

Probing the Dark Matter-Electron Interactions via Hydrogen-Atmosphere Pulsating White Dwarfs

Jia-Shu Niu,^{1,2,*} Tianjun Li,^{1,2,†} Weikai Zong,^{3,4,5} Hui-Fang Xue,³ and Yang Wang⁶

¹*CAS Key Laboratory of Theoretical Physics, Institute of Theoretical Physics, Chinese Academy of Sciences, Beijing, 100190, P.R.China*

²*School of Physical Sciences, University of Chinese Academy of Sciences, No.19A Yuquan Road, Beijing 100049, P.R.China*

³*Astronomy Department, Beijing Normal University, Beijing 100875, P.R.China*

⁴*Université de Toulouse, UPS-OMP, IRAP, Toulouse, France*

⁵*CNRS, IRAP, 14 avenue Edouard Belin, 31400 Toulouse, France*

⁶*School of Mathematical Sciences, Shanxi University, Shanxi 030006, P.R. China.*

(Dated: December 14, 2024)

We propose a novel and feasible scenario to detect Dark Matter (DM)-electron interaction via hydrogen-atmosphere pulsating white dwarfs (DAVs) in the central region of globular clusters. In this special configuration, the DM particles, which are predominantly captured by multiple scattering with the electrons in a DAV, would annihilate by pairs and provide extra energy source to the DAV. This mechanism slows down the natural cooling evolution which can be presented by the period variation rates of pulsation modes. The differences between the secular rates predicted by the precise asteroseismology and the secular rates obtained from observation can reveal the DM-electron interactions. We choose a real DAV (G117-B15A) in a globular cluster (ω Cen) to do the estimation, and find that the potential sensitivity on the $m_\chi - \sigma_{\chi,e}$ plane could be extended to a region with $5 \text{ GeV} \lesssim m_\chi \lesssim 10^4 \text{ GeV}$ and $\sigma_{\chi,e} \gtrsim 10^{-40} \text{ cm}^2$, which would be an excellent supplement to the results from current direct detections.

Introduction.—Although Dark Matter (DM) contributes to 26.8% of the total energy density of the Universe [1], the particle nature of DM remains largely unknown. In recent years, the DM particle candidates are searched via three main strategies, i.e., direct detections, indirect detections, and collider searches (see, e.g., [2] for reviews). The most stringent constraint from the current experiments on elastic scattering cross section between DM and nucleon is $\sigma_{\chi,n} \lesssim 1.1 \times 10^{-46} \text{ cm}^2$ for a DM mass $m_\chi = 50 \text{ GeV}$, and that between DM and electron is $\sigma_{\chi,e} < 3 \times 10^{-38} \text{ cm}^2$ for $m_\chi = 100 \text{ MeV}$ and $\sigma_{\chi,e} < 10^{-37} \text{ cm}^2$ for $20 \text{ MeV} \leq m_\chi \leq 1 \text{ GeV}$ [3, 4].

An alternative DM search can be upon on the celestial objects, such as stars, which have huge volumes and large masses comparing to the manual facilities. There are some branches which have been worked on: the Sun and main-sequence stars, considered the precise properties of their interior structures from helioseismology and asteroseismology (see, e.g., [5–7]); and the compact stars (i.e., white dwarfs and neutron stars), considered their deficiency of nuclear energy source (see, e.g., [8–11]). Nevertheless, all these attempts concentrate on the interactions between DM and nucleons whose cross section ($\sigma_{\chi,n}$) has been constrained below $1.1 \times 10^{-46} \text{ cm}^2$ by direct detection [3]. In order to enhance the interacting effects between DM and nucleons over the entire stars, a circumstance with high DM local density is preferred, where the stars in such as galaxy center, globular cluster and dwarf galaxy can be the reasonable solutions.

The hydrogen-atmosphere pulsating white dwarf (DAV) are a type of pulsating white dwarf with hydrogen-dominated atmospheres and the spectral type DA. Pre-

cise asteroseismology on DAVs can reveal their interior structures and determine the rates of the period variations which are related with their pulsation modes spanning over long time scales (see, e.g., [12] for reviews). These secular rates reveal the evolutionary cooling rates of DAVs which can be described by the Standard Cooling Model (SCM). However, the DM particles, which are captured by multiple scattering with the DAVs' constituents, would annihilate by pairs and provide extra energy source to the stars. The natural cooling process would be slowed down and could be detected by measuring the secular rates of the period variations. In reverse, we can use these secular rates to constrain the interactions between DM and DAVs' constituents (nucleons and electrons).

In this letter, we consider the DAVs in the central region of globular clusters and focus on the DM-electron interactions. Globular clusters are always considered as the local DM densed environments and the velocities between their member stars and the DM sub-halo surround them can be measured precisely [13, 14]. Both of them can increase the DM capture rate of DAVs. Moreover, we concentrate on the DM-electron interactions due to the following points: (i) considering the positron excess anomalies in cosmic ray spectra from the PAMELA and AMS-02 experiments, one may infer naturally that the DM-lepton interactions should be much larger than the DM-nucleon interactions; (ii) the DM-nucleon cross section $\sigma_{\chi,n}$ has already been suppressed below 10^{-46} cm^2 and then has an ignorable influence on the DM capture rate; (iii) DAVs are the most electron-densed objects and can be the most promising laboratories to measure the DM-electron cross section $\sigma_{\chi,e}$.

The Capture Rate of DM Particles in DAVs.—Galactic DM particles are inevitably streaming through any celestial object. Those particles will lose energy when they scatter with nucleons (which we did not mainly consider in this letter) or electrons inside the celestial object, leading their speed down. If the velocity of the DM particles reaches below the escape velocity, they will be “captured”, i.e., it becomes bound to the star. Regardless of the effect of evaporation which is not important in this letter where we consider the DM particle mass $m_\chi > 5 \text{ GeV}$ [15, 16], the evolution of the total number of DM particles, N_χ , inside the star (or any celestial object) can be written as,

$$\dot{N}_\chi = \Gamma_c - 2\Gamma_a, \quad (1)$$

where Γ_c is the particle capture rate, and $\Gamma_a = \frac{1}{2}C_a N_\chi^2$ is the annihilation rate. Therefore, we have $N_\chi = \Gamma_c \tau \tanh(\frac{t}{\tau})$ with the equilibrium time scale time $\tau = \sqrt{\frac{1}{C_a \Gamma_c}}$. When the dynamic equilibrium state is reached, the DM capture rate is balanced by the annihilation one [17], i.e., $\Gamma_c = 2\Gamma_a$.

In our case, (i) the mean free length of the DM particles in the star is small compared to the size of the star; (ii) DM particle mass is very large compared to the interaction constituent in the star (electron). Consequently, we use the results recently developed by Bramante *et al.* [18] to calculate the DM capture rate of the star, in which case the DM particles predominantly captured by scattering multiple times other than only once. The DM capture rate obtained by N times scatterings (Γ_c^N) can be described by Eq. (22) in Bramante *et al.* [18], and the DM capture rate is the sum over all N of the individual Γ_c^N , $\Gamma_c = \sum_{N=1}^{\infty} \Gamma_c^N$.

Besides, we make some additional simplifications as well: (i) a uniform distribution of matters in a DAV: $\rho_*(r) = \rho_* = M_*/V_*$ (ρ_* , M_* and V_* are the density, mass and volume of a DAV); (ii) The same chemical composition over the entire scattering volume V_* ; (iii) A uniform temperature profile (calculated from Eq. (6)) in DAV because of the extremely high thermal conductivity of an electron degenerate core; (iv) As DAVs are always electrically neutral we use the value $\frac{1}{2} \frac{M_*}{m_p}$ and $\frac{1}{2} \frac{\rho_*}{m_p}$ as the total number of electrons (N_e) and local number density of electrons (n_e) in a DAV, respectively (m_p and m_e are the mass of proton and electron).

The Knudsen number K , which indicates the “localization” of the DM transport, is

$$K = \frac{l_\chi(0)}{r_\chi}, \quad (2)$$

with $l_\chi(0) = [\sigma_{\chi,e} \cdot n_e(0)]^{-1} = [\sigma_{\chi,e} \cdot n_e]^{-1}$ is the mean free length in the center of the star and $r_\chi = \sqrt{\frac{3kT_c}{2\pi G\rho_c m_\chi}}$ is the typical scale of the DM core in the star (T_c and ρ_c are the temperature and density of the star’s core).

Following Griest and Seckel [17], Scott *et al.* [19] and Taoso *et al.* [20], in the case of large K (for DAVs), the DM’ distribution in star can be described by

$$n_\chi(r) = n_\chi(0) \cdot \exp\left[-\left(\frac{r}{r_\chi}\right)^2\right]. \quad (3)$$

The annihilation term can be computed by a separated way as follows:

$$\Gamma_a = \int_0^{R_*} dr 4\pi r^2 \cdot \frac{1}{2} \langle \sigma v \rangle n_\chi^2(r). \quad (4)$$

The factor 1/2 (1/4) in the equation above is appropriate for self (not self) conjugate particles and $\langle \sigma v \rangle$ the velocity-averaged annihilation cross-section.

If an equilibrium between capture and annihilation is reached the annihilation rate reduces to $\Gamma_a = 1/2\Gamma_c$ and it is independent on the annihilation cross-section. With the value of $\langle \sigma v \rangle \simeq 3 \times 10^{-26} \text{ cm}^3 \text{ s}^{-1}$, we can impose $\Gamma_a = 1/2\Gamma_c$ to do the normalization and get $n_\chi(0)$. Thus, the distribution $n_\chi(r)$ is specified and all the related values in this equilibrium state are known.

The Rate of Period Variations of DAVs.—The period variation of a DAV is related to two physical processes in the star: the cooling of the star and the contraction of its atmosphere, and is given by

$$\frac{\dot{P}}{P} \simeq -a \frac{\dot{T}_c}{T_c} + b \frac{\dot{R}}{R}, \quad (5)$$

where P is the pulsation period for the $m = 0$ multiplet component, T_c is the maximum (normally, core) temperature, R is the stellar radius, and \dot{P} , \dot{T} and \dot{R} are the respective temporal variation rates [12]. The constants a and b are positive numbers of order unity.

From the structure of a WD’s envelope, we have [21]

$$T_0^{\frac{7}{2}} = B \frac{L_*/L_\odot}{M_*/M_\odot}, \quad (6)$$

where $B \simeq 1.67 \times 10^{27}$ is a constant and T_0 is the interface temperature between the core and envelope, and L_* and L_\odot are the luminosities of the star and sun, respectively.

If we use the approximation $T_0 \simeq T_c$ (for DAVs) in Eq. (6), substitute the result into Eq. (5) and ignore the mass variation term during the cooling, we obtain

$$\frac{\dot{P}}{P} \simeq -\frac{2a}{7} \frac{\dot{L}_*}{L_*}. \quad (7)$$

According to the annihilation of DM in a DAV, if the equilibrium state has reached, the luminosity of the DAV should be $L_{obs} = L_{SCM} + L_\chi$, where L_{obs} is the total observed luminosity of the DAV, L_{SCM} is the normal luminosity in the SCM, and L_χ is the luminosity purely due to the annihilation of DM.

From the above section, we get $L_\chi = 2 \cdot \Gamma_a m_\chi c^2 = \Gamma_c m_\chi c^2$. One should note that once the equilibrium state

is reached, L_χ should not change with time. As a result, we have $\dot{L}_{obs} = \dot{L}_{SCM}$. Thus, the relationship between the rate of period variation and the luminosity should be (replace L_* by L_{obs})

$$\frac{\dot{P}_{obs}}{\dot{P}_{SCM}} = \frac{L_{SCM}}{L_{SCM} + L_\chi}, \quad (8)$$

in which we impose that the period from model calculation P_{SCM} equals to the value from observation P_{obs} . Here, we ignore the effects of DM on the period, because the total mass of the DM particles in such DAV can be ignored compared to the star mass.

In the SCM, the period variation of a DAV depends on the stellar mass and core composition, and can be expressed as a function of the mean atomic weight A [22, 23]

$$\dot{P}_{SCM} = dP/dt = (3 - 4) \times 10^{-15} \frac{A}{14} \text{ s s}^{-1}. \quad (9)$$

In this letter, we use a mean atomic weight 14, which is consistent with the cooling rate of DAVs with a carbon-oxygen core [24].

Estimation.—We perform our estimation in the case that a DAV in the central region of a globular cluster. We choose the G117-B15A as the DAV (whose observation matches the SCM very well) and its structure details are determined by asteroseismology from Romero *et al.* [25], Córscico *et al.* [26] (see Table. I).

Quantity	Asteroseismological model
M_*/M_\odot	0.593 ± 0.007
$\log(R_*/R_\odot)$	-1.882 ± 0.029
$\log(L_*/L_\odot)$	-2.497 ± 0.030
M_{He}/M_*	2.39×10^{-2}
M_H/M_*	$(1.25 \pm 0.7) \times 10^{-6}$
X_C, X_O (center)	$0.28_{-0.09}^{+0.22}, 0.70_{-0.22}^{+0.09}$

TABLE I. M_\odot , R_\odot and L_\odot are the solar mass, radius and luminosity, M_H and M_{He} are the masses of element hydrogen and helium in the star, and X_C and X_O are the mass fractions of element carbon and oxygen in the star, respectively.

In order to get large DM density, we choose ω Cen as the globular cluster to do the estimation. Amaro-Seoane *et al.* [11] has estimated $\rho_\chi \simeq 4 \times 10^3 \text{ GeV cm}^{-3}$ near the center of ω Cen without an intermediate-mass black hole (IMBH) and $4 \times 10^3 \text{ GeV cm}^{-3} \lesssim \rho_\chi \lesssim 4 \times 10^9 \text{ GeV cm}^{-3}$ with an IMBH. We here choose $\rho_\chi = 4 \times 10^3 \text{ GeV cm}^{-3}$ to do the estimation. From Merritt *et al.* [13] and van de Ven *et al.* [14], the members of this cluster are orbiting the center of mass with a peak velocity dispersion $v_* \simeq 7.9 \text{ km s}^{-1}$. Near a IMBH, where orbital motion around a single mass dominates, the test particle (DM or star) velocities are Keplerian, $v_* = \bar{v}$ (\bar{v} is the mean velocity of the test particles).

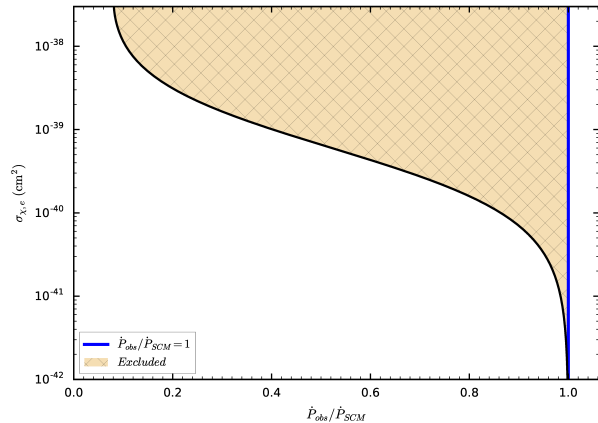


FIG. 1. The excluded region of $\sigma_{\chi,e}$ with the observed value $\dot{P}_{obs}/\dot{P}_{SCM}$.

With the above configurations, if we fix the $m_\chi = 100 \text{ GeV}$ and $\sigma_{\chi,e} = 10^{-38} \text{ cm}^2$, we obtain the DM luminosity of the DAV as $L_\chi \simeq 1.04 \times 10^{31} \text{ erg s}^{-1}$, which is about one order larger than the $L_{SCM} \simeq 1.23 \times 10^{30} \text{ erg s}^{-1}$. As a result, the period variation of DAV should be $\dot{P}_{obs} \simeq 0.1 \times \dot{P}_{SCM} \simeq (0.3 - 0.4) \times 10^{-15} \frac{A}{14} \text{ s s}^{-1} \simeq (0.3 - 0.4) \times 10^{-15} \text{ s s}^{-1}$, which is obviously smaller than the value from SCM [12].

Given $\dot{P}_{SCM} = 3.2 \times 10^{-15} \text{ s s}^{-1}$ and $m_\chi = 100 \text{ GeV}$, we can present the constraint on $\sigma_{\chi,e}$ by a given $\dot{P}_{obs}/\dot{P}_{SCM}$ in Fig. 1. In Fig. 1, the lower limit of $\dot{P}_{obs}/\dot{P}_{SCM}$ is determined by the star's size (or the geometrical limit). As the value of $\dot{P}_{obs}/\dot{P}_{SCM}$ becomes larger, the constraint on $\sigma_{\chi,e}$ becomes more stringent. Note that $\dot{P}_{obs}/\dot{P}_{SCM} = 1$ is the asymptotic line of the black exclusive line in Fig. 1. In real cases, considering the uncertainties from SCM and observation value of \dot{P}_{obs} , the exclusive line could not reach the value $\dot{P}_{obs}/\dot{P}_{SCM} = 1$. If we have $\dot{P}_{obs}/\dot{P}_{SCM} > 1$ from observations, it indicates that there exists a unknown effective cooling mechanism, which is a good hint to new physics as well.

Moreover, we get $\tau \simeq 4.89 \text{ yr}$, which is really a short period compared with the time scale of DAV formation processes. Thus, we can consider DAVs are always in the state of DM capture and annihilation equilibria which have been assumed in this letter. The total DM mass in the DAV is about $1.8 \times 10^{18} \text{ g} \ll M_*$, and then its gravitational effects on the DAV's interior structure can be neglected, which is consistent with our assumption $P_{SCM} = P_{obs}$ to determine the interior structure of DAV.

Furthermore, we make a similar estimation for DM which are captured by the DAVs G117-B15A, according to the interactions with nucleons using the formula in Gould [27], which is constructed with the single scattering capture for the case that the mean free path of

the DM particles in DAV is much larger compared to the size of the star. In this case, we obtain $L_\chi \simeq 1.49 \times 10^{24} \text{ erg s}^{-1}$ (here we choose $\sigma_{\chi,n} = 10^{-46} \text{ cm}^2$ and $m_\chi = 100 \text{ GeV}$), which can be ignored compared with the L_χ from electrons. Consequently, it is a reasonable assumption to consider DM captured by interactions with electrons alone.

Discussion.—The comparison between different Schemes in this field is given in Table II. In main sequence stars, the extra energy source from captured and then annihilated DM particles can be ignorable compared to the nuclear fusion, so one has to use the other DM particle models in which they cannot annihilate by pairs. As a result, in Scheme I we focus on the DM particles which cannot annihilate (i.e., asymmetric DM), and consider the energy transferring effects of DM particles which lead to a change in the core structure (which can be detected by asteroseismology) of the star. In Scheme II, the absolute luminosities of the stars cannot directly be detected in real cases, which is caused by the unknown distance to the star and the effects on dispersion. More importantly, only from the luminosity, we cannot determine the structure and constituents of the star, which is the key point to estimate the DM captured effects. Consequently, in this Scheme, it is always suitable to do statistical research other than individual ones. In Scheme III, the motivation is to explain the too fast cooling process of some pulsating WDs. The generation of axion in such stars increases the cooling rates of them, which in reverse can give constraints on axion mass from observations.

In this work, benefited from (i) the large DM local density in the central region of globular clusters; (ii) The relatively small velocity dispersion of the members in globular clusters; (iii) The large escape velocity of DAVs; (iv) The large electron density in DAVs; (v) The DM particles multi-scattering captured by DAVs, we found that the luminosity due to the DM annihilation would be so large ($L_\chi/L_{SCM} \sim 10$) in our estimation. In real cases, the absolute luminosity of a star in globular clusters is difficult to determine directly because of the extinction, dense star field in the central region of globular clusters and the uncertainties from the distance to a DAV. Moreover, if $\sigma_{\chi,e} < 10^{-38} \text{ cm}^2$, the luminosity due to the DM annihilation would decrease quickly and it becomes impossible to extract it from the total luminosity of a DAV.

Fortunately, a DAV's internal structure and long time evolution in SCM (represented by \dot{P}_{SCM}) can be well modeled by precise asteroseismology, which just needs the data from high-precision time series photometry. At the same time, this photometry data can also provide us \dot{P}_{obs} , which represents the real long time evolution of a DAV. Compared with these two long time scale quantities, the influence from the DM-electron interaction would be probed.

The flow diagram is presented in Fig. 2. From Fig.

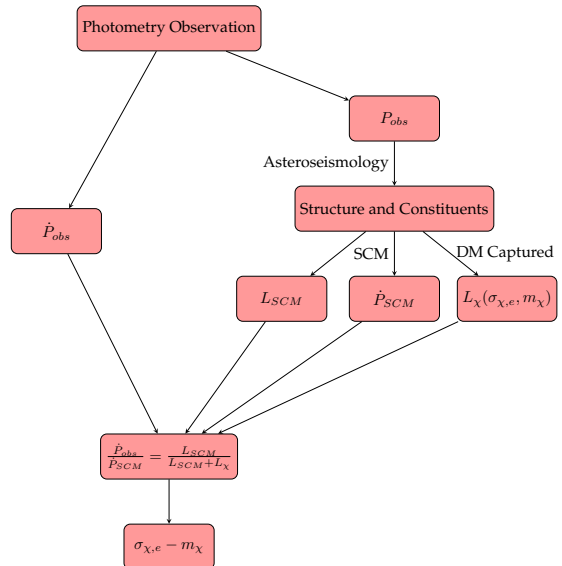


FIG. 2. The flow diagram of this work.

2, we can find the uncertainties of the final results from L_{SCM} , \dot{P}_{SCM} , L_χ and \dot{P}_{obs} . In a classical asteroseismology on DAV (see for e.g., Córscico *et al.* [26]), the uncertainties for both L_{SCM} and \dot{P}_{SCM} are 7%, and \dot{P}_{obs} can be determined from observation within 17% uncertainty. In multi-scattering captured process, the scattering times N is always chosen to be the cut-off at a large number (In this letter, we choose $N = 100$, which leads to an underestimate of L_χ by a factor $\lesssim 0.001\%$), but this uncertainty can be suppressed to be less than any given small value theoretically. Another type of uncertainties comes from the physical properties of the globular cluster where the DAVs locate in. Taking ω Cen as an example, if the distribution model of DM particles is given, we find that the DM local density ρ_χ can be gotten with an uncertainty of $\sim 20\%$ [29]. The velocity dispersion v_* (also \bar{v}) has an uncertainty of 30%. Because $v_{esc} \ll v_*$ in our case, its uncertainty has a negligible influence on L_χ .

If we can find a DAV like G117-B15A in such environment (ω Cen), and do successful asteroseismology according to the observation, the prospective exclusive region on $m_\chi - \sigma_{\chi,e}$ diagram can be gotten in Fig. 3 (Here, we consider all the uncertainties given above.). The potential sensitivity is mainly limited by the uncertainty from \dot{P}_{obs} , but as the accumulation of more data from high-precision photometry observation via space missions, the prospective exclusive line on $\sigma_{\chi,e} - m_\chi$ plane would be extended to smaller $\sigma_{\chi,e}$ and larger m_χ . We showed that in this scenario, the detectable DM-electron interaction parameter space would extend to $5 \text{ GeV} \lesssim m_\chi \lesssim 10^4 \text{ GeV}$ and $\sigma_{\chi,e} \gtrsim 10^{-40} \text{ cm}^2$, which is an excellent supplement for our current direct detection.

Schemes	DM models	Techniques	Stars	Environments	DM Effects	Observables	References
I	ADM	Asteroseismology	Main sequence stars	Usual	Transferring energy	P_{obs}	[5–7]
II	WIMPs	Direct observation	Compact stars	DM-dense	Extra source	L_{obs}	[8–11]
III	Axions	Asteroseismology	Pulsating WDs	Usual	Bring energy	P_{obs}, \dot{P}_{obs}	[26, 28]
This work	WIMPs	Asteroseismology	DAVs	Globular clusters	Extra source	P_{obs}, \dot{P}_{obs}	–

TABLE II. The comparison between different Schemes on this field.

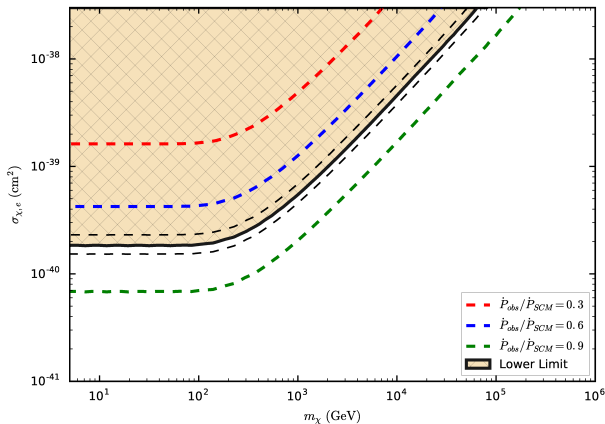


FIG. 3. The prospective constraints on $\sigma_{\chi,e} - m_\chi$ from our estimations. The lower limit of the exclusive line is mainly determined by the precision of \dot{P}_{obs} . If we consider the uncertainties from the globular cluster’s physical properties, the exclusive line is separated into two black dashed lines. The colored dashed lines represent the exclusive lines with specific $\dot{P}_{obs}/\dot{P}_{SCM}$ values.

If this scenario is implemented by high-precision photometry from space mission such as the James Webb Space Telescope or the Transiting Exoplanet Survey Satellite in the near future, we would like to point out: (i) The excluded region in $m_\chi - \sigma_{\chi,e}$ plane could be largely extended to the region which cannot be tested by the current direct detection on the earth; (ii) The study of these DAVs could provide an excellent footstone for studying the formation and evolution of the globular clusters which is a challenging theme for a long time.

Acknowledgments.—This research was supported in part by the Projects 11475238 and 11647601 supported by National Science Foundation of China, and by Key Research Program of Frontier Sciences, CAS. The numerical results described in this paper have been obtained via the HPC Cluster of ITP-CAS.

* jsniu@itp.ac.cn

† tli@itp.ac.cn

[1] Planck Collaboration, *Astron. Astrophys.* **571**, A16

(2014), arXiv:1303.5076.

- [2] G. Bertone, D. Hooper, and J. Silk, *Phys. Rept.* **405**, 279 (2005), hep-ph/0404175.
- [3] LUX Collaboration, *Physical Review Letters* **118**, 021303 (2017), arXiv:1608.07648.
- [4] R. Essig, A. Manalaysay, J. Mardon, P. Sorensen, and T. Volansky, *Physical Review Letters* **109**, 021301 (2012), arXiv:1206.2644.
- [5] M. T. Frandsen and S. Sarkar, *Physical Review Letters* **105**, 011301 (2010), arXiv:1003.4505 [hep-ph].
- [6] F. Iocco, M. Taoso, F. Leclercq, and G. Meynet, *Physical Review Letters* **108**, 061301 (2012), arXiv:1201.5387 [astro-ph.SR].
- [7] A. C. Vincent, P. Scott, and A. Serenelli, *Physical Review Letters* **114**, 081302 (2015), arXiv:1411.6626 [hep-ph].
- [8] I. V. Moskalenko and L. L. Wai, *Astrophys. J. Lett.* **659**, L29 (2007), astro-ph/0702654.
- [9] G. Bertone and M. Fairbairn, *Phys. Rev. D* **77**, 043515 (2008), arXiv:0709.1485.
- [10] T. J. Hurst, A. R. Zentner, A. Natarajan, and C. Badenes, *Phys. Rev. D* **91**, 103514 (2015), arXiv:1410.3925.
- [11] P. Amaro-Seoane, J. Casanellas, R. Schödel, E. Davidson, and J. Cuadra, *Mon. Not. Roy. Astron. Soc.* **459**, 695 (2016), arXiv:1512.00456.
- [12] D. E. Winget and S. O. Kepler, *Annu. Rev. Astron. Astrophys.* **46**, 157 (2008), arXiv:0806.2573.
- [13] D. Merritt, G. Meylan, and M. Mayor, *Astron. J.* **114**, 1074 (1997), astro-ph/9612184.
- [14] G. van de Ven, R. C. E. van den Bosch, E. K. Verolme, and P. T. de Zeeuw, *Astron. Astrophys.* **445**, 513 (2006), astro-ph/0509228.
- [15] A. Gould, *Astrophys. J.* **321**, 560 (1987).
- [16] A. Gould, *Astrophys. J.* **356**, 302 (1990).
- [17] K. Griest and D. Seckel, *Nuclear Physics B* **283**, 681 (1987).
- [18] J. Bramante, A. Delgado, and A. Martin, *Phys. Rev. D* **96**, 063002 (2017), arXiv:1703.04043 [hep-ph].
- [19] P. Scott, M. Fairbairn, and J. Edsjö, *Mon. Not. Roy. Astron. Soc.* **394**, 82 (2009), arXiv:0809.1871.
- [20] M. Taoso, F. Iocco, G. Meynet, G. Bertone, and P. Eggenberger, *Phys. Rev. D* **82**, 083509 (2010), arXiv:1005.5711.
- [21] R. Kippenhahn, A. Weigert, and A. Weiss, *Stellar Structure and Evolution*, 2e. (Astronomy and Astrophysics Library. Springer, Berlin, Heidelberg, 2012) p. 488.
- [22] S. D. Kawaler, D. E. Winget, I. Iben, Jr., and C. J. Hansen, *Astrophys. J.* **302**, 530 (1986).
- [23] S. O. Kepler, O. Giovannini, M. A. Wood, and et al., *Astrophys. J.* **447**, 874 (1995).
- [24] A. S. Mukadam, A. Bischoff-Kim, O. Fraser, and et al., *Astrophys. J.* **771**, 17 (2013).

- [25] A. D. Romero, A. H. Córscico, L. G. Althaus, S. O. Kepler, B. G. Castanheira, and M. M. Miller Bertolami, *Mon. Not. Roy. Astron. Soc.* **420**, 1462 (2012), arXiv:1109.6682 [astro-ph.SR].
- [26] A. H. Córscico, L. G. Althaus, M. M. Miller Bertolami, A. D. Romero, E. García-Berro, J. Isern, and S. O. Kepler, *Mon. Not. Roy. Astron. Soc.* **424**, 2792 (2012), arXiv:1205.6180 [astro-ph.SR].
- [27] A. Gould, *Astrophys. J.* **321**, 571 (1987).
- [28] A. H. Córscico, L. G. Althaus, A. D. Romero, A. S. Mukadam, E. García-Berro, J. Isern, S. O. Kepler, and M. A. Corti, *J. Cosmol. Astropart. Phys.* **12**, 010 (2012), arXiv:1211.3389 [astro-ph.SR].
- [29] R. D'Souza and H.-W. Rix, *Mon. Not. Roy. Astron. Soc.* **429**, 1887 (2013), arXiv:1211.4399.