

Achievable Rate Analysis of Cooperative Relay Assisted Opportunistic-NOMA under Rician Fading Channels with Channel State Information

Pranav Kumar Jha · S Sushmitha Shree · D. Sriram Kumar

Received: date / Accepted: date

Abstract The average achievable rate of an Opportunistic Non-Orthogonal Multiple Access (O-NOMA) based Cooperative Relaying System (CRS) with Channel State Information (CSI) known at the transmitter end is analyzed under Rician fading channels. For opportunistic transmission of data signals, CSI is used for the source-to-relay and source-to-destination links, which helps the transmitter to select the best out of the cooperative NOMA transmission and the direct transmission of signals, instantaneously. The average achievable rate of the O-NOMA and conventional NOMA (C-NOMA) based CRSs is considered for the performance comparison and the exact and asymptotic analytical expressions of the achievable rates has been provided. Asymptotic results are verified through Monte Carlo simulations for various channel powers and power allocation coefficients. Numerical results verify that the derived analytical results are matched well with the Monte Carlo simulations and show that O-NOMA-based CRS achieves better rate performance than C-NOMA-based CRS with the increasing power allocation coefficients, transmit Signal-to-Noise Ratios (SNRs) and channel powers.

Keywords Non-Orthogonal Multiple Access · Achievable Rate · Opportunistic Transmission · Decode-and-Forward Relay · Superposition Coding · Rician Fading Channels

Pranav Kumar Jha
Department of Electronics and Communication Engineering
National Institute of Technology, Tiruchirappalli
Tel.: +91-846-898-3890
E-mail: jha.k.pranav@live.com
URL: orcid.org/0000-0001-8053-988X

S Sushmitha Shree
Department of Electronics and Communication Engineering
Thiagarajar College of Engineering, Madurai
E-mail: sushmithasriram@gmail.com
URL: orcid.org/0000-0003-4929-7776

1 Introduction

Non-orthogonal multiple access (NOMA) is one of the promising techniques to improve the spectral efficiency of wireless multi-user communication systems [1]. For multiple access, NOMA uses the power domain and superposition coding is used to implement this which enables the transmitter to transmit data signals with different power levels to different receivers at the same time and bandwidth [2]. In order to boost the spectral efficiency of cooperative relaying systems (CRSs), the NOMA has been proposed into CRSs where one or more relays help a source in transmitting the signals to one or more destinations in order to mitigate the wireless channel effects such as path losses, attenuation and shadowing. In industry, the NOMA and the cooperative relaying technique have been considered as primary techniques for 3rd Generation Partnership Project (3GPP) Long Term Evolution-Advanced (LTE-A) systems [3, 4]. Hence, CRSs using the NOMA can be practically realized as one of alternatives to achieve high spectral efficiency in the fifth generation (5G) communication systems.

In literature, the advanced NOMA for different CRSs have been developed to significantly improve the spectral efficiency of the CRSs [5–13]. The research is focused on the models of CRSs with different node constructions and different relaying schemes and has shown the spectral efficiency gains achieved by their proposed NOMA schemes in terms of average achievable rate and outage probability. In [5], CRS using NOMA has been proposed, where the source simultaneously transmits two independent data symbols by superposition coding, and the relay decodes and forwards the symbol with lower received power after performing the successive interference cancellation (SIC). Also, the average achievable rate for the CRS using NOMA has been analyzed, and a sub-optimal power allocation scheme for NOMA has been presented. In [6], a novel detection scheme for CRS using NOMA has been proposed to enhance the achievable rate for CRS using NOMA presented in [5], but it requires more complexity at the receiver. In [6], the destination jointly decodes two data symbols from the direct and relayed transmissions with maximal-ratio combining and SIC. In addition, its average achievable rate and the outage probability have been investigated. Unlike [5] and [6] considering a single relay and a single destination, in [5], the more complicated CRS with multiple relays and destinations has been treated, and a cooperative NOMA scheme has been proposed for the CRS where the receivers with better channel conditions have prior information about the data symbols of other receivers and the prior information is used to achieve the spatial diversity. In [7], the outage probability and diversity order achieved by the cooperative NOMA have been investigated. Unlike [5–7] with decode-and-forward relaying, in [8], a NOMA-based down-link cooperative cellular system with amplify-and-forward relaying has been proposed, where the base station transmits data signals to two users simultaneously with amplify-and-forward relaying. Also, its average achievable rate and outage performance have been investigated. In [9], the NOMA scheme has been proposed in coordinated direct and relay transmission (CDRT), where the base station directly communicates with a near user while communicating with a far user only through a relay. In the CDRT using NOMA, the near user has the prior information about the data symbol of the far user, and exploits it for interference cancellation,

which can significantly improve the spectral efficiency. Its average achievable rate and outage probability have been also analyzed in [9]. In [10], the full-duplex (FD) CRS using NOMA with dual users has been proposed and its average achievable rate and outage probability have been investigated under the assumption of imperfect self-interference cancellation. In addition, it has been shown that the FD CRS using NOMA can work better than the half-duplex CRS using NOMA. In the studies on CRSs using NOMA in [5–10], channel state information (CSI) has been assumed to be unavailable at the source in order to reduce the system overhead. However, it can limit the performance improvement because the source cannot use the time-varying channels for data transmission. In [11–13], hence, adaptive transmission, user selection, and hybrid relaying schemes using CSI have been respectively proposed to enhance the spectral efficiency of CRSs using NOMA. In [14], an opportunistic NOMA (O-NOMA) based CRS has been proposed using decode-and-forward over Rayleigh fading channels and the average achievable rates has been studied for different channel powers and power allocation coefficients with CSI available at the transmitter end.

In this paper, unlike the proposed schemes in [11–14], we analyze the O-NOMA-based CRS using CSI available at the transmitter end under Rician fading channels in order to achieve the further performance improvement at the expense of system overhead. We consider a source, a decode-and-forward relay, and a destination for the simple implementation as in [5]. For opportunistic transmission, CSI for the source-to-destination and source-to-relay links is exploited and based on the CSI, transmitter instantaneously selects one of the direct transmission and the cooperative NOMA transmission [5] with the help of the relay, which can provide better achievable rate performance than the conventional NOMA-based CRS with no CSI at the source. In addition, an asymptotic expression of the average achievable rate has also been provided and the asymptotic results are verified through Monte Carlo simulations. The average achievable rates of the O-NOMA and the conventional NOMA (C-NOMA) based CRSs has been compared for different channel powers and power allocation coefficients used for NOMA.

This paper is organized as follows: Section 2 provides opportunistic NOMA-based CRS, and provides its received signals and signal-to-noise ratios (SNRs). In Section 3, the average achievable rate for the O-NOMA-based CRS is analyzed and in section 4, an approximation method is used for asymptotic average achievable rate expressions. In Section 5, a comparison has been made between the O-NOMA and C-NOMA-based CRSs in terms of average achievable rate in order to verify the superiority of O-NOMA-based CRS over C-NOMA-based CRS through numerical results and simulations. Section 6 concludes this paper.

2 System Description

A CRS has been considered for the analysis as shown in Fig. 1, where a source (S) transmits signals to a destination (D) directly and through a relay (R). The channel coefficients of S-to-D, S-to-R, and R-to-D links are represented as h_{SD} , h_{SR} , and h_{RD} ,

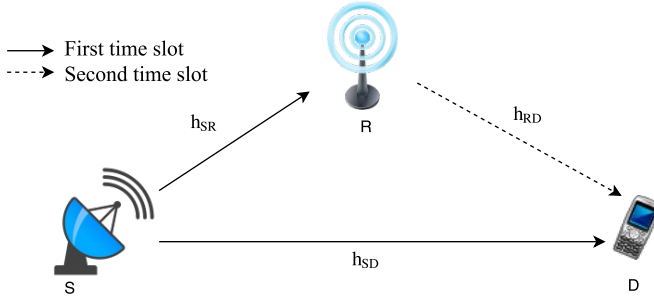


Fig. 1 A Cooperative relaying system based on NOMA.

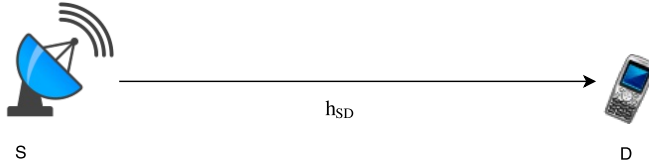


Fig. 2 Direct signal transmission from source to destination.

respectively, and considered to be independent Rician random variables with average channel powers of Ω_{SD}^2 , Ω_{SR}^2 and Ω_{RD}^2 , respectively.

In the CRS using NOMA, During the first time slot, the source transmits $\sqrt{a_1 P_S} s_1 + \sqrt{a_2 P_S} s_2$ to the relay and the destination, using the superposition coding [1, 5, 6] shown in Fig. 3, where s_i represents the i -th data symbol, $E[|s_i|^2] = 1$ and P_S signifies the total transmit power, a_i represents the power allocation coefficient for symbol s_i and $a_1 + a_2 = 1$ and $a_1 > a_2$ is assumed, which means $0.5 < a_1 < 1$ and $0 < a_2 < 0.5$. The relay decodes symbol s_2 after decoding and cancelling symbol s_1 with SIC, whereas the destination decodes symbol s_1 considering symbol s_2 as noise. During the second time slot, only the relay transmits the decoded symbol s_2 with power P_S to the destination. However, when $|h_{SD}|^2 > |h_{SR}|^2$, the NOMA may not provide a gain of end-to-end achievable rate since the received signal power of symbol at the relay is very limited. For O-NOMA-based CRS, if $|h_{SD}|^2 > |h_{SR}|^2$, only direct transmission between the source and the destination is performed without relaying as shown in Fig. 2, otherwise the NOMA is employed with relay [14]. The rationale of the O-NOMA-based CRS is based on the fact that the achievable rate for the relayed link is the minimum of achievable rates for the source-to-relay link and the relay-to-destination link. That is, when $|h_{SD}|^2 > |h_{SR}|^2$, the direct link achieves better rate performance than the relayed link. In the O-NOMA-based CRS, hence, the source directly transmits symbol s_1 to the destination with power P_S during a time slot when $|h_{SD}|^2 > |h_{SR}|^2$.

In the C-NOMA-based CRS, the received signals at the relay and the destination during the first time slot are respectively given as

$$r_{SR}^C = h_{SR}(\sqrt{a_1 P_S} s_1 + \sqrt{a_2 P_S} s_2) + n_{SR}, \quad (1)$$

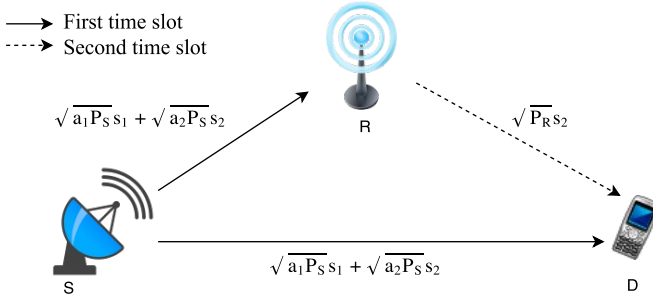


Fig. 3 NOMA-based cooperative relaying systems.

and

$$r_{SD}^C = h_{SD}(\sqrt{a_1 P_S} s_1 + \sqrt{a_2 P_S} s_2) + n_{SD}, \quad (2)$$

where n_{SR} and n_{SD} denote additive white Gaussian noise with variance σ^2 . The received SNRs of symbol s_1 to be decoded for SIC and symbol s_2 to be decoded after SIC at the relay are respectively given from (1) as

$$\gamma_{SR,s_1}^C = \frac{a_1 P_S |h_{SR}|^2}{a_2 P_S |h_{SR}|^2 + \sigma^2}, \quad (3)$$

and

$$\gamma_{SR,s_2}^C = \frac{a_2 P_S |h_{SR}|^2}{\sigma^2}. \quad (4)$$

The received SNR of symbol s_1 to be decoded at the destination is given from (2) as

$$\gamma_{SD,s_1}^C = \frac{a_1 P_S |h_{SD}|^2}{a_2 P_S |h_{SD}|^2 + \sigma^2}. \quad (5)$$

The received signal at the destination during the second time slot is given as

$$r_{RD}^C = \sqrt{a_2 P_R} h_{RD} s_2 + n_{RD}, \quad (6)$$

where n_{RD} is additive white Gaussian noise with variance σ^2 , and thus the received SNR for symbol s_2 is given as

$$\gamma_{RD,s_2}^C = \frac{a_2 P_S |h_{RD}|^2}{\sigma^2}. \quad (7)$$

On the other hand, for the direct transmission, the received signal of symbol s_1 at the destination and its received SNR are respectively given as,

$$r_{SD}^D = \sqrt{a_1 P_S} h_{SD} s_1 + n_{SD}, \quad (8)$$

$$\gamma_{SD,s_1}^D = \frac{a_1 P_S |h_{SD}|^2}{\sigma^2}. \quad (9)$$

3 Achievable Rate Analysis

Let $\lambda_{SD} \triangleq |h_{SD}|^2$, $\lambda_{SR} \triangleq |h_{SR}|^2$, $\lambda_{RD} \triangleq |h_{RD}|^2$, $\rho = \frac{P_S}{\sigma^2}$ and $C(x) \triangleq \log_2(1+x)$, where ρ signifies the transmit SNR. It is assumed that [5] the transmit power of S and R is the same as $P_S = P_R = P$. As following the fact the the end-to-end achievable rate of decode-and-forward relaying is dominated by the weakest link [3], and with the help of [3–5, 7, 9], the achievable rate of the O-NOMA-based CRS is obtained as follows [5]: If $\lambda_{SD} < \lambda_{SR}$

$$C^{Pro} = \frac{1}{2} \min\{\log_2(1 + \gamma_{SD,s_1}^C), \log_2(1 + \gamma_{SR,s_1}^C)\} + \frac{1}{2} \min\{\log_2(1 + \gamma_{SR,s_2}^C), \log_2(1 + \gamma_{RD,s_2}^C)\}, \quad (10)$$

which can be written as [14]

$$C^{Pro} = \frac{1}{2} \min\{\log_2(1 + \gamma_{SD,s_1}^C)\} + \frac{1}{2} \min\{\log_2(1 + \gamma_{SR,s_2}^C), \log_2(1 + \gamma_{RD,s_2}^C)\}, \quad (11)$$

else,

$$C^{Pro} = \log_2(1 + \gamma_{SD,s_1}^D). \quad (12)$$

In (10), it is noted that the first and the second parts denote the achievable rates of symbols s_1 and s_2 , respectively. In the first part of (10), $\log_2(1 + \gamma_{SR,s_1}^C)$ is required to assume that the relay successfully decodes symbol s_1 for SIC, but that is deleted in (11) since $\lambda_{SD} < \lambda_{SR}$. It is also noted that there is one half spectral efficiency penalty for relaying in (11), whereas there is no spectral efficiency penalty in (12) as the source transmits an independent data symbol to the destination directly for a given time slot when $\lambda_{SD} > \lambda_{SR}$. Then, using (11) and (12), the achievable average rate of the O-NOMA-based CRS is obtained as

$$C^{Pro} = \underbrace{\frac{1}{2} \log_2(1 + \lambda_{SD}\rho) - \frac{1}{2} (1 + a_2 \lambda_{SD}\rho)}_{C_{C,s_1}} + \underbrace{\frac{1}{2} \log_2(1 + \min\{a_2 \lambda_{SR}, \lambda_{RD}\}\rho)}_{C_{C,s_2}}, \quad (13)$$

else,

$$C^{Pro} = \underbrace{\log_2(1 + \lambda_{SD}\rho)}_{C_{D,s_1}}. \quad (14)$$

With the help of (13) and (14), the total achievable rate of O-NOMA-based CRS can be written as

$$C^{\overline{Pro}} = \frac{1}{2} \log_2(1 + \lambda_{SD}\rho) - \frac{1}{2} (1 + a_2 \lambda_{SD}\rho) + \frac{1}{2} \log_2(1 + \min\{a_2 \lambda_{SR}, \lambda_{RD}\}\rho) + \log_2(1 + \lambda_{SD}\rho). \quad (15)$$

Let $\gamma_1 \triangleq \lambda_{SD}$, $\gamma_2 \triangleq \min\{\lambda_{SR}, \lambda_{RD}\}$, the cumulative distribution function (CDF) of γ_1 and γ_2 for C_{C,s_1} and C_{C,s_2} is given as [15]

$$F(\gamma_1) = 1 - A_x A_y \sum_{k=0}^{\infty} \sum_{n=0}^{\infty} \tilde{B}_x(n) \tilde{B}_y(k) n! k! e^{-(a_x + a_y) \gamma_1} \sum_{i=0}^n \sum_{j=0}^k \frac{a_x^i a_y^j}{i! j!} \gamma_1^{i+j}, \quad (16)$$

$$F(\gamma_2) = 1 - A_z A_y \sum_{k=0}^{\infty} \sum_{n=0}^{\infty} \tilde{B}_z(n) \tilde{B}_y(k) n! k! e^{-(a_z + \frac{a_y}{a_2}) \gamma_2} \sum_{i=0}^n \sum_{j=0}^k \frac{a_z^i (a_y/a_2)^j}{i! j!} \gamma_2^{i+j}, \quad (17)$$

where $B_x(n) = \frac{K_x^n (1+K_x)^n}{\Omega_x^n (n!)^2}$, $B_y(k) = \frac{K_y^k (1+K_y)^k}{\Omega_y^k (k!)^2}$, $a_x = \frac{1+K_x}{\Omega_x}$, $a_y = \frac{1+K_y}{\Omega_y}$, $A_x = a_x e^{-K_x}$, $A_y = a_y e^{-K_y}$, $\tilde{B}_x(n) = \frac{B_x(n)}{a_x^{n+1}}$, $\tilde{B}_y(k) = \frac{B_y(k)}{a_y^{k+1}}$. Here, x represents the S-to-D link, y represents the S-to-R link, z represents the R-to-D link and K represents the Rician factor. The expansion form of incomplete Gamma function is used for the equality of (16).

4 Achievable Rate Approximation

According to [15], (16) and (17) can be approximated for the asymptotic results where approximated values for C_{C,s_1} and C_{C,s_2} is given as

$$C_{C,s_1} = \frac{1}{2 \ln(2)} [H(\rho) - H(\rho a_2)], \quad (18)$$

where,

$$H(\rho) = A_x A_y \sum_{k=0}^{\infty} \sum_{n=0}^{\infty} \tilde{B}_x(n) \tilde{B}_y(k) n! k! \sum_{i=0}^n \sum_{j=0}^k \frac{(i+j)!}{i! j!} \frac{a_x^i a_y^j}{\rho^{i+j}} e^{\frac{a_x + a_y}{\rho}} \left(\frac{1}{2 \frac{a_x + a_y}{\rho}} \right)^{i+j} \\ \times \frac{\pi}{n} \sum_{t=1}^n \left(\cos\left(\frac{2t-1}{2n} \pi\right) + 1 \right)^{i+j-1} e^{-\frac{2 \frac{a_x + a_y}{\rho}}{\cos\left(\frac{2t-1}{2n} \pi\right) + 1}} \left| \sin\left(\frac{2t-1}{2n} \pi\right) \right|, \quad (19)$$

Similarly C_{D,s_1} can be calculated as

$$C_{D,s_1} = \frac{1}{\ln(2)} H(\rho), \quad (20)$$

and

$$C_{C,s_2} = \frac{1}{2 \ln(2)} G(\rho), \quad (21)$$

where,

$$G(\rho) = A_z A_y \sum_{k=0}^{\infty} \sum_{n=0}^{\infty} \tilde{B}_z(n) \tilde{B}_y(k) n! k! \sum_{i=0}^n \sum_{j=0}^k \frac{(i+j)!}{i! j!} \frac{a_z^i (a_y/a_2)^j}{\rho^{i+j}} e^{\frac{a_z + a_y/a_2}{\rho}} \\ \times \left(\frac{1}{2 \frac{a_z + a_y/a_2}{\rho}} \right)^{i+j} \frac{\pi}{n} \sum_{t=1}^n \left(\cos\left(\frac{2t-1}{2n} \pi\right) + 1 \right)^{i+j-1} e^{-\frac{2 \frac{a_z + a_y/a_2}{\rho}}{\cos\left(\frac{2t-1}{2n} \pi\right) + 1}} \left| \sin\left(\frac{2t-1}{2n} \pi\right) \right|. \quad (22)$$

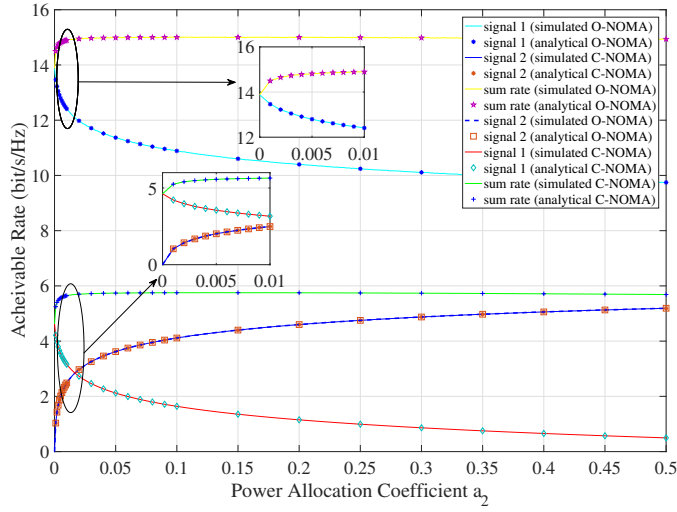


Fig. 4 Average achievable rates of O-NOMA and C-NOMA-based CRSs for $\rho = 20$ dB when $\Omega_{SD} = 3$ and $\Omega_{SR} = \Omega_{RD} = 6$.

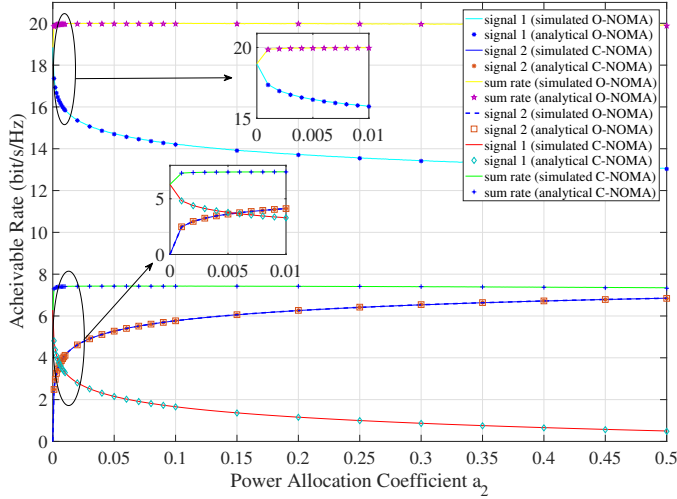


Fig. 5 Average achievable rates of O-NOMA and C-NOMA-based CRSs for $\rho = 30$ dB when $\Omega_{SD} = 3$ and $\Omega_{SR} = \Omega_{RD} = 6$.

5 Numerical Results and Discussions

In this section, for validation of the accuracy of the analytical results analyzed in the Section 4 has been compared using Monte Carlo simulations. For simulation purpose, 10^5 realizations of Rician distribution random variables are transmitted. The asymptotic achievable rate of the C-NOMA-based CRS given in [15] is used for comparison purpose with the achievable rate of O-NOMA-based CRS obtained in this paper. Figs.

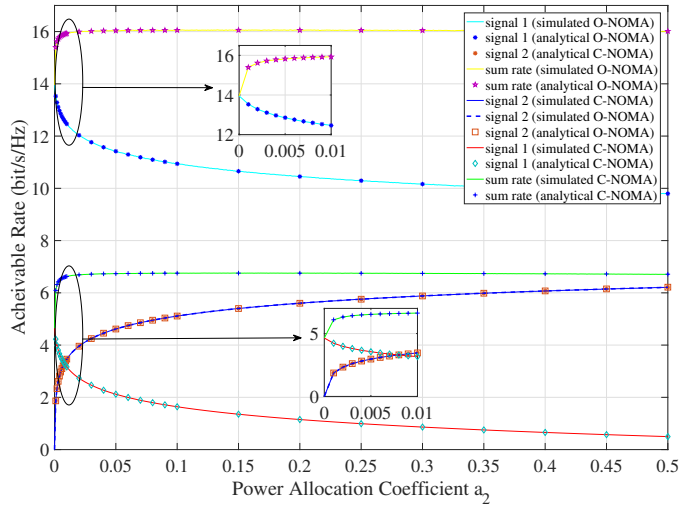


Fig. 6 Average achievable rates of O-NOMA and C-NOMA-based CRSs for $\rho = 20$ dB when $\Omega_{SD} = 3$ and $\Omega_{SR} = \Omega_{RD} = 12$.

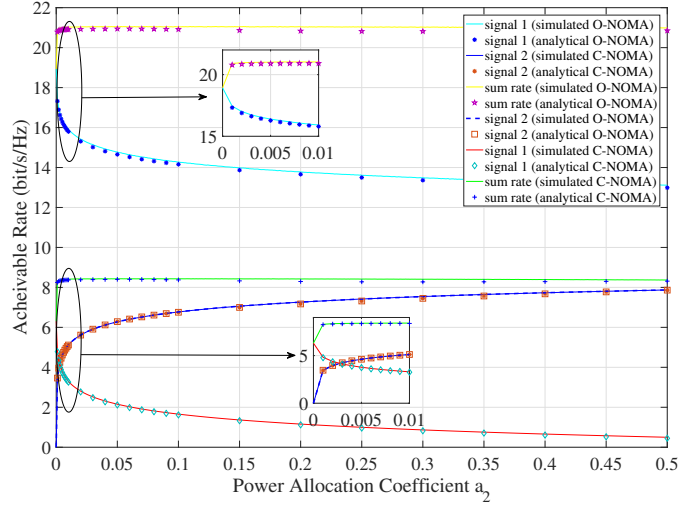


Fig. 7 Average achievable rates of O-NOMA and C-NOMA-based CRSs for $\rho = 30$ dB when $\Omega_{SD} = 3$ and $\Omega_{SR} = \Omega_{RD} = 12$.

4, 5, 6 and 7 provides the achievable rate performance of s_1 , s_2 and the corresponding average achievable sum rate of the O-NOMA and C-NOMA-based CRSs for different values of the power allocation coefficient a_2 of s_2 . Further, parameters are set as $K_{SR} = K_{RD} = 5$, $K_{SD} = 2$ and $\Omega_{SD} = 3$. In addition, as a_2 increases, the achievable rate for s_2 increases and the rate for s_1 decreases, since s_2 gets more power. Fig. 8 and Fig. 9 provides the achievable rate performance of the O-NOMA and C-NOMA-based CRSs against the transmit SNR ρ where a_2 is set as 0.4.

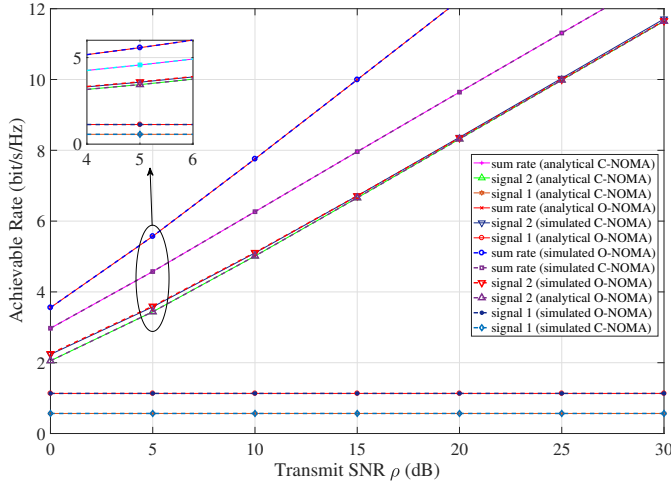


Fig. 8 Average achievable rates of O-NOMA and C-NOMA-based CRSs for $a_1 = 0.9$ and $a_2 = 0.1$ when $\Omega_{SD} = 3$ and $\Omega_{SR} = \Omega_{RD} = 6$.

In Fig. 4, for SNR = 20 dB and $\Omega_{SR} = \Omega_{RD} = 6$, It can be seen that when a_2 increases from 0.1 to 0.4, the achievable rate of s_1 decreases from 10.89 bit/s/Hz to 9.905 bit/s/Hz while for C-NOMA-based CRS, s_1 decreases from 1.64 bit/s/Hz to 0.657 bit/s/Hz. Next, s_2 increases from 4.113 bit/s/Hz to 5.058 bit/s/Hz for O-NOMA-based CRS which is same as in the case of C-NOMA-based CRS due to the available CSI at the transmitter end. Average achievable sum rates for O-NOMA and C-NOMA-based CRSs are 15 bit/s/Hz and 5.753 bit/s/Hz, respectively for $a_2 = 0.1$.

In Fig. 5, SNR is set as 30 dB and $\Omega_{SR} = \Omega_{RD} = 6$. Now when a_2 increases from 0.1 to 0.4, the achievable rate of s_1 decreases from 14.2 bit/s/Hz to 13.2 bit/s/Hz for O-NOMA-based CRS while for C-NOMA-based CRS, s_1 decreases from 1.651 bit/s/Hz to 0.6489 bit/s/Hz. Further, s_2 increases from 5.77 bit/s/Hz to 6.721 bit/s/Hz for O-NOMA and C-NOMA-based CRSs both. Average achievable sum rates for O-NOMA and C-NOMA-based CRSs are 19.97 bit/s/Hz and 7.421 bit/s/Hz, respectively for $a_2 = 0.1$.

In Figs. 4 and 5, for $\Omega_{SR} = \Omega_{RD} = 6$, an increase of 4.97 bit/s/Hz for O-NOMA-based CRS and 1.668 bit/s/Hz for C-NOMA-based CRS has been shown in the average achievable sum rates for 10 dB increment in the SNR. O-NOMA-based CRS achieves 9.247 bit/s/Hz more rate than C-NOMA-based CRS for SNR=20 dB and 12.549 bit/s/Hz for SNR=30 dB at $a_2 = 0.1$, which shows that O-NOMA-based CRS achieves better average rate performance than C-NOMA-based CRS.

In Fig. 6, SNR is set as 20 dB and $\Omega_{SR} = \Omega_{RD} = 12$. Now, when a_2 increases from 0.1 to 0.4, the achievable rate of s_1 decreases from 10.94 bit/s/Hz to 9.957 bit/s/Hz for O-NOMA-based CRS while for C-NOMA-based CRS, s_1 decreases from 1.64 bit/s/Hz to 0.657 bit/s/Hz and s_2 increases from 5.112 bit/s/Hz to 6.074 bit/s/Hz for both the cases. Average achievable rates for O-NOMA and C-NOMA-based CRSs are 16.05 bit/s/Hz and 6.752 bit/s/Hz, respectively for $a_2 = 0.1$.

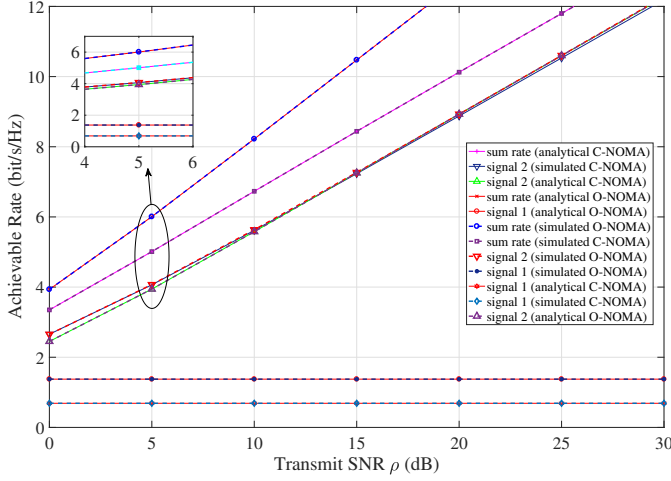


Fig. 9 Average achievable rates of O-NOMA and C-NOMA-based CRSs for $a_1 = 0.9$ and $a_2 = 0.1$ when $\Omega_{SD} = 3$, $\Omega_{SR} = \Omega_{RD} = 12$.

In Fig. 7 by using SNR = 30 dB and $\Omega_{SR} = \Omega_{RD} = 12$, when a_2 increases from 0.1 to 0.4, the achievable rate of s_1 decreases from 14.16 bit/s/Hz to 13.15 bit/s/Hz for O-NOMA-based CRS while for C-NOMA-based CRS, s_1 decreases from 1.619 bit/s/Hz to 0.6115 bit/s/Hz and s_2 increases from 6.756 bit/s/Hz to 7.678 bit/s/Hz for O-NOMA and C-NOMA-based CRSs both. Average achievable sum rates for O-NOMA and C-NOMA-based CRSs are 20.91 bit/s/Hz and 8.375 bit/s/Hz, respectively for $a_2 = 0.1$.

In Figs. 6 and 7, for $\Omega_{SR} = \Omega_{RD} = 12$, an increase of 4.86 bit/s/Hz for O-NOMA-based CRS and 1.619 bit/s/Hz for C-NOMA-based CRS has been shown in the average achievable sum rates for 10 dB increment in the SNR. O-NOMA-based CRS achieves 9.298 bit/s/Hz more rate than C-NOMA-based CRS for SNR=20 dB and 12.539 bit/s/Hz for SNR=30 dB at $a_2 = 0.1$ which shows that O-NOMA-based CRS achieves better average rate performance than C-NOMA-based CRS.

In Figs. 4 and 6, for $a_2 = 0.1$ and SNR = 20 dB, when values of $\Omega_{SR} = \Omega_{RD}$ changes from 6 to 12, an increase of 1.05 bit/s/Hz and 0.999 bit/s/Hz in the average achievable sum rate of O-NOMA-based CRS and C-NOMA-based CRS has been noticed, respectively and in Figs. 5 and 7, for $a_2 = 0.1$ and SNR = 30 dB, when values of $\Omega_{SR} = \Omega_{RD}$ changes from 6 to 12, an increase of 0.94 bit/s/Hz and 0.954 bit/s/Hz in the average achievable sum rate of O-NOMA-based CRS and C-NOMA-based CRS has been shown, respectively. Hence, these results clearly demonstrate that larger channel power helps in achieving better achievable rate.

In Fig. 8, $a_1 = 0.9$, $a_2 = 0.1$ and $\Omega_{SR} = \Omega_{RD} = 6$ and when ρ increases from 5 dB to 15 dB, the average achievable sum rate of O-NOMA-based CRS increases from 5.571 bit/s/Hz to 9.995 bit/s/Hz and for C-NOMA-based CRS, it increases from 4.575 bit/s/Hz to 7.961 bit/s/Hz while s_2 increases from 3.438 bit/s/Hz to 6.658 bit/s/Hz for O-NOMA and C-NOMA-based CRSs both due to the knowledge of CSI at the

transmitter end. At $\rho = 15$ dB, s_1 is 1.133 bit/s/Hz for O-NOMA-based CRS and 0.5663 bit/s/Hz for C-NOMA-based CRS.

In Fig. 9, parameters are set as $\Omega_{SR} = \Omega_{RD} = 12$, $a_1 = 0.9$ and $a_2 = 0.1$. Here, when ρ increases from 5 dB to 15 dB, the average achievable sum rate of O-NOMA-based CRS increases from 6.007 bit/s/Hz to 10.47 bit/s/Hz and for C-NOMA-based CRS, increases from 5.011 bit/s/Hz to 8.44 bit/s/Hz while s_2 increases from 3.942 bit/s/Hz to 8.44 bit/s/Hz for O-NOMA and C-NOMA-based CRSs both. At $\rho = 15$ dB, s_1 is 1.376 bit/s/Hz for O-NOMA-based CRS and 0.6879 bit/s/Hz for C-NOMA-based CRS.

In Figs. 8 and 9, at $\rho = 15$ dB, an increase of 0.475 bit/s/Hz for O-NOMA-based CRS and 0.479 bit/s/Hz for C-NOMA-based CRS has been shown in the average achievable sum rate when $\Omega_{SR} = \Omega_{RD}$ varies from 6 to 12. O-NOMA-based CRS achieves 2.034 bit/s/Hz more rate than C-NOMA-based CRS for $\Omega_{SR} = \Omega_{RD} = 6$ and 2.03 bit/s/Hz for $\Omega_{SR} = \Omega_{RD} = 12$, which shows that O-NOMA-based CRS achieves better average rate performance than C-NOMA-based CRS and larger channel power helps in achieving improved achievable rate comparatively.

6 Conclusions

In this paper, the performance of O-NOMA-based CRS is investigated and exact and asymptotic analytical expressions of the achievable rates has been provided under Rician fading channels. Derived analytical results have been verified with the simulation results and proved to be in harmony with the Monte Carlo simulations which concludes that O-NOMA-based CRS is superior than C-NOMA-based CRS in terms of average achievable rate. Numerical results also show that as the transmit SNR increases and the channel power of the S-to-R and R-to D link is large, O-NOMA-based CRS achieves better rate performance than conventional C-NOMA-based CRS.

References

1. Z. Ding, Z. Yang, P. Fan, H.V. Poor, IEEE Signal Processing Letters **21**(12), 1501 (2014)
2. H.T. Do, S.Y. Chung, IEEE Transactions on Communications **57**(8) (2009)
3. C. Danae, Technical specification group radio access network. Tech. rep., Technical report, Technical report, Spreading and Modulation, <http://www.3gpp.org> (1999)
4. Z. Bai, 3GPP, Sophia Antipolis, Technical Specification 36.213 v. 11.4. 0 (2013)
5. J.B. Kim, I.H. Lee, IEEE Communications Letters **19**(11), 1949 (2015)
6. M. Xu, F. Ji, M. Wen, W. Duan, IEEE Communications Letters **20**(8), 1679 (2016)
7. Z. Ding, M. Peng, H.V. Poor, IEEE Communications Letters **19**(8), 1462 (2015)
8. J. Men, J. Ge, IET Communications **9**(18), 2267 (2015)
9. J.B. Kim, I.H. Lee, IEEE Communications Letters **19**(11), 2037 (2015)
10. C. Zhong, Z. Zhang, IEEE Communications Letters **20**(12), 2478 (2016)

11. S. Luo, K.C. Teh, IEEE Communications Letters **21**(4), 937 (2017)
12. N.T. Do, D.B. Da Costa, T.Q. Duong, B. An, IEEE Communications Letters **21**(3), 664 (2017)
13. Y. Liu, G. Pan, H. Zhang, M. Song, IEEE Access **4**, 4912 (2016)
14. I.h. Lee, H. Lee, Journal of information processing systems **13**(3), 630 (2017)
15. R. Jiao, L. Dai, J. Zhang, R. MacKenzie, M. Hao, IEEE Transactions on Vehicular Technology (2017)