
Visual Reference Resolution using Attention Memory for Visual Dialog

Paul Hongsuck Seo[†]

[†]POSTECH

{hsseo, bhhan}@postech.ac.kr

Andreas Lehrmann[§]

{andreas.lehrmann,

Bohyung Han[†]

[§]Disney Research

Leonid Sigal[§]

lsigal}@disneyresearch.com

Abstract

Visual dialog is a task of answering a series of inter-dependent questions given an input image, and often requires to resolve visual references among the questions. This problem is different from visual question answering (VQA), which relies on spatial attention (*a.k.a. visual grounding*) estimated from an image and question pair. We propose a novel attention mechanism that exploits visual attentions in the past to resolve the current reference in the visual dialog scenario. The proposed model is equipped with an associative attention memory storing a sequence of previous (attention, key) pairs. From this memory, the model retrieves previous attention, taking into account recency, that is most relevant for the current question, in order to resolve potentially ambiguous reference(s). The model then merges the retrieved attention with the tentative one to obtain the final attention for the current question; specifically, we use dynamic parameter prediction to combine the two attentions conditioned on the question. Through extensive experiments on a new synthetic visual dialog dataset, we show that our model significantly outperforms the state-of-the-art (by ≈ 16 % points) in the situation where the visual reference resolution plays an important role. Moreover, the proposed model presents superior performance (≈ 2 % points improvement) in the Visual Dialog dataset [1], despite having significantly fewer parameters than the baselines.

1 Introduction

In recent years, advances in the design and optimization of deep architectures have led to tremendous progress across many areas of computer vision (CV) and natural language processing (NLP). This progress, in turn, enabled a variety of multi-modal applications, spanning both domains, including image captioning [2–4], language grounding [5, 6], image generation from captions [7, 8], and visual question answering (VQA) on images [9–21] and videos [22–24].

The VQA task, in particular, has received broad attention because its formulation requires an universal understanding of image content. Most state-of-the-art methods [10, 13, 15] address this inherently complex problem through attention mechanism [3] that allows to visually ground linguistic expressions; they identify the region of visual interest referred to by the question and predict the answer based on the visual information in that region.

More recently, Visual Dialog [1] has been introduced as a generalization of the VQA task. Unlike VQA, where every question is asked independently, a visual dialog system needs to answer a *sequence* of questions about an input image. The sequential and inter-dependent property of questions in a dialog presents additional challenges. Consider the simple image and partial dialog in Figure 1. Some questions (*e.g.*, #1: ‘How many 9’s are there in the image?’) contain the full information needed to attend to the regions within the image and answer the question accurately. Other questions (*e.g.*, #6: ‘What is the number of the blue digit?’) are ambiguous on their own and require knowledge obtained from the prior questions (1, 2, 3, and 5 in particular) in order to resolve attention to the specific region



#	Question	Answer
1	How many 9's are there in the image?	four
2	How many brown digits are there among them?	one
3	What is the background color of the digit at the left of it?	white
4	What is the style of the digit?	flat
5	What is the color of the digit at the left of it?	blue
6	What is the number of the blue digit?	4
7	Are there other blue digits?	two

Figure 1: **Example from MNIST Dialog dataset:** consisting of an image (left) and a set of sequential questions with answers (right).

the expression ('the blue digit') is referring to. This process of *visual reference resolution*¹ is the key component required to localize attention accurately in the presence of ambiguous expressions and thus plays a crucial role in extending VQA approaches to the visual dialog task.

We perform visual reference resolution relying on a novel attention mechanism that employs an associative memory to obtain a visual reference for an ambiguous expression. The proposed model utilizes two types of intermediate attentions: tentative and retrieved ones. The *tentative attention* is calculated based solely on the current question (and the dialog history, optionally), and is capable of focusing on an appropriate region when the question is unambiguous. The *retrieved attention*, used for visual reference resolution, is the most relevant previous attention available in the associative memory. The final attention for the current question is obtained by combining the two attention maps conditioned on the question; similar to the neural module networks [12, 14], which dynamically combine discrete attention modules, based on a question, to produce the final attention. For this task our model adopts a dynamic parameter layer [9] that allows us to work with continuous space of dynamic parametrizations, as opposed to discrete set of parametrizations in [12, 14].

Contributions: We make the following contributions: (1) We introduce a novel attention process that, in addition to direct attention, resolves visual references by modeling the sequential dependency of current question on previous attentions through an associative attention memory; (2) We perform comprehensive analysis about the capacity of our model for visual reference resolution task using a synthetic visual dialog dataset and verify superior performance of our algorithm compared to all baseline models. (3) The proposed model is tested in a benchmark Visual Dialog (VisDial) [1] dataset and shows the state-of-the-art performance with significantly fewer parameters.

2 Related Work

Visual Dialog: Visual dialogs were recently proposed in [1] and [25], focusing on different aspects of a dialog. While the conversations in the former contain free-form questions about arbitrary objects, the dialogs in the latter aim at object discovery through a series of yes/no questions. Reinforcement learning (RL) techniques were studied upon those works in [26] and [27]. Das et al. [26] train two agents by playing image guessing games and show that they establish their own communication protocol and style of speech. In [27], RL is directly used to improve performance of agents in terms of task completion rate of goal-oriented dialogs. However, the importance of previous references has not yet been explored in the visual dialog task.

Attention for Visual Reference Resolution: While visual dialog is a recent task, VQA has been studied extensively and attention models have been known to be beneficial for answering independent questions [10–16]. However, none of those methods incorporate visual reference resolution since they are neither necessary nor possible in VQA, but they are essential in visual dialog. Beyond VQA, attention models are used to find visual groundings of linguistic expressions in a variety of other multi-modal tasks, such as image captioning [3, 4], VQA in videos [22], and visual attributes prediction [28]. Common to most of these works, an attention is obtained from a single embedding of all linguistic inputs. Instead, we propose a model that embeds each question in a dialog separately and calculates the current question's attention by resolving its sequential dependencies through an attention memory and a dynamic attention combination process. Related to [12] and [14], we calculate an attention

¹We coin the term by borrowing nomenclature, partially, from NLP, where coreference resolution attempts to solve corresponding problem in language; the *visual* in *visual reference resolution* implies that we want to both resolve and visually ground the reference used in the question.

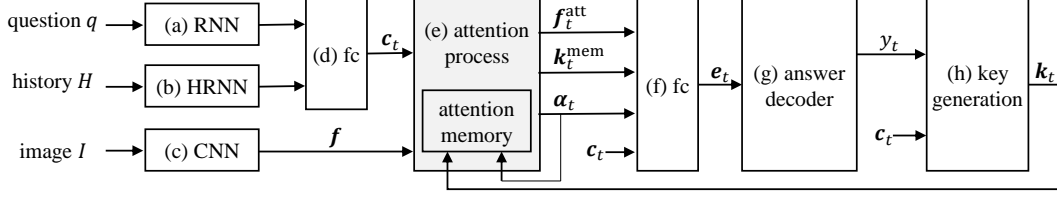


Figure 2: **Architecture of the proposed network:** Letters in parentheses are to label each module of network described in Section 3.4. Note that gray box represents module described in Section 3.

through a dynamic composition process taking advantage of a question’s semantic structure. However, the proposed method still differs in that our attention process is designed to deal with ambiguous expressions in dialog by dynamically analyzing the dependency of questions at each time step. In contrast, [12] and [14] obtain the attention for a question based on the compositional semantics of a single question that is completely given at the time of the network structure prediction.

Memory for Question Answering: Another line of closely related works is the use of a memory component to question answering models. Memory networks with end-to-end training are first introduced in [29], extending the original memory network [30]. The memories in these works are used to store some factoids in the given story and the supporting facts for answering questions are selectively retrieved through memory addressing. A memory network with an episodic memory proposed in [31] and is also applied to VQA by storing the features at different locations into the memory [32]. While these memories use the contents themselves for the addressing, [33] proposes associative memories that have a key-value pair at each entry and use the keys for addressing the value to be retrieved. Finally, the memory component is also utilized for visual dialog in [1] to actively select the previous question in the history. Memories in these previous memory networks store given factoids to retrieve a supporting fact. In contrast, our attention memory stores previous attentions, which represent grounded references for previous questions, to resolve the current reference based on the sequential dependency of the referring expressions. Moreover, we adopt an associative memory to use the semantics of QA pairs for addressing.

3 Visual Dialog Model with Attention Memory-based Reference Resolution

Visual dialog is the task of building an agent capable of answering a sequence of questions presented in a form of a dialog. Formally, we need to predict answer $y_t \in \mathcal{Y}$, where \mathcal{Y} is a set of discrete answers or a set of natural language phrases/sentences, at time t given input image I , current question q_t , and dialog history $H = \{h_\tau \mid h_\tau = (q_\tau, y_\tau), 0 \leq \tau < t\}$.

We utilize the encoder-decoder architecture recently introduced in [1], which is illustrated in Figure 2. Specifically, we represent a triplet (q, H, I) with e_t by applying three different encoders, based on Recurrent (RNN with long-short term memory units), hierarchical Recurrent (HRNN²) and Convolutional (CNN) Neural Networks, followed by attention and fusion units (Figure 2 (a)-(f)). Our model then decodes the answer y_t from the encoded representation e_t (Figure 2 (g)). Note that, to obtain the encoded representation e_t , CNN image feature map f computed from I undergoes a soft spatial attention process guided by the combination of q_t and H as follows:

$$c_t = \text{fc}(\text{RNN}(q_t), \text{HRNN}(H)) \quad (1)$$

$$f_t^{\text{att}} = [\alpha_t(c_t)]^\top \cdot f = \sum_{n=1}^N \alpha_{t,n}(c_t) \cdot f_n, \quad (2)$$

where fc (Figure 2 (d)) denotes a fully connected layer, $\alpha_n(c_t)$ is attention map conditioned on a fused encoding of q_t and H , n is the location index in feature map, and N is the size of the spatial grid of the feature map. This attention mechanism is the critical component that allows the decoder to focus on relevant regions of input image; it is also the main focus of this paper.

²The questions and the answers of a history are independently embedded using LSTM-RNNs and then fused by a fc layer with concatenation to form QA encodings. The fused QA embedding at each time step is finally fed to another LSTM-RNN and the final output is used for the history encoding.

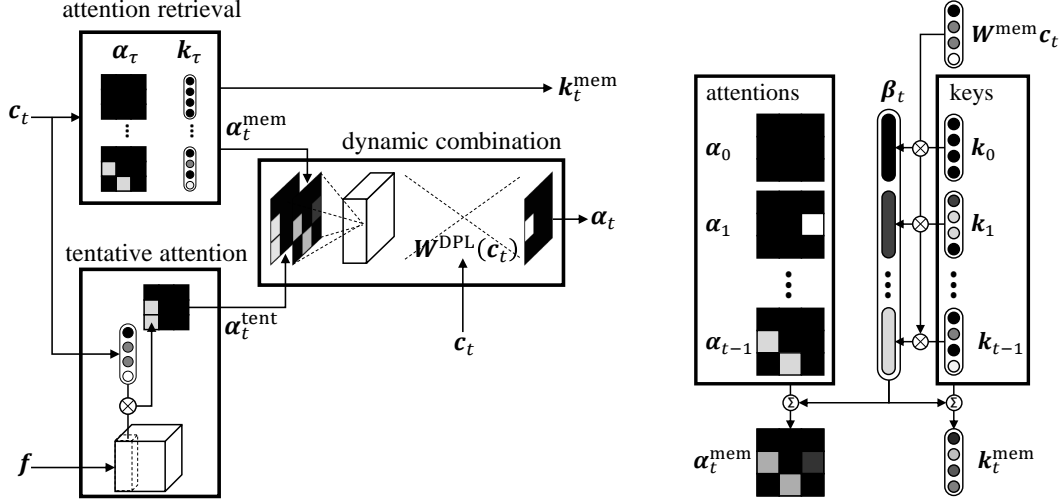


Figure 3: **Attention process for visual dialog task:** (left) The tentative and relevant attentions are first obtained independently and then dynamically combined depending on the question embedding. (right) thick blocks represent memory containing attentions and corresponding keys. Projection of question embedding is compared with keys through dot products represented by crossed circles to generate address vector β_t . Address vector is used as weights for final retrieval of memory entry $(\alpha_t^{mem}, k_t^{mem})$ by weighted averaging all memory entries represented as Σ within circle.

We make observation that, for certain questions, attention can be resolved directly from c_t . This is called *tentative attention* and denoted by α_t^{tent} . This works well for the questions like #1 in Figure 1, that is free from dialog referencing. For other questions like #6, resolving reference linguistically would be difficult (e.g., linguistic resolution may look like: ‘What number of the digit to the left to the left of the brown 9’). That said, #6 is straightforward to answer if the attention utilized to answer #5 is retrieved. This process of visual reference resolution gives rise to memory retrieved attention α_t^{mem} in our framework. The final attention $\alpha_t(c_t)$ is computed using dynamic parameter layer, where the parameters are conditioned on c_t . To summarize, an attention is composed of three steps in the proposed model: tentative attention, relevant attention retrieval, and dynamic attention fusion as illustrated in Figure 3 (left). We describe the details of each step below.

3.1 Tentative Attention

We calculate tentative attention by computing similarity, in the joint embedding space, of the encoding of the question and history, c_t , and each feature vector, f_n , in the image feature grid f :

$$s_{t,n} = (\mathbf{W}_c^{tent} c_t)^\top (\mathbf{W}_f^{tent} f_n) \quad (3)$$

$$\alpha_t^{tent} = \text{softmax}(\{s_{t,n}, 1 < n < N\}), \quad (4)$$

where \mathbf{W}_c^{tent} and \mathbf{W}_f^{tent} are projection matrices, for the question and history encoding and the image feature vector respectively, and $s_{t,n}$ is an attention score for a feature at the spatial location n .

3.2 Relevant Attention Retrieval from Attention Memory

As a reminder, in addition to the tentative attention, our model obtains the most relevant previous attention using an attention memory for visual reference resolution.

Associative Attention Memory. The proposed model is equipped with an associative memory, called an attention memory, to store previous attentions. The attention memory $M_t = \{(\alpha_0, k_0), (\alpha_1, k_1), \dots, (\alpha_{t-1}, k_{t-1})\}$ stores all the previous attention maps α_τ with their corresponding keys k_τ for associative addressing. Note that α_0 is NULL attention and is set to all zeros. The NULL attention can be used when no previous attention reference is required for the current reference resolution.

The most relevant previous attention is retrieved based on the key comparison as illustrated in Figure 3 (right). Formally, the proposed model addresses the memory given the embedding of the current question and history c_t using

$$m_{t,\tau} = (\mathbf{W}^{\text{mem}} c_t)^\top \mathbf{k}_\tau \quad \text{and} \quad \beta_t = \text{softmax}(\{m_{t,\tau}, 0 < \tau < t-1\}) \quad (5)$$

where \mathbf{W}^{mem} projects the question and history encoding into the semantic space of the memory keys. The relevant attention α_t^{mem} and key $\mathbf{k}_t^{\text{mem}}$ are then retrieved from the attention memory using the computed addressing vector β_t by

$$\alpha_t^{\text{mem}} = \sum_{\tau=0}^{t-1} \beta_{t,\tau} \alpha_\tau \quad \text{and} \quad \mathbf{k}_t^{\text{mem}} = \sum_{\tau=0}^{t-1} \beta_{t,\tau} \mathbf{k}_\tau. \quad (6)$$

This relevant attention retrieval allows the proposed model to resolve the visual reference by indirectly resolving coreferences [34–36] through the memory addressing process.

Incorporating Sequential Dialog Structure While the associative addressing is effective in retrieving the most relative attention based on the question semantics, we can improve the performance by incorporating sequential structure of the questions in a dialog. Considering that more recent attentions are more likely to be referred again, we add an extra term to Eq. (5) that allows preference for sequential addressing, *i.e.*, $m'_{t,\tau} = (\mathbf{W}^{\text{mem}} c_t)^\top \mathbf{k}_\tau + \theta(t - \tau)$ where θ is a learnable parameter weighting the relative time distance from the current time step $(t - \tau)$.

3.3 Dynamic Attention Combination

After obtaining both attentions, the proposed model combines them. The two attention maps α_t^{tent} and α_t^{mem} are first stacked and fed to a convolution layer to locally combine the attentions. After generating the locally combined attention features, it is flattened and fed to a fully connected (fc) layer with softmax generating the final attention map. However, a fc layer with fixed weights would always result in the same type of combination although the merging process should, as we argued previously, depend on the question. Therefore, we adopt the dynamic parameter layer introduced in [9] to dynamically change the weights of the fc layer conditioned on the question at test time. Formally, the final attention map $\alpha_t(c_t)$ for time t is obtained by

$$\alpha_t(c_t) = \text{softmax}(\mathbf{W}^{\text{DPL}}(c_t) \cdot \gamma(\alpha_t^{\text{tent}}, \alpha_t^{\text{mem}})) \quad (7)$$

where $\mathbf{W}^{\text{DPL}}(c_t)$ are the dynamically determined weights and $\gamma(\alpha_t^{\text{tent}}, \alpha_t^{\text{mem}})$ is the flattened output of the convolution obtained from the stacked attention maps. Note that we use the hashing technique for the dynamic parameters to manage the number of the parameters as in [9].

3.4 Additional Components and Implementation

In addition to the attended image feature, we find other information useful for answering the question. Therefore, for the final encoding e_t at time step t , we fuse the attended image feature embedding $\mathbf{f}_t^{\text{att}}$ with the context embedding c_t , the attention map α_t and the retrieved key $\mathbf{k}_t^{\text{mem}}$ from the memory by a fc layer after concatenation (Figure 2f).

Finally, while we described the associative memory in Section 3, we did not specify the memory key generation procedure. In particular, after answering the current question, we append the computed attention map to the memory. When storing the current attention into memory, the proposed model generates a key \mathbf{k}_t by fusing the context embedding c_t with the current answer embedding \mathbf{a}_t through a fc layer (Figure 2h). Note that an answer embedding \mathbf{a}_t is obtained using LSTM-RNN.

Learning: Since all the modules of the proposed network are fully differentiable, the entire network can be trained end-to-end by the standard gradient based learning algorithms.

4 Experiments

We conduct two sets of experiments to verify the proposed model. To highlight the model’s ability to resolve visual references, we first create and experiment with a synthetic dataset that is explicitly designed to contain ambiguous expressions and strong inter-dependency among questions in the visual dialog. We then show that the model also works well in a real VisDial [1] benchmark dataset.

Basemodel	+H	+SEQ	Accuracy
I	–	–	20.18
Q	–	–	36.58
	✓	–	37.58
LF [1]	✓	–	45.06
HRE [1]	✓	–	49.10
MN [1]	✓	–	48.51
ATT	–	–	62.62
	✓	–	79.72
AMEM	–	–	87.53
	✓	–	89.20
	–	✓	90.05
	✓	✓	96.39

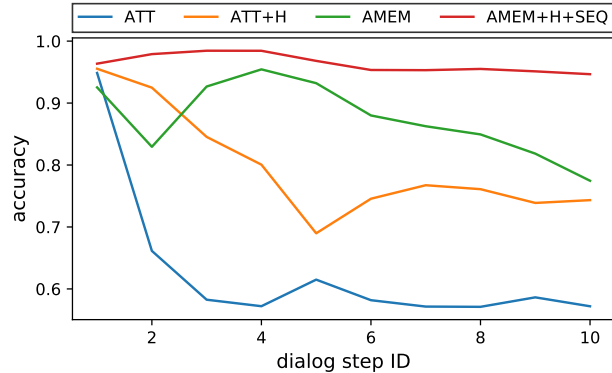


Figure 4: **Results on MNIST Dialog:** answer prediction accuracy [%] of all models for all questions (left) and accuracy curves of four models at different dialog steps (right). +H and +SEQ represent the use of history embeddings in models and addressing with sequential preference, respectively.

4.1 MNIST Dialog Dataset

Experimental setting: We create a synthetic dataset, called MNIST Dialog, which is designed for the analysis of models in the task of visual reference resolution of ambiguous expressions. Each image in MNIST Dialog contains a 4×4 grid of MNIST digits and each MNIST digit in the grid has four randomly sampled attributes, *i.e.*, color = {red, blue, green, purple, brown}, bgcolor = {cyan, yellow, white, silver, salmon}, number = $\{x | 0 \leq x \leq 9\}$ and style = {flat, stroke}, as illustrated in Figure 1. Given the generated image from MNIST Dialog, we automatically generate questions and answers about a subset of the digits in the grid that focus on visual reference resolution. There are two types of questions: (i) counting questions and (ii) attribute questions that refer to a single target digit. During question generation, the target subset for a question is selected based on one of the previous target subsets referred to by ambiguous expressions, as shown in Figure 1. For ease of evaluation, we generate a single word answer rather than a sentence for each question and there are a total of 38 possible answers ($\frac{1}{38}$ chance performance). We generated 30K / 10K / 10K images for training / validation / testing, respectively, and three ten-question dialogs for each image.

The dimensionality of the word embedding and the dimension of the hidden state in the LSTMs are set to 32 and 64, respectively. All LSTMs are single-layered. Since answers are single words, the answer embedding RNN is replaced with a word embedding layer in both the history embedding module and the memory key generation module. The image feature extraction module is formed by stacking four 3×3 convolution layers with a subsequent 2×2 pooling layer. The first two convolution layers have 32, while the last two have 64 feature channels. Finally, we use 512 weight candidates to hash the dynamic parameters of the attention combination process. The entire network is trained end-to-end by minimizing the cross entropy of the predicted answer distribution at every step of dialogs.

We compare our model (AMEM) with three different groups of baselines: The simple baselines show the results of using statistical priors, where answers are obtained using image (I) or question (Q) only. We also implement the late fusion model (LF), the hierarchical recurrent encoder with attention (HREA) and the memory network encoder (MN) introduced in [1]. Additionally, an attention-based model (ATT), which directly uses tentative attention, without memory access, is implemented as a strong baseline. For some models, two variants are implemented: one using history embeddings and the other not. These variations give us insights on the effect of using history contexts and are distinguished by +H. Finally, two versions of the proposed model are implemented with and without the sequential preference in memory addressing (see above), which is indicated by +SEQ.

Results: Figure 4 shows the results on MNIST Dialog. The answer prediction accuracy over all questions of dialogs is presented in the left table. It is noticeable that the models using attention mechanisms (AMEM and ATT) significantly outperform the previous baseline models (LF, HRE and MN) introduced in [1], while these baselines still perform better than the simple baseline models. This signifies the importance of attention in answering questions, consistent with previous works [10–14]. Extending ATT to incorporate history embeddings, when calculating attention maps, increases the accuracy by about 17%, resulting in a strong baseline model.

History: Are there any 9's in the image ? three
How many digits in a yellow background are there among them ? one
What is the color of the digit ? red
What is the color of the digit at the right of it ? blue
What is the style of the blue digit ? flat

Current QA: What is the color of the digit at the right of it ? violet




Figure 5: **Qualitative analysis on MNIST Dialog:** Given input image and question with its history, memory retrieved and final attentions are presented in second and third columns. Proposed network correctly attends to target reference by shifting the retrieved attention to the right and ultimately predicts correct answer. Fourth column shows retrieved attention that is manually modified. Fifth column shows final attention obtained with respect to modified retrieved attention. Experiment shows consistency of transformation between attentions and semantic interpretability of our model.

However, the simplest version of the proposed model, which does not use the history embeddings or the addressing with the sequential preference, already outperforms the strong baseline with a large margin. Note that this model still has indirect access to history through the attention memory; although it does not have direct access to encoding of past question/answer pairs when computing attention. This signifies that the use of the attention memory is more helpful in resolving the current reference (and computing attention), as compared to a method that uses more traditional tentative attention informed by the history encoding. Moreover, the proposed model with history embeddings further increases the accuracy by 1.7%. The proposed model reaches >96% accuracy when the sequential structure of dialogs is taken into account by the sequential preference in memory addressing.

We also present the accuracies of the answers at each dialog step for four models that use attentions in Figure 4 (right). Notably, the accuracy of ATT degrades very fast as a dialog progresses and reference resolution is needed. Adding history embeddings to the tentative attention calculation reduces the degradation somewhat. The use of the attention memory gives a very significant improvement, particularly at later steps in the dialog when complex reference resolution is needed.

We illustrate qualitative results in Figure 5. Based on the history of attentions stored in the attention memory, the proposed model can retrieve the previous reference as presented in the second column. The final attention for the current question is then calculated by manipulating the retrieved attention based on the current question. For example, the referring expression of the question in Figure 5 refers the right digit of the previously referred digit and the model finds the correct target reference (column 3) as the correct previous reference (column 2) is given by the retrieved attention.

Further, to illustrate consistency of attention manipulation, we manually modify the retrieved attention to attend to different regions (column 4) and see the final attention calculated from the manually modified retrieved attention (column 5). It is clear that the attention manipulation consistently shifts attention to the right of the reference and responds to the question accordingly. This shows a level of semantic interpretability for our model. See more qualitative results in Section A. of Suppl. Material.

4.2 Visual Dialog (VisDial) Dataset

Experimental setting: In the VisDial [1] dataset³, the dialogs are collected with respect to MS-COCO [37] images and their captions. Each dialog is composed of an image, a caption and a sequence of ten QA pairs. Unlike in MNIST Dialog, answers to questions in VisDial are in free form text. Since each dialog always starts with an initial caption annotated in MS-COCO, the history for a question always starts with the caption as the first element. The dataset provides 100 answer candidates for each question and models are evaluated based on the rank of the GT answer. Note that this dataset is

³We use recently released VisDial v0.9 with the benchmark splits [1].

Table 1: **Experimental results on VisDial:** showing number of parameters, mean reciprocal rank (MRR), recall@k and mean rank (MR). +H and ATT indicate use of history embeddings in prediction and attention mechanism, respectively.

Model	+H	ATT	# of params	MRR	R@1	R@5	R@10	MR
Answer prior [1]	–	–	n/a	0.3735	23.55	48.52	53.23	26.50
LF-Q [1]	–	–	8.3 M (3.6x)	0.5508	41.24	70.45	79.83	7.08
LF-QH [1]	✓	–	12.4 M (5.4x)	0.5578	41.75	71.45	80.94	6.74
LF-QI [1]	–	–	10.4 M (4.6x)	0.5759	43.33	74.27	83.68	5.87
LF-QIH [1]	✓	–	14.5 M (6.3x)	0.5807	43.82	74.68	84.07	5.78
HRE-QH [1]	✓	–	15.0 M (6.5x)	0.5695	42.70	73.25	82.97	6.11
HRE-QIH [1]	✓	–	16.8 M (7.3x)	0.5846	44.67	74.50	84.22	5.72
HREA-QIH [1]	✓	–	16.8 M (7.3x)	0.5868	44.82	74.81	84.36	5.66
MN-QH [1]	✓	–	12.4 M (5.4x)	0.5849	44.03	75.26	84.49	5.68
MN-QIH [1]	✓	–	14.7 M (6.4x)	0.5965	45.55	76.22	85.37	5.46
SAN-QI [10]	–	✓	n/a	0.5764	43.44	74.26	83.72	5.88
HieCoAtt-QI [15]	–	✓	n/a	0.5788	43.51	74.49	83.96	5.84
AMEM-QIH (proposed)	✓	✓	2.3 M (1.0x)	0.6160	47.74	78.04	86.84	4.99

less focused on visual reference resolution and contains fewer ambiguous expressions compared to MNIST Dialog. We estimate the portion of questions containing ambiguous expressions to be 94% and 52% in MNIST Dial and VisDial, respectively.⁴

While we compare our model with various encoders introduced in [1], we fix the decoder to a discriminative decoder that directly ranks the answer candidates through their embeddings. Our baselines include three visual dialog models, *i.e.*, late fusion model (LF), hierarchical recurrent encoder (HRE) and memory network encoder (MN), and two attention based VQA models (SAN and HieCoAtt) with the same decoder. The three visual dialog baselines are trained with different valid combinations of inputs (indicated by Q, I and H in the model names).

We build our full model that uses both the history embeddings and the sequential preference in addressing for the experiments on VisDial. VGG-16 [38] trained on ImageNet [39] is cut at conv5 and used to extract the image feature map. All word embedding layers share their weights as in [1]. Also, we use a single LSTM for embedding the questions, the answers and the captions in the history, while a separate LSTM is used for embedding the current question. Every LSTM embedding sentences is two-layered while history LSTM of HRNN is single-layered. We use 64 dimensions for the word embeddings and 128 dimensional hidden state for every LSTM. Note that the dimensionality of the word embeddings and LSTMs are significantly smaller than the baselines (300 and 512 respectively). We train the network using Adam [40] with the initial learning rate of 0.001 and weight decaying factor 0.0001 except that the CNN is fixed to the pretrained weights.

Results: We measure mean reciprocal rank (MRR), mean rank (MR) and recall@k of the models as shown in Table 1. Note that lower MRs are better while higher scores in other measures are better. The proposed model shows the state-of-the-art performance, outperforming the baselines in all measures. Significantly, our model uses much fewer parameters, with the best baseline model using 6.5 times more parameters overall. In VisDial, the attention based baselines with (near) state-of-the-art performances in VQA are not as good as the baseline models of [1], because they treat each question independently. The proposed model improves the performance on VisDial by facilitating the visual reference resolution process. Qualitative results can be found in Section B of Suppl. Material.

5 Conclusion

We proposed a new attention mechanism for resolving visual references in dialog questions, using attention memory. The model resolves visual references by indirectly resolving coreferences of expressions through the attention retrieval process. We also utilize the dynamic parameter prediction technique to dynamically combine the tentative and retrieved attentions based on the question. We tested on both synthetic and real datasets and illustrate improvements.

⁴We consider pronouns and definite noun phrases as ambiguous expressions and count them using a POS tagger in NLTK (<http://www.nltk.org/>).


References

- [1] Das, A., Kottur, S., Gupta, K., Singh, A., Yadav, D., Moura, J.M., Parikh, D., Batra, D.: Visual Dialog. In CVPR. (2017)
- [2] Vinyals, O., Toshev, A., Bengio, S., Erhan, D.: Show and tell: A neural image caption generator. In CVPR. (2015)
- [3] Xu, K., Ba, J., Kiros, R., Courville, A., Salakhutdinov, R., Zemel, R., Bengio, Y.: Show, attend and tell: Neural image caption generation with visual attention. In ICML. (2015)
- [4] Mun, J., Cho, M., Han, B.: Text-guided attention model for image captioning. AAAI (2016)
- [5] Huang, D.A., Lim, J.J., Fei-Fei, L., Niebles, J.C.: Unsupervised visual-linguistic reference resolution in instructional videos. In CVPR. (2017)
- [6] Rohrbach, A., Rohrbach, M., Hu, R., Darrell, T., Schiele, B.: Grounding of textual phrases in images by reconstruction. In ECCV. (2016)
- [7] Mansimov, E., Parisotto, E., Ba, J., Salakhutdinov, R.: Generating images from captions with attention. In ICLR. (2016)
- [8] Reed, S., Akata, Z., Yan, X., Logeswaran, L., Schiele, B., Lee, H.: Generative adversarial text to image synthesis. In ICML. (2016)
- [9] Noh, H., Seo, P.H., Han, B.: Image question answering using convolutional neural network with dynamic parameter prediction. In CVPR. (2016)
- [10] Yang, Z., He, X., Gao, J., Deng, L., Smola, A.: Stacked attention networks for image question answering. In CVPR. (2016)
- [11] Xu, H., Saenko, K.: Ask, attend and answer: Exploring question-guided spatial attention for visual question answering. In ECCV. (2016)
- [12] Andreas, J., Rohrbach, M., Darrell, T., Klein, D.: Deep compositional question answering with neural module networks. In CVPR. (2016)
- [13] Kim, J.H., On, K.W., Lim, W., Kim, J., Ha, J.W., Zhang, B.T.: Hadamard Product for Low-rank Bilinear Pooling. In ICLR. (2017)
- [14] Jacob Andreas, Marcus Rohrbach, T.D., Klein, D.: Neural module networks. In CVPR. (2016)
- [15] Lu, J., Yang, J., Batra, D., Parikh, D.: Hierarchical question-image co-attention for visual question answering. In NIPS. (2016)
- [16] Fukui, A., Park, D.H., Yang, D., Rohrbach, A., Darrell, T., Rohrbach, M.: Multimodal compact bilinear pooling for visual question answering and visual grounding. In EMNLP. (2016)
- [17] Noh, H., Han, B.: Training recurrent answering units with joint loss minimization for vqa. arXiv preprint arXiv:1606.03647 (2016)
- [18] Antol, S., Agrawal, A., Lu, J., Mitchell, M., Batra, D., Zitnick, C.L., Parikh, D.: VQA: Visual Question Answering. In ICCV. (2015)
- [19] Goyal, Y., Khot, T., Summers-Stay, D., Batra, D., Parikh, D.: Making the V in VQA matter: Elevating the role of image understanding in Visual Question Answering. In CVPR. (2017)
- [20] Zhang, P., Goyal, Y., Summers-Stay, D., Batra, D., Parikh, D.: Yin and Yang: Balancing and answering binary visual questions. In CVPR. (2016)
- [21] Malinowski, M., Rohrbach, M., Fritz, M.: Ask your neurons: A neural-based approach to answering questions about images. In ICCV. (2015)
- [22] Mun, J., Seo, P.H., Jung, I., Han, B.: MarioQA: Answering questions by watching gameplay videos. arXiv preprint arXiv:1612.01669 (2016)
- [23] Zhu, L., Xu, Z., Yang, Y., Hauptmann, A.G.: Uncovering temporal context for video question and answering. arXiv preprint arXiv:1511.04670 (2015)
- [24] Tapaswi, M., Zhu, Y., Stiefelhofen, R., Torralba, A., Urtasun, R., Fidler, S.: Movieqa: Understanding stories in movies through question-answering. In CVPR. (2016)
- [25] de Vries, H., Strub, F., Chandar, S., Pietquin, O., Larochelle, H., Courville, A.: Guesswhat?! visual object discovery through multi-modal dialogue. In CVPR. (2017)

- [26] Das, A., Kottur, S., Moura, J.M., Lee, S., Batra, D.: Learning cooperative visual dialog agents with deep reinforcement learning. *arXiv preprint arXiv:1703.06585* (2017)
- [27] Strub, F., de Vries, H., Mary, J., Piot, B., Courville, A., Pietquin, O.: End-to-end optimization of goal-driven and visually grounded dialogue systems. *arXiv preprint arXiv:1703.05423* (2017)
- [28] Seo, P.H., Lin, Z., Cohen, S., Shen, X., Han, B.: Progressive attention networks for visual attribute prediction. *arXiv preprint arXiv:1606.02393* (2016)
- [29] Sukhbaatar, S., Weston, J., Fergus, R., et al.: End-to-end memory networks. In *NIPS*. (2015)
- [30] Weston, J., Chopra, S., Bordes, A.: Memory networks. In *ICLR*. (2015)
- [31] Kumar, A., Irsoy, O., Ondruska, P., Iyyer, M., Bradbury, J., Gulrajani, I., Zhong, V., Paulus, R., Socher, R.: Ask me anything: Dynamic memory networks for natural language processing. In *ICML*. (2016)
- [32] Xiong, C., Merity, S., Socher, R.: Dynamic memory networks for visual and textual question answering. In *ICML*. (2016)
- [33] Miller, A., Fisch, A., Dodge, J., Karimi, A.H., Bordes, A., Weston, J.: Key-value memory networks for directly reading documents. In *EMNLP*. (2016)
- [34] Clark, K., Manning, C.D.: Deep reinforcement learning for mention-ranking coreference models. In *EMNLP*. (2016)
- [35] Clark, K., Manning, C.D.: Improving coreference resolution by learning entity-level distributed representations. In *ACL*. (2016)
- [36] Clark, K., Manning, C.D.: Entity-centric coreference resolution with model stacking. In *ACL*. (2015)
- [37] Lin, T.Y., Maire, M., Belongie, S., Hays, J., Perona, P., Ramanan, D., Dollár, P., Zitnick, C.L.: Microsoft coco: Common objects in context. In *ECCV*. (2014)
- [38] Simonyan, K., Zisserman, A.: Very deep convolutional networks for large-scale image recognition. *ICLR* (2015)
- [39] Deng, J., Dong, W., Socher, R., Li, L.J., Li, K., Fei-Fei, L.: Imagenet: A large-scale hierarchical image database. In *CVPR*. (2009)
- [40] Kingma, D., Ba, J.: Adam: A method for stochastic optimization. *arXiv preprint arXiv:1412.6980* (2014)

Appendices

A More Qualitative Results on MNIST Dialog

Input image	#	Questions	Answers
	1	How many digits in a yellow background are there ?	two
	2	How many digits with a stroke are there among them ?	two
	3	How many 5's are there among them ?	one
	4	What is the color of it ?	violet
	5	What is the style of the digit at the left of it ?	flat
	6	What is the number of the digit ?	1
	7	What is the background color of the digit ?	white
	8	What is the number of the digit at the left of it ?	1













Retrieved attention from network	Final attention	Manually modified retrieved attention	Final attention	Current question
				Q6
Predicted answer: 1		Predicted answer: 2		
				Q7
Predicted answer: white		Predicted answer: yellow		
				Q8
Predicted answer: 1		Predicted answer: 0		

Figure 6: Qualitative results of proposed model. Given input image and dialog at top row, retrieved attention (column 1), final attention (column 2) and predicted answers are presented for last three questions. Retrieved attentions focus on reference of ambiguous expressions and final attentions focus on region of target object based on relationship in question. Additionally, we manually modify retrieved attention by assigning high probability to randomly chosen single location (column 3) and show final attention obtained with modified retrieved attention (column 4). With modified retrieved attentions, final attentions also change accordingly. Note that misaligned retrieved attentions are corrected in final attention as depicted in Q8.

B Qualitative Results on Visual Dialog (VisDial)






Input image	
	
Caption: <i>Cat sitting in small bowl on wood flooring indoors</i>	
QA pair, predicted answer and rank of GT answer	Attended image
Q1: <i>What color is the bowl ?</i> GT answer: <i>White</i> Predicted answer: <i>White</i> Rank of GT: <i>1</i>	
Q2: <i>Do you see any people?</i> GT answer: <i>No</i> Predicted answer: <i>No, just the cat</i> Rank of GT: <i>2</i>	
Q3: <i>What color is the cat ?</i> GT answer: <i>Grey, white, and black</i> Predicted answer: <i>Grey, black and white</i> Rank of GT: <i>6</i>	
Q4: <i>Is the cat wearing any collar?</i> GT answer: <i>No</i> Predicted answer: <i>No</i> Rank of GT: <i>1</i>	

Figure 8: Qualitative results of dialog in VisDial. Given the image and the caption at the top, a sequence of questions are presented in each row with the attention from the proposed model, the GT answer, the predicted answer of the model and the rank of the GT answer. The attention map is concentrated on the reference of question while it is distributed over the entire image when the reference of the question is not present in the image as in Q2 and Q4.

Input image



Caption:

A hot dog covered in mustard and cheese sits next to French fries

QA pair, predicted answer and rank of GT answer

Attended image

Q1: *Are hot dogs in bun ?*

GT answer: *Yes, there's only one though*

Predicted answer: *Yes*

Rank of GT: 9



Q2: *Are they on plate ?*

GT answer: *No, it's in cardboard container*

Predicted answer: *No, it's in cardboard container*

Rank of GT: 1



Q3: *Are they stake fries ?*

GT answer: *No, they are shoestring fries*

Predicted answer: *No, they are shoestring fries*

Rank of GT: 1



Q4: *Are they on table ?*

GT answer: *They seem to be*

Predicted answer: *Yes*

Rank of GT: 17




Figure 9: Qualitative results of another dialog in VisDial.









Dialog Information	Input image	Attended image
<p>Caption: <i>A large bear standing upright with mountains in the background</i></p> <p>Previous QA: <i>Is this the only bear here ? / yes</i></p> <p>Current question: <i>What color is it's fur ?</i></p> <p>GT answer: <i>Brown</i></p> <p>Predicted answer: <i>Brown</i></p> <p>Rank of GT: <i>1</i></p>		
<p>Caption: <i>A train that is on a large rail way</i></p> <p>Previous QA: <i>Is the train moving ? / No it is stopped</i></p> <p>Current question: <i>What color is the train ?</i></p> <p>GT answer: <i>It is white and red with some blue on it</i></p> <p>Predicted answer: <i>It is white and red with some blue on it</i></p> <p>Rank of GT: <i>1</i></p>		
<p>Caption: <i>An airplane parked in the middle of a runway</i></p> <p>Previous QA: <i>Can you see the airport ? / No</i></p> <p>Current question: <i>Is it a sunny day ?</i></p> <p>GT answer: <i>Yes</i></p> <p>Predicted answer: <i>Yes</i></p> <p>Rank of GT: <i>1</i></p>		
<p>Caption: <i>A zebra standing next to a wire beside a chain link fence</i></p> <p>Previous QA: <i>Is the zebra in a zoo ? / Maybe, can't tell</i></p> <p>Current question: <i>Is the zebra young or old ?</i></p> <p>GT answer: <i>Grown I think</i></p> <p>Predicted answer: <i>Young</i></p> <p>Rank of GT: <i>5</i></p>		

Figure 10: More qualitative results of questions in different dialogs.