

# Planar Graph Perfect Matching is in NC

Nima Anari<sup>1</sup> and Vijay V. Vazirani<sup>2</sup>

<sup>1</sup>Simons Institute for the Theory of Computing,\* anari@berkeley.edu

<sup>2</sup>University of California, Irvine,<sup>†</sup> vazirani@ics.uci.edu

## Abstract

Is perfect matching in NC? That is, is there a deterministic fast parallel algorithm for it? This has been an outstanding open question in theoretical computer science for over three decades, ever since the discovery of RNC matching algorithms. Within this question, the case of planar graphs has remained an enigma: On the one hand, counting the number of perfect matchings is far harder than finding one (the former is #P-complete and the latter is in P), and on the other, for planar graphs, counting has long been known to be in NC whereas finding one has resisted a solution.

In this paper, we give an NC algorithm for finding a perfect matching in a planar graph. Our algorithm uses the above-stated fact about counting matchings in a crucial way. Several new ideas are needed, such as finding a point in the interior of the minimum weight face of the perfect matching polytope and finding a balanced tight odd set in NC.

## 1 Introduction

Is perfect matching in NC? That is, is there a deterministic parallel algorithm that computes a perfect matching in a graph in polylogarithmic time using polynomially many processors? This has been an outstanding open question in theoretical computer science for over three decades, ever since the discovery of RNC matching algorithms [KUW86; MVV87]. Within this question, the case of planar graphs has remained an enigma: For general graphs, counting the number of perfect matchings is far harder than finding one: the former is #P-complete [Val79] and the latter is in P [Edm65b]. However, for planar graphs, a polynomial time algorithm for counting perfect matchings was found by Kasteleyn, a physicist, in 1967 [Kas], and an NC algorithm follows easily<sup>1</sup>, given an NC algorithm for computing the determinant of a matrix, which was obtained by [Csa76] in 1976. On the other hand, an NC algorithm for finding a perfect matching in a planar graph has resisted a solution. In this paper, we provide such an algorithm.

---

\*Part of this work was done while the first author was visiting the Simons Institute for the Theory of Computing. It was partially supported by the DIMACS/Simons Collaboration on Bridging Continuous and Discrete Optimization through NSF grant CCF-1740425.

<sup>†</sup>On leave from Georgia Tech. Supported in part by NSF Grant CCF-1216019.

<sup>1</sup>For a formal proof, in a slightly more general context, see [Vaz89].

An RNC algorithm for the decision problem, of determining if a graph has a perfect matching, was obtained by Lovasz [Lov79], using the Tutte matrix of the graph. The first RNC algorithm for the search problem of actually finding a perfect matching was obtained by Karp, Upfal, and Wigderson [KUW86]. This was followed by a somewhat simpler algorithm due to Mulmuley, Vazirani, and Vazirani [MVV87]. It is well known that matching has played a central role in the development of the theory of algorithms: Its study, from various computational viewpoints, has led to powerful tools and quintessential paradigms for the entire theory. The parallel perspective has also led to such gains: The first RNC matching algorithm led to a fundamental understanding of the computational relationship between search and decision problems [KUW85] and the second algorithm yielded the Isolation Lemma [MVV87], which has found several applications in complexity theory and algorithms.

The first substantial progress on answering the opening question of this paper was made by Miller and Naor in 1989 [MN89]. They gave an NC algorithm for finding a perfect matching in bipartite planar graphs using a flow-based approach. In 2000, Mahajan and Varadarajan gave an elegant way of using the NC algorithm for counting perfect matchings to finding one, hence giving a different NC algorithm for bipartite planar graphs [MV00]. Our algorithm is inspired by their approach.

In the last few years, several researchers have obtained quasi-NC algorithms for matching and its generalizations; such algorithms run in polylogarithmic time though they require  $O(n^{\log^{O(1)} n})$  processors. These algorithms achieve a partial derandomization of the Isolation Lemma for the specific problem addressed. Several nice algorithmic ideas have been discovered in these works and our algorithm has benefited from some of these. First, Fenner, Gurjar, and Thierauf gave a quasi-NC algorithm for perfect matching in bipartite graphs [FGT16], followed by the algorithm of Svensson and Tarnawski for general graphs [ST17]. Algorithms were also found for the generalization of bipartite matching to the linear matroid intersection problem by Gurjar and Thierauf [GT16], and to a further generalization of finding a vertex of a polytope with totally unimodular constraints, by Gurjar, Thierauf, and Vishnoi [GTV17].

Our main theorem is the following.

**Theorem 1.** *There is an NC algorithm which given a planar graph, returns a perfect matching in it, if it has one.*

In section 9 we generalize theorem 1 to finding a minimum weight perfect matching if the edge weights are polynomially bounded and to finding a perfect matching in graphs of bounded genus; their common generalization easily follows.

## 2 Overview and Technical Ideas

We first give the idea behind the NC algorithm of Mahajan and Varadarajan for bipartite planar graphs. Using an oracle for counting the number of perfect matchings, they find a point  $x$  in the interior of the perfect matching polytope and they show how to move this point to lower dimensional faces of the polytope until a vertex is reached; this will be a perfect matching. In a matching covered bipartite planar graph, every face (in a planar embedding) is the symmetric difference of two perfect matchings and modifying  $x$  by increasing and decreasing alternate edges

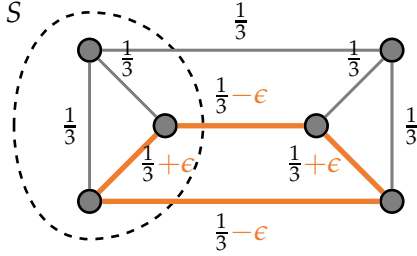


Figure 1: Even cycle blocked by an odd set constraint. Example due to [ST17; FGT16].

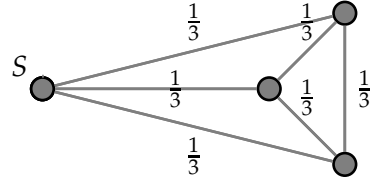


Figure 2: Resulting graph after shrinking the blocking tight odd set.

by the same (small) amount  $\epsilon$  moves the point inside the polytope; we will call this a *rotation* of the cycle. Keep increasing  $\epsilon$ , starting from 0, until some edge  $e$  on this cycle attains  $x_e = 0$  or  $x_e = 1$ ; in the former case,  $e$  is dropped and in the latter, it is matched off. When this happens,  $\epsilon$  cannot be increased anymore and we will say that the cycle is *blocked*. If so, the point  $x$  moves to a lower (by at least one) dimension face. To make substantial progress, they observe that for any set of edge-disjoint faces, this process can be executed independently (by different amounts) in parallel on cycles corresponding to each of the faces, thereby reaching a face of the polytope of correspondingly lower dimension. Finally, they show how to find  $\Omega(n)$  edge-disjoint faces in NC, thereby terminating in  $O(\log n)$  such iterations.

The fundamental difference between the perfect matching polytopes of bipartite and non-bipartite graphs is the additional constraint in the latter saying that each odd subset,  $S$ , of vertices must have a total of at least one edge in the cut  $\delta(S)$  (see LP (1) in section 3.2). This constraint introduces a second way in which a cycle  $C$  can be blocked, namely some odd set  $S$ , whose cut intersects  $C$ , may go tight (section 3.3) and the  $\epsilon$  introduced for this cycle cannot be increased any more (without moving the point outside the polytope and making it infeasible). If so the cycle will not lose an edge. However, notice that since one of the odd set constraints has gone tight, we are already at a face of one lower dimension! In this case, we will say that *cycle  $C$  is blocked by odd set  $S$* . For an example, see fig. 1 in which the point inside the polytope is the all  $1/3$  vector and red cycle is blocked by odd set  $S$ . Observe that the rotation chosen on the red cycle leads to infeasibility on cut  $S$ .

How do we capitalize on this progress though? The obvious idea (which happens to need substantially many additional ideas to get to an NC algorithm) is to shrink  $S$ , find a perfect matching in the shrunk graph, expand  $S$ , remove from it the vertex that is matched to a vertex in  $V - S$ , and find a perfect matching on the remaining vertices of  $S$ . For an example of the shrunk graph, see fig. 2. It is easy to see that at least one edge of  $C$  must have both endpoints in  $S$ , and therefore the shrunk graph is smaller than the original graph.

As stated above, a number of new ideas are needed to make this rough outline yield an NC algorithm. First, a small hurdle: If  $G$  is non-bipartite planar, the procedure of Mahajan and Varadraján will find  $\Omega(n)$  edge-disjoint faces; however, not all of these faces may be even. In fact, there are matching covered planar graphs having only one even face. To get around this, we define the notion of an *even walk*: it consists of two odd faces with a path connecting them; for convenience, we will call an even cycle an even walk as well (section 3.3). We give an NC algorithm for finding

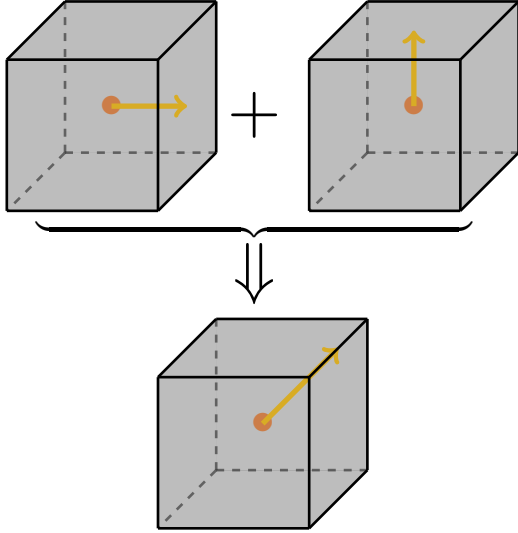


Figure 3: Parallel moves in the bipartite matching polytope.

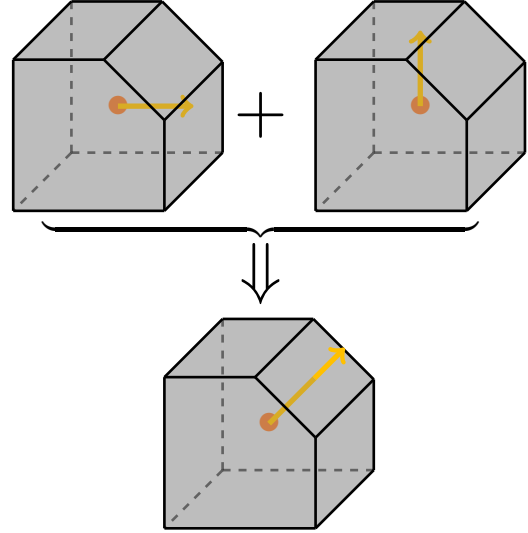


Figure 4: Parallel moves in the non-bipartite matching polytope.

$\Omega(n)$  edge-disjoint even walks in  $G$  (section 6). Furthermore, it is easy to see that rotating an even walk also moves point  $x$  inside the perfect matching polytope (this is essentially done in lemma 1). Once again, the walk is blocked either if it loses an edge or if an odd cut intersecting it goes tight. In either case, the point moves to a face of lower dimension.

Next, a big hurdle: As in the bipartite case, to make substantial progress, we need to move the point  $x$  to a face of the polytope where each of the  $\Omega(n)$  even walks is blocked (in the non-bipartite case, this will happen for two reasons: either because the cycle loses an edge or it crosses a tight odd cut). Recall that in the bipartite case, we could modify all of the edge-disjoint even cycles independently in parallel and the resulting point still remains in the matching polytope. However, in the non-bipartite case, executing these moves in parallel may result in an infeasible point, i.e., it lies outside the polytope. These two cases are illustrated in fig. 3 and fig. 4, respectively. The reason for the latter is that whereas rotations on two different walks may be individually feasible, executing them both may make an odd set constraint go under-tight. This is illustrated in fig. 5 in which the two walks can individually be rotated by  $\epsilon_1$  and  $\epsilon_2$ , respectively, without violating feasibility, but executing them both simultaneously makes odd set  $S$  go under-tight.

The following idea, which is central to our work, helps us get around this hurdle: We observe that it suffices to find an edge-weight function  $w$  so that one of the half-spaces defined by it contains  $w$  and the other contains the direction of motion of each of the even walks. Then, the minimizer of  $w$  in the polytope will lie in a face at which each of the walks is blocked either because it has lost an edge or it intersects a tight odd cut. This idea is illustrated in fig. 6. The two yellow arrows indicate independent moves on two edge-disjoint walks which lead to two different faces of the polytope. Executing them both simultaneously would take the point outside the polytope, as was illustrated in fig. 4. However, the minimizer of  $\langle w, x \rangle$  lies on a face of the polytope at which both the walks are blocked. The edge-weight function  $w$  is obtained as

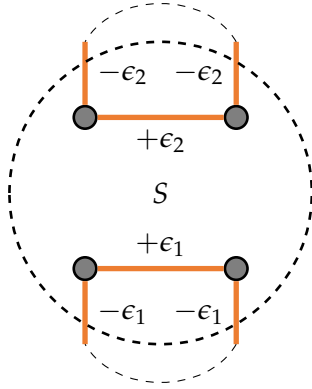


Figure 5: Odd set constraint violated when even walks are rotated independently.

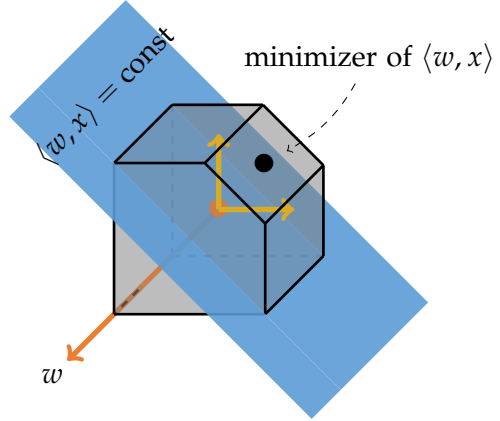


Figure 6: Minimizer of appropriate linear function  $x \mapsto \langle w, x \rangle$  blocks even walks.

follows: The traversal of an even walk gives an ordered list of edges, possibly with repetition, of even length. W.r.t. an edge-weight function  $w$ , define the *circulation* of an even walk to be the absolute value of the difference of sum of even and odd numbered edges on the traversal of this walk (section 3.3). We show that any edge-weight function  $w$  that makes the circulation of each of the even walks non-zero suffices in the following sense: Given such a function  $w$ , we can pick a direction of rotation for each of the even walks so that one of the half-spaces defined by  $w$  contains  $w$  and the other contains the direction of motion of each of the even walks (lemma 2). Moreover, such a function  $w$  is easy to construct: in each walk, pick the weight of any one edge to be 1 and the rest 0 (section 6).

Once weight function  $w$  is obtained, we need to find a point in the minimum weight face of the polytope. For this, it suffices to construct an NC oracle for computing  $\#G_w^e$ , the number of minimum weight matchings in  $G$  containing the edge  $e$ . This oracle is constructed by finding a Pfaffian orientation (section 3.1) for  $G$ , appropriately substituting for the variables in the Tutte matrix of  $G$  and computing the determinant of the resulting matrix (section 4).

To find the tight odd cuts corresponding to this minimum weight face of the polytope, we first show how to find a Gomory-Hu tree in a weighted planar graph in NC (section 5). For any one tight odd cut  $S$ , we can make it under-tight by rotating further the even walk it blocks so that  $S$  becomes slightly infeasible (lemma 2). We then invoke a result of Padberg and Rao [PR82] showing that the Gomory-Hu tree of the graph will contain one of the under-tight odd cuts. In this manner, the required set of tight odd cuts can be found in parallel.

However, these odd cuts cannot be shrunk simultaneously because they may be crossing cuts. We know there is a laminar family of tight odd cuts, but how do we find it in NC? We next give a divide-and-conquer-based procedure that finds the top level sets of one such laminar family; these top level sets can clearly be shrunk simultaneously (section 7). The procedure works as follows: We partition the family of tight odd cuts into two (almost) equal subfamilies, recursively “uncross” each subfamily to obtain its top level sets, and then merge them into one family of top level sets. Clearly the last step is the crux of the procedure. The key to it lies in observing that two families of top level sets have a simple intersection structure, which can be exploited

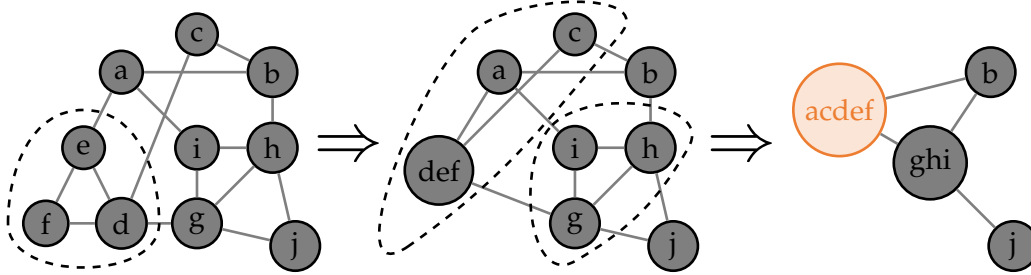


Figure 7: Shrinking repeatedly yields a balanced viable set.

appropriately.

The proposed algorithm has now evolved to the following: shrink all top level sets and recursively find a perfect matching in the shrunk graph, followed by recursively finding a perfect matching in each of the shrunk sets (after removing its matched vertex). This algorithm has polylog depth; however, it does not run in polylog time because of the following inherent sequentiality: matchings in the shrunk sets have to be found *after* finding a matching in the shrunk graph. The reason is that a matching in a shrunk set  $S$  can be found only after knowing the vertex in  $S$  that is matched outside  $S$ , and this will be known only after finding a matching in the shrunk graph. We next observe that if we could find a *balanced* tight odd cut, we would be done by a simple divide-and-conquer strategy: match any edge in the cut and find matchings in the two sides of the cut recursively, in parallel. The task of finding a balanced tight odd cut is not straightforward though. It involves iteratively shrinking the top level sets found, finding even walks and moving to the minimum weight face in the shrunk graph, etc. (section 8). This is illustrated in fig. 7. We show that  $O(\log n)$  such iterations suffice for finding a balanced tight odd cut.

### 3 Preliminaries

In this section, we will state several notions and algorithmic primitives we need for our NC algorithm for finding a perfect matching in a planar graph.

#### 3.1 The Tutte matrix and Pfaffian orientations

A key fact underlying our algorithm is that computing the number of perfect matchings in a planar graph lies in NC. Let  $G = (V, E)$  be an arbitrary graph (not necessarily planar). Let  $A$  be the symmetric adjacency matrix of  $G$ , i.e., corresponding to each edge  $(i, j) \in E$ ,  $A(i, j) = A(j, i) = 1$ , and the entries corresponding to non-edges are zero. Obtain matrix  $T$  from  $A$  by replacing for each edge  $(i, j) \in E$ , its two entries by  $x_{ij}$  and  $-x_{ij}$ , so the entries below the diagonal are positive; clearly,  $T$  is skew-symmetric.  $T$  is called the *Tutte matrix* for  $G$ . Its significance lies in that its determinant is non-zero as a polynomial iff  $G$  has a perfect matching. However,

computing this determinant is not easy: Simply writing it will require exponential space in general.

Next assume that  $G$  has a perfect matching. A simple cycle  $C$  in  $G$  is said to be *nice* if removal of its vertices leave a graph having a perfect matching. If so, clearly,  $C$  lies in the symmetric difference of two perfect matchings in  $G$ . Direct the edges of  $G$  to obtain  $\vec{G}$ . We will say that  $\vec{G}$  is a *Pfaffian orientation* for  $G$  if each nice cycle  $C$  has an odd number of edge oriented in each way of traversing  $C$ . Its significance lies in the following: Let  $(i, j) \in E$ , with  $i < j$ . If in the Pfaffian orientation, this edge is directed from  $i$  to  $j$ , then let  $x_{ij} = 1$ , otherwise let  $x_{ij} = -1$ . Then the determinant of the resulting matrix is the square of the number of perfect matchings in  $G$ .

Of course,  $G$  may not have a Pfaffian orientation. A key fact underlying our algorithm is that every planar graph has a Pfaffian orientation and moreover, such an orientation can be found in NC and the determinant can be computed in NC by Csanky's algorithm [Csa76]. Hence we can answer the decision question of whether  $G$  has a perfect matching in NC.

We will assume that  $G$  is connected and is matching covered, i.e., each edge of  $G$  is in some perfect matching. Note that since counting perfect matchings is in NC, we can remove edges that are not in any perfect matching.

### 3.2 The perfect matching polytope, its faces, and tight odd sets

The perfect matching polytope for  $G = (V, E)$  is defined in  $\mathbb{R}^E$  and is given by the following set of linear equalities and inequalities [Edm65a].

$$\begin{aligned} \langle \mathbb{1}_{\delta(v)}, x \rangle &= 1 \quad \forall v \in V, \\ \langle \mathbb{1}_{\delta(S)}, x \rangle &\geq 1 \quad \forall S \subset V, \text{ with } |S| \text{ odd}, \\ x_e &\geq 0 \quad \forall e \in E. \end{aligned} \tag{1}$$

We use the notation  $\mathbb{1}_F$  to denote the indicator vector of a subset of edges  $F \subseteq E$ . For a subset of vertices  $S$ , we let  $\delta(S)$  denote the edges that cross  $S$ , and by a slight abuse of notation we let  $\delta(v) = \delta(\{v\})$  denote the set of edges adjacent to vertex  $v$ .

The perfect matching polytope is the convex hull of indicator vectors of all perfect matchings in  $G$  and will be denoted by  $\text{IPM}(G)$ :

$$\text{IPM}(G) = \text{conv}\{\mathbb{1}_M \mid M \text{ is a perfect matching}\}.$$

For a given weight vector  $w \in \mathbb{R}^E$  on edges, we can obtain minimum weight fractional and integral perfect matchings by minimizing the linear function  $x \mapsto \langle w, x \rangle = \sum_e w_e x_e$  subject to the above-stated constraints. This set of fractional and integral perfect matchings form a face of  $\text{IPM}(G)$  and will be denoted by  $\text{IPM}(G, w)$ .

One of the key steps needed by our algorithm is finding a point in the interior of the face  $\text{IPM}(G, w)$  in NC. We show how to do this in section 4. This requires computing a Pfaffian orientation for  $G$  and then evaluating the Tutte matrix for appropriate substitutions of the variables.

In general, a face of  $\mathbb{PM}(G)$  is defined by setting a particular set of inequalities to equalities. Let  $\mathcal{S}$  be the family of odd sets whose inequalities are set to equality. These will be called *tight odd sets*. Two such tight odd sets  $S_1, S_2 \in \mathcal{S}$  are said to *cross* if they are not disjoint and neither is a subset of the other. If so, one can prove that either  $S_1 \cap S_2$  and  $S_1 \cup S_2$  are also tight odd sets or  $S_1 - S_2$  and  $S_2 - S_1$  are tight odd sets. In the former case one can remove the equality constraint for  $S_1$  and replace it by the equality constraints for  $S_1 \cap S_2$  and  $S_1 \cup S_2$ , and the face would not change. In the latter case  $S_1$  can be replaced by  $S_1 - S_2$  and  $S_2 - S_1$  and still the face remains invariant. In either case, the new sets do not cross. The family  $\mathcal{S}$  is said to be *laminar* if no pair of sets in it cross. Given a family of tight odd sets  $\mathcal{S}$ , one can successively uncross pairs to obtain a family of tight odd sets defining the same face of the polytope. This operation will result in a laminar family. However, for our purposes, we only need to work with the maximal sets in the laminar family. We define a similar notion of uncrossing for such top-level sets and show how they give us the space of equality constraints, by defining things appropriately.

### 3.3 An even walk, its circulation, its rotation, and blocking sets

For this paper, an *even walk* is either a simple even length cycle in  $G$  or the following structure: Let  $C_1$  and  $C_2$  be two odd length edge-disjoint cycles in  $G$  and let  $P$  be a path connecting vertex  $v_1$  of  $C_1$  to vertex  $v_2$  of  $C_2$ ; if  $v_1 = v_2$ ,  $P$  will be the empty path. Starting from  $v_1$ , traverse  $C_1$ , then  $P$  from  $v_1$  to  $v_2$ , then traverse  $C_2$ , followed by  $P$  from  $v_2$  to  $v_1$ . This will be a walk that traverses an even number of edges and will also be called an even walk. Note that all of our walks start and end at the same location. Next we define the alternating vector of an even walk. For this purpose, write  $W$  as a list of edges  $W = (e_1, \dots, e_k)$ , where  $k$  is even and if the walk contains a path, then the edges of the path will be repeated twice in this list. We define the alternating vector associated to  $W$  as the vector  $\chi_W$  given by

$$\chi_W = -\mathbb{1}_{e_1} + \mathbb{1}_{e_2} - \mathbb{1}_{e_3} + \dots + \mathbb{1}_{e_k} = \sum_i (-1)^i \mathbb{1}_{e_i}.$$

In terms of its components we have

$$(\chi_W)_e = \begin{cases} (-1)^i & \text{if } e = e_i \text{ and } e \text{ is not on the path in } W, \\ 2(-1)^i & \text{if } e = e_i \text{ and } e \text{ is on the path in } W, \\ 0 & \text{if } e \neq e_i \text{ for any } i. \end{cases}$$

Let  $w$  be a weight vector on edges of  $G$ . Then we define the circulation  $\text{circ}_w(W)$ , or simply  $\text{circ}(W)$  if  $w$  is clear from context, as

$$\text{circ}(W) = \langle w, \chi_W \rangle = -w_{e_1} + w_{e_2} - w_{e_3} + \dots + w_{e_k}.$$

We next define the notion of *rotation of an even walk*. For a given reference point  $x \in \mathbb{R}^E$  an  $\epsilon$ -rotation by  $W$  is simply the point  $y = x + \epsilon \chi_W$ . We remark that  $\epsilon$  can be positive or negative, but for our purposes it will always have a small, though still inverse exponentially large, magnitude. As a simple observation, note that

$$\langle w, y \rangle = \langle w, x \rangle + \epsilon \cdot \text{circ}(W).$$



So if  $\text{circ}(W) \neq 0$ , then by choosing the sign of  $\epsilon$  appropriately we can ensure that  $\langle w, y \rangle < \langle w, x \rangle$ .

As stated above, in section 4 we show how to find a point in the interior of the face  $\mathbb{P}\mathbb{M}(G, w)$  in NC. In fact, the point we find is

$$x = \frac{\mathbb{1}_{M_1} + \dots + \mathbb{1}_{M_m}}{m},$$

where  $M_1, \dots, M_m$  are all the minimum weight perfect matchings in  $G$ . We will denote this point by  $\text{avg}(\mathbb{P}\mathbb{M}(G, w))$ .

We will now see what happens to an  $\epsilon$ -rotation of this point if  $\epsilon$  is small enough.

**Lemma 1.** *Let  $x = \text{avg}(\mathbb{P}\mathbb{M}(G, w))$  for some weight vector  $w$ . Let  $W$  be an even walk whose edges are in the support of  $x$ , i.e., for every  $e \in W$ , we have  $x_e > 0$ . Let  $K(n)$  denote the number of perfect matchings in the complete graph  $K_n$ , and let  $y$  be an  $\epsilon$ -rotation of  $x$  with the walk  $W$  for some  $|\epsilon| < 1/2nK(n)$ . Then, the following hold:*

1. For every vertex  $v$ , we have  $\langle \mathbb{1}_{\delta(v)}, y \rangle = 1$ .
2. For every odd set  $S \subset V$ , if  $\langle \mathbb{1}_{\delta(S)}, x \rangle > 1$ , then  $\langle \mathbb{1}_{\delta(S)}, y \rangle \geq 1$ .
3. For every edge  $e \in E$ , we have  $y_e \geq 0$ .

*Proof.* Condition 1 holds because  $\langle \mathbb{1}_{\delta(v)}, \chi_W \rangle = 0$ . This identity holds, because the walk  $W$  enters and exits each vertex  $v$  the same number of times, and the entries and exits have alternating signs, cancelling each other.

Condition 2 intuitively holds, because when  $\langle \mathbb{1}_{\delta(S)}, x \rangle > 1$ , then it is larger than 1 by a margin; choosing  $\epsilon$  small enough will not let us erase more than this margin. Formally we have

$$\langle \mathbb{1}_{\delta(S)}, x \rangle = \frac{\langle \mathbb{1}_{\delta(S)}, \mathbb{1}_{M_1} \rangle + \dots + \langle \mathbb{1}_{\delta(S)}, \mathbb{1}_{M_m} \rangle}{m},$$

and note that  $\langle \mathbb{1}_{\delta(S)}, \mathbb{1}_{M_i} \rangle$  is at least 1 and must be greater than 1 for some  $i$ . For that particular  $i$  this value must be at least 2 (in fact, at least 3), which gives us

$$\langle \mathbb{1}_{\delta(S)}, x \rangle \geq 1 + \frac{1}{m}.$$

Now, note that  $\|\chi_W\|_1 \leq 2n$  and  $\|\mathbb{1}_{\delta(S)}\|_\infty \leq 1$  which together imply that

$$|\langle \mathbb{1}_{\delta(S)}, \chi_W \rangle| \leq 2n.$$

Finally, piecing things together, we have

$$\langle \mathbb{1}_{\delta(S)}, y \rangle = \langle \mathbb{1}_{\delta(S)}, x \rangle + \epsilon \langle \mathbb{1}_{\delta(S)}, \chi_W \rangle \geq 1 + \frac{1}{m} - 2n\epsilon \geq 1 + \frac{1}{m} - \frac{2n}{2nK(n)} \geq 1.$$

Condition 3 holds, because again,  $x_e > 0$  implies that  $x_e$  is positive by a margin. We have

$$x_e = \frac{(\mathbb{1}_{M_1})_e + \dots + (\mathbb{1}_{M_m})_e}{m} \geq \frac{1}{m},$$

which implies that  $y_e \geq 1/m - 2\epsilon \geq 0$ . □

Lemma 1 almost ensures that the point  $y$  is inside the matching polytope  $\mathbb{PM}(G)$ . The only way that  $y$  cannot be in  $\mathbb{PM}(G)$  is if there is an odd set  $S \subset V$  such that  $\langle \mathbb{1}_{\delta(S)}, x \rangle = 1$ , i.e., a tight odd set, whose constraint gets violated by  $y$ . This leads us to the following important lemma, which enables us to extract a tight odd set *blocking* the rotation by the walk  $W$ .

**Lemma 2.** *Suppose that  $w$  is a weight vector,  $x = \text{avg}(\mathbb{PM}_w(G))$ ,  $W$  is a walk that satisfies the conditions of lemma 1, and furthermore  $\text{circ}_w(W) \neq 0$ . Then there must be an odd set  $S \subset V$  such that  $\langle \mathbb{1}_{\delta(S)}, x \rangle = 1$  and  $\langle \mathbb{1}_{\delta(S)}, \chi_W \rangle \neq 0$ . Furthermore  $S$  can be found by first obtaining  $y$  as an  $\epsilon$ -rotation of  $x$  by  $W$ , for a small but inverse exponentially large  $\epsilon$ , and then finding a minimum odd cut in  $y$ :*

$$\underset{S \subset V, |S| \text{ is odd}}{\text{argmin}} \langle \mathbb{1}_{\delta(S)}, y \rangle.$$

*Proof.* Since  $\text{circ}(W) \neq 0$ , by choosing the sign of  $\epsilon$  appropriately, we can make sure that  $\langle w, y \rangle < \langle w, x \rangle$ . We will further choose the magnitude of  $\epsilon$  to be small enough that the conditions of lemma 1 are satisfied. Now, since  $x$  was a minimizer of the linear function  $x \mapsto \langle w, x \rangle$  over the polytope  $\mathbb{PM}(G)$ , it must be the case that  $y \notin \mathbb{PM}(G)$ .

Therefore one of the constraints defining the matching polytope, eq. (1), must not be satisfied for  $y$ . But lemma 1 ensures that almost all of these constraints are satisfied; the only possible constraint being violated would be an odd set  $S$  such that  $\langle \mathbb{1}_{\delta(S)}, x \rangle = 1$  and  $\langle \mathbb{1}_{\delta(S)}, y \rangle < 1$ .

Now, take any such set  $S$  where  $\langle \mathbb{1}_{\delta(S)}, x \rangle = 1$  and  $\langle \mathbb{1}_{\delta(S)}, y \rangle < 1$ . We have

$$\langle \mathbb{1}_{\delta(S)}, y \rangle = \langle \mathbb{1}_{\delta(S)}, x \rangle + \epsilon \langle \mathbb{1}_{\delta(S)}, \chi_W \rangle,$$

which means that  $\langle \mathbb{1}_{\delta(S)}, \chi_W \rangle \neq 0$ . In other words,  $S$  satisfies the statement of the lemma.

It only remains to show that if we take  $S$  to be a minimum odd cut in  $y$ , then  $S$  satisfies  $\langle \mathbb{1}_{\delta(S)}, x \rangle = 1$  and  $\langle \mathbb{1}_{\delta(S)}, y \rangle < 1$ . We know that the only possible constraint being violated by  $y$  is an odd set constraint, so for the minimum odd cut it must be true that  $\langle \mathbb{1}_{\delta(S)}, y \rangle < 1$ . On the other hand if  $\langle \mathbb{1}_{\delta(S)}, x \rangle > 1$ , then we would get a contradiction from condition 2 of lemma 1, because that would imply  $\langle \mathbb{1}_{\delta(S)}, y \rangle \geq 1$ . So such a set must satisfy  $\langle \mathbb{1}_{\delta(S)}, x \rangle = 1$  and  $\langle \mathbb{1}_{\delta(S)}, y \rangle < 1$ .  $\square$

We will say that an odd set  $S$  such that  $\langle \mathbb{1}_{\delta(S)}, x \rangle = 1$  and  $\langle \mathbb{1}_{\delta(S)}, \chi_W \rangle \neq 0$ , is a set that *blocks* the walk  $W$ . The results of section 5 tell us how to find this tight odd set  $S$ .

## 4 Finding a Point in the Minimum Weight Face of the Perfect Matching Polytope

In this section, we give an NC algorithm for the following problem: Given a planar graph  $G = (V, E)$  and a 0/1 weight vector on edges,  $w \in \{0, 1\}^E$ , find a point,  $x$ , in the interior of  $\mathbb{PM}(G, w)$ , where  $\mathbb{PM}(G, w)$  denotes the face of the perfect matching polytope of  $G$  containing all minimum weight perfect matchings in  $G$  and their convex combinations (clearly, the corner points of this face are precisely the set of minimum weight perfect matchings in  $G$ ).

Let  $\#G_w$  denote the number of minimum weight perfect matchings in  $G$  w.r.t. edge weights  $w$ , and for each edge  $e \in E$ , let  $\#G_w^e$  denote the number of such matchings which contain the edge  $e$ .

The point  $x$  we will find will have coordinate

$$x_e = \frac{\#G_w^e}{\#G_w}.$$

Clearly,  $x$  satisfies all required conditions. Additionally, observe that if  $M_1, \dots, M_m$  are all the minimum weight perfect matchings in  $G$ , then

$$x = \frac{\mathbb{1}_{M_1} + \dots + \mathbb{1}_{M_m}}{m}.$$

We will crucially use the fact that a Pfaffian orientation of  $G$  can be computed in NC. Let  $(i, j) \in E$ , with  $i < j$ . If in the Pfaffian orientation, this edge is directed from  $i$  to  $j$ , then let  $x_{ij} = y^{w_e}$ , otherwise let  $x_{ij} = -y^{w_e}$ , where  $y$  is an indeterminate. Let  $B$  be the resulting matrix. Observe that the exponents of the entries of  $B$  are small and hence its determinant can be computed in NC [BCP83]. Consider the lowest degree term in  $|B|$ ; let its degree be  $d$ . Then the coefficient of  $y^d$  is the square of the number of perfect matchings of minimum weight in  $G$ , i.e., it is  $(\#G_w)^2$ .

Next, for each edge  $e \in E$ , we will compute  $\#G_w^e$ , the number of minimum weight perfect matchings that edge  $e$  participates in. Zero out the two entries in  $B$  corresponding to  $e$  to obtain matrix  $B_e$  and compute  $|B_e|$ . Then the coefficient of  $y^d$  will be  $(\#G_w - \#G_w^e)^2$ . Hence,  $\#G_w^e$  and as well as  $x_e$  can be computed. Clearly, this can be done in parallel for all edges.

**Lemma 3.** *Given an integral weight vector  $w$  represented in unary, there is an NC algorithm which returns*

$$x = \text{avg}(\text{IPM}(G, w)).$$

## 5 Finding Gomory-Hu Trees and Minimum Odd Cuts

In this section, we will give an NC algorithm for constructing a Gomory-Hu tree for a planar graph  $G = (V, E)$  with edge weights given by  $w : E \rightarrow \mathbb{R}_+$ . We will crucially use the fact that an  $s$ - $t$  max-flow and min-cut can be computed in a planar graph in NC [Joh87]. For each pair of vertices  $u, v \in V$ , let  $f(u, v)$  denote the weight of a minimum  $u$ - $v$  cut in  $G$ .

Note that if  $(S, \bar{S})$  is a minimum  $u$ - $v$  cut, then  $S$  must consist of a number of connected components of  $G$  together with an internally connected subset of vertices. This is because if  $S$  contains two disjoint sets  $S_1, S_2$  that have no edges to each other, we can find a smaller  $u$ - $v$  cut by either taking  $S - S_1$  or  $S - S_2$  depending on which one still contains  $u$ . In any case, the graph obtained by shrinking  $S$  in  $G$  will always remain planar.

The sequential algorithm for constructing a Gomory-Hu tree has, at any point, a tree  $T$  defined on a partition  $S_1, \dots, S_k$  of  $V$ , and a weight function  $w'$  defined on the edges of  $T$ . The starting partition is simply  $V$ , with  $T$  having no edges. The partition and  $T$  satisfy:

- For each edge  $(S_i, S_j) \in T$ ,  $\exists u \in S_i, v \in S_j$  such that  $w'(S_i, S_j) = f(u, v)$ .
- The removal of edge  $(S_i, S_j)$  from  $T$  disconnects  $T$ . This splits the partitions into two sets, and naturally defines a cut, say  $(S, \bar{S})$  in  $G$ . This cut must be a minimum  $u$ - $v$  cut in  $G$ .

In each iteration, the sequential algorithm refines the tree by *splitting* one of the partitions into two as follows. It picks a partition having at least two vertices, say  $S_i$ . Let  $u, v \in S_i$ . Let  $T_1, \dots, T_l$  be the subtrees of  $T$  incident at node  $S_i$ . By *shrinking* subtree  $T_j$  we mean identifying all vertices in  $T_j$  and replacing it by single vertex  $t_j$ . All edges incident at vertices in  $T_j$  from outside  $T_j$  are now incident at  $t_j$ , with the same weight as before. Shrinking  $T_1, \dots, T_l$  gives a graph on  $S_i \cup \{t_1, \dots, t_l\}$ . Let this graph be  $G'$ ; clearly it will be planar. In  $G'$ , find a minimum  $u$ - $v$  cut. It is easy to show that the weight of this cut will also be  $f(u, v)$ .

This cut will partition  $S_i$  into two sets, say  $S'$  and  $S''$ , with  $u \in S'$  and  $v \in S''$ . Replace  $S_i$  by these two sets to obtain a partition on  $k + 1$  sets. The new tree will contain the edge  $(S', S'')$  with weight  $w'(S', S'') = f(u, v)$ . Next, among the subtrees  $T_1, \dots, T_l$  take the ones on the  $u$  side ( $v$  side) of the cut and let them be incident at  $S'$  ( $S''$ ). The algorithm ends when each partition is a singleton vertex. The tree so found will be a Gomory-Hu tree.

We now give our NC algorithm. The main difference lies in the way set  $S_i$  is split. We first define the notion of a central vertex for  $S_i$ . Pick a vertex  $r \in S_i$  and for each remaining vertex  $v \in S_i$ , find a minimal minimum  $r$ - $v$  cut in the graph  $G'$  defined above after shrinking subtrees incident to  $S_i$ . Let  $S_v$  denote this cut and let  $S'_v = S_v \cap S_i$ . We will say that  $r$  is a *central vertex* for  $S_i$  if for each  $v \in S_i$ ,  $v \neq r$ ,  $|S'_v| \leq |S_i|/2$ . Let us first show that such a vertex exists.

**Lemma 4.** *For any partition  $S_i$ , a central vertex  $r$  exists for  $S_i$ .*

*Proof.* Let  $T$  be the eventual Gomory-Hu tree found by the sequential algorithm stated above. Remove all vertices not in  $S_i$  from  $T$ . The resulting graph, say  $T'$ , will still be connected, since the finer partitions of  $S_i$  always form a connected subtree of the tree on partitions at any stage of the algorithm. It is easy to see that there is a vertex  $r \in T'$  such that each subtree of  $T'$  incident at  $r$  has at most  $|T'|/2$  vertices. Since  $T$  is a Gomory-Hu tree, for each  $v \in S_i$ ,  $v \neq r$ , a minimum  $v$ - $r$  cut is defined by one of the edges of  $T$  that lies in  $T'$ . It follows that each such cut satisfies  $|S'_v| \leq |S_i|/2$  and hence  $r$  is a central vertex for  $S_i$ .  $\square$

A central vertex for  $S_i$  can be found in NC: For each vertex  $r \in S_i$ , test if it is a central vertex by finding, in parallel, a minimal minimum  $v$ - $r$  in  $G'$  for each vertex  $v \in S_i$ ,  $v \neq r$ . From now on, let  $r$  denote a central vertex for  $S_i$ . The following fact is straightforward:

**Lemma 5.** *Let  $r, u, v \in V$  and let  $S_u$  and  $S_v$  be minimal minimum  $u$ - $r$  and  $v$ - $r$  cuts in  $G$ , respectively. Then  $S_u$  and  $S_v$  do not cross.*

**Corollary 1.** *Let  $r, v_1, \dots, v_k \in V$  and let  $S_{v_1}, \dots, S_{v_k}$  be minimal minimum  $v_1$ - $r$ , ...  $v_k$ - $r$  cuts in  $G$ , respectively. Then  $S_{v_1}, \dots, S_{v_k}$  form a laminar family.*

Let  $r$  denote a central vertex for  $S_i$  that is found by the algorithm. By corollary 1, the cuts  $S_{v_r}$  for each vertex  $v \in S_i$ ,  $v \neq r$  form a laminar family. Let  $M_1, \dots, M_l$  be the maximal sets of this laminar family. Clearly, we can split  $S_i$  into the  $l$  sets  $M_1 \cap S_i, \dots, M_l \cap S_i$  and attach subtrees to appropriate sets as given by  $M_1, \dots, M_l$ . This can be done for all sets  $S_i$  of the current partition, in parallel. This defines one iteration of our parallel algorithm. Clearly, after each iteration, the cardinality of the largest set in the partition drops by a factor of 2 and therefore only  $O(\log n)$  such iterations are needed. Hence we get:

**Theorem 2.** *There is an NC algorithm for obtaining a Gomory-Hu tree for an edge-weighted planar graph.*

Let  $W$  be a walk and  $y$  be obtained by rotating it. Assume that there is an odd set that blocks

$W$ . Then, there is an odd cut  $S$ , with  $y(\delta(S)) < 1$  and we need to find one such cut. Recall that the process of rotating  $W$  does not change the value of cuts of single vertices, i.e., for each vertex  $v$ ,  $y(\delta(v)) = 1$ . Therefore, the cut we are interested in is a minimum odd cut in  $G$ . Now we use Padberg and Rao's theorem that states that the Gomory-Hu tree of a graph must contain a minimum odd cut as one of its edges [PR82].

**Remark:** An alternative way of finding a tight odd set  $S$  is to use the Pickard-Queyranne structure of minimum  $s$ - $t$  cuts [PQ80]. However, that method is more cumbersome to describe.

## 6 Finding Even Walks by Pairing Up Faces

In this section, we show how to find  $\Omega(n)$  edge-disjoint even walks in  $G$  in NC. We first need to "clean up" the graph. We will assume that  $G$  is connected, has no parallel edges, and that it is matching-covered, i.e., there is a point  $x \in \text{IPM}(G)$  with  $x_e > 0$  for all  $e \in E$ . We will see in section 8 how this assumption is automatically satisfied. But we need a further "clean up". Let  $(v_1, \dots, v_4)$  be a three length path in  $G$  with  $v_2$  and  $v_3$  having degree two. Replace this path by the direct edge  $(v_1, v_4)$ ; if the edge was already present, there is no need to add the edge. Similarly, if  $(v_1, \dots, v_k)$  is a path in  $G$  with  $v_2, \dots, v_{k-1}$  of degree two and  $v_1$  and  $v_k$  not of degree two, then, if  $k$  is even, replace the path by the edge  $(v_1, v_k)$ , and if  $k$  is odd, replace it by  $(v_1, v_{k-1})$ . In section 8 we will show how this operation does not hurt us. For this section we assume that the graph  $G$  has already been cleaned up, i.e., no vertices of degree 2 are adjacent to each other. We will further assume that  $G$  does not have any vertices of degree 1. This is because the edges of  $G$  are matching-covered and  $G$  is connected. So if  $v$  is a vertex of degree 1 then the neighbor of  $G$  must also have degree 1 (only the edge going to  $v$  can be in the matching), which means that  $u$  is in a connected component of size 2.

After this clean up operation, it is easy to see that the graph has  $\Omega(n)$  faces. By Euler's formula we have

$$n - |E| + f = 2,$$

where  $f$  denotes the number of faces. This tells us

$$f \geq |E| - n.$$

Now let  $m$  be the number of vertices of degree 2. Since no two such vertices are adjacent to each other, it is immediate that  $|E| \geq 2m$ . This means

$$f \geq 2m - n.$$

On the other hand, we have

$$f \geq |E| - n = \sum_{v \in V} \frac{\deg(v) - 2}{2} \geq \frac{1}{2}(n - m).$$

The last inequality follows because for every vertex of degree higher than 2, the term in the sum is at least  $1/2$ . Now multiplying this inequality by 4 and adding it to the previous one, we get

$$5f \geq n \implies f = \Omega(n).$$

Consider the dual  $G^*$  of  $G$ . Corresponding to each face in  $G$ , the dual has a vertex. Let  $f$  denote the number of faces in  $G$ , or equivalently, the number of vertices in  $G^*$ . [MV00] argue that at most  $f/2$  of the vertices on  $G^*$  are of degree 12 or more. On the remaining vertices, called *low degree vertices*, find a maximal independent set. The inclusion of any low degree vertex in the independent set can prevent at most 11 other such vertices from entering the set. All together, the maximal independent set must contain at least  $f/24$  vertices. Now, since  $f = \Omega(n)$ , the independent set found has cardinality  $\Omega(n)$ . The faces corresponding to these vertices in  $G$  are edge-disjoint. Hence we get  $\Omega(n)$  edge-disjoint faces. Note that a maximal independent set can be found in NC [Lub86].

If at least half these faces are even, we work with these as our even walks. Else, we need to pair up odd faces together with an edge-disjoint path connecting each pair to get  $\Omega(n)$  even walks of the second type.

Let us assume that the number of such odd faces is even number (possibly by discarding one face) and that each one has length bounded by  $O(1)$  (in fact 12). For each odd face  $O$ , pick an arbitrary vertex  $v$  of  $O$  and put a “token” on that vertex  $v$ ; note that multiple tokens may be placed on the same vertex. Now find a spanning tree  $T$  in the graph. Then we can pair up our tokens by edge-disjoint paths from the tree  $T$ .

**Lemma 6.** *Given a tree  $T$  with an even number of tokens placed on its vertices, we can pair up the tokens in such a way that the paths connecting the pairs are edge disjoint. Furthermore, these paths can be found in NC.*

*Proof.* For each edge  $e \in T$ , we will count the number of tokens on either side of  $T$  when  $e$  is removed. Since there are an even number of tokens, this count must either be odd on both sides or even on both sides. We can clearly do this in parallel for every edge. We then remove all of the edges whose token counts were even-even.

After this operation, the degree of every vertex in the tree must have the same parity as the number of tokens on it. This is because the parity of the total number of tokens is the same as the parity of the degree of this vertex plus the number of tokens on it.

Now we do the following in parallel for each vertex  $v$ : We pair up all the tokens on  $v$  in an arbitrary way until there is at most one token left. We will then pair the remaining token, if any, with one of the remaining edges; there must be at least one edge if there is at least one token. Now there are an even number of edges adjacent to  $v$  that remain. We pair them up in an arbitrary way, so that whenever we use an edge in a pair to enter  $v$  we exit using the other edge.

Now by following the paths from each token to the edge it is assigned to, we will get to another token, and this gives us a pairing between tokens. Note that this path following does not have to be done sequentially, but can be done using the doubling trick to get an NC algorithm. Alternatively, we will ultimately only use pairings where the length of the path is at most a constant, which can be followed even sequentially.  $\square$

For any two tokens that get paired, look at the corresponding faces  $F_1, F_2$ . We can connect  $F_1, F_2$  by the path in  $T$  going from  $F_1$ 's token to  $F_2$ 's token. Let us call this path  $P$ . Note that  $P$  might share vertices or edges with  $F_1$  or  $F_2$ , but there is a simple trimming procedure to fix this: Replace  $P$  by the subpath from the last vertex of  $F_1$  on  $P$  until the first vertex after it from  $F_2$ . Therefore

by possibly relocating the tokens, we can ensure that  $F_1$  and  $F_2$  can be connected to each other using a path from  $T$ , and that the paths from  $T$  are all edge-disjoint.

Now look at all pairs of faces whose connecting paths from  $T$  have length more than a large constant  $C$ . There can be at most  $(n - 1)/C$  such pairs, because the paths on the tree are edge-disjoint and the tree has  $n - 1$  edges. So if we take  $C$  to be large enough, these pairs would only constitute half of all the pairs. Now we simply ignore them.

We end up with  $\Omega(n)$  paired up faces, whose connecting paths on the tree have length at most  $O(1)$  each. Now connect each such pair of faces with their connecting path from the tree in order to get an even walk of the second type. This gives us  $\Omega(n)$  edge-disjoint walks. Two such even walks  $W_1, W_2$  might still not be edge-disjoint. But if  $W_1, W_2$  share an edge, it must be a tree edge on  $W_1$  and a face edge on  $W_2$  or the other way around; this is because connecting paths are edge-disjoint, and we also chose the faces to be edge-disjoint. This means that  $W_1$  can share an edge with at most  $O(1)$  other even walks: For each face edge of  $W_1$  (of which there are  $O(1)$  many) there could be at most one other even walk having that edge in its connecting path, and for every edge in the connecting path of  $W_1$  (of which there are  $O(1)$  many) there could be at most one other even walk having that edge in one of its two faces.

So if we form a conflict graph between the even walks, where each edge represents having an edge in common, this graph would have maximum degree bounded by  $O(1)$ . We can find a maximal independent set in this graph to find edge-disjoint even walks, which can be done in NC [Lub86]. Since the maximum degree is  $O(1)$ , such a maximal independent set would still have  $\Omega(n)$  many even walks as desired.

It is easy to see that all these operations can be done in NC via well known methods. Hence we get:

**Lemma 7.** *There is an NC algorithm for finding  $\Omega(n)$  edge-disjoint even walks in a simple, connected, matching-covered planar graph  $G$  with no vertices of degree 2 adjacent to each other.*

## 7 Uncrossing Tight Odd Sets

Suppose we are given a list of tight odd sets  $S_1, \dots, S_m$  that could cross each other in arbitrary ways. Our goal is to *uncross* them, so that we can shrink all of these sets at the same time. We make progress from shrinking these sets by making sure that each of our even walks has an edge inside at least one of the shrunk sets, so that shrinking reduces the number of edges by  $\Omega(n)$ .

Unfortunately, having an edge inside an  $S_i$  is not a property that is preserved by uncrossing. Instead, we require a stronger property that implies having an edge in one  $S_i$ , and show that this stronger property is preserved by uncrossing. Throughout this section we assume that  $x$  is some fixed point in  $\mathbb{P}\mathbb{M}(G)$  with  $x_e > 0$  for all  $e \in E$ .

**Definition 1.** *For a set  $S \subseteq V$ , define  $\Lambda(S) \subseteq \mathbb{R}^E$  to be the linear subspace defined as the span of cut indicators of all tight odd sets contained in  $S$ :*

$$\Lambda(S) := \text{span}\{\mathbb{1}_{\delta(T)} \mid T \subseteq S, |T| \text{ is odd}, \langle \mathbb{1}_{\delta(T)}, x \rangle = 1\}.$$

We extend this definition to more than one set  $S_1, \dots, S_m$  by letting

$$\Lambda(S_1, \dots, S_m) := \Lambda(S_1) + \dots + \Lambda(S_m).$$

We also use the notation  $\Lambda^\perp(S_1, \dots, S_m)$  to denote the subspace of  $\mathbb{R}^E$  orthogonal to  $\Lambda(S_1, \dots, S_m)$ .

Next, we will show that  $\chi_W$  not being orthogonal to  $\Lambda(S_1, \dots, S_m)$  implies that  $W$  has an edge in one  $E(S_i)$ .

**Lemma 8.** *Let  $W$  be an even walk, and assume that  $\chi_W \notin \Lambda^\perp(S_1, \dots, S_m)$ . Then there is at least one edge  $e \in W$  and at least one  $i$  such that  $e \in E(S_i)$ .*

*Proof.* It is easy to see that  $\chi_W \notin \Lambda^\perp(S_1, \dots, S_m)$  implies that there is at least one  $i$  such that  $\chi_W \notin \Lambda^\perp(S_i)$ . It follows from definition 1 that there must be some tight odd set  $T \subseteq S_i$  such that  $\langle \mathbb{1}_{\delta(T)}, \chi_W \rangle \neq 0$ . We will show that  $\langle \mathbb{1}_{\delta(T)}, \chi_W \rangle \neq 0$  implies that there is some  $e \in W$  such that  $e \in E(T) \subseteq E(S_i)$ .

Suppose the contrary, that no edge  $e \in W$  is in  $E(T)$ . Let  $W = (e_1, \dots, e_k)$  and note that

$$\langle \mathbb{1}_{\delta(T)}, \chi_W \rangle = \sum_{j=1}^k (-1)^j \langle \mathbb{1}_{\delta(T)}, \mathbb{1}_{e_j} \rangle.$$

Every time that  $W$  enters a vertex  $v \in T$ , it must leave immediately from  $T$ , or else we would find an edge  $e \in E(T) \cap W$ . Therefore we can pair up the nonzero  $\langle \mathbb{1}_{\delta(T)}, \mathbb{1}_{e_j} \rangle$ s into consecutive pairs, possibly pairing up the last edge with the first. Since these pairs appear in the sum with alternating signs, they cancel each other, giving us

$$\langle \mathbb{1}_{\delta(T)}, \chi_W \rangle = 0,$$

which is a contradiction. Therefore  $W$  must have at least one edge in  $E(T) \subseteq E(S_i)$ .  $\square$

Next we will define our basic *uncrossing* operations and show that they preserve this nonorthogonality property. Whenever we have two tight odd sets  $S_1$  and  $S_2$  we will show that we can uncross them, i.e., replace them by new tight odd sets without shrinking the subspace  $\Lambda(S_1) + \Lambda(S_2)$ . We will use the following uncrossing lemma, which is standard in the literature. We will prove it for the sake of completeness.

**Lemma 9.** *If  $S_1$  and  $S_2$  are tight odd sets then either  $S_1 \cap S_2, S_1 \cup S_2$  are tight odd sets and*

$$\mathbb{1}_{\delta(S_1)} + \mathbb{1}_{\delta(S_2)} = \mathbb{1}_{\delta(S_1 \cap S_2)} + \mathbb{1}_{\delta(S_1 \cup S_2)},$$

*or  $S_1 - S_2$  and  $S_2 - S_1$  are tight odd sets and*

$$\mathbb{1}_{\delta(S_1)} + \mathbb{1}_{\delta(S_2)} = \mathbb{1}_{\delta(S_1 - S_2)} + \mathbb{1}_{\delta(S_2 - S_1)}.$$

*Proof.* The following identity holds for any  $S_1$  and  $S_2$  and can be easily checked by considering all possible configurations of the endpoints of an arbitrary edge:

$$\mathbb{1}_{\delta(S_1)} + \mathbb{1}_{\delta(S_2)} = \mathbb{1}_{\delta(S_1 \cap S_2)} + \mathbb{1}_{\delta(S_1 \cup S_2)} + 2\mathbb{1}_{\delta(S_1 - S_2, S_2 - S_1)}.$$

We have two cases: Either  $|S_1 \cap S_2|$  is odd, or it is even.



Case 1: Assume that  $|S_1 \cap S_2|$  is odd. It follows that  $|S_1 \cup S_2|$  is also odd. Then by taking the dot product with  $x$  we get

$$1 + 1 = \langle \mathbb{1}_{\delta(S_1)}, x \rangle + \langle \mathbb{1}_{\delta(S_2)}, x \rangle \geq \langle \mathbb{1}_{\delta(S_1 \cap S_2)}, x \rangle + \langle \mathbb{1}_{\delta(S_1 \cup S_2)}, x \rangle \geq 1 + 1,$$

where the last inequality follows from the fact that  $x \in \text{IPM}(G)$  and that  $S_1 \cap S_2$  and  $S_1 \cup S_2$  are odd sets. Since this inequality is tight it must be the case that  $\langle \mathbb{1}_{\delta(S_1 \cap S_2)}, x \rangle = \langle \mathbb{1}_{\delta(S_1 \cup S_2)}, x \rangle = 1$ , which proves that  $S_1 \cap S_2$  and  $S_1 \cup S_2$  are tight odd sets. It further follows that

$$\langle \mathbb{1}_{\delta(S_1 - S_2, S_2 - S_1)}, x \rangle = 0,$$

which implies that  $\mathbb{1}_{\delta(S_1 - S_2, S_2 - S_1)} = 0$ , i.e.,  $\delta(S_1 - S_2, S_2 - S_1) = 0$ ; this is because  $x$  has strictly positive entries. Now we have the desired identity

$$\mathbb{1}_{\delta(S_1)} + \mathbb{1}_{\delta(S_2)} = \mathbb{1}_{\delta(S_1 \cap S_2)} + \mathbb{1}_{\delta(S_1 \cup S_2)}.$$

Case 2: Now assume that  $|S_1 \cap S_2|$  is even. We can replace  $S_2$  by  $V - S_2$ , since  $V - S_2$  is also a tight odd set. But now  $S_1 \cap (V - S_2) = S_1 - S_2$  which is an odd set. So it follows from the proof of case 1 that  $S_1 \cap (V - S_2)$  and  $S_1 \cup (V - S_2)$  are both tight odd sets and we have

$$\mathbb{1}_{\delta(S_1)} + \mathbb{1}_{\delta(S_2)} = \mathbb{1}_{\delta(S_1 \cap (V - S_2))} + \mathbb{1}_{\delta(S_1 \cup (V - S_2))}.$$

Now observe that  $S_1 \cap (V - S_2) = S_1 - S_2$  and  $S_1 \cup (V - S_2) = V - (S_2 - S_1)$ . Since taking complements does not change either  $\delta(\cdot)$  or being a tight odd set, the claim follows.  $\square$

Now we use lemma 9 to prove the claim that tight odd sets can be uncrossed without shrinking  $\Lambda(S_1) + \Lambda(S_2)$ .

**Lemma 10.** *Suppose that  $S_1, S_2$  are tight odd sets, i.e.,  $|S_1|, |S_2|$  are odd and  $\langle \mathbb{1}_{\delta(S_1)}, x \rangle = \langle \mathbb{1}_{\delta(S_2)}, x \rangle = 1$ . Then exactly one of the following two conditions holds:*

1.  $S_1 \cup S_2$  is a tight odd set and

$$\Lambda(S_1) + \Lambda(S_2) \subseteq \Lambda(S_1 \cup S_2),$$

2.  $S_1$  and  $S_2 - S_1$  are both tight odd sets and

$$\Lambda(S_1) + \Lambda(S_2) \subseteq \Lambda(S_1) + \Lambda(S_2 - S_1).$$

*Proof.* Look at the parity of  $|S_1 \cup S_2|$ . If  $|S_1 \cup S_2|$  is odd, then we claim that case 1 happens. Otherwise, we will show that case 2 happens.

Case 1:  $|S_1 \cup S_2|$  is odd. In this case  $|S_1 \cap S_2|$  is also odd and it follows by lemma 9 that  $S_1 \cup S_2$  is a tight odd set. It is trivial from definition 1 that  $\Lambda(S_1), \Lambda(S_2) \subseteq \Lambda(S_1 \cup S_2)$  which immediately yields

$$\Lambda(S_1) + \Lambda(S_2) \subseteq \Lambda(S_1 \cup S_2).$$

Case 2:  $|S_1 \cup S_2|$  is even. In this case  $|S_1 - S_2|$  and  $|S_2 - S_1|$  are both odd. Again, from lemma 9 it follows that  $S_2 - S_1$  is a tight odd set. It remains to prove that  $\Lambda(S_1) + \Lambda(S_2) \subseteq \Lambda(S_1) + \Lambda(S_2 - S_1)$ . It is enough to prove that  $\Lambda(S_2) \subseteq \Lambda(S_1) + \Lambda(S_2 - S_1)$ .

It is enough to show that for any tight odd set  $T \subseteq S_2$ , we have the inclusion  $\mathbb{1}_{\delta(T)} \in \Lambda(S_1) + \Lambda(S_2 - S_1)$ . We again have two cases: Either  $|T \cap S_1|$  is odd or even.

If  $|T \cap S_1|$  is even, it follows from lemma 9 that  $T - S_1$  and  $S_1 - T$  are tight odd sets and

$$\mathbb{1}_{\delta(T)} = \mathbb{1}_{\delta(T-S_1)} + \mathbb{1}_{\delta(S_1-T)} - \mathbb{1}_{\delta(S_1)}.$$

We have  $\mathbb{1}_{\delta(S_1-T)}, \mathbb{1}_{\delta(S_1)} \in \Lambda(S_1)$  and  $\mathbb{1}_{\delta(T-S_1)} \in \Lambda(S_2 - S_1)$ . So  $\mathbb{1}_{\delta(T)} \in \Lambda(S_1) + \Lambda(S_2 - S_1)$  as desired.

The only case that remains is when  $|T \cap S_1|$  is odd. In this case we apply lemma 9 to the sets  $T$  and  $S_2 - S_1$ , both of which are tight odd sets. Note that  $T \cap (S_2 - S_1) = T - S_1$  which has even size by assumption. Therefore by lemma 9,  $(S_2 - S_1) - T$  and  $T - (S_2 - S_1) = S_1 \cap T$  are also tight odd sets and

$$\mathbb{1}_{\delta(T)} = \mathbb{1}_{\delta(S_2-S_1-T)} + \mathbb{1}_{\delta(S_1 \cap T)} - \mathbb{1}_{\delta(S_2-S_1)}.$$

We have  $\mathbb{1}_{\delta(S_1 \cap T)} \in \Lambda(S_1)$  and  $\mathbb{1}_{\delta(S_2-S_1-T)}, \mathbb{1}_{\delta(S_2-S_1)} \in \Lambda(S_2 - S_1)$  which proves that  $\mathbb{1}_{\delta(T)} \in \Lambda(S_1) + \Lambda(S_2 - S_1)$  as desired.  $\square$

Given tight odd sets  $S_1, \dots, S_m$ , repeated applications of lemma 10 allows us to uncross them, i.e., replace them by pairwise disjoint tight odd sets  $S'_1, \dots, S'_{m'}$  such that  $\Lambda(S_1, \dots, S_m) \subseteq \Lambda(S'_1, \dots, S'_{m'})$ . However, naively applying lemma 10 would result in a sequential algorithm which is not in NC. We will next show how we can do the uncrossing in NC.

We will use a divide-and-conquer approach to uncross a given list of tight odd sets  $S_1, \dots, S_m$ . The high-level description of our procedure, `UNCROSS`, is given in algorithm 1. We roughly divide the given sets into two parts, and recursively uncross each part. Then we call the procedure `MERGEUNCROSS` in order to merge the resulting sets.

```

UNCROSS( $S_1, \dots, S_m$ )
if  $m=1$  then
  | return  $S_1$ 
else
  | in parallel do
  |   |  $R_1, \dots, R_p \leftarrow \text{UNCROSS}(S_1, \dots, S_{\lceil m/2 \rceil})$ 
  |   |  $C_1, \dots, C_q \leftarrow \text{UNCROSS}(S_{\lceil m/2 \rceil+1}, \dots, S_m)$ 
  |   end
  | return MERGEUNCROSS( $R_1, \dots, R_p, C_1, \dots, C_q$ )
end

```

**Algorithm 1:** Divide-and-conquer algorithm for uncrossing tight odd sets

Next, we will describe the merging procedure `MERGEUNCROSS`. The procedure `MERGEUNCROSS`, similarly to `UNCROSS`, accepts a list of tight odd sets and returns a list of pairwise disjoint tight odd sets whose  $\Lambda$  is not smaller. With some abuse of notation, we still name the inputs to `MERGEUNCROSS` as  $S_1, \dots, S_m$ . The difference between `MERGEUNCROSS` and `UNCROSS` is that the input sets to `MERGEUNCROSS` satisfy certain properties highlighted below.

**Lemma 11.** *Suppose that  $\{S_1, \dots, S_m\} = \{R_1, \dots, R_p, C_1, \dots, C_q\}$ , where  $m = p + q$  and  $R_1, \dots, R_p$  are pairwise disjoint tight odd sets and  $C_1, \dots, C_q$  are also pairwise disjoint tight odd sets. Then  $S_1, \dots, S_m$  have no 3-wise intersections. Furthermore, the intersection graph of  $S_1, \dots, S_m$ , where two  $S_i$ 's are connected if they have a nonempty intersection, is bipartite.*

*Proof.* If we select any three sets  $S_i, S_j, S_k$ , then either two of them are from  $R_1, \dots, R_p$  or two of them are from  $C_1, \dots, C_q$ . In either case, those two sets would not have any intersections.

It is also easy to see that the intersection graph is bipartite, since  $R_1, \dots, R_p$  naturally form one part and  $C_1, \dots, C_q$  the other; by assumption, no two sets from the same part have any intersection.  $\square$

Having no 3-way intersections means that we can compute the parity of any union of  $S_1, \dots, S_m$  from their pairwise intersections. This is more handily captured by the notion of an intersection parity graph.

**Definition 2.** For tight odd sets  $S_1, \dots, S_m$  satisfying the conditions of lemma 11, define the intersection parity graph  $H = (V_H, E_H)$ , as follows: Let  $V_H$ , the nodes of  $H$ , be  $S_1, \dots, S_m$  and for  $i \neq j$  let there be an edge between  $S_i$  and  $S_j$  if and only if  $|S_i \cap S_j|$  is odd.

An immediate corollary of lemma 11 is that  $H$  is bipartite. Another corollary is that the parity of  $|\cup_i S_i|$  is the same as the parity of  $|V_H| + |E_H|$  which we simply denote by  $|H|$ ; this is because the inclusion-exclusion formula stops at pairwise intersections for our sets. We use the notation  $H(S_{i_1}, \dots, S_{i_k})$  to denote the induced subgraph on nodes  $S_{i_1}, \dots, S_{i_k}$ . With this notation we have

$$|S_{i_1} \cup \dots \cup S_{i_k}| \stackrel{2}{\equiv} |H(S_{i_1}, \dots, S_{i_k})|,$$

where  $\stackrel{2}{\equiv}$  represents having the same parity.

By lemma 10, if  $S_1, S_2$  have an edge between them in  $H$ , then the union  $S_1 \cup S_2$  will also be a tight odd set. If there is a third set  $S_3$  connected to  $S_2$ , we can again include  $S_3$  in this union, i.e.,  $S_1 \cup S_2 \cup S_3$  will be a tight odd set.

Can we repeatedly apply this procedure and obtain  $S_1 \cup \dots \cup S_m$  as a tight odd set? There seem to be two barriers to this. If the graph  $H$  is not connected, we can never take the union of two sets from different connected components. Another natural barrier is that  $|S_1 \cup \dots \cup S_m|$  could possibly be even; so it will never emerge out of this process, because lemma 10 only produces odd tight sets. For simplicity of notation we use  $\cup H$  to denote  $S_1 \cup \dots \cup S_m$ .

Surprisingly, the two mentioned barrier are really the only barriers, as we will show next.

**Lemma 12.** Assume that  $H = H(S_1, \dots, S_m)$  is connected and that  $|H| \stackrel{2}{\equiv} 1$ . Then  $\cup H = S_1 \cup \dots \cup S_m$  is a tight odd set, and  $\Lambda(S_1, \dots, S_m) \subseteq \Lambda(\cup H)$ .

*Proof.* We just need to show that  $\cup H$  is a tight odd set. The fact that  $\Lambda(S_1, \dots, S_m) \subseteq \Lambda(\cup H)$  is trivial from definition 1.

We will use induction on  $|V_H|$  to prove this fact. It is trivial to check this for  $|V_H| \leq 2$ . Even if  $|V_H| = 3$ , the only graph that is connected and bipartite on 3 nodes would be the path of length 2 and we have already described that in this case we can take the union by two applications of case 1 from lemma 10.

Now consider a depth-first-search (DFS) tree started from an arbitrary node of  $H$ . If  $S$  is any leaf of this tree with  $\deg_H(S) \stackrel{2}{\equiv} 1$ , then we can proceed as follows: The graph  $H - \{S\}$  will have one fewer node and odd many fewer edges. Therefore  $|H - \{S\}| \stackrel{2}{\equiv} 1$ , and obviously  $H - \{S\}$

is connected, since  $S$  was a leaf. By induction,  $\cup(H - \{S\})$  is a tight odd set. But  $S$  is also an add tight set, and by assumption the union of the two,  $\cup(H - \{S\}) \cup S = \cup H$ , is also odd. So by lemma 10 we get that  $\cup H$  is a tight odd set. So from now on, assume that for any leaf node  $S$ ,  $\deg_H(S) \stackrel{2}{\equiv} 0$ . More generally, if  $S$  is any node whose removal does not disconnect the graph, we can assume that  $\deg_H(S) \stackrel{2}{\equiv} 0$ , or else we can proceed as before. Note that this implies that any leaf in the tree has at least one back edge, i.e., an edge going to an ancestor other than its parent. This is true, because any leaf must have at least one edge other than the one going to its parent, and in a DFS tree there are no cross edges, which means that this edge must be a back edge.

Note that in a DFS tree, the leaf nodes are never connected to each other. This implies, by simple parity counting, that if  $S_1, S_2$  are two leaves then  $|H - \{S_1, S_2\}| \stackrel{2}{\equiv} 1$ . Note that  $H - \{S_1, S_2\}$  is also connected, so by induction  $\cup(H - \{S_1, S_2\})$  is a tight odd set.

Now, if the DFS tree has at least four leaves  $S_1, S_2, S_3, S_4$ , we can proceed as follows: Consider the graphs  $H - \{S_1, S_2\}$  and  $H - \{S_3, S_4\}$ . They both satisfy the assumptions of the induction and therefore  $\cup(H - \{S_1, S_2\})$  and  $\cup(H - \{S_3, S_4\})$  are both tight odd sets. Their union is again  $\cup H$  which has an odd parity. So again by lemma 10 we get that  $\cup H$  is a tight odd set. From now on we assume that there are at most 3 leaves in the tree.

If there are any two leaves  $S_1, S_2$  that share a parent  $P$ , we can proceed as follows: The graph  $H - \{S_1, S_2\}$  again satisfies the assumptions of induction. We also have that  $S_1 \cup P \cup S_2$  is a tight odd set; this follows by applying the base case to the subgraph  $H(S_1, S_2, P)$  which is a path of length 2. Again we have two tight odd sets  $\cup(H - \{S_1, S_2\})$  and  $S_1 \cup P \cup S_2$  whose union  $\cup H$  is odd. Therefore  $\cup H$  is a tight odd set. So from now on, we assume that no two leaves share a parent.

Now assume that the DFS tree has three leaves  $S_1, S_2, S_3$ . Without loss of generality, assume that  $S_1$  is the deepest leaf. Let  $P$  be the parent of  $S_1$ . Note that  $P$  does not have any other children in the tree, because  $S_1$  was the deepest leaf and no two leaves share a parent. Note that the removal of  $P$  does not disconnect the graph because  $S_1$  has a back edge. Therefore it must be that  $\deg_H(P) \stackrel{2}{\equiv} 0$ . Note also that  $P$  is not connected to  $S_2$  or  $S_3$ , because a DFS tree does not have cross edges. All of this implies that  $H - \{S_3, P\}$  is connected, and also has odd parity. As before  $H - \{S_1, S_2\}$  also satisfies the assumptions of the induction. So again, we get two tight odd sets whose union is  $\cup H$  and therefore  $\cup H$  is a tight odd set.

Now assume that the DFS tree has only two leaves  $S_1, S_2$ . Let  $P_1$  be the parent of  $S_1$  and  $P_2$  the parent of  $S_2$ . Let  $Q$  be the lowest common ancestor of  $S_1$  and  $S_2$  in the tree. If  $P_1, P_2 \neq Q$ , then we can proceed similarly to the previous case: Both  $P_1$  and  $P_2$  must have an even degree, since their removal does not disconnect the graph. Now  $H - \{P_1, S_2\}$  and  $H - \{P_2, S_1\}$  are both connected and have an odd parity. We use induction and the fact that their union is  $\cup H$  to again show that  $\cup H$  is a tight odd set. So assume that one of  $P_1, P_2$  is the same as  $Q$ . Without loss of generality, assume that  $P_2 = Q$ . Note that  $P_1 \neq Q$ , or else we would have two leaves sharing a parent, which is already a resolved case. Now let  $R$  be the parent of  $P_2 = Q$ . Note that  $S_2$  has a back edge, but its back edge cannot be to  $R$  because that would create a triangle between  $S_2, P_2, R$  which is forbidden in our bipartite graph. So the back edge must be to some ancestor of  $R$ . This means that removing  $R$  or even removing both  $R, S_1$  does not disconnect the graph. Since removing  $R$

does not disconnect the graph we have  $\deg_H(R) \stackrel{2}{\equiv} 0$ . Now we have two cases:

1. If  $S_1$  does not have an edge to  $R$ , that would imply  $H - \{S_1, R\}$  is odd and connected. Similar to the case of three leaves, we would get that  $H - \{P_1, S_2\}$  is odd and connected as well. But then  $H - \{S_1, R\}$  and  $H - \{P_1, S_2\}$  are two connected and odd subgraphs whose union is  $H$  which implies that  $\cup H$  is a tight odd set.
2. Now assume that  $S_1$  does have an edge to  $R$ . Note that  $Q = P_2$  is a parent of  $S_2$  and an ancestor of  $S_1$ . So it must have some other child, which we will call  $C$ . Note that  $C \neq S_1$ , or else  $S_1, S_2$  would be two leaves sharing a parent, which has already been resolved. Now, the removal of  $C$  does not disconnect the graph because of the edge between  $S_1$  and  $R$ . So it must be that  $\deg_H(C) \stackrel{2}{\equiv} 0$ . On the other hand, the removal of both  $S_2, C$  also does not disconnect the graph. Also note that there is no edge between  $S_2$  and  $C$  because such an edge would create a triangle  $S_2, C, Q$  which is forbidden in our bipartite graph. All of these mean that  $H - \{S_2, C\}$  is odd and connected and by induction  $\cup(H - \{S_2, C\})$  is a tight odd set. On the other hand  $S_2 \cup Q \cup C$  is also a tight odd set because the induced graph on these three sets is a path of length 2. Again we have found two tight odd sets  $\cup(H - \{S_2, C\})$  and  $S_2 \cup Q \cup C$  whose union gives us  $\cup H$  and we are done.

The only remaining case is when the DFS tree has only one leaf, i.e., when the DFS tree is a Hamiltonian path. If the root and the leaf are not connected to each other, we can find another DFS tree such that it has more than one leaf and reduce the problem to the previous cases considered. Consider starting the DFS from the child of the current root and going down the Hamiltonian path until we reach the current child. Since this child was not connected to the root, the DFS procedure cannot continue and has to back up. Eventually the original root will be connected somewhere along the tree as a leaf, but we now have two leaves, and we have already considered this case.

So the only case that remains is if the DFS tree is a Hamiltonian path and that the root is connected to the leaf. This tree with the extra edge gives us a Hamiltonian cycle. Since the removal of any node in this graph does not disconnect the graph, all of the degrees must be even. Note that the entire graph cannot be simply this Hamiltonian cycle, because otherwise  $|H| \stackrel{2}{\equiv} m + m \stackrel{2}{\equiv} 0$ . So there must be some edge, other than those of the cycle, between two vertices  $P$  and  $Q$ . Let the two neighbors of  $P$  on the Hamiltonian cycle be  $A, B$ . Note that removing both  $A, B$  does not disconnect the graph. There is also no edge between  $A$  and  $B$ , because otherwise we would have a triangle  $A, B, P$  which is forbidden in bipartite graphs. So  $H - \{A, B\}$  is odd and connected and by induction  $\cup(H - \{A, B\})$  is a tight odd cut. Note that  $A \cup B \cup P$  is also a tight odd cut, because the induced graph on  $A, B, P$  is a path of length 2. Again we have written  $H$  as the union of two connected and odd subgraphs; this implies that  $\cup H$  is a tight odd set.  $\square$

Lemma 12 is the powerful pillar we use to create the method `MERGEUNCROSS`. If the intersection parity graph  $H$  has multiple connected components, we can deal with each one separately and then uncross the results using case 2 of lemma 10. If all of the connected components have odd parity, then we can take the union in each one and proceed. The only case we still need to show how to handle is when a connected component of  $H$  has even parity. We will show next that the even parity case can also be handled very easily.

**Lemma 13.** *Assume that  $H = H(S_1, \dots, S_m)$  is connected and  $|H| \stackrel{2}{\equiv} 0$ . Then there are two induced subgraphs of  $H$ , which are both odd and connected, and which together cover every node. Furthermore, these two subgraphs can be found in NC.*

*Proof.* We will be working with the biconnected components of  $H$  and the corresponding block-cut tree. A biconnected component is simply a maximal subgraph such that the removal of any vertex from it does not disconnect the subgraph. The block-cut tree is formed by introducing a node for each biconnected component and a node for every cut vertex, a vertex whose removal disconnects the graph, and connecting a cut vertex to all biconnected components to which it belongs. Finding biconnected components and forming the block-cut tree can be easily done in NC. For example in parallel for every pair of edges, and every vertex, one can check whether the removal of that vertex disconnects the pair of edges; then one can form equivalence classes out of the edges and obtain the biconnected components. For more efficient and elegant algorithms in NC, see [TV85].

For an induced subgraph  $B = (V_B, E_B)$  let us define its inverse parity as the parity of  $|V_B| + |E_B| + 1$  and denote this by  $\overline{|B|}$ . Note that we have  $\overline{|B|} \stackrel{2}{\equiv} 1 + |B|$ . We regard biconnected components as induced subgraphs, unless otherwise stated. Inverse parity has a certain additivity property. Namely, if  $B_1$  and  $B_2$  are induced subgraphs that share only a single vertex and have no edges to each other, then  $\overline{|B_1 \cup B_2|} = \overline{|B_1|} + \overline{|B_2|}$ .

Using this, one can easily compute the inverse parity of any subtree of the block-cut tree. In the block-cut tree, to each biconnected component assign its inverse parity, and to each cut vertex assign 0. Then it is easy to see by the additivity property that for any subtree of the block-cut tree, the inverse parity of the union of all blocks in the subtree is simply the parity of the sum of assigned numbers.

In particular, since  $|H| \stackrel{2}{\equiv} 0$ , or in other words,  $\overline{|H|} \stackrel{2}{\equiv} 1$ , there must be an odd number of 1s in the block-cut tree.

We will first solve the problem when there are at least three 1s in the tree. In this case, we can find two subtrees whose union is the entire tree, each having an even number of 1s. This suffices, because the union of all biconnected components in each subtree would be an odd connected graph, and by lemma 12 we can merge all of the nodes in it. Each subtree will be obtained by simply partitioning the block-cut tree by removing an edge and looking at one of the resulting two subtrees. Clearly we can try all such partitions in NC. So it remains to show that at least two of them, whose union is the entire tree, have an even internal sum. For this, look at the 1 nodes in the tree whose distance, in the tree, is the largest. Let them be  $B_1$  and  $B_2$ . Look at the path on the block-cut tree connecting  $B_1$  to  $B_2$  and let the edge adjacent to  $B_1$  be  $e_1$  and the one adjacent to  $B_2$  be  $e_2$ . Now if we partition the block-cut tree by removing  $e_1$ , we get two parts, one of which contains  $B_2$ , and the other part can only contain one 1 node, namely  $B_1$ . Otherwise, the distance between  $B_1$  and  $B_2$  would not have been maximal. So the subtree containing  $B_2$  has an even sum. Similarly if we remove  $e_2$  from the block-cut tree, the part containing  $B_1$  will have an even sum. It is not hard to see that these two subtrees cover the whole tree.

So the only remaining case is when the block-cut tree has only one 1 node. In that case let  $B$  be the biconnected component with  $\overline{|B|} \stackrel{2}{\equiv} 1$ .

First consider the case where  $B$  is the entire graph  $H$ . In this case, we will show that either there is a vertex  $S$  where  $B$  and  $B - \{S\}$  are both odd and connected, or there are two vertices  $S_1, S_2$  connected by an edge such that  $B - \{S_1, S_2\}$  and  $H(S_1, S_2)$  are both odd and connected. First, note that if any node in  $B$  has an even degree, then this condition is automatically satisfied. Because if  $S_1$  is such a node,  $B - \{S_1\}$  is connected since  $B$  is biconnected. It is also odd because  $B - \{S_1\}$  has one fewer node and an even number of fewer edges. So assume from now on that the degree of every node in  $B$  is odd. Now we want to obtain the nodes  $S_1, S_2$  as described before. This is easy to derive from an open ear decomposition of  $B$ . Note that  $\overline{|B|} \stackrel{2}{\equiv} 1$  implies that  $B$  cannot be simply a single edge, so it must have an open ear decomposition. Look at this ear decomposition, and add the ears one by one. Look at the last ear added that was not a single edge. Suppose that this ear was some path  $(S_1, \dots, S_k)$ . Then, note that  $S_2$  is a new node added by this ear, and since no new nodes are added after this ear, the removal of  $S_1, S_2$  leaves  $B$  connected; even if this ear was the initial cycle, this is still true. So  $B - \{S_1, S_2\}$  is connected and since the degrees of  $S_1, S_2$  are both odd and they are connected to each other, it must be that  $B - \{S_1, S_2\}$  is odd. Since  $S_1, S_2$  are connected to each other as well  $H(S_1, S_2)$  is also connected and odd as desired. Note that the vertex  $S_1$  or the pair of vertices  $S_1, S_2$  can be found in NC by simply checking all possibilities in parallel.

Now consider the case where  $B$  is not the entire graph  $H$ . In this case we proceed as before, and by looking at the induced subgraph  $B$ , we find either a node  $S_1$  or two connected nodes  $S_1, S_2$  such that  $B - \{S_1\}$  or  $B - \{S_1, S_2\}$  is connected and odd. So we have a partition of  $B$  into a single or a pair of vertices and the rest of  $B$ . We simply attach the biconnected components other than  $B$  to one of the partitions, based on the block-cut tree. This ensures that connectivity is preserved, and further, the parity of the partitions is not changed because every biconnected component other than  $B$  has inverse parity 0. Again this operation can be done in NC, since the partition inside  $B$  can be found in NC, and connecting the rest of the biconnected components is simply a matter of partitioning the block-cut tree into two or three parts.  $\square$

Now, armed with lemmas 12 and 13, we can describe the procedure `MERGEUNCROSS`. We will first make sure that even intersections are completely removed, i.e., made empty. This is easy to do in parallel, because there are no 3-wise intersections. Then we apply lemma 12 or lemma 13 to

each connected component of  $H$ .

```

MERGEUNCROSS( $S_1, \dots, S_m$ )
for  $i = 1 \dots m$  in parallel do
  |  $S_i \leftarrow S_i - \bigcup_{j < i, |S_i \cap S_j| \text{ even}} S_j$ 
end
 $H \leftarrow H(S_1, \dots, S_m)$ 
 $H_1, \dots, H_k \leftarrow \text{CONNECTEDCOMPONENTS}(H)$ 
 $\mathcal{F} \leftarrow \emptyset$ 
for  $i = 1 \dots k$  in parallel do
  | if  $|H_i| = |V_{H_i}| + |E_{H_i}|$  is odd then
  |   | Add  $\cup H_i$  to  $\mathcal{F}$ .
  | else
  |   | Let  $H'_i, H''_i$  be the two induced subgraphs promised by lemma 13.
  |   | Add  $\cup H'_i$  to  $\mathcal{F}$ .
  |   | Add  $\cup H''_i - \cup H'_i$  to  $\mathcal{F}$ .
  | end
end
return  $\mathcal{F}$ 

```

**Algorithm 2:** Algorithm for uncrossing partially uncrossed sets

All together we get the following result:

**Theorem 3.** *Given tight odd sets  $S_1, \dots, S_m$ , there is an NC algorithm that outputs pairwise disjoint tight odd sets  $S'_1, \dots, S'_{m'}$  such that*

$$\Lambda(S_1, \dots, S_m) \subseteq \Lambda(S'_1, \dots, S'_{m'}).$$

## 8 Shrinking and Finding One Balanced Tight Odd Cut

Having most of the elements so far, we would have ideally liked to do the following:

1. Find  $\Omega(n)$  even walks.
2. Set the weight vector  $w$  so that  $\text{circ}_w(W) \neq 0$  for all of our even walks  $W$ .
3. Find  $x \in \text{IPM}(G, w)$  and delete edges of  $G$  where  $x_e = 0$ .
4. We either delete  $\Omega(n)$  edges, in which case we can recurse, or most of our even walks get blocked by tight odd sets.
5. We find a tight odd set blocking each even walk in parallel.
6. We use theorem 3 to uncross these blocking tight odd sets to get pairwise disjoint  $S_1, \dots, S_m$ .
7. We shrink each  $S_i$ . By doing so, we remove at least one edge from each  $W$  that was blocked, so we still remove  $\Omega(n)$  edges.

However, this is the point where more ideas are needed. Indeed we can perform all of the operations mentioned in NC. But our goal is to ultimately extract a matching. It is not hard to see that any matching in the shrunk graph can be extended to a matching in the original graph,



but the problem is that this extension cannot be simply done in parallel. I.e., we have to wait for the matching in the shrunk graph to be determined, to know which edge of each  $\delta(S_i)$  is chosen, and then continue to extend that edge to a matching in  $S_i$ . This results in an algorithm with higher than polylogarithmic running time.

Next we introduce the idea of a balanced viable cut. A set is viable if and only if it is a tight odd cut for some point  $x \in \mathbb{P}\mathbb{M}(G)$ .

**Definition 3.** An odd set  $S$  is called viable if there exists at least one matching  $M$  with  $M \cap \delta(S) = 1$ .

Suppose that we had an NC algorithm for finding a balanced viable set, i.e., a viable set  $S$  such that  $|S|, |V - S| = \Omega(n)$ . Then the following algorithm would find a perfect matching for us.

```

PERFECTMATCHING( $G = (V, E)$ )
if  $|V| = O(1)$  then
    Find a perfect matching  $M$  by some sequential algorithm.
    return  $M$ 
else
    Find a balanced viable set  $S$ .
     $w \leftarrow \mathbb{1}_{\delta(S)}$ 
     $x \leftarrow \text{avg}(\mathbb{P}\mathbb{M}(G, w))$ 
    Select an arbitrary edge  $e \in \delta(S)$  with  $x_e > 0$ .
    Let  $G_1$  be the induced graph on  $S$  with the endpoint of  $e$  removed.
    Let  $G_2$  be the induced graph on  $V - S$  with the endpoint of  $e$  removed.
    in parallel do
         $M_1 \leftarrow \text{PERFECTMATCHING}(G_1)$ 
         $M_2 \leftarrow \text{PERFECTMATCHING}(G_2)$ 
    end
end
return  $M_1 \cup M_2 \cup \{e\}$ 

```

**Algorithm 3:** Divide-and-conquer algorithm for finding a perfect matching

Let us show why algorithm 3 is correct. When  $S$  is a viable set, then there is a matching  $M$  such that  $\langle \mathbb{1}_{\delta(S)}, \mathbb{1}_M \rangle = 1$ . Since we set  $w = \mathbb{1}_{\delta(S)}$ , any minimizer  $x$  of the weight  $w$  will have  $\langle \mathbb{1}_{\delta(S)}, x \rangle = 1$ . Now if  $e$  is an edge of  $\delta(S)$  with  $x_e > 0$ , then there is some perfect matching  $M$  with  $\mathbb{1}_M \in \mathbb{P}\mathbb{M}(G, w)$  such that  $M \cap \delta(S) = \{e\}$ . If we include the edge  $e$  in the matching, and remove all other edges in  $\delta(S)$ , the remaining graph that has to be matched will be a disjoint union of  $G_1$  and  $G_2$ . Each of these graphs has a perfect matching (the restriction of  $M$  to them for example), so we can recursively, but *in parallel*, find one perfect matching in each.

If the viable set found is balanced, then  $n$  will be reduced by a constant factor each time, making the recursion depth logarithmic.

For the rest of this section we explain how we can find a balanced viable set  $S$  in NC. We will first describe the algorithm, leaving some loose ends, and at the end come back and address the loose ends.

We start from some graph  $G$ . At any point we will be working with some shrunk version of  $G$ . We keep track of how many original vertices of  $G$  are in each shrunk vertex and call that the multiplicity of a vertex. Initially each vertex has multiplicity 1.

We make sure that the multiplicity of each vertex  $v$  is always odd, and that any viable set  $S$  in our current graph is also viable in the initial graph that we started from (when unshrunk). Note that if at any point during the algorithm the multiplicity of a vertex becomes balanced, i.e., if it becomes  $\geq \Omega(n)$  and  $\leq n - \Omega(n)$ , then we have found our viable set; a singleton is always a viable set (but not always balanced) and the singleton representing this vertex is a balanced set in the original graph. We will actually make sure that the multiplicity of every vertex is always at most  $cn$  for some constant  $c$ . If a multiplicity every tries to jump to  $\geq n - \Omega(n)$ , we will immediately extract a balanced viable set; we will discuss this at the end.

At any point in time we will only be working with the connected component of  $G$  that has the largest total multiplicity. If this total multiplicity falls below  $n/2$ , then we can easily find a viable set: We simply sort the components by total multiplicity and then partition them into two a large pieces part and a small pieces part such that each part's total multiplicity is  $\geq \Omega(n)$  and  $\leq n - \Omega(n)$ . This can be done in NC by checking all partitions in parallel. Then we simply move one vertex of one connected component from one side to the other to get our balanced cut. This cut is viable because it is really the same as a singleton cut.

Because of the previous observation, and for simplicity, we let  $G$  refer to its largest connected component at any time, and assume that  $G$  is connected.

We “clean up”  $G$  (to be discussed at the end of this section) and then find  $\Omega(|V_G|)$  many pairwise-disjoint even walks in it. We then find a weight vector  $w$  such that  $\text{circ}_w(W) \neq 0$  for any of our even walks  $W$ . This is easily done by setting  $w_e = 1$  for *exactly one* edge  $e$  of every even walk  $W$  and setting  $w_e = 0$  for every other edge.

Next, we find a point  $x = \text{avg}(\text{IPM}(G, w))$  and delete the edges  $e$  of  $G$  such that  $x_e = 0$ . We either removed an edge from half of our even walks, in which case the number of edges in  $G$  is reduced by a constant factor, or we find  $\Omega(|V_G|)$  many even walks that are blocked by tight odd sets.

For each of our blocked even walks, we find a tight odd set blocking it, by rotating  $x$  by the walk an inverse-exponentially large amount and finding the minimum odd cut using the Gomory-Hu tree in the result. We can obviously do this in parallel for all of our even walks.

Next, we uncross the obtained tight odd sets using theorem 3 to get pairwise disjoint tight odd sets  $S_1, \dots, S_m$ . If we shrink each  $S_i$  into a single vertex, and do this shrinking with respect to  $x$  as well, the resulting  $x$  would be in the perfect matching polytope of the shrunk graph; this is because  $\langle \mathbb{1}_{\delta(S_i)}, x \rangle = 1$ , so each  $S_i$  satisfies the degree constraint of the perfect matching polytope for the shrunk graph. Note that any edge in each  $\delta(S_i)$  can be extended to a matching in  $S_i$  itself. This is because there is a matching  $M$  containing only that edge from  $\delta(S)$ . So this means that any viable set in the shrunk graph is viable in the previous graph as well, because any matching in the shrunk graph will pick exactly one edge from each  $\delta(S_i)$ , and this can be extended back to a matching in the original graph.

Our shrinking operation however reduces the number of edges. Because for each even walk  $W$ , there is some  $S_i$  such that  $W \cap E(S_i) \neq \emptyset$ . So the number of edges is reduced by at least a constant factor again.

In each iteration we reduce the number of edges by a constant factor. So after at most polylogarithmically many steps, we are bound to find a viable set.

## 8.1 Odds and ends

We now address some of the loose ends left in the above description.

The first point is: how do we avoid getting vertices with very large multiplicities ( $\geq n - \Omega(n)$ ). As mentioned before we always keep the multiplicities below some  $cn$  for some very small constant  $c > 0$ ; if at any point the multiplicity of a vertex goes above  $cn$  but not all the way to  $n - cn$ , we automatically get a balanced viable cut from that singleton. The only way that this jump can possibly happen is if we shrink a set  $S_i$  containing a very large total multiplicity. We can ensure our sets do not have this property before uncrossing; if a set contains a very large total multiplicity we simply replace it with its complement. If the total multiplicity is still above  $cn$ , then that set gives us a balanced viable set. But still our uncrossing algorithm might create an  $S_i$  with very large multiplicity. But if we look closely at our uncrossing algorithm, we can find a simple remedy to this problem. If the multiplicity of any of the tight odd sets found at any point in uncrossing are between  $cn$  and  $n - cn$ , we simply return them, since they are a tight odd set and therefore viable. So we must again have a jump from tight odd sets below  $cn$  to  $n - cn$  at some point. But this jump can only happen in the applications of lemmas 12 and 13 where we take the union of a number of tight odd sets. So at the point where the jump occurs, there is a connected intersection parity graph  $H(S_1, \dots, S_m)$  where the multiplicities of  $S_i$  are below  $cn$  and then the multiplicity of  $S_1 \cup \dots \cup S_m$  is  $\geq n - cn$ . In this case we use the following trick: We sort  $S_1, \dots, S_m$  in such a way that  $H(S_1, \dots, S_i)$  is connected for all  $i$ ; for example, one way of doing this in NC is to find a spanning tree in  $H$  and then sorting  $S_i$ 's according to distance from an arbitrary root in the tree. Now look at the first index  $i$  such that the multiplicity of  $S_1 \cup \dots \cup S_i$  goes above  $2cn$ . Clearly it cannot go above  $3cn$ . Now look at  $H(S_1, \dots, S_i)$ . Depending on the parity of it, we can either find one or two tight odd sets that cover everything. One of these sets has to have at least  $cn$  multiplicity and clearly no more than  $3cn$  multiplicity, which gives us our desired balanced viable set.

The next loose end that we did not directly mention is that when we shrink a set, we need to ensure that the shrunk graph is still planar. But this is true for any of our tight odd cuts  $S_i$ . We just need to argue that  $S_i$  is internally connected. This is true because if  $S_i = S'_i \cup S''_i$  with  $S'_i \cap S''_i = \emptyset$ , then one of  $|S'_i|$  or  $|S''_i|$  will be odd. But note that  $S_i$  was a minimum odd cut in a connected graph, i.e., the largest component of  $G$ . This cannot be, because either moving  $S'_i$  or  $S''_i$  to the other side of the cut would reduce the cut value but still keep the cut odd.

Finally we address the issue of cleaning up  $G$ . Before finding the even walks in  $G$ , we have to make sure that it satisfies some "niceness" properties. We have to remove parallel edges from  $G$ , which is very easy to do. We also have to ensure that  $G$  is connected, but for that as mentioned before, we always restrict our attention to the largest connected component. We have to make sure that  $G$  is matching-covered. This will be true after the first iteration of the algorithm, but we can also make sure it is always true by simply finding  $x = \text{avg}(\text{IPM}(G))$  and deleting all edges  $e$  with  $x_e = 0$ . Finally we have to do path reductions, where a path consisting of internal nodes of degree 2 is reduced to a simpler structure; this is essential to make sure that we can always find  $\Omega(|V_G|)$  many even walks. In this operation we replace a path  $(v_1, \dots, v_k)$ , where  $k$  is even, by an edge from  $v_1$  to  $v_k$  and remove  $v_2, \dots, v_{k-1}$  from the graph. It is easy to see that this operation preserves matchings. A matching in the new graph that uses the edge  $(v_1, v_k)$  would correspond to a matching in the original graph that uses  $(v_1, v_2), (v_3, v_4), \dots, (v_{k-1}, v_k)$ , and a

matching that does not use this edge corresponds to a matching in the original graph that uses  $(v_2, v_3), (v_4, v_5), \dots, (v_{k-2}, v_{k-1})$ . So a viable set in the cleaned up graph can be translated back to a viable set in the original graph as follows. When we delete the vertices  $v_2, \dots, v_{k-1}$ , we absorb the multiplicities of  $v_2, \dots, v_i$  into  $v_1$  and the multiplicities of  $v_{i+1}, \dots, v_{k-1}$  into  $v_k$  for some odd  $i$ . Now if a viable set  $S$  cuts  $(v_1, v_k)$  we translate it into the original graph, by putting  $v_2, \dots, v_i$  on the  $v_1$  side and  $v_{i+1}, \dots, v_{k-1}$  on the  $v_k$  side. This is consistent with  $S$  being viable because of the way we extend matchings. We only need to ensure that by absorbing these multiplicities we do not suddenly jump from below  $cn$  to above  $n - cn$ , but this again can be achieved by a similar trick as before. If the path is really long, then even length subpaths can also be thought of as tight odd cuts, and then if a jump is about to occur, we can easily find a balanced subpath that is also a tight odd cut and by extension, a viable set.

## 9 Extensions

In this section we will build on the machinery established in the previous sections to prove two generalizations of theorem 1.

**Theorem 4.** *There is an NC algorithm which given an edge-weighted planar graph with polynomially bounded weights, returns a minimum weight perfect matching in it.*

*Proof.* For a fixed integer  $k$ , assume that we are given a weight function on the edges of planar graph  $G = (V, E)$ ,

$$W : E \rightarrow \{0, \dots, n^k\},$$

and we wish to find a minimum weight perfect matching in  $G$ . Recall that in section 4, for the purpose of finding a perfect matching in  $G$ , we had defined 0/1 weights on edges given by function  $w$ . Now, define the following composite weight function,  $c$ ; its least significant  $\log n$  bits correspond to  $w$  and the rest of the bits correspond to  $W$ .

$$c_e = (n \cdot W_e) + w_e.$$

Clearly  $c$  is polynomially bounded and can be used in place of  $w$  to carry out the NC algorithm given in the previous sections. The algorithm will return a minimum weight perfect matching w.r.t. weights given by  $c$ . Since  $w$  is 0/1, for any perfect matching, the sum of weights according to  $w$  is at most  $n/2$ . Therefore in computing the weight of a perfect matching according to  $c$ , there will be no carry over from the least significant  $\log n$  bits to the rest. Hence the minimum weight perfect matching w.r.t.  $c$  will also be a minimum weight perfect matching w.r.t.  $W$ .  $\square$

**Theorem 5.** *There is an NC algorithm which given a bounded-genus graph, returns a perfect matching in it, if it has one.*

*Proof.* In order to derive our algorithm for planar graphs, we used planarity in exactly three ways, and here we will show how one can obtain the same results for graphs embeddable on orientable surfaces of bounded genus.

1.  $\Omega(n)$  edge-disjoint even walks (lemma 7): We used planarity to extract  $\Omega(n)$  edge-disjoint faces and then argued that by pairing up the faces we get  $\Omega(n)$  edge-disjoint even walks.

2. Counting perfect matchings (lemma 3): We used planarity to argue that we can count the number of minimum weight perfect matchings and hence get a point inside a face of the matching polytope  $\mathbb{PM}(G, w)$  when  $w$  is polynomially bounded.
3. Finding the minimum odd cut (using theorem 2): We used the fact that minimal minimum  $s$ - $t$  cuts can be computed in NC for planar graphs [Joh87], in order to prove that we can construct Gomory-Hu trees and find the minimum odd cut.

Note that given a graph, one can find an embedding onto a surface of genus  $g = O(1)$  in NC if one exists [EK14]. So from now on, we assume this embedding is given to us. We now address how each of lemmas 3 and 7 and theorem 2 can be proved for bounded genus graphs.

For lemma 7, note that we simply need to obtain  $\Omega(n)$  edge-disjoint cycles in our graph. Pairing up odd cycles can be done as before using a spanning tree. In planar graphs these cycles were obtained from the faces, and we used Euler's formula  $n - |E| + f = 2$  to argue that in graphs without degree 1 vertices and without adjacent vertices of degree 2, there must be  $\Omega(n)$  faces. We still have an Euler's formula in the case of bounded genus graphs, but with 2 replaced by a (negative) constant. The proof still works as before and one can show that  $f \geq an - b$  for some  $a > 0$ , which implies that  $f = \Omega(n)$ .

For lemma 3, it is enough to be able to count matchings. To be more precise, given weights  $w$  over the edges of the graph, we simply need to compute the perfect matching generating function

$$\sum_{M \text{ is perfect matching}} \prod_{e \in M} w_e,$$

in NC as long as the bit complexity of  $w$  is polynomially bounded. Mahajan and Varadarajan showed how this can be done in NC by slightly modifying an algorithm of Galluccio and Loeb1 [MV00; GL99]. Their method reduces computing the matching generating function to taking a linear combination of Pfaffians over planar graphs.

Finally, for finding minimum odd cuts in bounded genus graphs: We will show that we can use the methods of Borradaile et al. to find the minimum odd cut in NC [Bor+14]. The algorithm of Borradaile et al. allows one to find minimum cuts between all pairs of vertices in bounded genus graphs in nearly linear time, however we will show that a slight modification of it runs in NC. This almost shows that one can find the minimum odd cut in NC, because every minimum odd cut is also a minimum  $s$ - $t$  cut for some  $s$  and  $t$ . However, one still needs to be careful about cases where there can be multiple minimum  $s$ - $t$  cuts.

The main idea behind the algorithm of Borradaile et al. is that a minimum cut separating vertices  $s$  and  $t$  is composed of dual cycles (of which there are at most  $2^{O(g)}$ ), all but one of which can be chosen from certain homology classes without regards to the pair  $s$  and  $t$ . They use this observation to reduce the problem to finding minimum cuts in  $2^{O(g^2)}$  planar graphs, where  $g$  is the genus of the original graph. Roughly speaking, they enumerate all possible homology classes for all but one the cycles, and one by one, from each homology class they find the shortest possible cycle in the chosen homology class and perform some surgery on the graph and its embedding. These surgeries reduce the genus, until the embedding becomes planar. The surgeries are easy to perform in NC, as long as the cycles are found in NC.

In order to define the homology classes, and also find shortest cycles given the homology class, Borradaile et al. use the results of Erikson and Nayyeri [EN11]. Their algorithm again can be implemented in NC. At a high level the ideas involved are construction of a spanning forest in the dual graph in order to define  $\mathbb{Z}_2$ -homology signatures, and then constructing a  $\mathbb{Z}_2$ -homology cover of the bounded genus graph and finding shortest paths between pairs of vertices in the cover. All of these can be parallelized and are in particular in NC as long as the genus is bounded.

We now point out the main technicality needed to adapt the algorithm of Borradaile et al. Although minimum cuts between all pairs of vertices can be found from the minimum cuts in the  $2^{O(g^2)}$  planarizations, it is not guaranteed that these cuts are nicely uncrossed from each other and form a Gomory-Hu tree. In fact, Borradaile et al. perturb the weights in order to have unique minimum cuts, and in order to be able to merge the Gomory-Hu trees from  $2^{O(g^2)}$  planar graphs into one Gomory-Hu tree for the original graph. We cannot afford to perturb the weights however because we do not have access to random bits. Instead we argue that a minimum odd cut can be directly found in one of the planarizations. Therefore one can produce the planarizations in NC and then construct a Gomory-Hu tree from each and find the minimum odd cut amongst them.

Note that if the weights of the graph were slightly perturbed, then the minimum odd cut would have been the *unique* minimum  $s$ - $t$  cut for some pair  $s$  and  $t$ , and we would have been able to find the unique cut in one of the planarizations. But this shows that even if the edges were not perturbed, a minimum odd cut must survive the surgeries performed on the graph for some sequence of fixed homology signatures. In other words, a minimum odd cut must be comprised of dual cycles, all but one of which are the minimum cycles from given homology classes. So a minimum odd cut must survive one of the sequences of surgeries performed on the graph, and found at the end by our algorithm for finding Gomory-Hu trees in planar graphs.  $\square$

We remark that all of the subroutines mentioned in the previous proof still remain in NC for genus up to  $O(\sqrt{\log n})$ , except for the subroutine that finds the embedding of the graph. Hence, theorem 5 can be slightly strengthened to handle graphs of genus  $O(\sqrt{\log n})$ , as long as the input graph is given along with its embedding. Finally observe that the common generalization of theorems 4 and 5 easily follows.

## 10 Discussion

The main open problem of course is to go beyond bounded genus graphs and obtain an NC perfect matching algorithm for general, or even bipartite, graphs. Below we state some more easily accessible open problems.

We note that  $K_{3,3}$ -free graphs may have genus as high as  $O(n)$ . Counting the number of perfect matchings for this class of graphs is in NC [Vaz89]. Can our algorithm be extended to obtain an NC algorithm for the search version? We note that an NC algorithm for finding an  $s$ - $t$  min-cut in  $K_{3,3}$ -free graphs would give this result.

An interesting problem defined by Papadimitriou and Yannakakis [PY82], called Exact Matching, is the following: Given a graph  $G$  with a subset of the edges marked red and an integer  $k$ , find a

perfect matching with exactly  $k$  red edges. This problem is known to be in RNC [MVV87], even though it is not yet known to be in P. For the case of planar graphs, the decision version of this problem is known to be in NC, though the search version is not (it is easy to check that the search version is in P). Can our techniques be used to obtain an NC algorithm for the search version?

## 11 Acknowledgements

We wish to thank David Eppstein, László Lovász, and Satish Rao for valuable discussions.

## References

- [BCP83] Allan Borodin, Stephen Cook, and Nicholas Pippenger. “Parallel computation for well-endowed rings and space-bounded probabilistic machines”. In: *Information and Control* 58.1-3 (1983), pp. 113–136.
- [Bor+14] Glencora Borradaile, David Eppstein, Amir Nayyeri, and Christian Wulff-Nilsen. “All-pairs minimum cuts in near-linear time for surface-embedded graphs”. In: *arXiv preprint arXiv:1411.7055* (2014).
- [Csa76] Laszlo Csanky. “Fast parallel matrix inversion algorithms”. In: *SIAM Journal on Computing* 5.4 (1976), pp. 618–623.
- [Edm65a] J. Edmonds. “Maximum matching and a polyhedron with 0,1-vertices”. In: *Journal of Research of the National Bureau of Standards B* 69B (1965), pp. 125–130.
- [Edm65b] Jack Edmonds. “Paths, trees, and flowers”. In: *Canadian Journal of mathematics* 17.3 (1965), pp. 449–467.
- [EK14] Michael Elberfeld and Ken-ichi Kawarabayashi. “Embedding and canonizing graphs of bounded genus in logspace”. In: *Proceedings of the forty-sixth annual ACM symposium on Theory of computing*. ACM. 2014, pp. 383–392.
- [EN11] Jeff Erickson and Amir Nayyeri. “Minimum cuts and shortest non-separating cycles via homology covers”. In: *Proceedings of the twenty-second annual ACM-SIAM symposium on Discrete Algorithms*. Society for Industrial and Applied Mathematics. 2011, pp. 1166–1176.
- [FGT16] Stephen Fenner, Rohit Gurjar, and Thomas Thierauf. “Bipartite perfect matching is in quasi-NC”. In: *Proceedings of the 48th Annual ACM SIGACT Symposium on Theory of Computing*. ACM. 2016, pp. 754–763.
- [GL99] Anna Galluccio and Martin Loeb. “On the theory of Pfaffian orientations. I. Perfect matchings and permanents”. In: *Electron. J. combin* 6.1 (1999), R6.
- [GT16] Rohit Gurjar and Thomas Thierauf. “Linear Matroid Intersection is in quasi-NC”. In: *Electronic Colloquium on Computational Complexity (ECCC)*. Vol. 23. 2016, p. 182.
- [GTV17] Rohit Gurjar, Thomas Thierauf, and Nisheeth K Vishnoi. “Isolating a Vertex via Lattices: Polytopes with Totally Unimodular Faces”. In: *arXiv preprint arXiv:1708.02222* (2017).

- [Joh87] Donald B Johnson. “Parallel algorithms for minimum cuts and maximum flows in planar networks”. In: *Journal of the ACM (JACM)* 34.4 (1987), pp. 950–967.
- [Kas] PW Kasteleyn. *Graph theory and crystal physics*. 1967 *Graph Theory and Theoretical Physics* pp. 43–110.
- [KUW85] Richard M Karp, Eli Upfal, and Avi Wigderson. “Are search and decision programs computationally equivalent?” In: *Proceedings of the seventeenth annual ACM symposium on Theory of computing*. ACM. 1985, pp. 464–475.
- [KUW86] Richard M Karp, Eli Upfal, and Avi Wigderson. “Constructing a perfect matching is in random NC”. In: *Combinatorica* 6.1 (1986), pp. 35–48.
- [Lov79] László Lovász. “On determinants, matchings, and random algorithms.” In: *FCT*. Vol. 79. 1979, pp. 565–574.
- [Lub86] Michael Luby. “A simple parallel algorithm for the maximal independent set problem”. In: *SIAM journal on computing* 15.4 (1986), pp. 1036–1053.
- [MN89] Gary L Miller and Joseph Naor. “Flow in planar graphs with multiple sources and sinks”. In: *Foundations of Computer Science, 1989., 30th Annual Symposium on*. IEEE. 1989, pp. 112–117.
- [MV00] Meena Mahajan and Kasturi R Varadarajan. “A new NC-algorithm for finding a perfect matching in bipartite planar and small genus graphs”. In: *Proceedings of the thirty-second annual ACM symposium on Theory of computing*. ACM. 2000, pp. 351–357.
- [MVB87] Ketan Mulmuley, Umesh V Vazirani, and Vijay V Vazirani. “Matching is as easy as matrix inversion”. In: *Combinatorica* 7.1 (1987), pp. 105–113.
- [PQ80] Jean-Claude Picard and Maurice Queyranne. “On the structure of all minimum cuts in a network and applications”. In: *Combinatorial Optimization II* (1980), pp. 8–16.
- [PR82] Manfred W Padberg and M Ram Rao. “Odd minimum cut-sets and b-matchings”. In: *Mathematics of Operations Research* 7.1 (1982), pp. 67–80.
- [PY82] Christos H Papadimitriou and Mihalis Yannakakis. “The complexity of restricted spanning tree problems”. In: *Journal of the ACM (JACM)* 29.2 (1982), pp. 285–309.
- [ST17] Ola Svensson and Jakub Tarnawski. “The Matching Problem in General Graphs is in Quasi-NC”. In: *arXiv preprint arXiv:1704.01929* (2017).
- [TV85] Robert E Tarjan and Uzi Vishkin. “An efficient parallel biconnectivity algorithm”. In: *SIAM Journal on Computing* 14.4 (1985), pp. 862–874.
- [Val79] Leslie G Valiant. “The complexity of computing the permanent”. In: *Theoretical computer science* 8.2 (1979), pp. 189–201.
- [Vaz89] Vijay V Vazirani. “NC algorithms for computing the number of perfect matchings in  $K_{3,3}$ -free graphs and related problems”. In: *Information and computation* 80.2 (1989), pp. 152–164.