

---

# A Petri Nets Model for Blockchain Analysis

ANDREA PINNA<sup>1</sup>, ROBERTO TONELLI<sup>1</sup>, MATTEO ORRÚ<sup>2</sup> AND  
MICHELE MARCHESI<sup>3</sup>

<sup>1</sup>*Department of Electrical and Electronic Engineering (DIEE),  
University of Cagliari,  
Piazza D'Armi, 09100 Cagliari, Italy.*

<sup>2</sup>*Computer Science Dept. — Technion - IIT  
Technion City, CS Taub Building,  
3200003 Haifa, Israel.*

<sup>3</sup>*Department of Mathematics and Computer Science,  
University of Cagliari,  
Via Ospedale 72, 09124 Cagliari, Italy.*

*Email: a.pinna@diee.unica.it, roberto.tonelli@dsf.unica.it, matteo.orrù@cs.technion.ac.il,  
marchesi@unica.it*

---

A Blockchain is a global shared infrastructure where cryptocurrency transactions among addresses are recorded, validated and made publicly available in a peer-to-peer network. To date the best known and important cryptocurrency is the bitcoin. In this paper we focus on this cryptocurrency and in particular on the modeling of the Bitcoin Blockchain by using the Petri Nets formalism. The proposed model allows us to quickly collect information about identities owning Bitcoin addresses and to recover measures and statistics on the Bitcoin network. By exploiting algebraic formalism, we reconstructed an Entities network associated to Blockchain transactions gathering together Bitcoin addresses into the single entity holding permits to manage Bitcoins held by those addresses. The model allows also to identify a set of behaviours typical of Bitcoin owners, like that of using an address only once, and to reconstruct chains for this behaviour together with the rate of firing. Our model is highly flexible and can easily be adapted to include different features of the Bitcoin crypto-currency system.

*Keywords: Blockchain; Petri Nets; Bitcoin; Cryptocurrency*

*Received 00 January 2009; revised 00 Month 2009*

---

## 1. INTRODUCTION

The *Bitcoin electronic cash system* was conceived in the 2008 by the scientist Satoshi Nakamoto [1] with the aim of producing digital coins whose control is distributed across the Internet, rather than owned by a central issuing authority, such as a government or a bank. It became fully operational on January 2009, when the first mining operation was completed, and since then it has constantly seen an increase in the number of users and miners.

At the beginning, the interest in the bitcoin digital currency was purely academic, and the exchanges in bitcoins were limited to a restricted elite of people more interested in the cryptography properties than in the real bitcoin value. Nowadays bitcoins are exchanged to buy and sell real goods and services as happens with traditional currencies.

The main distinctive feature introduced by the Bitcoin system is the Blockchain, that is a shared

infrastructure where all bitcoins transfer are recorded. Value transfer is called *transaction* and is an operation between users. To send and receive bitcoins, a user needs an alphanumeric code, called *address*. Address represents the users' account and to each address a private key is associated. No personal information is usually recorded in a Blockchain and for this reason Bitcoin protocol offers pseudo-anonymity. Different blockchains have been implemented so far and the technology often seems to work properly, even if most of them suffer from a lack of software engineering principles application in their development and deployment [3].

To date blockchain is the technology underlying Bitcoin, but is also the technology underlying other cryptocurrencies, such as Ethereum, Litecoin and MaidSafeCoin. By analyzing this technology we can obtain many statistical properties of its associated cryptocurrency network, as well as the typical behavior

of users, for example how users move bitcoins between their various accounts in order to preserve and reinforce their privacy.

In this paper, we introduce a novel approach, based on a Petri Net (PN) model to analyze the Blockchain. Using Petri Net we define a single useful model, a unique data structure, by which not only all main information about transactions and addresses are represented, as can be done using other approaches, but also the overall architecture and scheme of blockchain transactions are fully and natively implemented through a well known and powerful formalism.

We assume that each address corresponds to a place and each Bitcoin transaction corresponds to a transition in a Petri Net (also known as Place/Transition Net or P/T Net). The proposed model, called “Addresses Petri net”, allows to quickly collect information on the identities owning Bitcoin addresses and to recover measures and statistics on the Bitcoin network. We reconstruct an Entities network associated to Block Chain transactions gathering together Bitcoin addresses into the single entity holding permits to manage Bitcoins held by those addresses. In other words, the use of PN formalism easily allows us to construct first the “Addresses Petri Net”, and then the “Entities Petri Net”. Even if we analyzed only a few features of the bitcoin blockchain, our model perfectly fits blockchain behavior and features and can potentially be used to exploit the full behavior of this new technology and to perform statistical simulations on it.

There are a number of advantages in using PN as a model to investigate the Bitcoin transactions.

First of all, the well-defined algebraic model allows to manage straightforward algorithms to perform several structural analysis.

Second, it allows to represent natively the Blockchain transactions, providing an alternative graphical representation of the Blockchain scheme.

Finally, it opens up the possibility to perform dynamic simulations to forecast the future properties of the Bitcoin network. In fact the model allows the creation of higher level representations of the Bitcoin ledger, by grouping addresses in specific places and obtaining transition firing statistics.

The remaining of the paper is organized as follows. In Section 2 an overview of related works is reported, in Section 3 we illustrate the Bitcoin payment system, in Section 4 we describe our model. Specifically, Section 4.2 illustrates the Addresses Petri Net associated to Bitcoin addresses. Section 4.3 describes Entities Petri Net and the proposed algorithm used to infer from the Entities Petri Net, the Addresses Petri Net.

In Section 5 we illustrate the application of our model to the Bitcoin system and present the results. Finally, Section 6 presents the discussion and Section 7 concludes.

## 2. RELATED WORKS

In these last years, the unique features of Blockchain have attracted more and more researchers and several are the works that examined this shared data collection. Even if several papers focused on heuristics and algorithms in order to analyze and cluster Bitcoin addresses identifying network of users, no researcher focused on the analysis of the blockchain by modeling it within the framework of Petri Nets. This idea was carried on as the topic of the Ph.D. program of A. Pinna [2] and some preliminary results are reported in [4]. Consequently this section on related works will mainly focus on the works in literature which investigate blockchain technology, structure and properties from the point of view of dynamical networks.

Ron and Shamir [5] analyzed and measured the Blockchain up to the block number 180,000, from January 03th, 2009 to May 13th, 2012, by using a model called *transaction graph*. They analyzed the distribution of the number of transaction per address and introduced the concept of *entity* as a group of addresses of the same owner. They ran a variant of a Union-Find graph algorithm in order to find sets of addresses belonging to the same user. First, they constructed the transaction graph, the address graph, and then constructed the contracted transaction graph and the entity graph. Thanks to this entity graph, the authors determined various statistical properties of each entity, such as the distribution of the accumulated incoming bitcoins, the balance of bitcoins updated to May, 13th 2012, and the balance of the number of transactions per entity and per address. The authors obtained, for both the original and the clustered network (the entities network), some statistical properties which are typically encountered in complex networks [6, 7, 8, 9]. In addition they investigated the most active entities in the system.

In [5], the users’ common practice to move bitcoins between their various accounts (addresses) is tracked as a good practice to preserve and reinforce user’s anonymity.

As a preliminary result, the potentiality of the Petri Nets formalism for investigating users behavior has been discussed in [4]. That work focused on the identification of “disposable addresses” (addresses used just once).

Many other strategies adopted in order to preserve and reinforce users’ anonymity have been analyzed in literature. Some of these strategies improve the privacy and anonymity including mixing protocols, are discussed in CoinShuffle [10]. CoinJoin and CoinParty [11] investigated the use of anonymity networks obtained by using software like TOR. Biryukov et al. in [12] found countermeasures to block users who access in the Bitcoin network using Tor or other similar protocols. Reid and Harrigan [13] studied how an attacker could make a map of users’ coins movement tracing their addresses and gathering information from

others sources. They also focused in the topology of addresses network and transaction network, showing their properties of complex networks. These results can be compared to those reported in [14] for clustering other software networks. Androulaki *et al* [15] analyzed how users try to reinforce their anonymity in the Bitcoin system. In particular, they studied the technique of changing address and how this makes more complex the network.

Meiklejohn *et al.* [16] proposed an heuristic to recognize the changing addresses method, and to keep track of potential criminal users, thanks to information extracted from the Blockchain and from other sources, such as forums. They also tried to give a name to each address. Kondor *et al.* [17] focus on retrieving the Blockchain transaction network, studying its features over the time.

Recently, Lishke and Fabian [18] proposed an exploratory analysis of the Blockchain and of Bitcoin users. They studied the economy and main features of the Bitcoin cash system, but did not focus neither on the concept of "entity", nor on disposal addresses, as we do in this work. Their analysis revealed the major bitcoin businesses and markets, giving insights on the degree distribution (probability density function and complementary cumulative distribution function) of bitcoin transactions for several aggregations of time, businesses categories and country. These distributions revealed the existence of a scale-free network, and hence that Bitcoin network follows a power law distribution although not over the entire period. These results can be compared to those reported in [9] about the mechanism of power law distribution generation in similar technological networks and have also been replicated in this paper, where we found that the distributions of several investigated quantities follow a power-law very closely (see section 5 for details).

The surge of interest regarding Bitcoin led scientists to face several other topics, in addition to the Blockchain analysis, Cocco *et al.* in [19] presented an agent-based artificial cryptocurrency market in which heterogeneous agents buy or sell cryptocurrencies, in particular Bitcoins. The model proposed is able to reproduce some of the real statistical properties of the price returns observed in the Bitcoin real market. In [20] the same authors proposed an agent-based artificial cryptocurrency market in order to model the economy of the mining process. Starting from GPU's generation they reproduce some "stylized facts" found in real-time price series and some core aspects of the mining business.

Other works focus on security and privacy issues [21], cryptographic problems [22], social aspects of the Bitcoin users behavior [23, 24, 25] and on economic aspects and the implication of the cryptocurrency phenomenon, see for instance works [26].

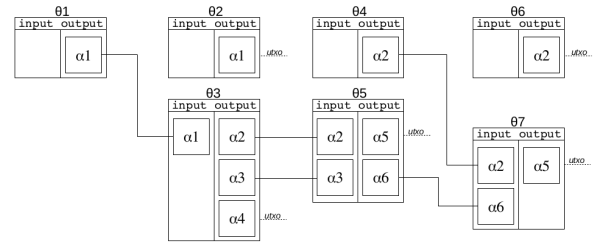


FIGURE 1. Simplified transaction schema.

### 3. THE BITCOIN CASH SYSTEM: AN OVERVIEW.

The Blockchain is a distributed and global database where all information about bitcoins' transactions are stored, but the term can also be used to denote the technology behind. It works as a public ledger which is composed of an ordered sequence of blocks. Blocks are validated and inserted into the chain and each block contains data about a variable number of validated transactions.

Bitcoin transactions originally represented value transfer of a cryptocurrency but they can be used to transfer any kind of information. Each transaction is composed by an input section and an output section, which report a list of addresses<sup>4</sup> and their associated values meaning bitcoins.

The information associated to each transaction in the Blockchain are characterized by:

- A list of inputs, each one containing one previous transaction;
- A non empty list of outputs (possibly coinciding with some inputs);
- The associated amounts to each output.

Users can own one or more addresses, and address creation is costless. Users' anonymity is preserved since the Blockchain stores only addresses, and neither user names nor other identity information are required to create an address.

Bitcoin clients (software which allow users to interact with the Bitcoin network) manage the addresses in *digital wallets*. Wallets store both public and private keys which are used to receive and to send payments.

Fig. 1 shows a simplified scheme of the interaction among transactions (called  $\theta_i$ ) and addresses (called  $\alpha_j$ ). In the figure seven transactions and six addresses are involved in the chains. The balance of bitcoins owned by users is associated to their own address,

<sup>4</sup>An alphanumeric string of 32 elements which can begin only with "1" or "4", e.g.

1JQfvFzfxU9kexSt7mHhcHX6fyBJ5A.

and it is equivalent to the total value of the *unspent transaction outputs* (i.e., *UTXOs*) that the address has received and not spent yet. Each square in the input section represents a spent transaction. Each square in the output section that is not connected to the input of another transaction, represents an *UTXO*. For example, the addresses  $\alpha_1, \alpha_2, \alpha_4$  and  $\alpha_5$  have one or more *UTXOs*, so their balance is not null.

Each transfer of bitcoins among users implies changes on the balances associated to the respective addresses, similarly to what happens with a traditional bank account. Transaction requests wait in a “pending” status in the peer-to-peer network until they are validated by miners, in order both to prevent frauds and to avoid double spending.

Technical details about the network implementation can be found in [1]. Briefly, users interact with the Bitcoin network through clients which establish a Internet connection with some other client.

Each client become a node of the peer-to-peer network and, potentially, each node of the Bitcoin system has the same importance of any other one. Nodes listen for transaction requests arriving from other nodes. A transaction between addresses can be accepted only if it satisfies the following constraints:

- The transaction’s inputs must correspond to the outputs of previous unspent transactions (*UTXO*) with same address and values;
- The transaction’s output total value must be less or equal to the total value of the inputs, with a possible difference being the transaction *fee*.

The validation procedure, called *mining*, is carried out by *miners* and consists in solving the (computationally hard) problem of determining an hash key starting with a given number of zeros (*nonce*) starting from a set of transactions requests as input. This hash key will be associated to the new *validated* block. In addition to transaction data, each new block contains several information such as the hash code of the previous block in the Blockchain, its height (its associated progressive number), and the IP address of the miner.

Mining the blocks is a competitive task which involves all the miners in the peer-to-peer network, which try to be the first to validate the next block. The first miner who is able to validate a new block<sup>5</sup> receives a reward in bitcoins (presently 12.5 BTC).

A special kind of nodes in the peer-to-peer network, called *full nodes*, check the new blocks, specifically their validity, also verifying that they respect the Bitcoin’s core consensus rules<sup>6</sup>. The difficulty of this computational problem is automatically adjusted by the network, from time to time, in order to maintain constant, on a statistical base, the release rate of the

new blocks (about a new one every ten minutes) and the consequent release of new Bitcoins.

In Fig. 1, we can identify the mining transactions. They are the transactions  $\theta_1, \theta_2, \theta_4$  and  $\theta_6$ , which are the transactions having their input section empty. Nowadays, miners are gathered in pools to optimize the computational effort and to make constant the incoming of pool members. The whole Bitcoin system can be seen as a special typology of financial system in which, according with its technical specification, everyone can be a trader. Real time financial instruments, made possible by cloud and grid computing[27] could aid users in that operations.

#### 4. THE MODEL: THE BLOCKCHAIN PETRI NET

The proposed model is based on the Petri Net formalism. Using the Petri Net formalism obtained a lightweight but useful representation of the Blockchain that we call the *Addresses Petri Net*. Petri Net is an oriented graph, made of two types of nodes, place and transitions, where each node can be connected only with a node of the other type. Also the Bitcoin Blockchain can be modeled as an oriented graph, made of two types of nodes, addresses and transactions, where the latter activate transfers of tokens between the former, and thus can be natively modeled by using the Petri Net formalism for places and transitions, respectively.

##### 4.1. Petri Nets: A brief introduction

A Petri Net [28] is a formalism to describe systems based on a bipartite graph with two kind of nodes called *places* and *transitions*. For this reason, Petri nets are also called *Place Transition nets (P/T nets)*. Connections between nodes are made by directed arcs. Each node can be only connected to nodes of the other type and there are two types of arcs: arcs ingoing into a transition, called *pre-arc*, and arcs outgoing from a transition, called *post-arc*.

One of the advantages of using Petri Nets is that they are also well described by an algebraic formalism. The formalism provides sets to define the nodes, and matrices to describe the arcs. A Petri Net  $N$  is a quadruple defined as described below.

DEFINITION 4.1.

$$N = (P, T, Pre, Post) \quad (1)$$

where

- $P = \{p_1, p_2, \dots, p_m\}$  is the set of  $m$  places,
- $T = \{t_1, t_2, \dots, t_n\}$  is the set of  $n$  transitions,
- $Pre : P \times T \rightarrow \mathbb{N}$  is the *Pre-incidence* function
- $Post : P \times T \rightarrow \mathbb{N}$  is the *Post-incidence* function.

<sup>5</sup>who become a part of the main branch of the Blockchain, after eliminating the forks using a consensus rule.

<sup>6</sup><https://en.bitcoin.it/wiki/Full-node>

*Pre* and *Post* incidence functions are usually defined by mean of matrices with dimension equal to  $m \times n$ . Each element of these matrices contains the number of arcs which connect places with transitions. The *Pre* matrix contains the numbers of ingoing (to transitions) arcs for each place-transition pair. Vice versa, each element of *Post* matrix is the number of outgoing arcs for each place-transition pair.

Petri nets are also a powerful formalism to describe discrete event systems, as is the case of blocks generation in the Blockchain. To model the state of a system, a marking  $M$  (i.e., a vector which defines the distribution of tokens in places) is needed. Transitions are aimed at modifying the marking of the system. Transitions absorb tokens from places connected with Pre-arcs and produce tokens for the places connected with Post-arcs, an operation called *firing* of a transition. Petri net and the associated initial marking form the Network system defined as  $\langle N, \mathbf{M}_0 \rangle$ , where  $\mathbf{M}_0$  is the initial marking. In this work we do not describe a specific state of the Blockchain so we do not need to define a marking.

## 4.2. Addresses Petri Net

In order to obtain the Petri net algebraic representation for the Blockchain we provide a set theory description of the two Blockchain elements involved, e.g., addresses and transactions.

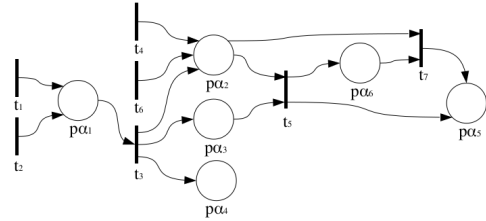
We denote  $\mathcal{A} = \{\alpha_1, \alpha_2, \dots, \alpha_m\}$  the finite set of  $m$  addresses  $\alpha$  registered either as inputs or outputs in the Blockchain, and with  $\Theta = \{\theta_1, \theta_2, \dots, \theta_n\}$  the set of  $n$  transactions  $\theta$  validated by the Blockchain.

Let  $N_\alpha = (P_\alpha, T, \mathbf{PreA}, \mathbf{PostA})$  be the network of addresses, where:

- $P_\alpha = \{p\alpha_1, p\alpha_2, \dots, p\alpha_m\}$  is the set of  $m$  places with each place  $p\alpha$  associated to one and only one address  $\alpha \in \mathcal{A}$ ;
- $T = \{t_1, t_2, \dots, t_n\}$  is the set of  $n$  transitions where each transition  $t$  is associated to one and only one transaction  $\theta \in \Theta$ ;
- **PreA**: is the *pre-incidence* matrix;
- **PostA**: is the *post-incidence* matrix.

The sets  $P_\alpha$  and  $T$  can be recovered by browsing all the addresses and transactions validated in the Blockchain, which are publicly available, and inserting a new place every time a new address is found, and a new transition every time a new bitcoin transaction is encountered.

In order to build the matrices **PreA** and **PostA** let us consider one transaction  $\theta$  in the Blockchain and the associated transition  $t$ . In the Blockchain, a transaction  $\theta$  consists in a set of input and output addresses with the associated amounts in bitcoin. We denote by  $In(\theta) \subseteq \mathcal{A}$



**FIGURE 2.** Addresses Petri Net equivalent to the simplified transaction chains in Fig. 1

$$\mathbf{PreA} = \begin{matrix} \begin{bmatrix} 0 & 0 & 1 & 0 & 0 & 0 & 0 \\ 0 & 0 & 0 & 0 & 1 & 0 & 1 \\ 0 & 0 & 0 & 0 & 1 & 0 & 0 \\ 0 & 0 & 0 & 0 & 0 & 0 & 0 \\ 0 & 0 & 0 & 0 & 0 & 0 & 0 \\ 0 & 0 & 0 & 0 & 0 & 0 & 1 \end{bmatrix} & \begin{matrix} p\alpha_1 \\ p\alpha_2 \\ p\alpha_3 \\ p\alpha_4 \\ p\alpha_5 \\ p\alpha_6 \end{matrix} \\ t_1 & t_2 & t_3 & t_4 & t_5 & t_6 & t_7 \end{matrix}$$

**FIGURE 3.** Pre-incidence matrix of the Petri net for the example in Fig. 1.

the set of input addresses, and by  $Out(\theta) \subseteq \mathcal{A}$  the outputs set. For each address  $\alpha \in In(\theta)$  we consider its associated place  $p\alpha$  and we add a *pre-arc* leaving from  $p\alpha$  and arriving to the transition  $t$  associated to  $\theta$ . At the same time, for each address  $\alpha \in Out(\theta)$  we add a *post-arc* leaving from transition  $t$  associated to  $\theta$  and arriving to the place  $p\alpha$  associated to  $\alpha$ . For each couple  $(p\alpha, t)$  to which a *pre-arc* has been added we set  $\mathbf{PreA}(p\alpha, t) = 1$ , while for each couple  $(p\alpha, t)$  to which a *post-arc* has been added we set  $\mathbf{PostA}(p\alpha, t) = 1$ .

This model does not carry all the information available in the Blockchain (e.g. transactions amounts) and so it cannot completely represent Blockchain's behavior and properties. However, in contrast with the methodologies used in other works, in which different models were applied in order to analyze the Blockchain overloading the analysis, our approach natively represents the Blockchain structure and dynamics and includes into one single model and into one single data structure different features and properties of the Blockchain.

Consider for instance the simplified transaction chains in Fig. 1. There are seven transaction and six places. The equivalent Address Petri Net is composed by six places and seven transitions. The graphical representation is shown in Fig. 2. This Net is defined by a set of places  $P_\alpha = \{p\alpha_1, p\alpha_2, \dots, p\alpha_6\}$ , a set of transactions  $T = \{t_1, t_2, \dots, t_7\}$  and by the *pre-* and *post-incidence* matrices **PreA** and **PostA**, shown in Fig. 3 and 4.

These matrices can be straightforwardly used to perform several analysis of the network. For example, we can compute the difference between *post* and *pre-*

$$\mathbf{PostA} = \begin{array}{cccccccc} \left[ \begin{array}{cccccccc} 1 & 1 & 0 & 0 & 0 & 0 & 0 & 0 \\ 0 & 0 & 1 & 1 & 0 & 1 & 0 & 0 \\ 0 & 0 & 1 & 0 & 0 & 0 & 0 & 0 \\ 0 & 0 & 1 & 0 & 0 & 0 & 0 & 0 \\ 0 & 0 & 0 & 0 & 1 & 0 & 1 & 0 \\ 0 & 0 & 0 & 0 & 1 & 0 & 0 & 0 \end{array} \right] & \begin{array}{l} p\alpha_1 \\ p\alpha_2 \\ p\alpha_3 \\ p\alpha_4 \\ p\alpha_5 \\ p\alpha_6 \end{array} \\ t_1 & t_2 & t_3 & t_4 & t_5 & t_6 & t_7 & \end{array}$$

**FIGURE 4.** Post-incident matrix of the Petri Net for the example in Fig. 1.

*incidence* matrices and consider one of its row. The number of not null elements in such row is equal to the number of UTXO contained in the address related to the place corresponding to the row. This number must be greater than or equal to zero, and if it is equal to zero the balance of the associated address is null.

In addition, we can easily compute the number of times that an address appears as input in a transaction. In fact, all the not-zero elements of the row  $i$  of the matrix  $\mathbf{PreA}$  provide the number of times the address  $\alpha$  corresponding to the place  $p\alpha = i$  has been the input of a transaction.

As other example we consider the case of different transactions occurring in different moments which share the same input set and the same output set. Using our model, these transactions can be represented with only one transition, which is characterized by a firing clock. This feature, along with the creation of the entities net, can be useful to enable a dynamical and high level analysis of the Bitcoin system. We will show in the following that our model allows to easily detect such sets of transactions.

#### 4.3. Entities Petri Net and algorithm to manage them

It is quite common for Bitcoin users to hold more than one address in order to manage bitcoin exchanges and anonymity more easily. As in [5] we define an *entity* as the person, the organization, the group of people, or the firm that hold the control of the bitcoins associated to a set of addresses. All addresses appearing in an input section of a single transaction must be owned by the same entity. This is because, in order to activate the bitcoin transfers from those addresses, the same entity must hold all the private keys of all corresponding wallets

In order to build the Entities Petri Net  $N_e$  we associated each entity to a collection of addresses, associating places  $p\epsilon \in P_e$  in  $N_e$  to a set of places  $p\alpha$  of  $N_\alpha$ . We denote by  $E = \{\epsilon_1, \epsilon_2, \dots, \epsilon_k\}$  the set of *entities* where each *entity*  $\epsilon \in E$  is a finite set of addresses such that  $\epsilon \subseteq \mathcal{A}$ .

The matrix  $\mathbf{PreA}$  has  $m$  rows, one for each place, and  $n$  columns, one for each transition. Given a transition  $t$  we consider the array  $\mathbf{PreA}(\cdot, t)$  which is the column of

Let be  $T^* = T$  the set of unexplored transitions and  $E = \emptyset$  the set of entities.

- while  $T^* \neq \emptyset$ 
  1. take a  $t : t \in T^*$  and remove this from  $T^*$
  2. let  $e = \emptyset$
  3. for all  $i : \mathbf{PreA}(p_i, t) \neq 0$  do  $e = e \cup \{p_i\}$
  4. let  $e^* = e$  the set of unexplored places
  5. while  $e^* \neq \emptyset$ 
    - (a) take a place  $p \in e^*$
    - (b) let  $T' = \emptyset$
    - (c) for all  $j : \mathbf{PreA}(p, t_j) \neq 0$  do  $T' = T' \cup \{t_j\}$
    - (d) for all  $t' \in T'$ 
      - i. let  $e_{new} = \emptyset$
      - ii. for all  $h : \mathbf{PreA}(p_h, t') \neq 0$  do  $e_{new} = e_{new} \cup \{p_h\}$  endfor
      - iii.  $e = e \cup e_{new}$  and  $e^* = e^* \cup e_{new}$
      - iv.  $e^* = e^* \setminus p$
      - v.  $T^* = T^* \setminus t'$
  - endifor
  - endwhile
  6.  $E = E \cup e$
- endwhile

**FIGURE 5.** Algorithm used to compute the set  $E$  of entities.

$\mathbf{PreA}$  with index  $t$ . Its non zero elements correspond to places  $p\alpha$  with  $\mathbf{PreA}(p\alpha, t) = 1$ , namely places with outgoing arcs *pre-arc* towards transition  $t$ . These places  $p\alpha$  correspond to input addresses  $\alpha \in In(\theta)$ , for the transaction  $\theta$  corresponding to transition  $t$ . As a consequence, all these places belong to one single entity  $\epsilon \in E$ .

It is also possible that a given address appears in two or more input sections, together with other addresses. In this case, the entity must be composed by all the addresses in these input sections.

To build the Entities Petri Net,  $E$ , we applied the following algorithm.

We denote *unexplored place*, every place which is an element of the current entity, but is not yet processed. In fact, in order to find other places to be inserted into the current entity  $e$ , each unexplored place must be processed as in step 5. In this step, all the other places  $p_h$  element of  $e$  are found.

Each  $e \in E$  is a set of places of the Addresses Petri Net or, equivalently, is the representation of a set of addresses that compose an entity.

The algorithm creates the set  $E$  of entities. The correctness of the algorithm can be discussed analyzing

Entity in $E$	Places
$e_1$	$\{p\alpha_1\}$
$e_2$	$\{p\alpha_2, p\alpha_3, p\alpha_6\}$
$e_3$	$\{p\alpha_4\}$
$e_4$	$\{p\alpha_5\}$

TABLE 1: Entity in the Entities Petri Net of the simplified transaction chains in Fig. 1.

$$\mathbf{PreE} = \begin{matrix} \begin{bmatrix} 0 & 0 & 1 & 0 & 0 & 0 & 0 \\ 0 & 0 & 0 & 0 & 2 & 0 & 2 \\ 0 & 0 & 0 & 0 & 0 & 0 & 0 \\ 0 & 0 & 0 & 0 & 0 & 0 & 0 \end{bmatrix} & \begin{matrix} p\epsilon_1 \\ p\epsilon_2 \\ p\epsilon_3 \\ p\epsilon_4 \end{matrix} \\ \begin{matrix} t_1 & t_2 & t_3 & t_4 & t_5 & t_6 & t_7 \end{matrix} & \end{matrix}$$

FIGURE 6. Pre-incidence matrix of the Entities Petri Net for the simplified transaction chains in Fig. 1.

the two requirements: the finite number of iterations and the correctness of the solution. Firstly, the number of iterations is limited by the number of transitions. In fact, the set of unexplored transitions will be emptied every time a transition will be examined. In particular, both in step 1 and in step 5.d.v. a transition is removed from  $T^*$ . Regarding the second point, because place determination occurs by evaluating the *pre-arcs* connected to each transition, entities are correctly created and populated. Furthermore, it is possible to check that the resulting entities form mutually disjoint sets and that the result of the entities' union contains all the places of the Addresses Petri net.

We can define  $N_\epsilon$ , the Entity Petri Net, as  $N_\epsilon = (P_\epsilon, T, \mathbf{PreE}, \mathbf{PostE})$ , where  $P_\epsilon$  is the set of places that are associated one to one with elements of the entities set  $E$ .

The definition includes the set  $T$  of transitions. This is the same that we have in the Addresses Petri Net.

In order to compute  $\mathbf{PreE}$  and  $\mathbf{PostE}$  rows, we take every entity  $e \in E$ . Given an entity  $e$ , we first extract from  $\mathbf{PreA}$  and then from  $\mathbf{PostE}$  the rows corresponding to every place  $p_\alpha \in e$ . Then, for each matrix, we sum these rows together. In this way, we obtain one new row for both  $\mathbf{PreE}$  and  $\mathbf{PostE}$ , corresponding to the entity  $e$ .

For instance, looking at the Address Petri Net in Fig. 2 and at the  $\mathbf{PreA}$  matrix, we recognize that places  $p\alpha_2, p\alpha_3$  and  $p\alpha_6$  can be joined to an entity, and that hence their related addresses  $\alpha_2, \alpha_3, \alpha_6$  are owned by the same person. In total four entities are recognized as described in Table 1.

To each entity, a place  $p\epsilon \in P_\epsilon$  is then associated. In the following tables,  $\mathbf{PreE}$  and  $\mathbf{PostE}$  of the example resulting Entities Petri Net are shown in Fig. 6 and 7. In Fig 8, the graphic representation of the Entities Petri net is shown.

$$\mathbf{PostE} = \begin{matrix} \begin{bmatrix} 1 & 1 & 0 & 0 & 0 & 0 & 0 \\ 0 & 0 & 2 & 1 & 1 & 1 & 0 \\ 0 & 0 & 1 & 0 & 0 & 0 & 0 \\ 0 & 0 & 0 & 0 & 1 & 0 & 1 \end{bmatrix} & \begin{matrix} p\epsilon_1 \\ p\epsilon_2 \\ p\epsilon_3 \\ p\epsilon_4 \end{matrix} \\ \begin{matrix} t_1 & t_2 & t_3 & t_4 & t_5 & t_6 & t_7 \end{matrix} & \end{matrix}$$

FIGURE 7. Post-incidence matrix of the Entities Petri Net for the simplified transaction chains in Fig. 1.

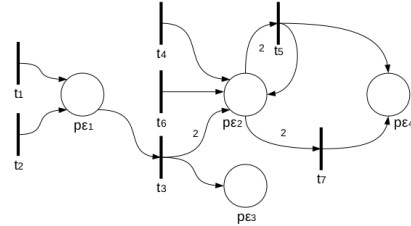


FIGURE 8. The Entities Petri Net of the simplified transaction chains in Fig.1

## 5. RESULTS

Blockchain can be explored mainly using two approaches. The first consists in downloading all binary data from the peer-to-peer network, and in identifying transactions, addresses and other information by using protocol instructions. The second one consists in exploring specific websites where the decoded Blockchain is shown, and application interfaces or other utilities, are provided to explore it. We followed the second approach and downloaded blocks as formatted JSON files from the website *blockchain.info*.

We parsed the first 180,000 blocks in the Blockchain, corresponding to a period of about three and half years, from January 2009 to March 2012, in order to compare our results with those in [5].

The data processing performed in this work is carried on in steps as shown in Fig. 9. All implementations are made with R language and RStudio IDE.

The analyzed portion of Blockchain was processed without specific hardware resources and processing time to elaborate the first 180,000 blocks has been about 250 hours long. The average time required to compute a block is 5 seconds. The single block computation time depends on the number of addresses contained in it, considering every address in input or in output of a transaction. The procedure requires about ten seconds to elaborate eight addresses and does not increase significantly even when matrices become larger.

The situation has quite changed for blocks validated in subsequent periods. Currently a block contains about three thousand addresses and the time to compute it using our Petri Nets modeling is about six minutes long. Generally the time to elaborate an addresses is larger if the address has not yet been found and the search algorithm must add it into the matrices.

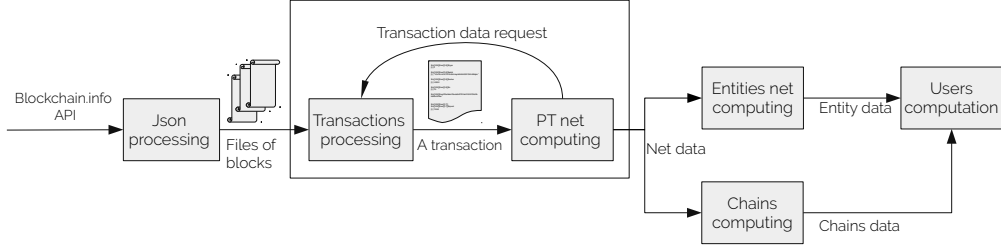


FIGURE 9. Diagram of the data processing path for the study of Blockchain

The downloaded JSON files, elaborated and saved in a R structure, occupies 2.8GB and after the elaboration the addresses Petri net occupies about 800MB in RAM. Saving corresponding data in a Rdata file, it occupies about 40MB.

### 5.1. Results of the Addresses Petri net

We found 3,730,480 different addresses and 3,142,019 transactions, which in our model correspond to the number of rows and columns of matrices **PreA** or **PostA**. We associated the addresses to the corresponding places in the set  $P_\alpha$  in the Petri Net  $N_\alpha$ . From the analysis of the matrices **PreA** and **PostA**, simply counting the non zero elements, we found 4.575.888 *pre-arcs* and 7.352.494 *post-arcs* in total. The number of non zero elements  $L(i)$  on the corresponding row of **PreA**( $pa_i, \cdot$ ) represents the number of transitions occurring from the place  $pa_i$  through a *pre-arc*. The number of non zero elements  $L(i)$  in the row **PostA**( $pa_i, \cdot$ ) represents the number of transitions connected to the place  $pa_i$  through a *post-arc*. Using this formalism our model easily takes into account the total number of bitcoin transactions in input and output of each address.

Figures 10 and 11 report the Complementary Cumulative Distribution Functions (CCDF) defined as the probability  $P$  that  $P(L) > x$ , where  $L$  is defined as the number of non-zero elements in the matrices **PreA** and **PostA** respectively.

The figures show an uneven distribution of *in* and *out* transactions among addresses so that there are many addresses with few transactions and relatively few addresses with many transactions, displaying a typical power-law distribution. Such distribution has been straightforwardly recovered using the Petri Nets formalism.

In table 2 we report the ten most used addresses, found summing up the number of non zero elements in **PreA** rows to that of non zero elements in **PostA** rows.

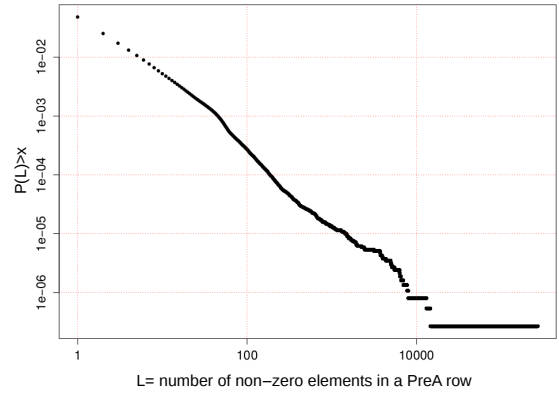


FIGURE 10. CCDF of the length  $L$  for *PreA*.

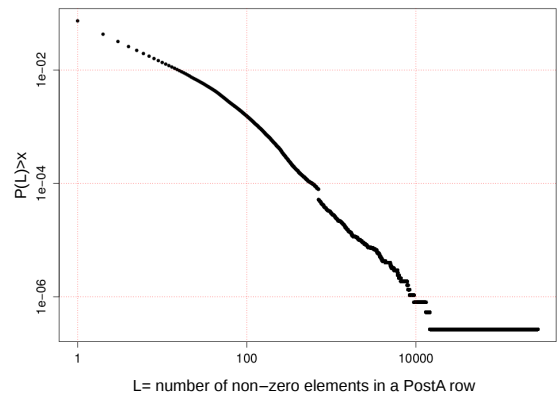


FIGURE 11. CCDF of the length  $L$  for *PostA*.

Our analysis identifies also 609,295 addresses with only zeros in **PreA** rows, and at least one non null element in **PostA** rows, namely 609,295 addresses never used to spend (until the 180,000 block), but only to accumulate. Part of them are still unused up to today. Table 3 reports the first ten ranked by the number of *post-arcs*, namely the number of incoming transactions, and shows their current balances, as checked from



blockchain.info: four of these (row 1,7,8 and 9 in the tab) are never used again, and can be called *dormant*. Their balance can be quite high, since they've been used like sort of bitcoin deposits.

In order to analyze users practices for preserving anonymity, we focused on recognizing chains of transaction where *disposable addresses* are involved. As already mentioned, a disposable address is an address used only two times: one time to receive bitcoins and one time to give away all these bitcoins. Transactions which involve disposable addresses have only a disposable address in the input section and one disposable address in the output section, together with other addresses. Usually, in the output section only two addresses in total are present. This practice is commonly used and can be performed automatically. Users who adopt it, usually give rise a long chain of transactions without waiting for confirmation.

With our model, *disposable addresses* and their chains can be easily traced analyzing **PreA** and **PostA** matrices. To identify the involved transactions we identified the correspondent transitions having only a pre-arc and two post-arc in the Addresses Petri Net. These are transitions that correspond to columns of **PreA** having only one non zero element and to columns of **PostA** having two non zero elements but in different rows.

Disposable addresses are likewise identified through the correspondents places.

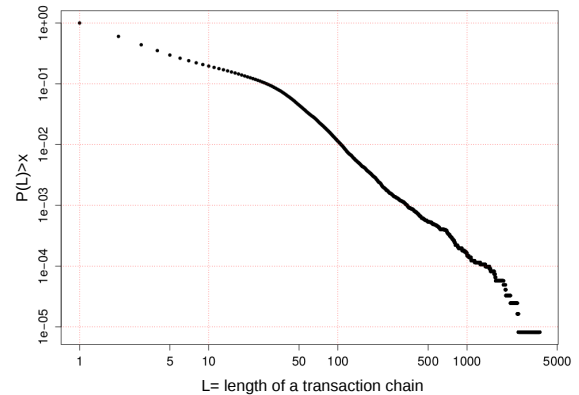
Give a place, the correspondent row of the Pre and Post matrices must have one and only one non zero element.

Under these conditions, it is possible that an Address Petri net transition becomes a cyclic transition in the Entities Petri net. In fact, in this case, output addresses and input addresses of the associated transaction are ascribed to the same entity. This indicated that the owner of the transaction wanted to move coins between addresses in his possession.

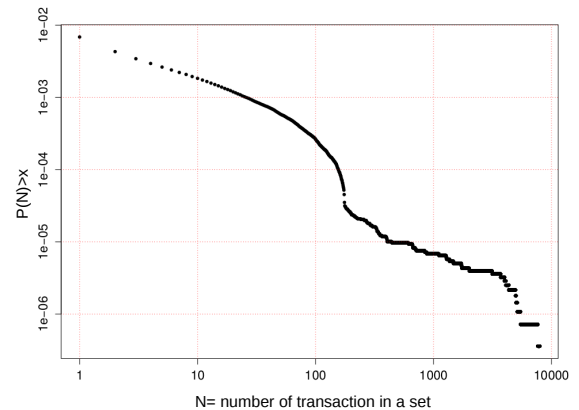
The algorithm developed to build the chains of this kind of transitions is described in detail in Appendix A. Applying this algorithm we found 122,155 disposable address chains, involving 1,350,010 different addresses and transactions. Figure 12 reports the CCDF of the chains lengths, showing that these are unevenly distributed, with the longest chain counting 3,658 transactions.

We also counted how many times users repeat the same transaction in terms of the same set of addresses in input section and the same set of addresses in output section. In our model identifying these repetitions is trivial. When two or more transactions involve identical sets of addresses in input and output, the corresponding transitions are connected with the same places both in pre and in post matrices.

In fact, taking the matrix  $\mathbf{PA} = (\mathbf{PreA}, \mathbf{PostA})$ , in which the two matrices are concatenated in column,



**FIGURE 12.** CCDF of the distribution of the length of the chains.



**FIGURE 13.** CCDF of the size  $L$  of grouped transaction set for the address net

for each column  $t_j$  it is possible to check the existence of other identical columns.

We found that about 11% of transactions are a repetition of another one. These represent repeated transfer of bitcoins from one group of addresses to another group of addresses where the two groups are always the same, revealing steady fluxes of bitcoins. Figure 13 reports the CCDF for the sizes of these groups of repeated transactions.

## 5.2. Results of the Entities Petri Net

The reducing algorithm discussed in section 4.3 is applied to the Addresses Petri Net in order to recover the corresponding Entities Petri Net. Among the owners, we found that 2,461,010 entities hold all the 3,730,480 addresses, and the distribution of addresses among entities is highly not uniform. Figure 14 shows that also such distribution follows a power-law very closely. This means that there are many entities holding

Address	L pre	L post	tags
1VayNert3x1KzbpzMGt2qdqrAThiRovi8	270,204	275,398	deepbit.net
1dice8EMZmqKvrGE4Qc9bUFf9PX3xaYDp	14,606	14,605	SatoshiDICE 48%
1dice97ECuByXAvqXpaYzSaQuPVvrtmz6	13,137	13,124	SatoshiDICE 50%
159FTr7Gjs2Qbj4Q5q29cvmchhqymQA7of	8,016	8,425	- spammer ? -
1CDysWzQ5Z4hMLhsj4AKAEFwrgXRC8DqRN	6,382	9,501	Instawallet
1E29AKE7Lh1xW4ujHotoT4JVdADdRPJnWu	7,761	8,079	- unknow -
15VjRaDX9zpbA8LVnbcAFzrVzN7ixHNsC	6,999	7,888	faucet donation
15ArtCgi3wmpQAafYx4riaFmo4prJA4VsK	6,578	6,622	faucet donation
1dice9wcMu5hLF4g81u8nioL5mmSHTApw	6,318	6,306	SatoshiDICE 73%
1Bw1hpkUrTKRmrwJBGdZTenoFeX63zrq33	5,498	5,498	- unknow -

TABLE 2: Summary of first 10 most used addresses

Address	L post	current balance BTC
15S1TFtosxrgZxkqJR2n1AFJ22ZJE2rTCk	3,853	120.85215349
1PtnGiNvhAKbuUQ6nZ7nF3CDKCKGfeMsCX	1,199	0
129FTwWoi5H5ujasMZ6M6VjJzBJfsXVQGw	1,138	0.78425567
1FN9kKsZA9XttrAuwDDgsXjs6CXUR2fzmt	1,111	0
1DYvtKtZ2Ay9vTjzjb9BiRauMgXdjRDaD	973	14.5601
1STRonGxnFTeJiA7pgyneKknR29AwBM77	949	1.79274504
1Q3nqtUzBp6jw7opi674Pyfgu4MUmVRdrk	861	16.31551365
1Hh3eNNqR8MajEtDfvUF3hoxgf8CuUXVwY	819	257.32881319
14sx4sFdUE9YDpJ9XbD6xAUEKPKvc8QHq2	811	59.56546509
17igtzSD39ZAapsut2DQTTKFyqSp7CToMq	809	0

TABLE 3: Summary of first 10 most imbalanced addresses

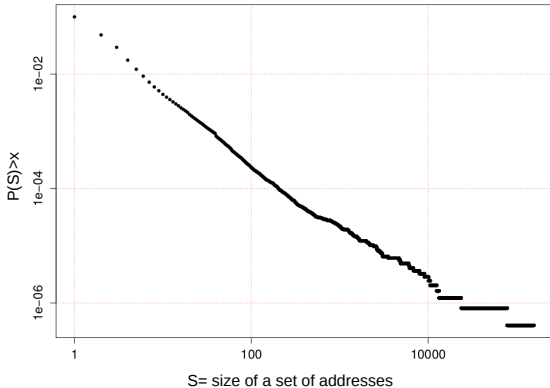


FIGURE 14. CCDF of the distribution of addresses across entities.

a single address but also a few entities controlling very many addresses, and thus able to control a great fraction of the bitcoins flux transactions.

There are only 246,660 entities containing two or more addresses and these contains 1,516,130 addresses. The number of non null elements in the rows of matrices **PreE** and **PostE** for the Entities Petri Net is reported in Figure 15 and 16 respectively. This corresponds the number of transactions where the entities are

involved. They clearly show a power-law distribution for transactions among the entities.

In Tab. 4 we report the ten most used entities, found summing up the number of non zero elements in **PreE** rows to that of non zero elements in **PostE** rows. Their balances can be computed summing the balances of all addresses belonging to the corresponding entity and are owned by a single user.

Like for the Addresses Petri Net, we computed groups of repeated transitions for the Entities Petri Net. We found that about 22.6% of transactions are a repetition of another one occurred among the same entities in input and in output. This information allows to identify steady fluxes of bitcoins at the owners level. Figure 17 reports the CCDF for the sizes of these groups of repeated transactions.

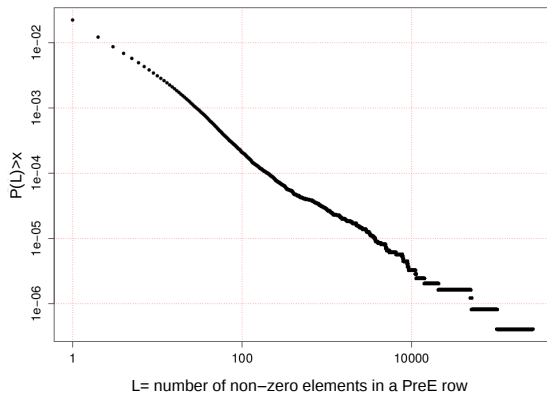
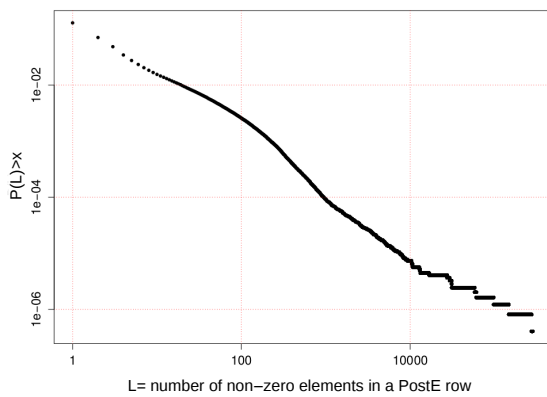
## 6. DISCUSSION

The Petri Net formalism can be natively used to infer many information and features about Bitcoin users and the Blockchain. We used the Petri Net model to gather together group of addresses (as entities or groups of disposable addresses) trying to associate an identity to each group. We also estimated how many users have been actually involved in the first three years and half of Bitcoin activity.

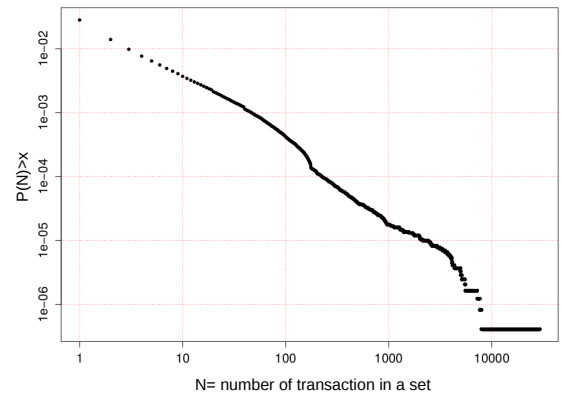
Analyzing the entities we found that 1,516,130

Entity number	L pre	L post	size	tags
95237	270,204	275,398	2	deepbit.net
2	102,186	283,973	156,725	ilovethebtc
37	51,228	147,712	78,251	jmm5699
11	49,959	97,732	10,37	- unknow -
130	20,857	58,350	23,649	Instawallet
66437	14,219	60,868	13,289	Rai, Dread88
42	9,268	31,147	10,561	Quip, iosp and other
37598	8,923	31,004	12,520	generalfault, safetyvest.com
220	11,133	27,487	9,093	zephram
1503	9,044	29,400	10,116	folk.uio.no/vegardno

TABLE 4: Summary of first 10 most active entities

FIGURE 15. CCDF of the length  $L$  for  $PreE$ .FIGURE 16. CCDF of the length  $L$  for  $PostE$ .

addresses are controlled by 246,660 owners at most. With our model we were able to trace transactions chains whenever disposable addresses are involved. Each chain holds addresses belonging to one owner, but one owner may control more than one chain. So, according to our results, the 1,350,010 addresses involved are owned at most by 122,155 owners. Using *pre* and *post* matrices we found that 609,295 addresses are used only as output of bitcoin transactions and are

FIGURE 17. CCDF of the size  $L$  of grouped transaction set for the Entity Petri Net net

not involved in entities or chains. These three facts, enable us to estimate a threshold for the number of different Owners or users in the Bitcoin system. We compute that there were 368,815 *engaged* (or expert) owners that adopted disposable addresses practice or used two or more addresses in their operations. The addresses of such owners are involved in the 72,6% of transactions. We suppose that the 609,295 addresses that appear only in output are used by some *engaged* owners for the purpose of bitcoin depositing. Finally, the 255,045 remaining addresses are owned by occasional users. Furthermore we tried to associate an identity to addresses showed in Tab. 2 and to entities showed in Tab. 4.

Information about these addresses can be found on the Internet, in particular on blockchain explorer websites like *blockchain.info*, or specialized forums like *bitcointalk.org*. Some of them are made more easily recognizable by attributing a *tag*. Take the case of the most used address we found, which appears 270,204 times as the input of a transaction. We were able to recognize that it belongs to a (now closed) Bitcoin *pool* which was called *DeepBit*.

Another example regards the most used entity in

output that includes 156,725 addresses and regroup the 4.2% of the total number of addresses. Searching on the Internet some of its addresses, we found out that who manages this entity has used varied tags, such as *ilovethebtc*, *mikeo*, *FredericBastiat*, *edgeworth*, etc.<sup>7</sup> Several addresses in that entity have no tag.

From all the reported CCDFs it is clear that all the distributions are characterized by a strongly uneven amount of transactions across the addresses, either for pre and post transactions. This means that there are many addresses where the bitcoins are hardly exchanged, and few addresses where the rate of bitcoin exchange is particularly high. This analysis can be helpful for identifying addresses which are used by pool of miners. In fact, when miners join together in a pool to share computational facilities for mining operations, they need to define a common address where the mining rewards is accounted to. Then they need to redistribute the amount of gained bitcoins among all the pool users. As a consequence the address will be affected by a number of transitions in the corresponding Petri Net as large as the pool's size.

Finally, since we analyzed a limited window of 180,000 blocks, the amount of transitions found in the matrices are also a signature of the average rate of Bitcoin transferred between different entities and such rate can be used to infer information on the organizations which can manage massive Bitcoin transfers.

### 6.1. Advantages of the PT modeling

In this section we discuss the motivations for preferring the PT formalism in modeling the bitcoin transactions on the blockchain (as well as other possible transactions) and describe the intrinsic advantages carried by this formalism. Part of this discussion will include proposals for further research.

First, PT formalism allows for the "non determinism criteria" in the system's dynamics. Such criteria accounts for respecting the locality principle in the system's evolution. In other words, PT nets formalism natively includes independence between events generated by enabled transactions so that one enabled transaction can occur regardless the occurrence of other transactions for any given marking. Once an (or a set of) enabled transaction occurs the new marking has to be evaluated in order to understand which transactions are enabled in the new marking.

Such formalism perfectly fits into the blockchain transactions system where only transactions with non null UTXO are "enabled" and can occur, and their occurrence is independent from other

transactions occurrence. A transaction occurrence is not deterministic and depends not only by the owner decision of sending bitcoin to another address, but also on the winning miners and on the probability that such transaction is included into the block validated by the hashing mechanism, which in turn has a different probability depending on the fee the owner accepts to pay. In such model enabled transactions natively correspond to UTXO and the marking corresponds to the set of all UTXO determined by the last block validated. The validation of a new block, where transactions are included in an independent fashion, determines a new "marking" of the bitcoin PT net with a renewed set of UTXO. This enabling mechanism is hardly accounted for using a simple bipartite graph or a matrix representation for the bitcoin network and its transactions, even if many properties illustrated in this paper can be recovered by using such representations. The advantage of the PT nets formalism is that it natively includes such features.

The second aspect we discuss is related to simulation modeling which allows to analyze systems dynamics and which is a typical advantage provided by the PT nets formalism. Differently from bipartite graphs, which account for a static analysis, PT nets formalism includes systems dynamics and allows for non deterministic system's dynamics modeling. In fact in PT simultaneous transactions can occur provided they are not in conflict. Again this is a characterizing feature of bitcoin transactions dynamics where many non conflicting transfers of bitcoin between addresses can be included into the same validated block in the blockchain. Conflicting transactions, like for example double spending, are controlled and not allowed. Furthermore PT nets can include into the dynamics modeling priorities between transactions and this can be used in a statistical modeling of the different probabilities the bitcoin transactions have to occur depending on the fee the owner accepts to pay.

A third feature natively included into the PT nets formalism is the sequence of transactions: two transactions  $t_1$  and  $t_2$  are in a sequence if  $t_1$  precedes  $t_2$  with  $t_1$  enabled and  $t_2$  not enabled for a given marking, and when the occurrence of  $t_1$  enables  $t_2$  in the new marking. The bitcoin transactions network natively contains sequences of transactions, like for example the sequences of UTXO generated into a single chain of disposable addresses monitored in our work and used for preserving bitcoin anonymity. Once again sequences of transactions can hardly accounted for using different representations, like bipartite graphs or matrices, without inserting ad hoc constraints into such representations.

Another important advantage is that PT nets formalism includes the possibility to set state equations for the evolution dynamics. Given an initial marking the state equation allows the determination of the new marking according to the rules fixed for choosing

<sup>7</sup>It is possible to find a portion of the addresses included in that entity, in the input section of a Bitcoin transaction, available on *blockchain.info* and reachable from this short link <http://tinyurl.com/ilovethebtc>. Some of them have a tag.

the enabled transaction that effectively occur. The rules can be chosen with great freedom (respecting network constraints) and in particular a stochastic or probabilistic approach can be used in order to simulate the evolution of the blockchain from a statistic point of view. For example, one of the future improvements the authors are presently working on is to collect statistics on the bitcoin fluxes between addresses paying attention to address clustered in entities, to addresses corresponding to exchanges and to addresses owned by miners pools, in order to assign transitions probabilities for bitcoin flux exchanges between such addresses to be used for choosing the enabled transactions to choose into the corresponding PT nets to make evolve its marking using a statistical approach. This will provide a set of possible future marking, each with its own probability of occurrence, which will correspond to future states of the blockchain. Such statistical modeling can provides hints on which addresses are going to get richer with a given probability, which pools of miners are going to exploit the future mining and at which rate and so on. The possibility of performing such a statistical simulation for the blockchain dynamics is straightforward within the PT nets model whilst is hardly accounted for using different approaches which are mainly static.

Last but not least, the formalism, through the use of pre and post matrices, allows to recover many different and independent results following straightforwardly from standard computations over the pre and post matrices associated to the blockchain transaction network. For example, counting the number of rows and columns of matrices **PreA** or **PostA** it is straightforward to find the number of addresses and transactions, or we can find bitcoin addresses never used to spend looking at addresses with only zeros in **PreA** rows and at least one non null element in **PostA** rows, or we can recover *disposable addresses* looking at transitions that correspond to columns of **PreA** having only one non zero element and to columns of **PostA** having two non zero elements but in different rows.

## 7. CONCLUSIONS

In this paper we introduced a novel approach, based on a Petri Net model to parse the Blockchain. Our purpose was to define a single useful model in which all main information about transactions and addresses are represented. Collecting the first 180 thousand blocks, we were able to associate a place for each address and a transition for each bitcoin transaction. Our Petri net includes *pre* and *post-incidence* matrices where all links between addresses and transactions are modeled.

We are aware about the limitation of computational problem of a matrix approach. The portion of Blockchain which we chosen was processed without specific hardware resources. Anyway, the current size of the Blockchain (over 480,000 blocks and the total

number of transaction is over 240 million) could not allow us to handle easily all the blocks information.

However, by using this model, we were able to pick out significant and original results. This formalism has proven powerful methodology for performing many kinds of measurements and analysis. Analyzing the number of pre and post arcs, we had proof of the presence of power-law like distributions. We made use of both incidence matrices for determining all transactions chains, identifying a typical *disposable addresses* usage by Bitcoin users. By measuring the chains' lengths, we found again power-law like distributions. We were also able to determine that some transactions involve the same group of address in input and in output. We gathered these transaction in sets and the size of such sets follow again a power-law like distribution. By reading information of *pre-incidence* matrix, we were able to identify the entities and we built the Entities Petri Net, repeating on such Petri net all the measures done for the Addresses Petri Net.

Furthermore, despite the current Blockchain size is about two order of magnitude greater than the size of the portion that we have studied, our approach can be adopted to study a specific portion of the Blockchain. For example starting from a specific set of addresses which we want to investigate and analyze. In fact, it is always possible to build the addresses Petri Net containing only the part of blockchain of interest.

On the basis of all the obtained results, we believe that our model can be used for studying a large set of other issues related to other systems based on Blockchain technology, such as Ethereum. Today, Ethereum attracts increasing attention and will be one of our future research topic.

## REFERENCES

- [1] Satoshi, N. (2009) Bitcoin: A Peer-to-Peer Electronic Cash System. Url: <http://www.bitcoin.org/bitcoin.pdf>.
- [2] A. Pinna, M. Marchesi, R. Tonelli (2018) "Blockchain technology: analysis and applications" University of Cagliari, Ph.D. program in Software Engineering, Advisors M. Marchesi and R. Tonelli, 2014-2017
- [3] Porru, S., Pinna, A., Marchesi, M., and Tonelli, R. (2017). Blockchain-oriented software engineering: challenges and new directions. In Proceedings of the 39th International Conference on Software Engineering Companion (pp. 169-171). IEEE Press.
- [4] Pinna, A. A Petri net-based model for investigating disposable addresses in Bitcoin system. Proceedings of the 2nd International Workshop on Knowledge Discovery on the WEB, KDWeb 2016, Cagliari, Italy, September 8-10, 2016. CEUR Workshop Proceedings
- [5] Ron, D., and Shamir, A. (2013) Quantitative Analysis of the Full Bitcoin Transaction Graph. Financial Cryptography and Data Security: 17th International Conference, FC 2013, Okinawa, Japan, April 1-5, pages 6–24, Springer Berlin Heidelberg, Berlin, Heidelberg.
- [6] Concas, G., Monni, C., Orrú, M., and Tonelli, R. (2013) A study of the community structure of a complex software network. 4th International Workshop on Emerging Trends in Software Metrics (WETSoM), San Francisco, CA, 2013, pp. 14-20, IEEE Press..
- [7] Newman, M. E. J. (2003) The Structure and Function of Complex Networks SIAM Review, Philadelphia, PA, USA
- [8] Fortunato, S., and Castellano, C. (2012) Community Structure in Graphs In Meyers, R. A. Computational Complexity: Theory, Techniques, and Applications, 490–512, Springer New York, New York, NY, USA
- [9] Turnu, I., Concas, G., Marchesi, M., Pinna, S., and Tonelli, R. (2011) A modified Yule process to model the evolution of some object-oriented system properties In Information Sciences, 181(4):883–902, Amsterdam, Netherlands
- [10] Ruffing, T., Moreno-Sanchez, P., and Kate, A. (2014) CoinShuffle: Practical Decentralized Coin Mixing for Bitcoin. Proceedings of the Computer Security - ESORICS 2014: 19th European Symposium on Research in Computer Security, Wroclaw, Poland, September 7-11, pages 345–364, Springer International Publishing, Cham..
- [11] Ziegeldorf, J. H., Grossmann, F., Henze, M., Inden, N., and Wehrle, K. (2015) CoinParty: Secure Multi-Party Mixing of Bitcoins. Proceedings of the 5th ACM Conference on Data and Application Security and Privacy - CODASPY '15, San Antonio, Texas, USA, March 2-4, 2015, pages 75–86, ACM Press, New York, USA.
- [12] Biryukov, A., Khovratovich, D., and Pustogarov, I. (2014) Deanonymisation of Clients in Bitcoin P2P Network. Proceedings of the ACM SIGSAC Conference on Computer and Communications Security - CCS '14, Scottsdale, Arizona, USA, November 3 - 7, 2014, pages 15–29, ACM Press, New York, USA.
- [13] Reid, F., and Harrigan, M. (2013) An Analysis of Anonymity in the Bitcoin System. In Altshuler, Y., Elovici, Y., Cremers, A. B., Aharonov, N., and Pentland
- A. Security and Privacy in Social Networks, Springer New York, New York, NY.
- [14] Concas, G., Monni, C., Orrù, M., and Tonelli, R. (2014) Are Refactoring Practices Related to Clusters in Java Software?. Proceeding of the 15th International Conference on Agile Processes in Software Engineering and Extreme Programming, XP 2014, Rome, Italy, May 26-30, pages 269–276, Springer, Berlin, Heidelberg
- [15] Androulaki E., Karame, G. O., Roeschlin, M., Scherer, T., and Capkun, S. (2013) Evaluating User Privacy in Bitcoin. Proceedings of the Financial Cryptography and Data Security: 17th International Conference, FC 2013, Okinawa, Japan, April 1-5, pages 34–51, Springer, Berlin, Heidelberg.
- [16] Meiklejohn, S., Pomarole, M., Jordan, G., Levchenko, K., McCoy, D., Voelker, G. M., and Savage, S. (2013) A Fistful of Bitcoins. Proceedings of the Internet Measurement Conference - IMC '13, Barcelona, Spain, October 23-25, pages 127–140, ACM Press, New York, USA.
- [17] Kondor, D., Pósfai, M., Csabai, I., Vattay, G., and L Dobos. (2014) Do the Rich Get Richer? An Empirical Analysis of the Bitcoin Transaction Network. *PLoS ONE*, 9(2):e86197.
- [18] Lischke, M., and Fabian, B. (2016) Analyzing the Bitcoin Network: The First Four Years. *Future Internet*, 8(1):7.
- [19] Cocco, L., Concas, G., and Marchesi, M. (2015) Using an Artificial Financial Market for studying a Cryptocurrency Market, *Journal of Economic Interaction and Coordinations*, 12(2):345–365.
- [20] Cocco, L., Marchesi, M. (2016) Modeling and Simulation of the Economics of Mining in the Bitcoin Market. *PLOS ONE*, 11(10):e0164603.
- [21] Brière, M., Oosterlinck, K., and Szafarz, A. (2015) Virtual currency, tangible return: Portfolio diversification with bitcoin. *Journal of Asset Management*, 16(6):365–373.
- [22] Hernandez, I., Bashir, M., Jeon, G., and Bohr, J. (2014) Are Bitcoin Users Less Sociable? An Analysis of Users' Language and Social Connections on Twitter. Proceedings of the HCI International Conference 2014, Heraklion, Crete, Greece, June 22-27, pages 26–31, Springer International Publishing, Cham.
- [23] Saxena, A., Misra, J., and Dhar, D. (2014) Increasing Anonymity in Bitcoin. Proceedings of the Financial Cryptography and Data Security: FC 2014 Workshops, BITCOIN and WAHC 2014, Christ Church, Barbados, March 7, pages 122–139. Springer, Berlin, Heidelberg.
- [24] Weber, B. (2016) Bitcoin and the legitimacy crisis of money. *Cambridge Journal of Economics*, 40(1):17–41.
- [25] Wilson, M. G., and Yelowitz, A. (2014) Characteristics of Bitcoin Users: An Analysis of Google Search Data. *SSRN Electronic Journal*.
- [26] Cocco, L., Pinna, A., and Marchesi, M. (2017) Banking on Blockchain: Costs Savings Thanks to the Blockchain Technology. *Future Internet*, 9(3):25.
- [27] Aymerich, F. M., Fenu, G. and Surcis, S. (2009) A real time financial system based on grid and cloud computing. Proceedings of the 2009 ACM symposium on Applied Computing (SAC '09). ACM, New York, NY, USA, 1219-1220.

- [28] Murata, T. (1989) Petri nets: Properties, analysis and applications. *Proceedings of the IEEE*, 77(4):541–580.
- [29] Bornholdt, S., and Sneppen, K. (2014) Do Bitcoins make the world go round? On the dynamics of competing crypto-currencies. Url: <https://arxiv.org/pdf/1403.6378.pdf>.
- [30] Christin, N. (2012) Traveling the Silk Road: A measurement analysis of a large anonymous online marketplace. Proceedings of the 22nd International Conference on World Wide Web, WWW '13, Rio de Janeiro, Brazil, May 13–17, pages 213–224, ACM Press, New York, NY, USA.
- [31] Hanley, B. P. (2013) The False Premises and Promises of Bitcoin. Url: <https://arxiv.org/pdf/1312.2048.pdf>

## APPENDIX A. CHAINS OF DISPOSABLE ADDRESSES

We model the Blockchain as a Petri net, a bipartite oriented graph  $N$ , defined as  $N = (P_\alpha, T, Pre, Post)$ , where  $P_\alpha$  is the set of the *places (addresses)*,  $T$  is the set of the *transitions (transactions)*,  $Pre$  is the *Pre-incidence* matrix and  $Post$  is the *Post-incidence* matrix. The element  $ij$  in the Pre matrix defines how many times the address  $i$  is in the input section of the transaction  $j$ , instead, in the Post matrix, it defines how many times the address  $i$  is in the output section of the transaction  $j$ . After having built of the Petri net  $N$ , we focus our attention on the chains of disposable addresses, and hence on the transactions having only one address,  $\alpha_a$ , in the input section and only two addresses,  $\alpha_b$  and  $\alpha_c$ , in the output section. In more detail, the address  $\alpha_a$  in the input section is used by a user  $u_1$  to send bitcoins to one of the addresses in the output section,  $\alpha_b$ , belonging to a user  $u_2$ . The other address,  $\alpha_c$ , in the output section is created by the user  $u_1$  to collect the change. We created the set of potentially disposable addresses  $A_d$ , starting from the set  $A$  of the addresses  $\alpha$  and from the set  $\Theta$  of the

transactions  $\theta$  in the Blockchain.

Let  $\Theta_d$  be the set of transaction  $\theta_d$  such that:

$$\Theta_d \subseteq \Theta = \{\theta_d : |IN(\theta_d)| = 1, |OUT(\theta_d)| = 2, IN(\theta_d) \in A_d, \\ \exists \alpha \in OUT(\theta_d) : \alpha \in A_d, \forall \theta_d \in \Theta_d\}.$$

In order to build a chain, for each  $\theta_d$  we need to know the previous transactions  $\theta_{dp} = PREV(\theta_d)$ . Using  $Pre$  and  $Post$  matrices, it is very easy to look for these previous transactions. We call  $\Theta_{ds} \subseteq \Theta_d$  the set of transaction  $\theta_{ds}$  that could be considered the starting point of a chain because it does not have a previous transaction inside  $\Theta_d$ . We denote with  $\alpha_{ds}$  the address in input to a transaction  $\theta_{ds}$ . Finally, we call  $NEXT(\theta_d)$  the transaction  $\theta_{d'}$  which has, in the input section, the disposable address that is contained in the output section of the transaction  $\theta_d$ . To find the chains  $c$  of disposable addresses, we defined and implemented the following algorithm:

1. Let  $C = \emptyset$  be a set of empty chains,  $c$ ,
2. for each  $\theta_{ds} \in \Theta_{ds}$ :
  - (a) take an empty chain,  $c$ ,
  - (b) insert  $\theta_{ds}$  in  $c$
 endfor
3. for each  $c \in C$ 
  - (a) take the last element inserted in  $c$ ,  $\theta_d$ ,
  - (b) while  $\exists \theta_{d'} = NEXT(\theta_d)$ 
    - i. insert  $\theta_{d'}$  in  $c$
 endwhile
 endfor

The algorithm returns a set  $C$  of chains  $c$ . Each chain  $c$  contains the transactions ordered by execution order.