

Prediction of trending topics using ANFIS and deterministic models

René Escalante^{*†‡}

Marco Odehnal^{*}

September 21, 2017

Abstract

Trending topics are often the result of the spreading of information between users of social networks. These special topics can be regarded as rumors. The spreading of a rumor is often studied with the same techniques as in epidemics spreading. In order to provide a prediction curve, a Takagi-Sugeno based model trained using ANFIS is provided. It is common that many datasets may not have enough measured variables, so we propose a method for obtaining a more accurate fitting of a spreaders curve by selecting estimated variables given by the deterministic model. So, in our numerical experimentations, a deterministic approach using SIR and SIRS models (with delay) for two different topics is used.

Key words: fuzzy logic, ANFIS, rumor propagation, epidemiology, deterministic models, trending topics.

MSC 92D50, 92D30, 92D25, 92D99

1 Introduction

Each day, the social networks keep on growing very quickly and therefore, the way that people spread information has changed dramatically. But of course, this may have serious psychological consequences on the individuals; for example, Del Vicario *et al.* proposed a mathematical model [1], where it is concluded that social network users use to spread only those rumors which are related to their favorite category (which could be, for example, science or conspiracy theories). This behavior is reinforced when the users make contact with specialized communities in these topics, which may frequently lead them into situations of disinformation and paranoia [1].

The spreading of a rumor exhibits quite similar dynamics to epidemics spreading and thus, epidemics-based techniques have been used. Many authors have researched following this line of work (see, for

^{*}Departamento de Cómputo Científico y Estadística, División de Ciencias Físicas y Matemáticas, Universidad Simón Bolívar, Ap. 89000, Caracas, 1080-A, Venezuela (rescalante@usb.ve, markodehnal@gmail.com).

[†]Corresponding author.

[‡]This author was partially supported by the Decanato de Investigación y Desarrollo (DID) at USB.

example, [2], [3], [4] and [5]). Thus, for instance, according to [4], a rumor can be seen as an “infection of the mind”.

In the compartmental models, the population is divided in three classes: the **ignorants** (S), who do not know the rumor, the **spreaders** (I), who are currently spreading the rumor and, finally, the **stifflers** (R), who even though they know the rumor, do not spread it. These three categories correspond to their epidemiologically equivalent **susceptibles** (S), **infected** (I), and **removed** (R), respectively. The compartment models are one of the mostly known deterministic models. The SI, SIR, SIS or SIRS models are an example of compartment models [6].

The standard propagation rumor model was introduced in 1965 by Daley and Kendall [2]. Also, the modeling of rumor propagation has been proposed by other authors such as Rapoport (1948) and Bartholomew (1967) (see [7] and references therein), and Zanette (2001) [8]. These models are based on stochastic processes. However, in this paper we propose a different approach.

In this work, we developed a mathematical model that provides a good fitting for trending topic datasets, using deterministic models and fuzzy logic. As far as we know, fitting a rumor-spreading related dataset, using a fuzzy logic approach the way it is shown in this paper, has not been considered before. Additionally, we propose an original technique to improve the fitting accuracy, by using deterministic models, with the goal to obtain quantitative information about unknown variables.

This paper is organized as follows. In Section 2, we review some basic concepts. In Section 3, we provide a brief description about our fuzzy logic approach using deterministic models, and its advantages. In Section 4 we present preliminary numerical experimentation to illustrate the proposed strategy. Finally, in Section 5 some concluding remarks are presented.

2 Preliminaries

2.1 Deterministic Models

In this paper two deterministic models are used for different situations. The first model is the well-known SIR model (differential equations-based), which was proposed by Kermack and McKendrick [9] to study epidemic diseases such as measles and rubella [10].

The SIR model is given by the following system of ordinary differential equations:

$$\begin{cases} \frac{dS}{dt} = -\alpha SI, \\ \frac{dI}{dt} = \alpha SI - \beta I, \\ \frac{dR}{dt} = \beta I, \end{cases}$$

where α y β are called *infection rate* and *recovery rate*, respectively.

In addition to the distinction between diseases for which recovery confers immunity against reinfection (SIR model) and diseases for which recovered members are susceptible to reinfection, we consider the intermediate possibility of temporary immunity described by a model of SIRS type, with constant immunity (delay differential equations-based). This model shows an endemic and unstable equilibrium

point, because there is always a prevalence of the disease in the population. More complicated compartmental structure is possible. For example, there are SEIR and SEIS models, with an exposed period between being infected and becoming infective [11]. However, it makes difficult the assignment of resources for treatments [11].

The SIRS model is given by the following system of delay differential equations:

$$\begin{cases} \frac{dS}{dt} = -\alpha S(t)I(t) + \beta I(t - \omega), \\ \frac{dI}{dt} = \alpha S(t)I(t) - \beta I(t), \\ \frac{dR}{dt} = \beta I(t) - \beta I(t - \omega), \end{cases}$$

where α , β y ω are called *infection rate*, *recovery rate* and *temporary immunity period length*, respectively.

As it is seen in epidemics spreading, rumors can also exhibit different behaviors, such as a behavior where everybody is talking about the same topic over and over, but after some time, this attitude ends and people lose their interest about this topic very quickly. So, not everybody is the same and there will be different transmission rates of the rumor among different people (i.e., if there was heterogeneity in classes). Hence a SIR-type model can be used to study these kind of situations (see, for example, [12]). Rumors with a periodic spreading behavior also exist, these can be events that are expected to happen with a certain frequency. In this paper to model periodicity the SIRS with constant temporary immunity model is used.

2.2 ANFIS (Adaptative Neuro-Fuzzy Inference Systems)

Fuzzy logic has been used as a powerful tool for modeling uncertainty [13]. One of the most important models in fuzzy logic is the Takagi-Sugeno model, which arises as an effort for systematically generating linguistic rules from an input-output data [14].

In order to provide a good fitting to a dataset, a special neural network called ANFIS is used. It is functionally equivalent to an RBF network under certain conditions [15], but unlike the RBF, ANFIS allows to do qualitative research of the data because of its close relations to fuzzy logic. ANFIS was proposed to be equivalent to the Takagi-Sugeno model [15], so that it is possible to estimate the linguistic rules of the Takagi-Sugeno model starting from the training of an ANFIS network.

For the simplest of explanations of the layers, a two-input linear Takagi-Sugeno model is considered (see [15] for details):

- **Layer 1 (input layer):** a membership function is applied to the inputs. This will be the output function of the first layer:

$$O_{1,i} = \begin{cases} \mu_{\tilde{A}_i}(x) & \text{if } i = 1, 2, \\ \mu_{\tilde{B}_{i-2}}(y) & \text{if } i = 3, 4, \end{cases}$$

where x (or y) are the input elements of the node i and \tilde{A}_i (or \tilde{B}_{i-2}) are membership values between 0 and 1. $O_{1,i}$ is the equivalent of a fuzzification. It can be considered as a MF (Membership Function), for example, a generalized bell-shaped MF:

$$\mu_{\tilde{A}} = \frac{1}{1 + \left| \frac{x-c_i}{a_i} \right|^{2b_i}},$$

where $\{a_i, b_i, c_i\}$ are the function's parameters known as **premise parameters**.

- **Layer 2:** every node, denoted by Π , has an output function:

$$O_{2,i} = w_i = \mu_{\tilde{A}_i}(x)\mu_{\tilde{B}_i}(y), \text{ with } i = 1, 2.$$

This output represents the firing strength of a rule; that is to say, the degree on which a rule is satisfied. Whenever it is closest to 1, it will be more fulfilled, however, if this value is close to 0, there will be low fulfillment.

- **Layer 3:** every node, denoted by N , has as output function the **normalized firing strengths** (degree of fulfillment of a fuzzy rule with maximum value 1)

$$O_{3,i} = \bar{w}_i = \frac{w_i}{w_1 + w_2}, \text{ with } i = 1, 2.$$

- **Layer 4:** the outputs of the fuzzy rules are weighted by the normalized firing strenghts, so the output function is given by

$$O_{4,i} = \bar{w}_i f_i = \bar{w}_i (p_i x + q_i y + r_i),$$

where \bar{w}_i is the normalized firing strength calculated in the third layer, and $\{p_i, q_i, r_i\}$ are the parameters of this node known as **consequent parameters**.

- **Layer 5 (output layer):** the only node of this layer, denoted by Σ , computes the general output of the network:

$$O_{5,1} = \sum_i \bar{w}_i f_i = \frac{\sum_i w_i f_i}{\sum_i w_i}.$$

This is not the unique setting of ANFIS, because it is possible to merge the third and fourth layers in order to obtain a four-layer network [15]. Moreover, the normalization can be done in the output layer [15]. This network can be trained using a hybrid algorithm: the output layer parameters are estimated using least mean squares and the rest of the network is trained using backpropagation [15].

3 Fuzzy logic approach using deterministic models

Deterministic models have been frequently used to analyze the qualitative behavior of phenomena. In general, these kinds of models are much easier to analyze than stochastic models due to their definite nature [16]. Most of these models are restricted to the assumption of constant rates [17], therefore they often fail to model important shifts that are seen in real situations (see for example, the experiments in Sections 4.1 and 4.2). In this paper we propose a fuzzy logic approach using deterministic models, in order to provide a good data fitting while preserving the qualitative information given by the deterministic models and fuzzy rules.

The strategy follows two important steps:

1. **Fitting data using a deterministic model:** a deterministic model is picked so that the error between real data and estimated data is as small as possible. This model will estimate unknown variables that should be implicit to the dataset.
2. **Training the ANFIS network:** this is carried out in two stages: first, the input variables should be chosen based on a criterion (e.g., correlation between inputs and desired outputs). Then, the real dataset must be split into train and check data. When training ANFIS overfitting must be avoided (by selecting right input variables, amount of MFs, and number of epochs).

In this paper we considered two rumor-related datasets, which we model using some well-known deterministic models. The first one, “Gangnam Style”, shows a similar behavior to the SIR spreaders curve. The second rumor, “Game of Thrones”, has a periodical behavior and therefore, we considered a SIRS model with delay. If a dataset is non-chaotic, it is possible to grasp the fundamental behavior of the trending topic, and then supply an adequate deterministic model for the situation.

This approach allows us to analyze the data via deterministic models and at the same time, by using ANFIS, estimate unknown values and automatically formulate linguistic rules.

4 Numerical Applications

We accessed Google Trends, the public web facility of Google Inc. based on Google Search engine in order to obtain weekly measured trending topics. Two trending topics were selected: “Gangnam Style” and “Game of Thrones”. The simulations and numerical results were provided by the scientific computation tool known as MATLAB, version R2013a. Fuzzy Logic Toolbox within the framework of MATLAB was used for the training and evaluation of ANFIS.

Populations of ignorants, spreaders and stifflers were normalized. It is considered that spreaders are individuals who browse the internet looking for information related to the topic they are interested in.

4.1 The “Gangnam Style” fever

Google Trends dataset provided dates against search percents, so the only available data for fitting the spreaders was the time variable. A better dataset was needed to produce a good fitting, so by applying an SIR model to the spreader data would create estimated curves for ignorants, stiffers and also spreaders (all time-dependent). In order to fit the SIR model, we needed to solve the parameters searching problem, which was solved using exhaustive search on the α and β parameters from 0.001 to 1, taking a 0.001 length step. For each value of α and β , Euler’s method was used to solve the ODE with initial conditions $S_0 = 0.99, I_0 = 0.01, R_0 = 0$. And so, the best SIR model was chosen to minimize the *LSE* (Least Squares Error) of the spreaders:

$$LSE = \frac{1}{n} \sum_{i=1}^n (\hat{Y}_i - Y_i)^2$$

where \hat{Y}_i is the estimated value and Y_i is the real value. The elapsed time of this algorithm was 0.958143 seconds, for $n = 233$. The parameters are shown in Table 1. Figure 1 shows the closest fit provided by an SIR model to this dataset.

	<i>LSE</i>	I_0	α	β	n
Value	0.0046	0.01	0.7750	0.0380	233

Table 1: “Gangnam Style” SIR parameters.

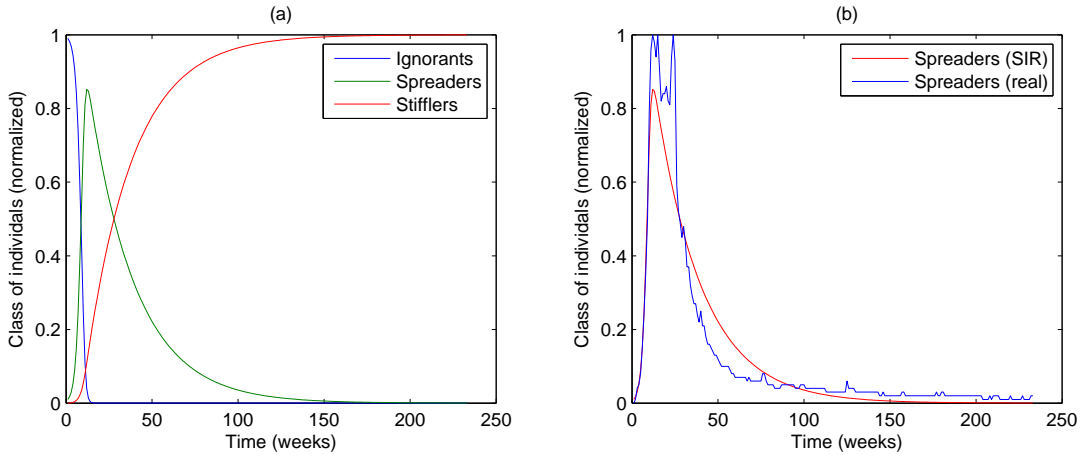


Figure 1: Class of individuals related to the trending topic “Gangnam Style”. (a) SIR model adapted to “Gangnam Style”; (b) graphical comparison between real and estimated data by the SIR model.

Now we have three variables to select as an input: time, ignorants (SIR), and stiffers (SIR), but it is necessary to select the appropriate variables that can allow ANFIS to produce consistent rules. Hence, we consider Pearson’s correlation coefficient:

$$\rho_{xy} = \frac{\sigma_{xy}}{\sigma_x \sigma_y},$$

where σ_{xy} is the covariance of (x, y) , σ_x is the standard deviation of the variable x and σ_y the standard deviation of the variable y . We selected such variables that are directly (or indirectly) correlated to the real spreaders data. The correlation matrix shown in Table 2 suggests that time and stiffers (SIR) are the most correlated variables with the real spreaders data. Hence, we selected these two variables as the ANFIS inputs.

	ignorants (SIR)	stiffers (SIR)	spreaders (real)	time
ignorants (SIR)	1	-0.6477	0.0303	-0.3450
stiffers (SIR)	-0.6477	1	-0.7520	0.7423
spreaders (real)	0.0303	-0.7520	1	-0.6032
time	-0.3450	0.7423	-0.6032	1

Table 2: Correlation matrix for choosing ANFIS input variables for “Gangnam Style”.

As a neural network, ANFIS also requires to be trained within a certain number of epochs. Different training epochs can affect the capability of the network to classify patterns on which they have not been trained (generalization capability); for example, an overtrained network will only produce good results with familiar data. The real data was split into a training data and a validation data. Several simulations were done using different number of training epochs for ANFIS, verifying that the check error (difference between ANFIS output and validation data) and training errors (difference between ANFIS output and training data) were close (so that ANFIS would have generalization capability). Also, we compared the the generalization capabilities and *LSE* between linear and constant output models. Finally, the best ANFIS network for this dataset was found within 50 epochs, as it can be seen in Figure 2.

Regarding the fuzzy rules generated by ANFIS, three Gaussian MF were used to represent the linguistic values “Low”, “Mid”, and “High”, respectively (see [14] for details on fuzzy inference).

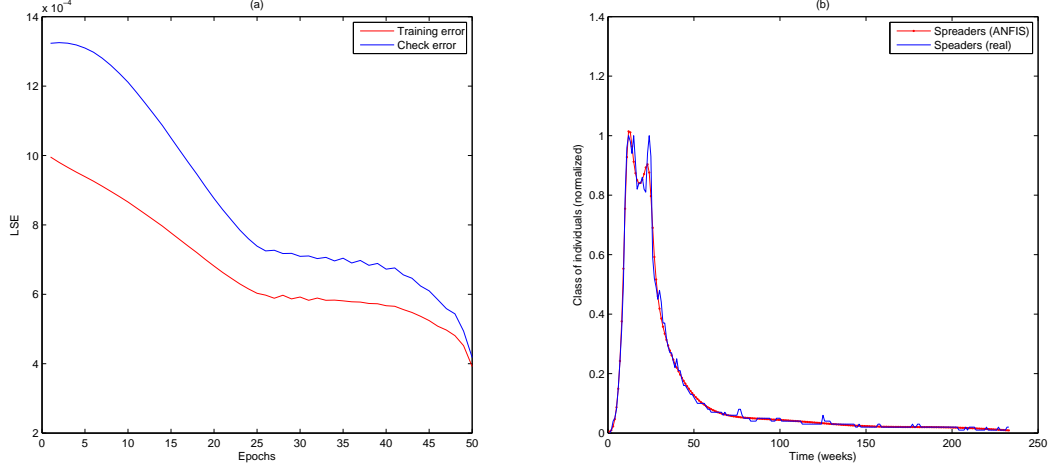


Figure 2: ANFIS “Gangnam Style” prediction curve analysis. Input variables: time and stiffers (SIR). (a) Comparison of training and check LSE for linear output, (b) comparison of real data and ANFIS output.

Using this settings for ANFIS, it can be seen in Figure 2 that the ANFIS output curve fits accurately the general behavior of the spreader individuals through time. Although the curve provided by the SIR model for the spreaders fits the most general behavior of the data (Figure 1), the ANFIS output can also fit it, together with the important shift that happens between the 20th and 30th week.

4.2 Seasons of “Game of Thrones”

In order to obtain weekly data, seasons 2 to 6 were considered for this study. Contrary to the “Gangnam Style” trend, the interest in this television series is not lost, instead, every year numerous people start watching this show every time a new season is premiered.

We used SIRS model with delay to fit the spreaders again, but this time fitting the parameters with exhaustive search is not convenient because of the broad amount of values that ω (i.e., the temporary immunity period length) may take. Instead, we used the MATLAB function `fminsearch`, which is based on the algorithm of Nelder-Mead described in [18]. We proceed to minimize the function:

$$Err(\alpha, \beta, \omega) = \|Y(t) - \hat{Y}(\alpha, \beta, \omega, t)\|_2^2 = \sum_{t=0}^{n-1} (Y(t) - \hat{Y}(\alpha, \beta, \omega, t))^2,$$

where Y is the real data, \hat{Y} are the estimated spreaders by the delayed SIRS model, and n is the number of measures, such that we have a sequence of n elements: $t = 0, 1, 2, \dots, n-2, n-1$. For each iteration of Nelder-Mead’s method, DDE’s are solved using the MATLAB function `dde solve` [19].

Since the Nelder-Mead algorithm is a direct method, it has the important advantage that no informa-

tion about the gradient is needed [20]. `fminsearch` does not allow to find global minima for any initial point, thus, we had to start sufficiently close to the global minimum. Finding the global minimum is equivalent to finding the best fitting SIRS model for the real data. After manually changing the initial parameters, we found that for $\alpha_0 = 0.7$, $\beta_0 = 0.5$, $\omega = 40$, we obtained the optimum parameters, shown in Table 3 in 9.527718 seconds.

In Figure 3 the fitting quality is compared to the real data. It can be seen in this figure that the spreaders provided by the SIRS have constant amplitude, however, the amplitude of the real data oscilations increases through time. Therefore, the fitting quality was not the best.

	LSE	I_0	α	β	ω	n
Value	0.0153	0.05	0.4981	0.1475	37.1562	261

Table 3: Delayed SIRS parameters for “Game of Thrones”.

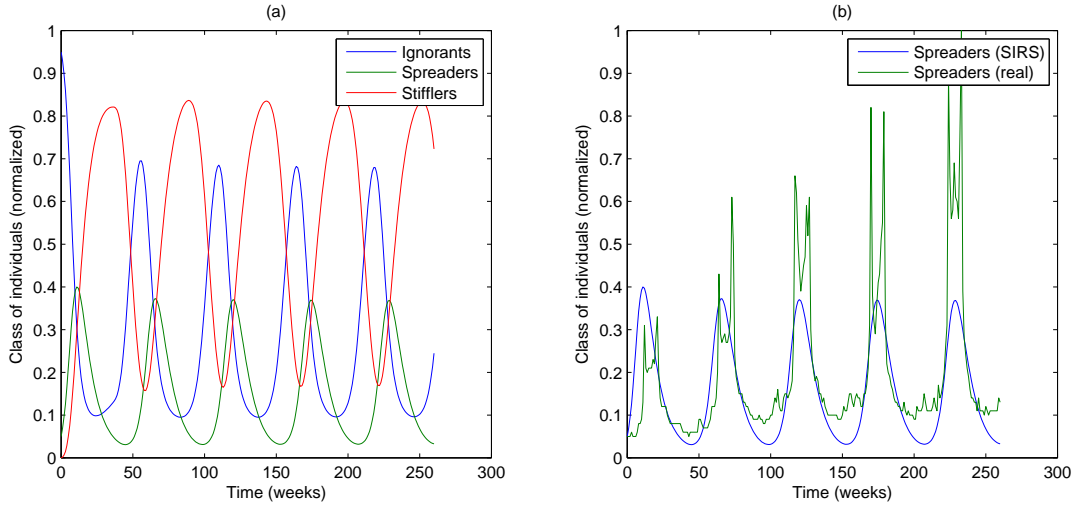


Figure 3: Class of individuals related to “Game of Thrones”. (a) Delayed SIRS populations; (b) delayed SIRS spreaders compared to real spreaders of “Game of Thrones”.

To provide a good fitting for this complex curve the estimated number of spreaders was considered as a possible input, as it is shown in the correlation matrix in Table 4.

	time	S (SIRS)	I (SIRS)	R (SIRS)	I (real)
time	1	-0.1343	-0.0900	0.1602	0.2285
S (SIRS)	-0.1343	1	0.0098	-0.8823	-0.0536
I (SIRS)	-0.0900	0.0098	1	-0.4794	0.6958
R (SIRS)	0.1602	-0.8823	-0.4794	1	-0.2805
I (real)	0.2285	-0.0536	0.6958	-0.2805	1

Table 4: Correlation matrix to choose input ANFIS variables for “Game of Thrones”.

Time, spreaders (SIRS), and stiffers (SIRS) were used as input variables for ANFIS. After many simulations, the best model was obtained with the outstandingly low amount of four epochs, with three Gaussian MF (just like the “Gangnam Style” example), and constant output (see Figure 4). In this experiment, training the network with more than four epochs would cause an overfitting, this is because ANFIS was trained with few data points compared to its number of parameters [21], which will increase depending on the amount of input variables and MFs (see [22] for details).

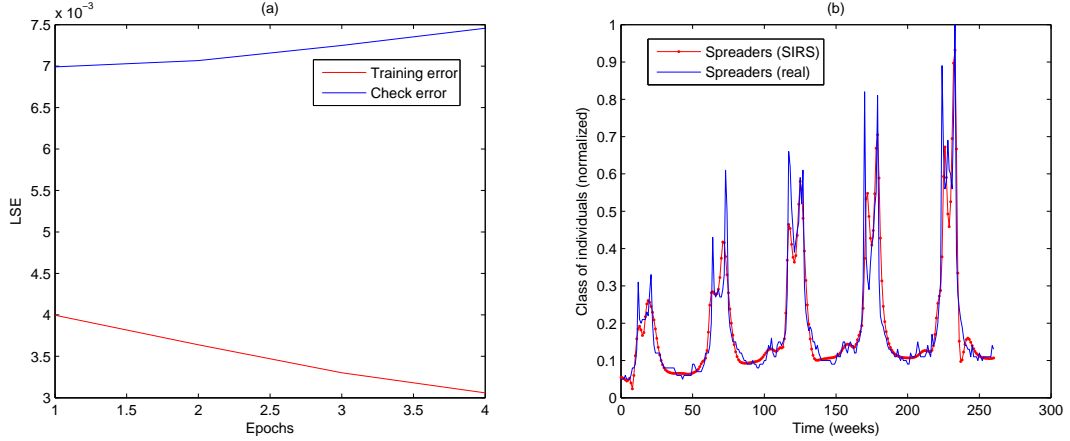


Figure 4: ANFIS “Game of Thrones” prediction curve analysis. Input variables: time, spreaders (SIRS) and stiffers (SIRS). (a) Comparison of training and check LSE for linear output, (b) comparison of real data and ANFIS output.

This result shows that fitting models for even more complex behaviors such as periodicity with non-constant amplitude can be found, using the procedure proposed in this paper. In this case, a delayed differential equations-based model provided a good estimation of unknown variables, and with the help of fuzzy rules (generated by ANFIS) we could find a better fitting model for the spreaders.

5 Concluding remarks

In the course of time, different techniques have been used to study the spreading of rumors. Fitting a dataset is a problem to which many approaches have been proposed [23]; in particular, the discussed use of ANFIS in this paper, broadens up the field for new investigations.

Neural networks techniques allow us to find the parameters of a Takagi-Sugeno model for data fitting. This strategy eases up the work of manually estimating fuzzy logic-based models.

After performing many tests and analyzing the process of fitting the trending datasets, we concluded that if a dataset does not provide enough information, it is possible to obtain implicit information by applying known mathematical models (particularly, deterministic models). Knowing these variables allowed us to fit the dataset by training the ANFIS network. This has been one of the most useful results of this work and will be the starting point for future research.

References

- [1] M. Del Vicario, A. Bessi, F. P. F. Zollo, A. Scala, G. Caldarelli, H. E. Stanley, and W. Quattrociocchi, “The spreading of misinformation online,” *Proceedings of the National Academy of Sciences*, vol. 113, pp. 554–559, January 2016.
- [2] D. J. Daley and D. G. Kendall, “Stochastic rumours,” *IMA Journal of Applied Mathematics*, vol. 1, no. 1, pp. 42–55, 1965.
- [3] D. Maki and M. Thompson, *Mathematical Models and Application, With Emphasis on Social, Life, and Management Sciences*. Englewood Cliffs, N.J.: Prentice-Hall, 1973.
- [4] M. Nekovee, Y. Moreno, G. Bianconi, and M. Marsili, “Theory of rumour spreading in complex social networks,” *Physica A*, vol. 374, pp. 457–470, 2007.
- [5] R. Escalante, “Un modelo matemático determinístico para la propagación de rumores,” *CIMEN-ICS*, vol. XIII, pp. MM–1–12, July 2016.
- [6] F. Brauer, C. Castillo-Chávez, E. D. L. Pava-Salgado, K. Barley, C. W. Castillo-Garsow, D. Chowell, B. Espinoza, P. G. Parra, C. H. Suárez, and V. M. Moreno, *Modelos de la propagación de enfermedades infecciosas*. Cali, Colombia: Universidad Autónoma de Occidente, 1 ed., 2015.
- [7] D. Daley and J. Gani, *Epidemic Modelling: An Introduction*. Cambridge University Press, 2001.
- [8] D. Zanette, “Critical behavior of propagation on small-world networks,” *Phys Rev E Stat Nonlin Soft Matter Phys*, vol. 64, 2001. Art. ID 050901.
- [9] W. O. Kermack and A. G. McKendrick, “A Contribution to the Mathematical Theory Epidemics,” *Proceedings of the Royal Society of London*, vol. 115, no. 772, pp. 700–721, 1927.
- [10] F. Brauer and C. Castillo-Chávez, *Mathematical Models in Population Biology and Epidemiology*. New York, USA: Springer, 1 ed., 2012.
- [11] F. Brauer and C. Castillo-Chávez, *Mathematical Models for Communicable Diseases*. Philadelphia, USA: Universidad Autónoma de Occidente, 1 ed., 2013.
- [12] K. Thompson, R. C. Estrada, D. Daugherty, and A. Cintrón-Arias, “A deterministic approach to the spread of rumors,” Tech. Rep. BU-1642-M, University of Manchester, Cornell University, Dept. of Biological Statistics and Computational Biology, 2003.
- [13] H. J. Zimmermann, *Fuzzy Set Theory and Its Applications*. Springer, 4 ed., 2001.
- [14] S. N. Sivanandam, S. Sumathi, and S. N. Deepa, *Introduction to Fuzzy Logic using MATLAB*. Springer, 1 ed., 2007.
- [15] J. R. S. Jang, C. T. Sun, and E. Mizutani, *Neuro-Fuzzy and Soft Computing*. Prentice Hall, 1 ed., 1997.

- [16] A. Abraham, A. Hassanien, and V. Snášel, *Computational Social Network Analysis: Trends, Tools and Research Advances*. Computer Communications and Networks, Springer London, 2009.
- [17] M. Roberts, V. Andreasen, A. Lloyd, and L. Pellis, “Nine challenges for deterministic epidemic models,” *Epidemics*, vol. 10, pp. 49–53, March 2015.
- [18] J. C. Lagarias, J. A. Reeds, M. H. Wright, and P. E. Wright, “Convergence properties of the nelder-mead simplex method in low dimensions,” *SIAM Journal of Optimization*, vol. 9, no. 1, pp. 112–147, 1998.
- [19] L. Shampine and S. Thompson, “Solving ddes in matlab,” *Applied Numerical Mathematics*, vol. 37, pp. 441–458, 2001.
- [20] S. University, “Lecture notes in Gradient-Free Optimization.” http://adl.stanford.edu/aa222/lecture_notes_files/chapter6_gradfree.pdf. Accessed on April 30th, 2017.
- [21] J. Anderson, *An Introduction to Neural Networks*. A Bradford book, MIT Press, 1995.
- [22] W. Chiang and J. Lee, *Fuzzy Logic for the Applications to Complex Systems: Proceedings of the International Joint Conference of CFSA/IFIS/SOFT '95 on Fuzzy Theory and Applications*. 1995.
- [23] K. Hornik, M. Stinchcombe, and H. White, “Multilayer feedforward networks are universal approximators,” *Neural Networks*, vol. 2, pp. 359–366, 1989.