

Magneto-elastic oscillations modulating the emission of magnetars

Michael Gabler,¹ Pablo Cerdá-Durán,² Alexei Mate,¹ Nikolaos Stergioulas,³ José A. Font,^{2,4} and Ewald Müller¹

¹*Max-Planck-Institut für Astrophysik, Karl-Schwarzschild-Str. 1, 85741 Garching, Germany*

²*Departamento de Astronomía y Astrofísica, Universidad de Valencia, 46100 Burjassot (Valencia), Spain*

³*Department of Physics, Aristotle University of Thessaloniki, Thessaloniki 54124, Greece*

⁴*Observatori Astronòmic, Universitat de València, C/ Catedrático José Beltrán 2, 46980, Paterna (València), Spain*

Correspondence: Michael Gabler, Karl-Schwarzschild-Str. 1, 85741 Garching, Email: miga@mpa-garching.mpg.de

Received ; Revised ; Accepted

Magneto-elastic oscillations of neutron stars are believed to explain observed quasi-periodic oscillations (QPOs) in the decaying tail of the giant flares of highly magnetized neutron stars (magnetars). Strong efforts of the theoretical modelling from different groups have increased our understanding of this phenomenon significantly. Here, we discuss some constraints on the matter in neutron stars that arise if the interpretation of the observations in terms of superfluid, magneto-elastic oscillations is correct. To explain the observed modulation of the light curve of the giant flare, we describe a model that allows the QPOs to couple to the stellar exterior through the magnetic field. In this magnetosphere, the shaking magnetic field induces currents that provide scattering targets for resonant cyclotron scattering of photons, which is calculated with a Monte-Carlo approach and coupled to a code that calculates the momentum distribution of the charge carriers as a one-dimensional accelerator problem. We show first results of a simplified, but self-consistent momentum distribution, i.e. a waterbag distribution, and of the corresponding spectra.

Keywords: stars: neutron, stars: oscillations (including pulsations), stars: flare, magnetohydrodynamics (MHD)

1 INTRODUCTION

The quasi-periodic oscillations (QPOs) observed in the giant flares of the magnetars SGR 1806-20 and SGR 1900+14, respectively (see e.g. Huppenkothen, Watts, & Levin, 2014; Israel et al., 2005; Strohmayer & Watts, 2005, 2006; Watts & Strohmayer, 2006, and references therein), are commonly interpreted as torsional neutron star oscillations. Different groups have made strong efforts to understand these magneto-elastic oscillations (see e.g. Cerdá-Durán, Stergioulas, & Font, 2009; Colaiuda, Beyer, & Kokkotas, 2009; Colaiuda

& Kokkotas, 2011; Duncan, 1998; Gabler, Cerdá Durán, Font, Müller, & Stergioulas, 2011; Gabler, Cerdá-Durán, Stergioulas, Font, & Müller, 2012, 2013, 2016; Glampedakis, Samuelsson, & Andersson, 2006; Levin, 2006, 2007; Passamonti & Lander, 2013, 2014; Piro, 2005; Samuelsson & Andersson, 2007; Sotani, Kokkotas, & Stergioulas, 2007, 2008; Steiner & Watts, 2009; van Hoven & Levin, 2011, 2012, and references therein). These theoretical models have reached a very sophisticated level and are able to explain most of the frequencies, at least in principle. However, there are degeneracies in the parameter space between equation of state

(EoS), mass or compactness of the particular neutron star model, magnetic field strength and configuration, and assumptions about superfluidity, that make it hard to directly associate the observed frequencies to a particular model and, thus, to constrain the corresponding model properties.

Furthermore, there exists no satisfactory model to explain the modulation of the emission process. Timokhin, Eichler, & Lyubarsky (2008) suggested that resonant cyclotron scattering (RCS) of photons emitted from the surface by charged particles in the magnetosphere have the potential to modulate the light curve of the giant flare. This idea is based on models by Beloborodov & Thompson (2007); Fernández & Thompson (2007); Lyutikov & Gavriil (2006); Nobili, Turolla, & Zane (2008); Thompson, Lyutikov, & Kulkarni (2002) who explain the non-flaring state with the RCS model. Active magnetars, i.e. magnetars with hard X-ray components, possess a twisted magnetosphere, which requires currents to maintain its twist. These currents are formed by electrons and positrons and they can scatter the photons emitted from the surface of the neutron star. Due to this interaction the photons are upscattered in energy by γ^2 , where γ is the Lorentz factor of the scattering particles (Beloborodov, 2013a), and the spectrum changes. The calculation of the momenta of the charge carriers is thus an essential ingredient to determine the photon properties after scattering. First studies assumed mildly relativistic flows (Fernández & Thompson, 2007; Nobili et al., 2008), but it was shown that this is an unrealistic assumption, because the particles are highly relativistic and interact strongly with the photons creating a self-regulated flow (Beloborodov, 2009, 2013a, 2013b; Beloborodov & Thompson, 2007; Chen & Beloborodov, 2017; Hascoët, Beloborodov, & den Hartog, 2014).

As a first step to self-consistently describe how the torsional oscillations of the neutron star can modulate the emission, we showed how these oscillations shake the magnetosphere by steadily twisting and untwisting the exterior magnetic field (Gabler, Cerdá-Durán, Stergioulas, Font, & Müller, 2014). With the simplifying assumption that the required currents are conducted by mildly relativistic charge carriers, we also showed that surface amplitudes of the oscillations of less than 1 km are sufficient to significantly modulate the light curve in the energy band where the QPOs were observed (Gabler, Cerdá-Durán, Font, Stergioulas, & Müller, 2014).

Here, we summarize the theoretical model of magneto-elastic oscillations of magnetars in Section 2 and discuss how to constrain properties of high density matter. In Section 3 we present our advance in modeling the RCS in magnetar magnetospheres, and in Section 4 we summarize our model explaining QPOs in the giant flares of magnetars.

2 MAGNETO-ELASTIC OSCILLATIONS

In previous work, we studied how the oscillations are influenced by different magnetic field configurations and magnetic field strengths (Gabler, Cerdá-Durán, Font, Müller, & Stergioulas, 2013), different equations of state, different neutron star masses (Gabler et al., 2012), and superfluid parameters (Gabler, Cerdá-Durán, Stergioulas, et al., 2013; Gabler et al., 2016). According to these studies, there are two general conditions that can be used to obtain constraints on the properties of high density matter: (i) The oscillations have to reach the surface and (ii) there has to be a high frequency oscillation, i.e. a resonance between a crustal shear mode and a high Alfvén overtone of the core (Gabler, Cerdá-Durán, Stergioulas, et al., 2013; Gabler et al., 2016; Passamonti & Lander,

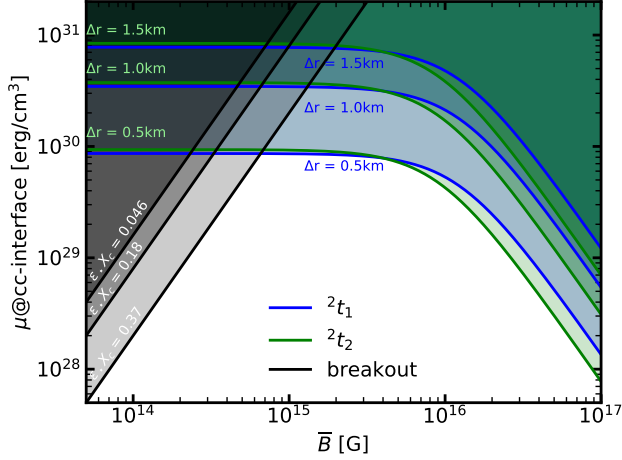


FIGURE 1 Constraints in the $\mu_{cc} - \bar{B}$ plane. Black lines indicate the magnetic field for which the oscillations reach the surface, and blue (green) lines give the limit at which the frequency of the 2t_1 (2t_2) crustal overtone is too high. All shaded areas are disfavored in our model.

2014). As we will show in an accompanying paper Gabler, Cerdá-Durán, Stergioulas, Font, & Müller (2017) these two conditions can be cast into the following equations (without relativistic corrections):

$$\bar{B}_{14} = 17.23 \sqrt{\varepsilon_* X_c} \sqrt{\frac{\mu_{cc}}{\mu_{cc,\text{ref}}}}. \quad (1)$$

and

$$\mu_{cc} \lesssim \frac{4f_{\text{obs}}^2 \Delta r^2 \rho_{cc}}{n^2(1 + a_{2t_n} \bar{B}_{14}^2)}, \quad (2)$$

respectively. Here, we introduced the mass fraction of charged particles X_c , the entrainment factor ε_* , the shear modulus μ_{cc} , the density ρ_{cc} at the core-crust interface, the crust size Δr , $\bar{B}_{14} = \bar{B}/10^{14}$ G, $\mu_{cc,\text{ref}} = 2.09 \times 10^{30}$ erg/cm³ and a fitting factor a_{2t_n} derived in Gabler et al. (2017). The compactness of our fiducial model is $M/R = 0.1687$.

In Figure 1 we plot the constraints in the $\mu_{cc} - \bar{B}$ plane. The black lines indicate the minimal \bar{B} for a given μ_{cc} at which the

QPOs can reach the surface given by Eq. (1). Only magnetic fields this line are allowed in our model. Shaded regions are disfavored. \bar{B} depends sensitively on the assumed value of the superfluid parameters, because the reflection at the core-crust interface depends on the jump in propagation speeds of a perturbation crossing from one side of the interface to the other (Gabler et al., 2012). This jump decreases with an increasing fraction of superfluid neutrons in the core (Gabler et al., 2016). Therefore, the threshold for the breakout for a given μ_{cc} decreases with decreasing $\varepsilon_* X_c$. The blue (green) curves originate from the presence of a high frequency resonance with the 2t_1 (2t_2) crustal overtone that should have a frequency lower than 625 Hz (1840 Hz). Depending on the size of the crust, this condition provides a constraint on the shear modulus μ_{cc} . We show exemplarily curves for $\Delta r = \{0.5, 1.0, 1.5\}$ km. For a larger crust, the shear modulus can be larger. From Fig. 1 and by assuming a shear modulus of $\mu_{cc} = 8 \times 10^{29}$ erg/cm³, we can see, that the magnetic field has to be in the range of $\bar{B} \gtrsim 2 \times 10^{14}$ G (breakout at $\varepsilon_* X_c = 0.046$) to $\bar{B} \lesssim 5 \times 10^{15}$ G (2t_1) and that the crust thickness should be larger than $\Delta r \gtrsim 0.5$ km.

In Fig. 2, we use Eq. (1) (red and black lines) and (2) with $\bar{B}_{14} = 0$ as lower limit (blue line) to constrain the parameters in the $\mu_{cc} - \Delta r$ - plane. For the former we show two exemplary values of the entrainment $\varepsilon_* X_c = 0.046$ and 0.37 and two magnetic field strengths $\bar{B} = 5 \times 10^{14}$ and 10^{15} G. As before, shaded regions are disfavored by our model. For a shear modulus of $\mu_{cc} = 10^{30}$ erg/cm³, the crust should be larger than $\Delta r = 0.7$ km. The breakout only constrains the possible shear moduli, but does not limit Δr .

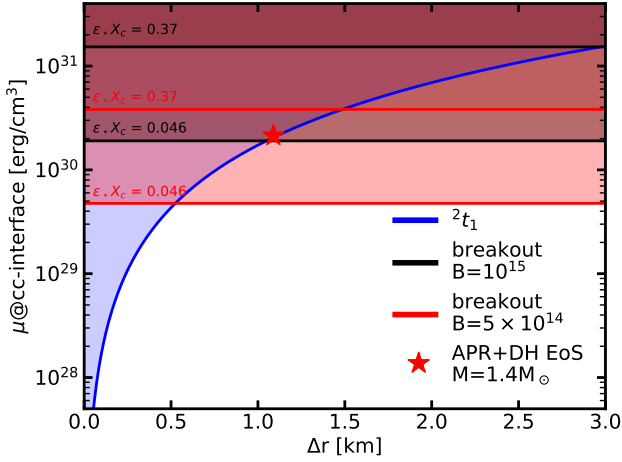


FIGURE 2 Constraints in the $\mu_{cc} - \Delta r$ plane. The blue line indicates the threshold for the 2t_1 oscillation having a frequency below 625 Hz and the black (red) lines give the limit for the breakout of the oscillations to the surface at $\bar{B} = 10^{15}$ G ($\bar{B} = 5 \times 10^{14}$ G)

3 MODULATING THE MAGNETAR EMISSION

As explained before, the theoretical modelling of the oscillations inside the neutron star has received great attention. However, there is yet no self-consistent description of a mechanism that can cause the observed modulation of the light curve of the giant flare. In a first paper, we studied how the oscillations can modify and shake the exterior magnetic field (Gabler, Cerdá-Durán, Stergioulas, et al., 2014), and we found that only oscillations symmetric in δB_ϕ can be excited outside the neutron star.

Following the idea of Timokhin et al. (2008), we investigate the possibility of photons being upscattered by resonant cyclotron scattering (RCS). The basic model requires currents in the magnetosphere, which, in our case, are generated by the steady twisting and untwisting of the magnetic field due to the internal oscillations. For a consistent calculation of the resulting change in the spectrum of the photons, one needs to know the momentum distribution of the charge carriers of the currents. We describe the e^\pm pair plasma with a

waterbag distribution characterized by the maximum momentum of positrons p_+ . This plasma strongly interacts with the photons in a way described by Beloborodov & Thompson (2007) and Beloborodov (2009, 2013a) and it self-regulates towards a quasi steady state: The particles accelerate along the magnetic field lines due to the twisted magnetic field which causes a potential difference between the footpoints of the field line. Then the e^\pm decelerate due to the interaction with photons, which get reflected in a region close to the equator. The photons encounter an almost opaque region there, because the charge carriers are slowed down significantly due to their interaction with photons. However, the e^\pm still have to conduct the current required by the twisted field. Thus, the density increases significantly creating a huge optical depth for photons. We iteratively calculate this interaction between photons, which slow down the charge carriers, and the latter, which scatter the former. In a first step we calculate the drag force a radially streaming photon field would exert on the e^\pm flowing along the field lines. The resulting currents with the calculated momentum distribution, are used in a second step to calculate the scattering of photons with a Monte Carlo method. After a few iterations repeating this procedure, both the spectrum and momentum distribution of charge carriers converge.

Assuming a waterbag distribution that separates the flow into slowly moving e^- and faster moving e^+ with a flat momentum distribution, the flow can be completely described by the momentum p_+ of the fastest e^+ (Beloborodov, 2009, 2013a; Beloborodov & Thompson, 2007). For a self-similar magnetic field configuration with prescribed twist $\Delta\Phi$

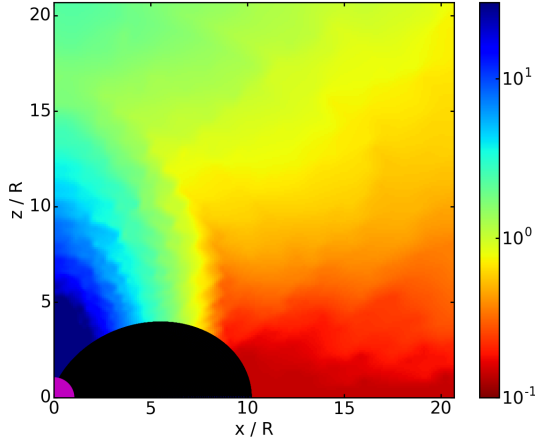


FIGURE 3 Momentum of the fastest e^+ of a waterbag distribution for the self-consistent outflow solution. The black area is a cavity without currents, and the magenta sphere represents the neutron star.

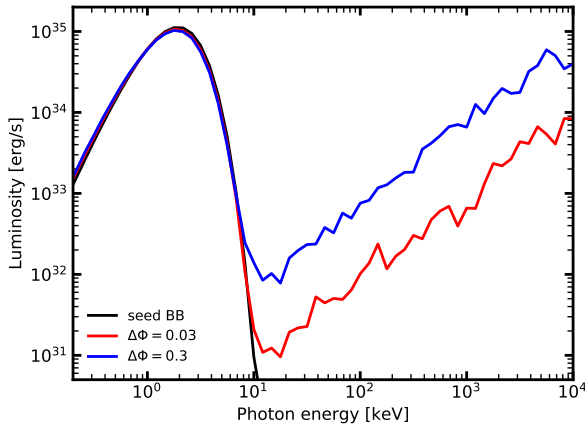


FIGURE 4 Spectra for low ($\Delta\Phi = 0.03$, red line) and moderate ($\Delta\Phi = 0.3$, blue line) twist compared to the seed black-body spectrum (black line).

(Thompson et al., 2002), one obtains a self-consistent solution for p_+ as shown in Fig. 3. Our result is consistent with that presented in Beloborodov (2013a).

The corresponding spectra for two different $\Delta\Phi$ and for $\bar{B} = 10^{15}$ G are plotted in Fig. 4. The more the magnetic field is twisted, the more photons get scattered to high energies. A steady twisting and untwisting causes changes in the light curve. For a simplified model of the momentum distribution

we obtained estimates for the necessary surface amplitudes of less than 1 km (Gabler, Cerdá-Durán, Stergioulas, et al., 2014).

4 CONCLUSION

We have shown that by associating the QPOs observed in giant flares of magnetars with torsional magneto-elastic oscillations one can constrain properties of high density matter. Within our model, we require realistic magnetic field strengths 2×10^{14} G $\lesssim \bar{B} \lesssim 5 \times 10^{15}$ G, and e.g. for crust thicknesses $\Delta r < 0.5$ km we require shear moduli $\mu_{cc} \lesssim 9 \times 10^{29}$ erg/cm³. Oscillations being symmetric with respect to the equator can be transmitted to the magnetosphere creating a steadily twisting and untwisting magnetic field there. A twisted magnetic field requires currents flowing in the magnetosphere, which in turn can change the spectrum due to RCS. The changing spectrum leads to a modulation of the light curve of the flare. The process of the scattering is complicated and determined by a strong coupling between particle momenta and photon spectrum. With a simplified prescription for the particle momenta we obtain estimates for the surface amplitudes of the oscillations of less than 1 km.

Acknowledgements

Work supported the Spanish MINECO (grant AYA2015-66899-C2-1-P), the *Generalitat Valenciana* (PROMETEOII-2014-069), and the EU through the ERC Starting Grant no. 259276-CAMAP and the ERC Advanced Grant no. 341157-COCO2CASA. Partial support comes from the COST Actions NewCompStar(MP1304) and PHAROS (CA16214). Computations were performed at the *Servei d'Informàtica de la*

Universitat de València and at the Max Planck Computing and Data Facility (MPCDF).

References

- Beloborodov, A. M. 2009, September, *ApJ*, *703*, 1044-1060. doi:
- Beloborodov, A. M. 2013a, November, *ApJ*, *777*, 114. doi:
- Beloborodov, A. M. 2013b, January, *ApJ*, *762*, 13. doi:
- Beloborodov, A. M., & Thompson, C. 2007, March, *ApJ*, *657*, 967-993. doi:
- Cerdá-Durán, P., Stergioulas, N., & Font, J. A. 2009, August, *MNRAS*, *397*, 1607-1620. doi:
- Chen, A. Y., & Beloborodov, A. M. 2017, August, *ApJ*, *844*, 133. doi:
- Colaiuda, A., Beyer, H., & Kokkotas, K. D. 2009, July, *MNRAS*, *396*, 1441-1448. doi:
- Colaiuda, A., & Kokkotas, K. D. 2011, July, *MNRAS*, *414*, 3014-3022. doi:
- Duncan, R. C. 1998, May, *ApJ*, *498*, L45. doi:
- Fernández, R., & Thompson, C. 2007, May, *ApJ*, *660*, 615-640. doi:
- Gabler, M., Cerdá Durán, P., Font, J. A., Müller, E., & Stergioulas, N. 2011, January, *MNRAS*, *410*, L37-L41. doi:
- Gabler, M., Cerdá-Durán, P., Font, J. A., Müller, E., & Stergioulas, N. 2013, April, *MNRAS*, *430*, 1811-1831. doi:
- Gabler, M., Cerdá-Durán, P., Font, J. A., Stergioulas, N., & Müller, E. 2014, March, *Astronomische Nachrichten*, *335*, 240-245. doi:
- Gabler, M., Cerdá-Durán, P., Stergioulas, N., Font, J. A., & Müller, E. 2012, April, *MNRAS*, *421*, 2054-2078. doi:
- Gabler, M., Cerdá-Durán, P., Stergioulas, N., Font, J. A., & Müller, E. 2013, November, *Physical Review Letters*, *111*(21), 211102. doi:
- Gabler, M., Cerdá-Durán, P., Stergioulas, N., Font, J. A., & Müller, E. 2014, September, *MNRAS*, *443*, 1416-1424. doi:
- Gabler, M., Cerdá-Durán, P., Stergioulas, N., Font, J. A., & Müller, E. 2016, August, *MNRAS*, *460*, 4242-4257. doi:
- Gabler, M., Cerdá-Durán, P., Stergioulas, N., Font, J. A., & Müller, E. 2017, *in preparation*.
- Glampedakis, K., Samuelsson, L., & Andersson, N. 2006, September, *MNRAS*, *371*, L74-L77. doi:
- Hascoët, R., Beloborodov, A. M., & den Hartog, P. R. 2014, May, *ApJ*, *786*, L1. doi:
- Huppenkothen, D., Watts, A. L., & Levin, Y. 2014, October, *ApJ*, *793*, 129. doi:
- Israel, G. L., Belloni, T., Stella, L. et al. 2005, July, *ApJ*, *628*, L53-L56. doi:
- Levin, Y. 2006, May, *MNRAS*, *368*, L35-L38. doi:
- Levin, Y. 2007, May, *MNRAS*, *377*, 159-167. doi:
- Lyutikov, M., & Gavriil, F. P. 2006, May, *MNRAS*, *368*, 690-706. doi:
- Nobili, L., Turolla, R., & Zane, S. 2008, May, *MNRAS*, *386*, 1527-1542. doi:
- Passamonti, A., & Lander, S. K. 2013, February, *MNRAS*, *429*, 767-774. doi:
- Passamonti, A., & Lander, S. K. 2014, February, *MNRAS*, *438*, 156-168. doi:
- Piro, A. L. 2005, December, *ApJ*, *634*, L153-L156. doi:
- Samuelsson, L., & Andersson, N. 2007, January, *MNRAS*, *374*, 256-268. doi:
- Sotani, H., Kokkotas, K. D., & Stergioulas, N. 2007, February, *MNRAS*, *375*, 261-277. doi:
- Sotani, H., Kokkotas, K. D., & Stergioulas, N. 2008, March, *MNRAS*, *385*, L5-L9. doi:
- Steiner, A. W., & Watts, A. L. 2009, October, *Physical Review Letters*, *103*(18), 181101-+. doi:
- Strohmayer, T. E., & Watts, A. L. 2005, October, *ApJ*, *632*, L111-L114. doi:
- Strohmayer, T. E., & Watts, A. L. 2006, December, *ApJ*, *653*, 593-601. doi:
- Thompson, C., Lyutikov, M., & Kulkarni, S. R. 2002, July, *ApJ*, *574*, 332-355. doi:
- Timokhin, A. N., Eichler, D., & Lyubarsky, Y. 2008, June, *ApJ*, *680*, 1398-1404. doi:
- van Hoven, M., & Levin, Y. 2011, January, *MNRAS*, *410*, 1036-1051. doi:

van Hoven, M., & Levin, Y. 2012, March, *MNRAS*, *420*, 3035-3046.

doi:

Watts, A. L., & Strohmayer, T. E. 2006, February, *ApJ*, *637*, L117-

L120. doi:

