

Property Testing in High Dimensional Ising models

Matey Neykov*

Han Liu†

Abstract

This paper explores the information-theoretic limitations of graph property testing in zero-field Ising models. Instead of learning the entire graph structure, sometimes testing a basic graph property such as connectivity, cycle presence or maximum clique size is a more relevant and attainable objective. Since property testing is more fundamental than graph recovery, any necessary conditions for property testing imply corresponding conditions for graph recovery, while custom property tests can be statistically and/or computationally more efficient than graph recovery based algorithms. Understanding the statistical complexity of property testing requires the distinction of *ferromagnetic* (i.e., positive interactions only) and general Ising models. Using combinatorial constructs such as graph packing and strong monotonicity, we characterize how target properties affect the corresponding minimax upper and lower bounds within the realm of ferromagnets. On the other hand, by studying the detection of an *antiferromagnetic* (i.e., negative interactions only) Curie-Weiss model buried in Rademacher noise, we show that property testing is strictly more challenging over general Ising models. In terms of methodological development, we propose two types of correlation based tests: computationally efficient screening for ferromagnets, and score type tests for general models, including a fast cycle presence test. Our correlation screening tests match the information-theoretic bounds for property testing in ferromagnets.

Keywords: Ising models; Minimax hypothesis testing; Dobrushin’s comparison theorem; Antiferromagnetic Curie-Weiss detection; Two-point function bounds; Correlation tests.

1 Introduction

Undirected graphical models are a powerful framework for summarizing and visualizing complicated multivariate distributions, where conditional independencies among the variables are represented via a graph. These models have been applied in a variety of fields such as image processing (Besag, 1993), computational biology (Durbin et al., 1998) and social network analysis (Wasserman and Faust, 1994; Grabowski and Kosiński, 2006). A central topic of interest in graphical models research is estimating the structure (also known as *structure learning*) of, or inferring questions about, the underlying graph based on a sample of observations. Substantial progress has been made

*Department of Statistics & Data Science, Carnegie Mellon University, Pittsburgh PA 15213, USA; e-mail: mneykov@stat.cmu.edu

†Department of Operations Research and Financial Engineering, Princeton University, Princeton NJ 08542, USA; e-mail: hanliu@princeton.edu

towards understanding structure learning. Popular procedures developed for high dimensional graph estimation include ℓ_1 -regularization methods (Yuan and Lin, 2007; Rothman et al., 2008; Liu et al., 2009; Ravikumar et al., 2011; Cai et al., 2011), neighborhood selection (Meinshausen and Bühlmann, 2006; Bresler et al., 2008) and thresholding (Montanari and Pereira, 2009).

Instead of focusing on learning the structure of the entire graph, we study the weaker inferential problem of *property testing*, i.e., testing whether the graph structure obeys certain properties based on a sample of n observations. The questions we are interested in are inspired by Neykov et al. (2016), but unlike Neykov et al. (2016) who work exclusively with Gaussian models, here we focus on the *zero-field* Ising model. The Ising model is a pairwise binary model introduced by statistical physicists as a model for spin systems with the goal of understanding spontaneous magnetization and phase transitions (Ising, 1925). More recently the model has found applications in diverse areas such as image analysis (Geman and Geman, 1984), bioinformatics and social networks (Ahmed and Xing, 2009). Formally, a zero-field Ising model is a collection of d binary ± 1 valued random variables $\mathbf{X} = (X_1, X_2, \dots, X_d)$, hereto referred to as spins, which are distributed according to the law

$$\mathbb{P}(\mathbf{X} = \mathbf{x}) \propto \exp\left(\theta \sum_{1 \leq u < v \leq d} \xi_{uv} x_u x_v\right), \quad (1.1)$$

where $\theta \geq 0$. It is easily seen that the vector \mathbf{X} is Markov to the graph G whose edges connect vertices u and v if and only if $\xi_{uv} \neq 0$. Notice that model (1.1) is overparametrized. However, when ξ_{uv} are viewed as fixed constants, this specification allows one to study the behavior of \mathbf{X} for different values of θ . In the statistical physics literature the parameter $\theta = \frac{1}{T}$ where T stands for temperature, and is often referred to as the *inverse temperature* of the system. To give some intuition behind the importance of the inverse temperature it is worth discussing the phenomenon of phase transitions.

A phase transition occurs when the temperature drops below a critical threshold causing the distribution of the spins to change from “balanced” to a distribution in which the majority of spins align similarly. In *ferromagnetic* Ising models, that is models whose spin-spin interactions ξ_{uv} are non-negative, the main culprit responsible for phase transitions is the graph structure. At low temperatures neighboring spins are more “rigid” tending to align well with one another, while at high temperatures they act erratically as the model approaches a collection of independent spins. This is not unlike how water molecules behave at different temperatures causing water to change phase. In systems with both positive and negative interactions ξ_{uv} , phase transitions are more challenging to characterize, as the signs of the interactions on the graph also exert influence on the transition. The complicated behavior of the Ising model at different temperatures suggests that the difficulty of property testing is related to the temperature. The main focus of this paper is uncovering necessary and sufficient conditions on the temperature, sample size, dimensionality and graph properties, allowing one to conduct property tests even when the data is sampled from the most challenging models. Understanding such limitations is practically useful, since necessary conditions can provide a benchmark for algorithm comparisons, while mismatches between sufficient and necessary conditions can prompt to searching for better algorithms.

To elaborate on the type of problems we study, let $V_d = \{1, \dots, d\}$ be a vertex set of cardinality d and let \mathcal{G}^1 be the set of all graphs over the vertex set V_d . A binary graph property \mathcal{P} is a map $\mathcal{P} : \mathcal{G} \mapsto \{0, 1\}$. Given a sample of n observations from a zero-field Ising model with an underlying

¹ \mathcal{G} depends on d but we omit this dependence to simplify the notation.

graph G , the goal of property testing is to test the hypotheses

$$\mathbf{H}_0 : \mathcal{P}(G) = 0 \text{ versus } \mathbf{H}_1 : \mathcal{P}(G) = 1. \quad (1.2)$$

Below we give three specific instances of property tests, which we study in detail in the later sections of the paper.

Connectivity. A graph is connected if and only if each pair of its vertices is connected via a path. Define \mathcal{P} as $\mathcal{P}(G) = 0$ if G is disconnected and $\mathcal{P}(G) = 1$ otherwise. Testing for connectivity is equivalent to testing whether the variables can be partitioned into two independent sets.

Cycle Presence. If a graph is a forest, i.e., a graph containing no cycles, its structure can be estimated efficiently using a graph selection procedure based on a maximum spanning tree construction proposed by [Chow and Liu \(1968\)](#). It is therefore sometimes of interest to test whether the underlying graph is a forest. In this example \mathcal{P} satisfies $\mathcal{P}(G) = 0$ if G is a forest and $\mathcal{P}(G) = 1$ otherwise.

Clique Size. A relevant question is to test whether the size of a maximum clique (i.e., a maximum complete subgraph) contained in the graph is less than or equal to some integer $m - 1$ versus the alternative that a maximum clique is of size at least m . In this example set $\mathcal{P}(G) = 0$ if G contains no m -clique, and $\mathcal{P}(G) = 1$ otherwise.

By definition, property testing is a statistically simpler task compared to learning the entire graph structure, since if a graph estimate is available, property testing can be done via a deterministic procedure (although possibly a computationally challenging one). An important implication of this observation is that any quantification on how hard testing a particular graph property is, immediately implies a “lower bound” on how hard estimating the entire graph is. Conversely, any algorithm capable of learning the graph structure with high confidence can be applied to test any property while preserving the same confidence. Importantly however, there could exist tests geared towards particular graph properties which can statistically and/or computationally outperform generic graph learning methods.

Under the assumption that the maximum degree² of G is at most s , foundational results on the limitations of structure learning of Ising models were given by [Santhanam and Wainwright \(2012\)](#). Specifically, [Santhanam and Wainwright \(2012\)](#) gave two conditions on the triplet (n, d, s) : under the first condition it was argued that no algorithm can learn the graph structure with high confidence; under the second condition a correlation decoding algorithm was shown to estimate the graph with high probability. In view of the relationship between property tests and structure learning described earlier, our work can be seen as a generalization of necessary conditions for structure learning. Our results also help to paint a more complete picture of the statistical complexity of testing in Ising models. Unlike in structure learning, understanding property testing requires the distinction of ferromagnetic and general Ising models, of which the latter exhibit strictly stronger limitations. In terms of methodological development, we formalize correlation based property tests which can be customized to target any graph property. We now outline the three major contributions of this work.

²The largest number of neighbors of any vertex of G .

1.1 Summary of Contributions

Our first contribution is to provide necessary conditions for property testing in ferromagnets. We give a generic lower bound on the inverse temperature (Theorem 2.4), demonstrating that property testing is difficult in high temperature regimes. A key role in the proof is played by Dobrushin’s comparison theorem (Föllmer, 1988), which is a powerful tool for comparing discrepancies between Gibbs measures based on their local specifications. We further formalize the class of *strongly monotone* graph properties, and show that when the temperature drops below a certain property dependent threshold, testing strongly monotone properties becomes challenging (Theorem 2.6).

Our second contribution is to study necessary conditions for general Ising models, i.e., models including both *ferromagnetic and antiferromagnetic*³ interactions. Specifically we argue that testing strongly monotone properties over general models requires more stringent conditions than performing the same tests over ferromagnets (Theorem 4.1 and Proposition 4.3). In order to prove this result we demonstrate that it is very difficult to detect the presence of an antiferromagnetic Curie-Weiss⁴ (e.g., see Kochmański et al., 2013) model buried in Rademacher noise, which to the best of our knowledge is the first attempt to analyze this problem.

Our third contribution is to design several correlation based tests and understand their limitations. First, we formalize and study a generic correlation screening algorithm for ferromagnets. We show that this algorithm works well at high temperature regimes (Corollary 3.7), and could be successful even beyond this regime for some properties (Section 3.1). To analyze the algorithms at low temperature regimes we develop a novel “no-edge” two-point function (i.e., correlation) bound for graphs of bounded degree, which may be of independent interest. Second, we adapt the correlation decoders of Santhanam and Wainwright (2012) to property testing for general Ising models, and we develop a computationally tractable cycle test (Section 5.1).

1.2 Related Work

Pseudo-likelihood parameter estimation and inference of the inverse temperature for Ising models of given structures was studied by Bhattacharya and Mukherjee (2017). Property testing is a fundamentally different problem, and our work is in part inspired by Neykov et al. (2016). We show that the graph packing constructions introduced by Neykov et al. (2016) for Gaussian models, can also be used to give upper bounds on the temperature for property testing in Ising models (Theorem 2.4). Unlike Neykov et al. (2016) however, we do not restrict our study to graphs of bounded degree, and we give a more complete picture of the complicated landscape of property testing in Ising models, by distinguishing ferromagnetic from general models (see Theorems 2.6 and 4.1, and Proposition 4.3).

Structure learning is very relevant to property testing. The first minimal sample size requirements for graph selection in Ising models were established by Santhanam and Wainwright (2012). In a follow up work, restricted to the class of ferromagnetic models, Shanmugam et al. (2014) related structural conditions of the graph with information-theoretic bounds. Similarly to these works we exploit graph properties to obtain information-theoretic lower bounds for testing. However, as we discussed previously, property testing is a more fundamental problem than graph estimation, and hence our results imply bounds for structure learning and not vice-versa. One of the first

³Inspired by statistical physics jargon, throughout the paper we use the terms ferromagnetic and antiferromagnetic to refer to positive and negative interactions respectively.

⁴i.e., an antiferromagnetic model with a complete graph.

algorithms for structure learning of high dimensional Ising models based on ℓ_1 -regularization was given by Ravikumar et al. (2010), but it was later shown by Montanari and Pereira (2009) to work well only at high temperature regimes. Santhanam and Wainwright (2012) suggested correlation decoders, which are computationally inefficient but to the best of our knowledge have the smallest sample size requirements for general models. Anandkumar et al. (2012) gave a polynomial time neighborhood selection method for models whose graphs satisfy special properties. The first polynomial time algorithm which works for general Ising models was given by Bresler (2015) and was motivated by earlier works on structure recovery (Bresler et al., 2008, 2014). Inspired by the simplicity of the correlation algorithms studied by Montanari and Pereira (2009); Santhanam and Wainwright (2012) we use similar ideas to develop property tests, and demonstrate that for some properties our tests work in vastly different regimes compared to graph recovery.

Finally, we remark that property testing is not unrelated to the more basic detection problems considered by Addario-Berry et al. (2010); Arias-Castro et al. (2012, 2015b,a). In detection, the null hypothesis is typically a model with an empty graph, while the alternative consists of models with graphs containing a certain type of subgraph. This is a major difference with property testing, where both the null and alternative hypothesis may, and usually do contain models with non-empty graphs. Nevertheless, to show minimax bounds of property testing over the class of general Ising models we do consider a detection problem (see Sections 4 and 6 for details).

1.3 Notation

For convenience of the reader we summarize the notation used throughout the paper. For a vector $\mathbf{v} = (v_1, \dots, v_d)^T \in \mathbb{R}^d$, let $\|\mathbf{v}\|_q = (\sum_{i=1}^d v_i^q)^{1/q}$, $1 \leq q < \infty$ with the usual extension for $q = \infty$: $\|\mathbf{v}\|_\infty = \max_i |v_i|$. Moreover, for a matrix $\mathbf{A} \in \mathbb{R}^{d \times d}$ we denote $\|\mathbf{A}\|_p = \max_{\|\mathbf{v}\|_p=1} \|\mathbf{A}\mathbf{v}\|_p$ for $p \geq 1$. For any $n \in \mathbb{N}$ we use the shorthand $[n] = \{1, \dots, n\}$, and we reserve the special notation V_d to denote the vertex set $V_d = [d]$. We denote $\mathbb{N}_0 = \mathbb{N} \cup \{0\}$. For a set $N \subset \mathbb{N}$ we define $\binom{N}{2} = \{(u, v) \mid u < v, u, v \in N\}$ to be the set of ordered pairs of numbers in N . For a graph $G = (V, E)$ we use $V(G) = V$, $E(G) = E$, $\max \deg(G)$ to refer to the vertex set, edge set and maximum degree of G respectively. For two graphs G, G' we use $G' \leq G$ if G' is a *spanning subgraph* of G , i.e., $V(G') = V(G)$ and $E(G') \subseteq E(G)$; we use $G' \subseteq G$ if G' is a subgraph of G but not necessarily a spanning one, i.e., $V(G') \subseteq V(G)$ and $E(G') \subseteq E(G)$. For a probability measure \mathbb{P} , the notation $\mathbb{P}^{\otimes n}$ means the product measure of n independent and identically distributed (i.i.d.) samples from \mathbb{P} .

Any vector $\boldsymbol{\theta} \in \mathbb{R}^{\binom{d}{2}}$ naturally induces an undirected graph $G(\boldsymbol{\theta}) = (V_d, E(\boldsymbol{\theta}))$, where the edge set $E(\boldsymbol{\theta}) = \{(u, v) \mid \theta_{uv} \neq 0, u < v\}$. If E is an arbitrary edge set for $e := (j, k) \in E$ we use the notation $\theta_e = \theta_{jk}$ interchangeably to denote the element e of the vector $\boldsymbol{\theta}$. Given two sequences $\{a_n\}, \{b_n\}$ we write $a_n = O(b_n)$ if there exists a constant $C < \infty$ such that $a_n \leq Cb_n$; $a_n = \Omega(b_n)$ if there exists a positive constant $c > 0$ such that $a_n \geq cb_n$; $a_n = o(b_n)$ if $a_n/b_n \rightarrow 0$, and $a_n \asymp b_n$ if there exists positive constants c and C such that $c < a_n/b_n < C$; $a_n \gtrsim b_n$ if there exists an absolute constant $C > 0$ so that $a_n \geq Cb_n$. Finally we use \wedge and \vee for min and max of two numbers respectively.

1.4 Organization

The remainder of the paper is structured as follows. Minimax bounds for ferromagnetic models are given in Section 2. Section 3 is dedicated to correlation screening algorithms for testing in

ferromagnets. Section 4 provides minimax bounds for general models. Section 5 studies correlation based algorithms for general models. The proof of the main result of Section 4 is given in Section 6. Discussion is postponed to the final Section 7. All remaining proofs are relegated to the appendices.

2 Bounds for Ferromagnets

This section discusses lower and upper bounds on the temperature for ferromagnetic models. We begin by formally introducing the *simple zero-field ferromagnetic* Ising models. Denote the set of all vectors $\boldsymbol{\theta} \in \mathbb{R}^{\binom{d}{2}}$ whose entries are either equal to 0 or $\theta > 0$ by

$$\mathcal{S}(\theta) = \{\boldsymbol{\theta} \in \mathbb{R}^{\binom{d}{2}} \mid \theta_e = 0 \text{ if } e \notin E(\boldsymbol{\theta}), \theta_e = \theta \text{ if } e \in E(\boldsymbol{\theta})\}. \quad (2.1)$$

Given a $\boldsymbol{\theta} \in \mathcal{S}(\theta)$, the simple zero-field ferromagnetic Ising model with signal $\theta > 0$ is given by

$$\mathbb{P}_{\boldsymbol{\theta}}(\mathbf{X} = \mathbf{x}) = \frac{1}{Z_{\boldsymbol{\theta}}} \exp\left(\theta \sum_{(u,v) \in E(\boldsymbol{\theta})} x_u x_v\right), \quad (2.2)$$

where the vector of spins $\mathbf{x} \in \{\pm 1\}^d$ and

$$Z_{\boldsymbol{\theta}} = \sum_{\mathbf{x} \in \{\pm 1\}^d} \exp\left(\theta \sum_{(u,v) \in E(\boldsymbol{\theta})} x_u x_v\right),$$

denotes the normalizing constant, also known as *partition function*. Model (2.2) is equivalent to (1.1), where the spin-spin interactions ξ_{uv} are either equal to 1 or 0 hence the term “simple”. The term “zero-field” refers to the fact that we have set all “main-effects” parameters of the spins x_u to zero, and “ferromagnetic” refers to the fact that all spin-spin interactions are non-negative. As discussed in the introduction, the parameter θ is the inverse temperature but will also be referred to as *signal strength* interchangeably.

A key concept allowing us to quantify the difficulty of testing a graph property \mathcal{P} under the worst possible scenario is the minimax risk. Formally, given data generated from model (2.2) and a property \mathcal{P} , testing (1.2) is equivalent to testing $\mathbf{H}_0 : \boldsymbol{\theta} \in \mathcal{S}_0(\theta)$ versus $\mathbf{H}_1 : \boldsymbol{\theta} \in \mathcal{S}_1(\theta)$ where

$$\mathcal{S}_0(\theta) := \{\boldsymbol{\theta} \in \mathcal{S}(\theta) \mid \mathcal{P}(G(\boldsymbol{\theta})) = 0\}, \quad \mathcal{S}_1(\theta) := \{\boldsymbol{\theta} \in \mathcal{S}(\theta) \mid \mathcal{P}(G(\boldsymbol{\theta})) = 1\}.^5 \quad (2.3)$$

The minimax risk of testing \mathcal{P} is defined as

$$R_n(\mathcal{S}_0(\theta), \mathcal{S}_1(\theta)) := \inf_{\psi} \left[\sup_{\boldsymbol{\theta} \in \mathcal{S}_0(\theta)} \mathbb{P}_{\boldsymbol{\theta}}^{\otimes n}(\psi = 1) + \sup_{\boldsymbol{\theta} \in \mathcal{S}_1(\theta)} \mathbb{P}_{\boldsymbol{\theta}}^{\otimes n}(\psi = 0) \right], \quad (2.4)$$

where the infimum is taken over all measurable binary valued test functions ψ , and recall the notation \otimes^n for a product measure of n i.i.d. observations. Criteria (2.4) evaluates the sum of the worst possible type I and type II errors under the best possible test function ψ . One can always generate $\psi \sim \text{Ber}(\frac{1}{2})$ independently of the data, which yields a minimax risk equal to 1. In the remainder of this section we derive upper and lower bounds on the temperature beyond which $R_n(\mathcal{S}_0(\theta), \mathcal{S}_1(\theta))$ asymptotically equals 1, which implies that asymptotically the best test

⁵The sets $\mathcal{S}_0(\theta)$ and $\mathcal{S}_1(\theta)$ depend on \mathcal{P} , but we suppress this dependence to ease the notation.

of \mathcal{P} would be as good as a random guess. Importantly, here and throughout the manuscript we implicitly assume the high dimensional regime $d := d(n)$, so that asymptotically $d \rightarrow \infty$ as $n \rightarrow \infty$.

To formalize our general signal strength bound for combinatorial properties in Ising models, we need several definitions. Similar definitions were previously used by [Neykov et al. \(2016\)](#) to understand the limitations of combinatorial inference in Gaussian graphical models. The first definition allows us to measure a graph based pre-distance between edges.

Definition 2.1 (Edge Geodesic Pre-distance). Let G be a graph and $\{e, e'\}$ be a pair of edges which need not belong to G . The edge geodesic pre-distance is given by

$$d_G(e, e') := \min_{u \in e, v \in e'} d_G(u, v),$$

where $d_G(u, v)$ denotes the geodesic distance⁶ between vertices u and v on G . If such a path does not exist $d_G(e, e') = \infty$.

Here we use the term *pre-distance* since $d_G(e, e')$ does not obey the triangle inequality. Having defined a pre-distance we can define edge packing sets and packing numbers.

Definition 2.2 (Packing Number). Given a graph $G = (V, E)$ and a collection of edges \mathcal{C} with vertices in V , an r -packing of \mathcal{C} is any subset of edges S , i.e., $S \subseteq \mathcal{C}$ such that each pair of edges $e, e' \in S$ satisfy $d_G(e, e') \geq r$. We define the r -packing number:

$$N(\mathcal{C}, d_G, r) = \max\{|S| \mid S \subseteq \mathcal{C}, S \text{ is } r\text{-packing}\}, \text{ i.e.,}$$

$N(\mathcal{C}, d_G, r)$ is the maximum cardinality of an r -packing set.

A large r -packing number implies that the set \mathcal{C} has a large collection of edges that are far away from each other. Hence the packing number can be understood as a complexity measure of an edge set. The final definition before we state our first result formalizes constructions of graphs belonging to the null and alternative hypothesis and differing in a single edge.

Definition 2.3 (Null-Alternative Divider). For a binary graph property \mathcal{P} , let $G_0 = (V_d, E_0)$ be a graph satisfying $\mathcal{P}(G_0) = 0$. We refer to an edge set

$$\mathcal{C} = \{e_1, \dots, e_m\},$$

as a *null-alternative divider* (or simply *divider* for short) with a null base G_0 if for any $e \in \mathcal{C}$ the graphs $G_e := (V_d, E_0 \cup \{e\})$ satisfy $\mathcal{P}(G_e) = 1$.

Intuitively, a large divider set \mathcal{C} implies that testing \mathcal{P} is difficult since there exist multiple graphs G_e with which one can confuse the graph G_0 . We make this intuition precise in

Theorem 2.4 (Signal Strength Necessary Conditions). Given a binary graph property \mathcal{P} , let G_0 satisfy $\mathcal{P}(G_0) = 0$, and the set \mathcal{C} be a divider set with a null base G_0 . Suppose that $|\mathcal{C}| \rightarrow \infty$ asymptotically. If for some $c < 1$ and $0 < \varepsilon < 1$ we have

$$\theta \leq (1 - \varepsilon) \sqrt{\frac{\log N(\mathcal{C}, d_{G_0}, ((-\log c)^{-1} + \varepsilon) \log \log |\mathcal{C}|)}{n}} \wedge \operatorname{atanh}(c(\max \deg(G_0) + 1)^{-1}),$$

then $\liminf_{n \rightarrow \infty} R_n(\mathcal{S}_0(\theta), \mathcal{S}_1(\theta)) = 1$.

⁶The geodesic distance between u and v is the number of edges on the shortest path connecting u and v .

Theorem 2.4 gives a strategy for obtaining lower bounds on θ using purely combinatorial constructions. Its proof utilizes Dobrushin’s comparison theorem (Föllmer, 1988) to bound the χ^2 divergence between Ising measures deferring in a single edge. The second inequality on θ is required to ensure that the system is in a “high temperature regime” which is where Dobrushin’s theorem holds. In all of our examples one can select a graph G_0 of constant maximum degree and hence the real obstruction on θ is given by the entropy term. Theorem 2.4 is reminiscent of Theorem 2.1 of Neykov et al. (2016); remarkably, similar constructions can be used to give lower bounds on the signal strength in both the Gaussian and Ising models. Even though the statements of the two results are related, their proofs are vastly different. The proof in the Gaussian case heavily relies on the fact that the partition functions can be evaluated in closed form, which is generally impossible in Ising models. We demonstrate the usefulness of Theorem 2.4 in Section 2.1 where we apply it to several examples.

We complement Theorem 2.4 by an upper bound on the inverse temperature θ above which the minimax risk cannot be controlled. The need for such bounds arises due to identifiability issues in Ising models at low temperatures. In such regimes the model develops long range correlations, i.e., even spins which are not neighbors on the graph can become highly correlated. A simple implication of this fact for instance is that it is challenging to tell apart a triangle graph from a vertex with its two disconnected neighbors at low temperatures (see Figure 3). To formalize the statement we first define a class of graph properties. To this end recall the distinction between the spanning subgraph and subgraph inclusions $\trianglelefteq, \subseteq$ introduced in Section 1.3.

Definition 2.5 (Monotone and Strongly Monotone Properties). A binary graph property $\mathcal{P} : \mathcal{G} \mapsto \{0, 1\}$, is called *monotone* if for any two graphs $G' \trianglelefteq G$ we have $\mathcal{P}(G') \leq \mathcal{P}(G)$. A binary property \mathcal{P} is called *strongly monotone* if for any two graphs $G' \subseteq G$ we have $\mathcal{P}(G') \leq \mathcal{P}(G)$.

By definition any strongly monotone property is monotone, however the converse is not true. An example of a strongly monotone property is the size of the largest clique in a graph. On the other hand, an example of a monotone property which is not strongly monotone is graph connectivity. We now state our result giving an upper bound on θ when testing strongly monotone properties. Recall definition (2.3) of the sets $\mathcal{S}_0(\theta), \mathcal{S}_1(\theta)$. We have

Theorem 2.6 (Strongly Monotone Properties Necessary Conditions). Let \mathcal{P} be a strongly monotone property, and H_0 be a graph satisfying $\mathcal{P}(H_0) = 1$. Assume there exists an $l \times r$ biclique⁷ B with $r \geq 2$ such that $B \trianglelefteq H_0$. Suppose there are two vertices u, v belonging to the right side of B , so that adding (u, v) to H_0 gives a graph H_1 satisfying $\mathcal{P}(H_1) = 0$. Let θ satisfy $\theta \geq \frac{2}{l}$ and $\theta \geq \frac{3}{r-2}$ when $r > 2$ or $\theta \geq \log 2$ for $r = 2$. Then if for some $\kappa > 1$ we have

$$\theta \geq \frac{\log \frac{2\kappa nr}{\log \lfloor d/(l+r) \rfloor}}{l}, \quad (2.5)$$

it holds that $\liminf_{n \rightarrow \infty} R_n(\mathcal{S}_0(\theta), \mathcal{S}_1(\theta)) = 1$.

Theorem 2.6 shows how to prove upper bounds on θ using graph constructions. One needs to find a graph H_0 containing a large biclique B , so that adding edges to H_0 transfers it to an alternative graph. The number of “left” vertices l of B appears in (2.5), and therefore the larger B is the harder it is to test \mathcal{P} in the worst case. The intuition behind this is as follows. The existence

⁷A complete bipartite graph.

of the biclique B is a measure of how dense H_0 is. The denser H_0 is the harder it is to tell it apart from H_1 when θ is large. On the other hand the strong monotonicity of \mathcal{P} ensures that if a subgraph H_1 of G satisfies $\mathcal{P}(H_1) = 1$ then $\mathcal{P}(G) = 1$. Therefore if G contains H_0 as a subgraph it becomes hard to test for \mathcal{P} when the value of θ is large. Examples 2.8 and 2.9 of the following section illustrate how to apply Theorem 2.6 in practice.

2.1 Examples

In this section we apply Theorems 2.4 and 2.6 to establish necessary conditions on θ for the three examples discussed in the introduction. When we apply Theorem 2.4 we will use $\varepsilon = \frac{1}{2}$ and $c = e^{-2}$ so that $(-\log c)^{-1} + \varepsilon = 1$.

Example 2.7 (Connectivity). In this example we derive a lower bound on θ for graph connectivity testing. Define “graph connectivity” \mathcal{P} as $\mathcal{P}(G) = 0$ if G is disconnected and $\mathcal{P}(G) = 1$ otherwise. Construct a base graph $G_0 := (V_d, E_0)$ where

$$E_0 := \{(j, j+1)_{j=1}^{\lfloor d/2 \rfloor - 1}, (\lfloor d/2 \rfloor, 1), (j, j+1)_{j=\lfloor d/2 \rfloor + 1}^d, (\lfloor d/2 \rfloor + 1, d)\},$$

and let

$$\mathcal{C} := \{(j, \lfloor d/2 \rfloor + j)_{j=1}^{\lfloor d/2 \rfloor}\} \text{ (see Figure 1)}.$$

Adding any edge from \mathcal{C} to G_0 results in a connected graph, so \mathcal{C} is a divider with a null base G_0 . To construct a packing set of \mathcal{C} , we collect all edges $(j, \lfloor d/2 \rfloor + j)$ for $j \leq \lfloor d/2 \rfloor - \lceil \log \log |\mathcal{C}| \rceil$ satisfying $\lceil \log \log |\mathcal{C}| \rceil$ divides j . This procedure results in a packing set with radius at least $\lceil \log \log |\mathcal{C}| \rceil$ and cardinality of at least $\left\lfloor \frac{|\mathcal{C}|}{\lceil \log \log |\mathcal{C}| \rceil} \right\rfloor - 1$. Therefore

$$\log N(\mathcal{C}, d_{G_0}, \log \log |\mathcal{C}|) \geq \log \left[\left\lfloor \frac{|\mathcal{C}|}{\lceil \log \log |\mathcal{C}| \rceil} \right\rfloor - 1 \right] \asymp \log |\mathcal{C}| \asymp \log d.$$

By Theorem 2.4 the asymptotic risk of connectivity testing is 1 if for some absolute constant $\kappa > 0$

$$\theta < \kappa \sqrt{\log d/n} \wedge \operatorname{atanh}(1/(3e^2)), \quad (2.6)$$

where in the last bound we used $\max \deg(G_0) = 2$.

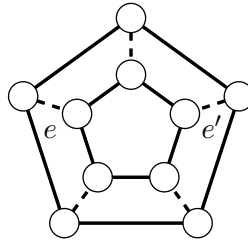


Figure 1: The graph G_0 with two edges $e, e' \in \mathcal{C} : d_{G_0}(e, e') = 2, d = 10$.

Example 2.8 (Cycle Presence). Consider testing the property \mathcal{P} “cycle presence”, i.e. $\mathcal{P}(G) = 0$ if G is a forest and $\mathcal{P}(G) = 1$ otherwise. Define the null base graph $G_0 = (V_d, E_0)$

$$E_0 := \{(j, j+1)_{j=1}^{d-1}\},$$

and let the edge set

$$\mathcal{C} := \{(j, j + 2)_{j=1}^d\},$$

where the addition is taken modulo d (see Figure 2 for a visualization). By construction we have $\mathcal{P}(G_0) = 0$ and $|\mathcal{C}| = d$. Adding any edge from \mathcal{C} to G_0 yields a graph with a cycle, and hence the edge set \mathcal{C} is a divider with a null base G_0 . Moreover, there exists a $\log \log |\mathcal{C}|$ -packing set of \mathcal{C} of cardinality at least $\frac{|\mathcal{C}|-2}{\lceil \log \log |\mathcal{C}| \rceil + 2}$. To see this collect the edges $(j, j + 2)$ for $j = k(\log \log |\mathcal{C}| + 2) + 1$ for $k = 0, 1, \dots$ and $j \leq d - 2$. The last observation implies that

$$\log N(\mathcal{C}, d_{G_0}, \log \log |\mathcal{C}|) \asymp \log \frac{|\mathcal{C}| - 2}{\lceil \log \log |\mathcal{C}| \rceil + 2} \asymp \log d.$$

Hence by Theorem 2.4, using $\max \deg(G_0) = 2$, we conclude that the asymptotic risk of cycle testing is 1 when for some absolute constant $\kappa > 0$

$$\theta < \kappa \sqrt{\log d/n} \wedge \operatorname{atanh}(1/(3e^2)). \quad (2.7)$$

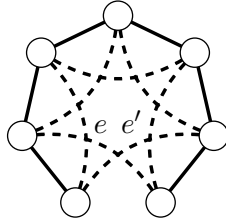


Figure 2: The graph G_0 with two (dashed) edges $e, e' \in \mathcal{C}$ such that $d_{G_0}(e, e') = 2$, $d = 7$.

By definition cycle presence is a strongly monotone property. Figure 3 shows an example of a graph H_0 satisfying the conditions of Theorem 2.6. Concretely, H_0 is a 1×2 biclique which contains no cycle and has the property that adding one edge on its right side gives a graph with a cycle. Applying Theorem 2.6 we obtain an upper bound on θ . If there exists a constant $\kappa > 1$ such that

$$\theta \geq 2 \vee \log \frac{4\kappa n}{\log \lfloor d/3 \rfloor}, \quad (2.8)$$

the minimax risk of cycle testing is asymptotically 1.



Figure 3: The graph H_0 in the left panel is a triangle with a missing edge. H_0 contains a biclique with no cycles. On the other hand, if we add the dashed edge we obtain a triangle graph H_1 , which has a cycle. In terms of the notation of Theorem 2.6 we have $l = 1$ and $r = 2$.

Example 2.9 (Clique Size). In our final example we consider testing the “maximum clique size” property \mathcal{P} , where \mathcal{P} is such that $\mathcal{P}(G) = 0$ if G has no m -clique and $\mathcal{P}(G) = 1$ otherwise.

For a subset $M = \{i_1, \dots, i_m\} \subset V_d$, let $\tilde{C}_M := \binom{M}{2} \setminus \{(i_1, i_2)\}$ denote the m -clique with vertices in M excluding the edge (i_1, i_2) . Define the null base graph $G_0 = (V_d, E_0)$ where

$$E_0 := \bigcup_{j=0}^{\lfloor d/m \rfloor - 1} E(\tilde{C}_{\{jm+1, \dots, (j+1)m\}}).$$

Let the edge set

$$\mathcal{C} := \bigcup_{j=0}^{\lfloor d/m \rfloor - 1} \{(jm+1, jm+2)\},$$

be the union of missing edges in the incomplete m -cliques in E_0 . We refer to Figure 4 for a visualization of this construction. By design have $\mathcal{P}(G_0) = 0$ and $|\mathcal{C}| = \lfloor d/m \rfloor$. Adding any edge from \mathcal{C} to G_0 results in a graph with an m -clique, and hence the edge set \mathcal{C} is a divider with a null base G_0 . Moreover, note that taking any two edges $e, e' \in \mathcal{C}$ we have that $d_{G_0}(e, e') = \infty$ (see Figure 4) and hence \mathcal{C} is an ∞ -packing. Consequently we have

$$\log N(\mathcal{C}, d_{G_0}, \log \log |\mathcal{C}|) = \log(|\mathcal{C}|) = \log \lfloor d/m \rfloor.$$

Since $\max \deg(G_0) = m - 1$ by Theorem 2.4 we have that if

$$\theta \leq \kappa \sqrt{\log \lfloor d/m \rfloor / n} \wedge \operatorname{atanh}(1/(me^2)), \quad (2.9)$$

the minimax risk of testing is asymptotically 1.

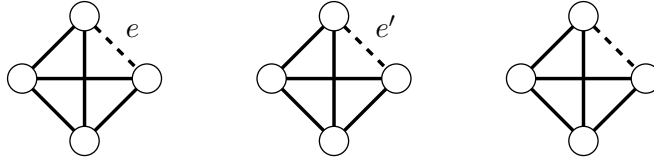


Figure 4: A graph G_0 in solid edges, consisting of incomplete 4-cliques. The set \mathcal{C} consists of all dashed edges. Adding any single one of the dashed edges transfers G_0 to a graph in the alternative.

Since \mathcal{P} is a strongly monotone property, we can apply Theorem 2.6 to upper bound θ . To obtain more precise bounds, let us further restrict the underlying true graph G so that $\max \deg(G) \leq s$, where s is a known integer such that $m \leq s+1$. The following construction of the graph H_0 from the statement of Theorem 2.6 is inspired by Turán's Theorem (e.g., Bollobás, 2004). We build H_0 by taking $\lfloor \frac{s-1}{m-2} \rfloor (m-1)$ vertices, splitting them in $m-1$ equally sized groups and connecting any two vertices belonging to different groups; see Figure 5 for a visualization of H_0 . It is simple to check that H_0 does not contain an m -clique, and adding an edge to H_0 , gives a graph containing an m -clique with maximum degree bounded by s . Furthermore, H_0 contains a $\lfloor \frac{s-1}{m-2} \rfloor \lceil \frac{m-1}{2} \rceil \times \lfloor \frac{s-1}{m-2} \rfloor \lfloor \frac{m-1}{2} \rfloor$ biclique; to see this split the $m-1$ vertex groups into 2 vertex groups: one with all vertices in the first $\lceil \frac{m-1}{2} \rceil$ groups, and the other with all remaining vertices.

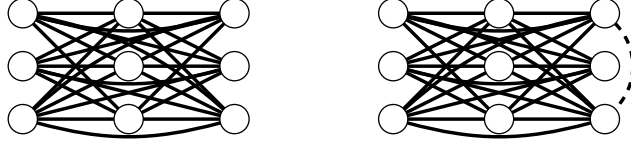


Figure 5: In the left panel we show an example of the graph H_0 . The concrete values of s and m used are $s = 7$ and $m = 4$. H_0 contains no 4-clique, and its maximum degree is smaller than 7. On the other hand adding any edge (such as the dashed edge in the figure on the right) to H_0 results in a graph H_1 which contains a 4-clique, and whose maximum degree remains bounded by 7. The graph H_0 contains a 6×3 biclique, whose right side consists of taking the three rightmost vertices.

We are now in a position to apply Theorem 2.6. To render bound (2.5) in a reader friendly form, we use that the terms $\lfloor \frac{s-1}{m-2} \rfloor \lfloor \frac{m-1}{2} \rfloor$, $\lfloor \frac{s-1}{m-2} \rfloor \lceil \frac{m-1}{2} \rceil$ and $s/2$ are equal up to constants for large enough values of s and m . We have that the minimax risk is asymptotically 1 if for any $\kappa > 1$

$$\theta \gtrsim \frac{3}{s/2 - 2} \vee \frac{\log \frac{\kappa n s}{\log[d/s]}}{s/2}. \quad (2.10)$$

Notably, the maximum degree s of the graph appears in (2.10) unlike in the previous two examples. The bigger the maximum degree is allowed to be, the smaller the signal θ has to be in order for meaningful clique size tests to exist.

3 Correlation Screening for Ferromagnets

In this section we formulate and study the limitations of a greedy correlation screening algorithm on monotone property testing problems. We pay special attention to the examples discussed in Section 2.1. Unlike correlation based decoders, such as the ones studied by Santhanam and Wainwright (2012), this algorithm is designed to directly target the graph property of interest, and also has polynomial runtime for many instances. Moreover, for different properties, the regimes in which the algorithm works differ vastly from graph recovery algorithms. For generality we expand model class (2.2) to include all zero-field ferromagnetic models such that:

$$\mathbb{P}_{\theta}(\mathbf{X} = \mathbf{x}) \propto \exp \left(\sum_{(u,v) \in E(\theta)} \theta_{uv} x_u x_v \right), \quad (3.1)$$

where $\mathbf{x} \in \{\pm 1\}^d$ and for $(u,v) \in E(\theta)$: $\theta_{uv} > 0$. In contrast to (2.2), (3.1) allows for the interactions to have different magnitude.

Akin to Section 3 in Neykov et al. (2016), we define a class of graphs “witnessing” the alternative. For a monotone property \mathcal{P} , and a graph G satisfying $\mathcal{P}(G) = 1$, define the collection of graphs

$$\mathcal{W}_{\mathcal{P}}(G) = \{G' \trianglelefteq G \mid \mathcal{P}(G') = 1\},$$

where recall that the notation $G' \trianglelefteq G$ means that G' is a spanning subgraph of G . The set $\mathcal{W}_{\mathcal{P}}(G)$ is therefore the collection of all spanning subgraphs of G satisfying \mathcal{P} . We refer to graphs in $\mathcal{W}_{\mathcal{P}}(G)$ as *witnesses* of \mathcal{P} . If $\overline{G}_d = (V_d, \binom{V_d}{2})$ denotes the complete graph, the set $\mathcal{W}_{\mathcal{P}}(\overline{G}_d)$ is the collection of all possible witnesses of \mathcal{P} . It is therefore clear that by the monotonicity of \mathcal{P} for two graphs G

and G' such that $\mathcal{P}(G) = 0$ and $G' \in \mathcal{W}_{\mathcal{P}}(\overline{G}_d)$, the set $E(G') \setminus E(G) \neq \emptyset$. Define the parameter sets

$$\begin{aligned} \mathcal{S}_0 &:= \{\boldsymbol{\theta} \in \mathbb{R}^{\binom{d}{2}} \mid \mathcal{P}(G(\boldsymbol{\theta})) = 0\}, \\ \mathcal{S}_1(\theta) &:= \left\{ \boldsymbol{\theta} \in \mathbb{R}^{\binom{d}{2}} \mid \mathcal{P}(G(\boldsymbol{\theta})) = 1, \max_{G' \in \mathcal{W}_{\mathcal{P}}(\overline{G}_d)} \min_{(u,v) \in E(G')} \theta_{uv} \geq \theta > 0 \right\}, \end{aligned}$$

where we suppressed the dependence of \mathcal{S}_0 and $\mathcal{S}_1(\theta)$ on the property \mathcal{P} to simplify the notation. The set \mathcal{S}_0 imposes no signal strength restrictions, while $\mathcal{S}_1(\theta)$ requires the existence of at least one witness of \mathcal{P} , each edge of which corresponds to an interaction with magnitude at least θ . In Section 2.1 we saw that some property tests, such as cycle testing and clique size testing, necessitate further restrictions on their parameters (see (2.8) and (2.10)). Let \mathcal{R} be an appropriately chosen for the property \mathcal{P} restriction set on $\boldsymbol{\theta}$. For instance, an appropriate set \mathcal{R} for cycle testing could be $\mathcal{R} = \{\boldsymbol{\theta} \mid \|\boldsymbol{\theta}\|_{\infty} \leq \Theta\}$ for some $\Theta \geq \theta > 0$.

Before we formulate the correlation screening algorithm, it is useful to first define the extremal correlation

$$\mathcal{T} := \mathcal{T}(\theta, \mathcal{R}, \mathcal{P}) = \min_{\boldsymbol{\theta} \in \mathcal{S}_1(\theta) \cap \mathcal{R}} \min_{(u,v) \in E(\boldsymbol{\theta})} \mathbb{E}_{\boldsymbol{\theta}} X_u X_v. \quad (3.2)$$

\mathcal{T} is the smallest possible correlation between neighboring vertices under any model from the alternative. Provided that we have sufficiently many samples, and the data is generated under an alternative model, all empirical correlations between neighboring vertices should be approximately at least \mathcal{T} . To formally define the empirical correlations, let $\mathbf{X}^{(1)}, \mathbf{X}^{(2)}, \dots, \mathbf{X}^{(n)} \sim \mathbb{P}_{\boldsymbol{\theta}}$ be n i.i.d. samples from the ferromagnetic Ising model (3.1). Define the empirical measure $\widehat{\mathbb{P}}$, so that for any Borel set $A \subset \mathbb{R}^d$: $\widehat{\mathbb{P}}(A) = n^{-1} \sum_{i=1}^n \mathbb{1}(\mathbf{X}^{(i)} \in A)$. Put $\widehat{\mathbb{E}}$ for the expectation under $\widehat{\mathbb{P}}$. To this end, for a given $\delta > 0$ define the universal threshold

$$\tau := \tau(n, d, \delta) = \sqrt{\frac{4 \log d + \log \delta^{-1}}{n}}, \quad (3.3)$$

and consider the following correlation screening Meta-Algorithm 1 for monotone property testing in ferromagnetic Ising models.

Algorithm 1 Correlation Screening Test

Input: $\{\mathbf{X}^{(i)}\}_{i \in [n]}$, θ , \mathcal{R} , \mathcal{P}

Set $\psi = 0$

Calculate the matrix $\mathbf{M} := \{\widehat{\mathbb{E}} X_u X_v\}_{u,v \in V_d}$

Solve

$$\widehat{G} = \operatorname{argmax}_{G' \in \mathcal{W}_{\mathcal{P}}(\overline{G}_d)} \min_{(u,v) \in E(G')} M_{uv} \quad (3.4)$$

Set $\psi = 1$ if $\min_{e \in \widehat{G}} M_e > \mathcal{T}^8 - \tau$.

return ψ

⁸It is assumed that either \mathcal{T} or an upper bound of \mathcal{T} are available in closed form.

The only potentially computationally intensive task in Algorithm 1 is optimization (3.4), which aims to find a witness whose smallest empirical correlation is the largest. However, for many properties solving (3.4) can be done in polynomial time via greedy procedures. We remark that step (3.4) treats M_{uv} as a surrogate of θ_{uv} . Instead, one could opt to substitute M_{uv} with an estimate of the parameter θ_{uv} , which can be obtained via a procedure such as ℓ_1 -regularized vertex-wise logistic regressions (Ravikumar et al., 2010), e.g. Here we prefer to focus on correlation screening due to its simplicity, while we recognize that the estimate M_{uv} may not be a good proxy of θ_{uv} in models at low temperature regimes, which are known to develop long range correlations. We have the following result regarding the performance of Algorithm 1.

Theorem 3.1. Suppose that

$$\mathcal{T} - \max_{\boldsymbol{\theta} \in \mathcal{S}_0 \cap \mathcal{R}} \max_{G' \in \mathcal{W}_{\mathcal{P}}(\overline{G}_d)} \min_{(u,v) \in E(G')} \mathbb{E}_{\boldsymbol{\theta}} X_u X_v > 2\tau. \quad (3.5)$$

Then Algorithm 1 satisfies

$$\sup_{\boldsymbol{\theta} \in \mathcal{S}_0 \cap \mathcal{R}} \mathbb{P}_{\boldsymbol{\theta}}(\psi = 1) \leq \delta \quad \text{and} \quad \sup_{\boldsymbol{\theta} \in \mathcal{S}_1(\boldsymbol{\theta}) \cap \mathcal{R}} \mathbb{P}_{\boldsymbol{\theta}}(\psi = 0) \leq \delta. \quad (3.6)$$

Condition (3.5) ensures that the gap between the minimal correlations in models under the null and alternative hypothesis is sufficiently large even in worst case situations. Specifically, the term \mathcal{T} selects a parameter $\boldsymbol{\theta}$ and an edge in $E(G(\boldsymbol{\theta}))$ corresponding the least possible correlation between neighboring vertices among all alternative models. The second term on the left hand side (LHS) of (3.5), selects a parameter $\boldsymbol{\theta}$ under the null and a witness G' , yielding the largest possible minimal correlation on any of the edges of G' .

Note that any witness $G' \in \mathcal{W}_{\mathcal{P}}(\overline{G}_d)$ contains at least one edge $(u, v) \in E(G')$ corresponding to a parameter $\theta_{uv} = 0$ when $\boldsymbol{\theta} \in \mathcal{S}_0$, while there exists at least one $G' \in \mathcal{W}_{\mathcal{P}}(G(\boldsymbol{\theta}))$ such that $\theta_{uv} \geq \theta$ for all $(u, v) \in E(G')$ if $\boldsymbol{\theta} \in \mathcal{S}_1(\boldsymbol{\theta})$. Hence, if the pairwise correlations are good proxies for the parameters $\boldsymbol{\theta}$ the strategy of Algorithm 1 is viable, since \mathcal{T} would be sufficiently large while the second term of (3.5) would be sufficiently small. Indeed, we show this formally below. Given a sparsity level s and a real number Θ define the ratio

$$R(s, \Theta) := \frac{\cosh(2s\Theta) + 2se^{-2(s-1)\Theta}(\cosh(2(s-1)\Theta))}{2se^{-2(s-1)\Theta} \cosh(2\Theta) + 1}.$$

The following holds

Corollary 3.2. Assume that the parameter $\boldsymbol{\theta} \in \mathcal{R}$, where the restriction set \mathcal{R} is

$$\mathcal{R} = \{\boldsymbol{\theta} \in \mathbb{R}^{\binom{d}{2}} \mid \max \deg(G(\boldsymbol{\theta})) \leq s, \|\boldsymbol{\theta}\|_{\infty} \leq \Theta\}.$$

i. Then if $s \geq 3$ ⁹ and

$$\mathcal{T} - \frac{R(s, \Theta) - 1}{R(s, \Theta) + 1} > 2\tau, \quad (3.7)$$

ii. and/or if $(s-1) \tanh(\Theta) < 1$, and

$$\mathcal{T} - \frac{s \tanh^2(\Theta)}{1 - (s-1) \tanh(\Theta)} > 2\tau, \quad (3.8)$$

⁹Similar condition to (3.5) holds for the case $s = 2$. For details see the proof of Corollary 3.2.

Algorithm 1 satisfies (3.6).

Remark 3.3. Corollary 3.2 ii. ensures that Algorithm 1 satisfies (3.6) in the high temperature regime $s \tanh(\Theta) \ll 1$ when the entries of θ are approximately equal. To see this, note that the FKG inequality (see Theorem 6.2.1 Alon and Spencer (2004)) guarantees

$$\mathcal{T} \geq \tanh(\theta),$$

and therefore if $\theta \asymp \Theta$, $s \tanh(\Theta)$ is sufficiently small, and $\theta \geq \Omega(\tau)$, (3.8) implies that Algorithm 1 controls the type I and type II errors. This fact, coupled with the results of Section 2 suggests that correlation screening is optimal up to scalars in the high temperature regime.

Below we study three specific instances of Algorithm 1 to obtain better understanding of its limitations. Importantly, we observe that the correlation screening test can be constant optimal beyond the high temperature regime for some properties.

3.1 Examples

We now revisit the three examples of Section 2.1.

Example 3.4 (Connectivity). Here we implement the correlation screening algorithm for connectivity testing (see Algorithm 2), and we take the opportunity to contrast property testing to graph recovery. We will argue that correlation screening can test graph connectivity even in graphs of unbounded degree. In contrast, correlation based algorithms fail to learn the structure even in unconnected graphs when the signal strength $\theta \geq \Omega(\frac{1}{s})$, where s denotes the maximum degree of the graph, as argued by Montanari and Pereira (2009).

Algorithm 2 Connectivity Test

Input: $\{\mathbf{X}^{(i)}\}_{i \in [n]}$

Set $\psi = 0$

Calculate the matrix $\mathbf{M} := \{\widehat{\mathbb{E}}X_u X_v\}_{u,v \in V_d}$

Estimate \widehat{T} the maximum spanning tree (MST) on \mathbf{M}^{10} // Equivalent to solving (3.4)

Set $\psi = 1$ if $\min_{e \in \widehat{T}} M_e > \tanh(\theta) - \tau$

return ψ

It is simple to see that the parameter set definitions reduce to

$$\mathcal{S}_0 := \{\theta \mid G(\theta) \text{ is disconnected}\}, \quad \mathcal{S}_1(\theta) := \left\{ \theta \mid \max_{\substack{T \\ \text{tree}}} \min_{(u,v) \in E(T)} \theta_{uv} \geq \theta > 0 \right\},$$

and there are no further parameter restrictions, i.e., $\mathcal{R} \equiv \mathbb{R}^{\binom{d}{2}}$. We have

Corollary 3.5. Assume that $\tanh(\theta) > 2\tau$. Then Algorithm 2 satisfies (3.6).

Corollary 3.5 underscores the difference between property testing and structure learning. Montanari and Pereira (2009) and Santhanam and Wainwright (2012), showed that one cannot recover the graph structure in a ferromagnetic model when the parameter θ exceeds a critical threshold. We also note that the condition $\tanh(\theta) \geq 2\tau$ matches the lower bound prediction (2.6) up to constant terms.

¹⁰Finding an MST can be done efficiently.

Example 3.6 (Cycle Presence). Here we revisit cycle testing. The parameter sets reduce to

$$\mathcal{S}_0 := \{\boldsymbol{\theta} \mid G(\boldsymbol{\theta}) \text{ is a forest}\}, \quad \mathcal{S}_1(\boldsymbol{\theta}) := \left\{ \boldsymbol{\theta} \mid \max_{\substack{C \subseteq G(\boldsymbol{\theta}) \\ \text{cycle}}} \min_{(u,v) \in E(C)} \theta_{uv} \geq \theta > 0 \right\}.$$

Motivated by (2.8) we take the restriction set as $\mathcal{R} = \{\boldsymbol{\theta} \mid \|\boldsymbol{\theta}\|_\infty \leq \Theta\}$. The correlation screening algorithm for cycle testing is given in Algorithm 3. We have the following corollary of Theorem 3.1.

Algorithm 3 Cycle Test

Input: $\{\mathbf{X}^{(i)}\}_{i \in [n]}, \theta$
Set $\psi = 0$
Calculate the matrix $\mathbf{M} := \{\widehat{\mathbb{E}}X_u X_v\}_{u,v \in V_d}$
Add edges with weights from the matrix \mathbf{M} until a cycle \widehat{C} emerges¹¹ // i.e., solve (3.4)
Set $\psi = 1$ if $\min_{e \in \widehat{C}} M_e > \tanh(\theta) - \tau$
return ψ

Corollary 3.7. Assume that $\tanh(\theta) - \tanh^2(\Theta) > 2\tau$. Then Algorithm 3 satisfies (3.6).

Remark 3.8. For the purpose of this remark, let us restrict to model class (2.2), i.e., assume $\theta \equiv \Theta$. In this setting, the condition of Corollary 3.7 reduces to the quadratic inequality $t - t^2 > 2\tau$, where we put $t := \tanh(\theta)$ for brevity. Equivalently, the feasible values of θ should satisfy

$$\frac{1 - \sqrt{1 - 8\tau}}{2} \leq t \leq \frac{1 + \sqrt{1 - 8\tau}}{2}.$$

To make the calculation more accessible we will now use the notation $f(x) \approx g(x)$ in the sense that $\lim_{x \downarrow 0} \frac{f(x)}{g(x)} = 1$. When $\tau = o(1)$, it is simple to check that $\frac{1 - \sqrt{1 - 8\tau}}{2} \approx 2\tau$ and $\frac{1 + \sqrt{1 - 8\tau}}{2} \approx 1 - 2\tau$. It therefore follows that Algorithm 3 is successful when

$$2\tau \approx \operatorname{atanh}(2\tau) \leq \theta \leq \operatorname{atanh}(1 - 2\tau) \approx \log(1/\tau)/2.$$

Up to scalars the above inequalities agree with bounds (2.7) and (2.8) given in Section 2.1. An alternative correlation based cycle test which works for general models is given in Section 5.1.

Example 3.9 (Clique Size). Finally we revisit clique size testing. The parameter sets reduce to

$$\mathcal{S}_0(\Theta) := \{\boldsymbol{\theta} \mid G(\boldsymbol{\theta}) \text{ has no } m\text{-clique}\}, \quad \mathcal{S}_1(\boldsymbol{\theta}, \Theta) := \left\{ \boldsymbol{\theta} \mid \max_{\substack{C \subseteq G(\boldsymbol{\theta}) \\ m\text{-clique}}} \min_{(u,v) \in E(C)} \theta_{uv} \geq \theta > 0 \right\},$$

and let the restriction set $\mathcal{R} = \{\boldsymbol{\theta} \mid \|\boldsymbol{\theta}\|_\infty \leq \Theta, \max \deg(G(\boldsymbol{\theta})) \leq s\}$, where $2 \leq m \leq s + 1$. We summarize the correlation screening implementation for clique size testing in Algorithm 4. To this end for a $Z \sim N(0, 1)$ define

$$r(m, \theta) := \frac{e^{2\theta} \mathbb{E} \cosh^{m-2}(\sqrt{\theta}Z + 2\theta)}{\mathbb{E} \cosh^{m-2}(\sqrt{\theta}Z)}.$$

Algorithm 4 Clique Size Test

Input: $\{\mathbf{X}^{(i)}\}_{i \in [n]}, \theta$
Set $\psi = 0$
Calculate the matrix $\mathbf{M} := \{\widehat{\mathbb{E}}X_u X_v\}_{u,v \in V_d}$
Add edges with weights from the matrix \mathbf{M} until an m -clique \widehat{C} emerges¹²// i.e., solve (3.4)
Set $\psi = 1$ if $\min_{e \in \widehat{C}} M_e > \frac{r(m,\theta)-1}{r(m,\theta)+1} - \tau$
return ψ

The following holds

Corollary 3.10. For $\theta \in \mathcal{S}_1(\theta) \cap \mathcal{R}$ we have $\mathcal{T} = \frac{r(m,\theta)-1}{r(m,\theta)+1}$. Hence if $(s, m, d, n, \theta, \Theta)$ are such that either of (3.7) or (3.8) hold then Algorithm 4 satisfies (3.6).

Remark 3.11. We now comment on the implications of Corollary 3.10 over model class (2.2), i.e., we assume $\theta \equiv \Theta$. In Remark 3.3 we already argued that if $s \tanh(\theta) < \nu$ for some sufficiently small $\nu > 0$, Algorithm 4 controls the type I and type II errors as long as $\theta \geq \Omega(\tau)$. Since $\tanh(\theta) \approx \theta$ for small θ , in the high temperature regime $\theta < \nu/s$ Algorithm 4 matches the lower bound (2.9).

Unfortunately, condition (3.7) is not strong enough to ensure that Algorithm 4 works in the regime $\theta \geq \Omega(1/s)$ for all values of m . However, (3.7) suffices to show that it works when $m = s + 1$. In Remark C.4 of Appendix C, we formally argue that when $m = s + 1$, $\theta = \Theta$, $e^{s\theta} \gg s$, provided that

$$\theta \leq \frac{\log(2/\tau)}{4(s-1)}, \quad (3.9)$$

Algorithm 4 satisfies (3.6). Note that (3.9) matches bound (2.10) up to scalars. Hence the special case of clique size testing when $m = s + 1$ is yet another example confirming that correlation screening can be useful for property testing even at low temperatures.

4 Bounds for General Models

So far we studied model classes admitting only ferromagnetic interactions. The situation drastically changes if one considers the general class of zero-field Ising models, which includes models with antiferromagnetic, i.e., negative interactions. The main result of this section is an impossibility theorem, which shows that testing strongly monotone properties over this general class of models requires boundedness of a certain maximum functional of the property. We also argue more specifically, that unlike in the ferromagnetic case, connectivity testing is not feasible at low temperatures over the general model class unless the degree of the graph is bounded. Both of these results sharply contrast what we have seen in the previous sections of the paper.

¹¹Finding the cycle \widehat{C} takes at most d steps, and can be done efficiently.

¹²Fast algorithms for m -clique presence exist when either m or $s - m$ are bounded. For example, when a new edge (u, v) is added, walk over common neighbors of both u and v , and check for an m -clique. There are at most $\frac{ds}{2}$ steps and at each step we have to check at most $\binom{s-1}{m-2}$ m -cliques, giving a runtime bound of $O(ds(s + m^2 \binom{s-1}{m-2}))$.

Concretely, we will work with the simple zero-field models specified by the parameters $\theta \in \mathcal{S}(\theta)$ (recall the definition of $\mathcal{S}(\theta)$ (2.1)) and $\xi \in \{\pm 1\}^{\binom{d}{2}}$ as

$$\mathbb{P}_{\theta, \xi}(\mathbf{X} = \mathbf{x}) \propto \exp\left(\theta \sum_{(u,v) \in E(\theta)} \xi_{uv} x_u x_v\right). \quad (4.1)$$

Expression (4.1) has more degrees of freedom compared to (2.2) since the spin-spin interactions in (4.1) are allowed to be negative. Intuitively, interactions corresponding to $\xi_{uv} = -1$ have a “repelling” effect on the corresponding spins u and v , whereas interactions with $\xi_{uv} = 1$ have an “attracting” effect.

Given a monotone property \mathcal{P} , recall definition (2.3) of the parameter sets $\mathcal{S}_0(\theta), \mathcal{S}_1(\theta)$. Below we redefine the minimax risk to reflect the model class expansion. Let

$$R_n(\mathcal{S}_0(\theta), \mathcal{S}_1(\theta)) := \inf_{\psi} \left[\sup_{\xi \in \{\pm 1\}^{\binom{d}{2}}} \sup_{\theta \in \mathcal{S}_0(\theta)} \mathbb{P}_{\theta, \xi}^{\otimes n}(\psi = 1) + \sup_{\xi \in \{\pm 1\}^{\binom{d}{2}}} \sup_{\theta \in \mathcal{S}_1(\theta)} \mathbb{P}_{\theta, \xi}^{\otimes n}(\psi = 0) \right], \quad (4.2)$$

where $\mathbb{P}_{\theta, \xi}^{\otimes n}$ denotes the product measure of n i.i.d. observations of (4.1). Armed with this new definition we have

Theorem 4.1. Assume θ belongs to the restriction set $\mathcal{R} = \{\theta \in \mathbb{R}^{\binom{d}{2}} \mid \max \deg(G(\theta)) \leq s\}$, where $s = o(\sqrt{d})$. Suppose that the strongly monotone property \mathcal{P} satisfies $\mathcal{P}(\emptyset) = 0$ and $\mathcal{P}(C_s) = 1$, where C_s denotes an s -clique graph. Then if for some small $\varepsilon > 0$,

$$\frac{s \log d / s^2}{n} > 2 + \varepsilon \text{ and } \frac{s \log d / (2s)}{n \log \sqrt{2s}} \geq 1 + \varepsilon, \quad (4.3)$$

we have $\liminf_{n \rightarrow \infty} \inf_{\theta \geq 0} R_n(\mathcal{S}_0(\theta) \cap \mathcal{R}, \mathcal{S}_1(\theta) \cap \mathcal{R}) = 1$.

Remark 4.2. At first glance it might appear that the statement of the above result is vacuous, since in the high dimensional literature the scaling $\frac{s \log d}{n} = o(1)$ is often assumed. This assumption is related to the fact that the quantity $\sqrt{\frac{s \log d}{n}}$ corresponds to optimal rates of estimation for the ℓ_2 norm (e.g., Lemma 3 of Ravikumar et al., 2010). We would like to emphasize that the conclusion of Theorem 4.1 has implications regarding testing and detection problems, and therefore while related to, should not be confused with minimax optimal estimation rates.

We would further like to contrast our result with similar known bounds such Theorem 1 of Santhanam and Wainwright (2012) and Theorem 1 of Bresler et al. (2008). The key differences between our result and these known bounds are that, first (4.3) is valid for property testing and even more generally for a certain detection problem (see the proof in Section 6 for more details), while previous results are valid only for structure recovery; and therefore second — the worst cases are very different. In fact both previously known bounds remain valid in the smaller class of ferromagnetic models, while as we saw in Section 3, some strongly monotone property tests such as cycle presence do not exhibit such limitations.

Note that for any non-constant strongly monotone \mathcal{P} one has $\mathcal{P}(\emptyset) = 0$. Further, the requirement that \mathcal{P} holds true on C_s is mild, since for any non-zero strongly monotone \mathcal{P} one can always find a sufficiently large s for which \mathcal{P} is satisfied. The only true restriction of Theorem 4.1 on \mathcal{P} is thus that one has to be able to find s in the sparse regime $s \ll \sqrt{d}$.

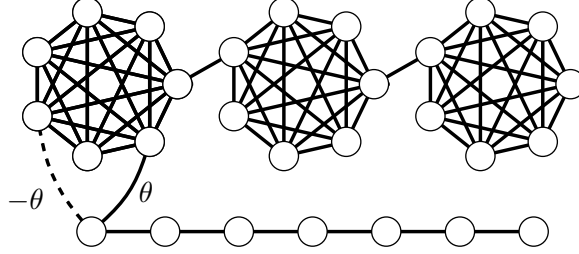


Figure 6: Testing connectivity on a model with a connected graph as above is difficult. All solid edges correspond to positive interactions with magnitude θ , while the dashed edge corresponds to a negative interaction with magnitude $-\theta$. The cliques are chosen of maximum size s so that the total degree remains at most than s . When the value of θ is large, the majority of the spins in each clique will tend to have the same sign. Hence the two interactions with the node in the path graph are “likely” to cancel out, which will make it hard to tell this graph from the disconnected graph consisting of the connected cliques and the path graph. We exploit this construction in the proof of Proposition 4.3.

Loosely speaking Theorem 4.1 shows that when the quantity $\frac{s \log d/s}{n}$ (up to a log factor) is large, strongly monotone property testing over the model class (4.1) is very difficult in the sparse regime when $s \ll \sqrt{d}$. What is more, this statement remains valid regardless how large or small the signal strength parameter $\theta \geq 0$ is allowed to be. This contrasts sharply with our results in the ferromagnetic case, where we have already seen an example which did not require such a condition. Take the cycle testing example in Section 3.6. In this example if s denotes the maximum degree of the graph, we can always take an s -clique C_s (which certainly contains a cycle), and hence s has to satisfy (4.3) in order for tests with reasonable minimax risk (4.2) to exist. In contrast Corollary 3.7 shows that controlling the minimax risk is possible without requirements on the maximum degree of the graph. Theorem 4.1 shows that this is no longer the case over the broader model class (4.1).

The proof of Theorem 4.1 is involved, and in fact shows that a more basic problem than property testing is impossible when (4.3) holds. Namely, the proof argues that testing the null hypothesis of a model with an empty graph versus the alternative of a model containing an antiferromagnetic s -clique is very difficult. Clearly, one would be able to tell those two scenarios apart if there exists a test of whether a property \mathcal{P} satisfying the requirements of Theorem 4.1 holds. The details of the proof can be found in Section 6.

Theorem 4.1 sheds some light on the complexity involved in testing within model class (4.1). However, it also leaves something to be desired, namely it does not quantify the effect θ has, and it does not address specific properties which may potentially exhibit different complexity. Moreover, it only applies to strongly monotone properties and not to all monotone properties, and thus in particular it does not apply to connectivity testing. Below we give an explicit upper bound on the parameter θ for connectivity testing within the model class (4.1). We show a particularly hard case for connectivity testing in Figure 6 and include a brief explanation in its caption.

Proposition 4.3. Let \mathcal{P} be graph connectivity. Assume θ belongs to the restriction set $\mathcal{R} = \{\theta \in \mathbb{R}^{\binom{d}{2}} \mid \max \deg(G(\theta)) \leq s\}$. Let s, n, d be sufficiently large, and suppose $\theta \geq \frac{3}{2\lfloor s/4 \rfloor - 2}$ and there

exists a $\kappa > 1$ so that

$$\theta > \frac{2 \log \frac{\kappa s n}{\log(ds)}}{s - 16}. \quad (4.4)$$

Then the minimax risk (4.2) satisfies $\liminf_{n \rightarrow \infty} R_n(\mathcal{S}_0(\theta) \cap \mathcal{R}, \mathcal{S}_1(\theta) \cap \mathcal{R}) = 1$, where $\mathcal{S}_0(\theta), \mathcal{S}_1(\theta)$ are defined in (2.3).

Importantly, condition (4.4) implies that the maximum degree cannot be too large with respect to the other parameters if we hope for a connectivity test with a good control over both type I and type II errors to exist. Recall that no such conditions were needed in Corollary 3.5 when testing connectivity in ferromagnets.

5 Correlation Testing for General Models

Section 4 made it apparent that property testing is more challenging in the enlarged model space (4.1). In this section we work with an even larger class of zero-field models compared to (4.1) which are specified as:

$$\mathbb{P}_{\boldsymbol{\theta}}(\mathbf{X} = \mathbf{x}) \propto \exp\left(\sum_{(u,v) \in E(\boldsymbol{\theta})} \theta_{uv} x_u x_v\right), \quad (5.1)$$

where $\theta \leq |\theta_{uv}| \leq \Theta, (u, v) \in E(\boldsymbol{\theta})$ are unknown parameters and $\mathbf{x} \in \{\pm 1\}^d$. For a monotone property \mathcal{P} define the parameter sets

$$\begin{aligned} \mathcal{S}_0(\theta, \Theta) &:= \{\boldsymbol{\theta} \in \mathbb{R}^{\binom{d}{2}} \mid \theta \leq |\theta_{uv}| \leq \Theta, \mathcal{P}(G(\boldsymbol{\theta})) = 0\}, \\ \mathcal{S}_1(\theta, \Theta) &:= \{\boldsymbol{\theta} \in \mathbb{R}^{\binom{d}{2}} \mid \theta \leq |\theta_{uv}| \leq \Theta, \mathcal{P}(G(\boldsymbol{\theta})) = 1\}. \end{aligned}$$

Different from Section 3, here we impose signal strength restrictions even in the null set $\mathcal{S}_0(\theta, \Theta)$ and leave the more general setting for future work. We note that one can no longer rely on the screening algorithms of Section 3 to perform a property test for data generated by (5.1). The success of correlation screening hinges on the fact that in ferromagnets deleting edges reduces correlations, which no longer holds in the model class (5.1). One alternative would be to perform exact structure recovery, and check whether the graph property in question holds on the desired graph. Possibilities of exact graph recovery include methods developed in (Bresler et al., 2008; Ravikumar et al., 2011; Santhanam and Wainwright, 2012; Anandkumar et al., 2012; Bresler, 2015).

Below we take a different route, and modify the correlation decoders of Santhanam and Wainwright (2012) by specializing them to property testing. Specifically we consider a score test type of approach, which only involves model fitting assuming the null hypothesis holds. Suppose there exists an algorithm \mathcal{A} mapping the data input as

$$\mathcal{A}(\{\mathbf{X}^{(i)}\}_{i \in [n]}, \theta, \Theta, \mathcal{P}) \mapsto \tilde{\boldsymbol{\theta}}, \quad (5.2)$$

so that the output $\tilde{\boldsymbol{\theta}} \in \mathcal{S}_0(\theta, \Theta)$ and in addition if the true underlying graph $G(\boldsymbol{\theta})$ satisfies $\mathcal{P}(G(\boldsymbol{\theta})) = 0$ then

$$\max_{u,v \in V_d} |\widehat{\mathbb{E}} X_u X_v - \mathbb{E}_{\tilde{\boldsymbol{\theta}}} X_u X_v| \leq \varepsilon(\delta), \quad (5.3)$$

holds with probability at least $1 - \delta$. Define the test

$$\psi_\rho(\{\mathbf{X}^{(i)}\}_{i \in [n]}, \tilde{\boldsymbol{\theta}}) := \mathbb{1}(\max_{u,v} |\widehat{\mathbb{E}}X_u X_v - \mathbb{E}_{\tilde{\boldsymbol{\theta}}}X_u X_v| \geq \rho). \quad (5.4)$$

Recall the definition of the threshold τ (3.3) and let

$$\mathcal{T} := \mathcal{T}(\theta, \Theta, s) = \frac{\sinh^2(\theta/4)}{2s\Theta(3 \exp(2s\Theta) + 1)}. \quad (5.5)$$

The following holds

Proposition 5.1. Suppose that \mathcal{A} is an algorithm satisfying (5.3), and $(s, n, d, \theta, \Theta)$ are such that

$$\mathcal{T} \geq \tau + \varepsilon(\delta), \quad (5.6)$$

for a small $\delta > 0$. Then the test $\psi_{\varepsilon(\delta)}$ given in (5.4) satisfies

$$\sup_{\boldsymbol{\theta} \in \mathcal{S}_0(\theta, \Theta)} \mathbb{P}(\psi_{\varepsilon(\delta)} = 1) \leq \delta \quad \text{and} \quad \sup_{\boldsymbol{\theta} \in \mathcal{S}_1(\theta, \Theta)} \mathbb{P}(\psi_{\varepsilon(\delta)} = 0) \leq \delta. \quad (5.7)$$

A key component for the existence of a successful test (5.4) is the algorithm \mathcal{A} satisfying condition (5.3). One example how to construct such an algorithm, is to solve the following optimization problem

$$\mathcal{A}(\{\mathbf{X}^{(i)}\}_{i \in [n]}, \theta, \Theta, \mathcal{P}) = \operatorname{argmin}_{\boldsymbol{\theta} \in \mathcal{S}_0(\theta, \Theta)} \max_{u,v \in V_d} |\widehat{\mathbb{E}}X_u X_v - \mathbb{E}_{\boldsymbol{\theta}}X_u X_v|. \quad (5.8)$$

In the following lemma we show that (5.3) indeed holds.

Lemma 5.2. If the algorithm \mathcal{A} is defined by (5.8), then (5.3) holds with $\varepsilon(\delta) = \tau$.

By combining the statements of Proposition 5.1 and Lemma 5.2, we arrive at an abstract generic property test summarized in Algorithm 5.

Algorithm 5 Generic Property Test

Input: $\{\mathbf{X}^{(i)}\}_{i \in [n]}, \theta, \Theta, \mathcal{P}$
 Calculate the matrix $\{\widehat{\mathbb{E}}X_u X_v\}_{u,v \in V_d}$
 Solve $\tilde{\boldsymbol{\theta}} = \operatorname{argmin}_{\boldsymbol{\theta} \in \mathcal{S}_0(\theta, \Theta)} \max_{u,v \in V_d} |\widehat{\mathbb{E}}X_u X_v - \mathbb{E}_{\boldsymbol{\theta}}X_u X_v|$
 Output $\psi_\tau(\{\mathbf{X}^{(i)}\}_{i \in [n]}, \tilde{\boldsymbol{\theta}})$

A sufficient condition for Algorithm 5 to satisfy (5.7) is $\mathcal{T} \geq 2\tau$, where \mathcal{T} is defined in (5.5). One potential problem with Algorithm 5 is that solving (5.8) in general requires combinatorial optimization, which will likely result in non-polynomial runtime complexity for most properties. However, unlike the structure learning procedure of [Santhanam and Wainwright \(2012\)](#) which also requires combinatorial optimization, Algorithm 5 has the advantage that it does not need to optimize over the entire set of graphs \mathcal{G} but only over the smaller set $\{G \mid \mathcal{P}(G) = 0\}$. We conclude this section by proposing a custom variant of this algorithm specialized to cycle testing which uses a different algorithm \mathcal{A} and can be ran in polynomial time.

¹³Here $\widehat{\mathbb{E}}$ is the empirical expectation defined in Section 3, while $\mathbb{E}_{\tilde{\boldsymbol{\theta}}}$ is the expectation with respect to the measure $\mathbb{P}_{\tilde{\boldsymbol{\theta}}}$ from (5.1).

5.1 A Computationally Efficient Cycle Test

In this section we propose an efficient algorithm \mathcal{A} satisfying (5.3) for cycle testing. Having computationally efficient algorithms for cycle testing is beneficial in practice, since if we have enough evidence that graph is a forest, we can recover its structure efficiently (Chow and Liu, 1968). We summarize the algorithm \mathcal{A} called “cycle test map” in Algorithm 6.

Algorithm 6 Cycle Test Map

Input: $\{\mathbf{X}^{(i)}\}_{i \in [n]}$, θ , Θ
 Calculate the matrix $\mathbf{M} := \{\widehat{\mathbb{E}}X_u X_v\}_{u,v \in V_d}$
 Find a MST \tilde{T} with edge weights $|M_{uv}|$
for $1 \leq u < v \leq d$ **do**
 if $(u, v) \notin E(\tilde{T})$ or $|M_{uv}| < \tanh(\theta) - \tau$ **then**
 $\theta_{uv} \leftarrow 0$; $E(T) \leftarrow E(T) \setminus \{(u, v)\}$
 else
 $\tilde{\theta}_{uv} \leftarrow \text{sign}(M_{uv})((\text{atanh}(|M_{uv}|) \wedge \Theta) \vee \theta)$
 end if
end for
return $(\tilde{T}, \tilde{\theta})$

Given the output $(\tilde{T}, \tilde{\theta})$ of Algorithm 6, evaluating the expectations $\mathbb{E}_{\tilde{\theta}} X_u X_v$ needed in (5.4) can be done in polynomial time via the simple formula

$$\mathbb{E}_{\tilde{\theta}} X_u X_v = \prod_{(k,\ell) \in \mathcal{P}_{u \rightarrow v}^{\tilde{T}}} \mathbb{E}_{\tilde{\theta}} X_k X_\ell = \prod_{(k,\ell) \in \mathcal{P}_{u \rightarrow v}^{\tilde{T}}} \tanh(\tilde{\theta}_{k\ell}),^{14}$$

where $\mathcal{P}_{u \rightarrow v}^{\tilde{T}}$ denotes the path between vertices u and v in the forest $\tilde{T} = G(\tilde{\theta})$. Next, we show the validity of the test in (5.4).

Proposition 5.3. Suppose that $\tanh(\theta)(1 - \tanh(\Theta)) > 2\tau$. Then the output of Algorithm 6 satisfies (5.3) with

$$\varepsilon(\delta) = \tau \frac{2 - \tanh(\Theta)}{1 - \tanh(\Theta)}. \quad (5.9)$$

By combining Propositions 5.1 and 5.3 we immediately conclude that if $\mathcal{T} \geq \tau \frac{3 - 2 \tanh(\Theta)}{1 - \tanh(\Theta)}$, and the constraints of Proposition 5.3 hold, using the output $(\tilde{T}, \tilde{\theta})$ of Algorithm 6 with the test $\psi_{\varepsilon(\delta)}$ of (5.4) with $\varepsilon(\delta)$ as in (5.9), satisfy (5.7).

6 Proof of Theorem 4.1

This section is dedicated to the proof of the main result of Section 4. To ease the presentation we define the following notation. For a set $S \subset \mathbb{R}$, a set $V \subset \mathbb{N}$ by $\mathbf{x} \in S^V$ we understand $\mathbf{x} = (x_k)_{k \in V}$

¹⁴The validity of this formula follows by Proposition A.3 and Lemma A.4 which can be found in the supplement.

and $x_k \in S$. For a vector $\mathbf{x} \in \mathbb{R}^W$, and a set V where $V \subseteq W \subset \mathbb{N}$ let

$$S_{\mathbf{x}}^V := \sum_{k \in V} x_k, \text{ and } SS_{\mathbf{x}}^V = \sum_{(k, \ell) \in \binom{V}{2}} x_k x_\ell, \quad (6.1)$$

where we remind the reader that $\binom{V}{2} = \{(k, \ell) \mid k < \ell, k, \ell \in V\}$. To relieve the sub-indices, we further introduce a slight abuse of notation. For a fixed $\theta > 0$ and a *multigraph* G (i.e., a graph allowed to have more than one edge joining two vertices) we denote with \mathbb{P}_G the Ising measure

$$\mathbb{P}_G(\mathbf{X} = \mathbf{x}) \propto \exp\left(-\theta \sum_{(u, v) \in E(G)} x_u x_v\right),$$

for $\theta \geq 0$. In this way, when G is a simple graph, this notation is consistent with $\mathbb{P}_{\theta, -\mathbf{1}}$ where $\theta \in \mathcal{S}(\theta)$, $G = G(\theta)$ and $-\mathbf{1}$ is the vector whose entries are all equal to -1 . For the convenience of the reader below is a definition of χ^2 -divergence which we use in the proof.

Definition 6.1 (χ^2 -divergence). For two measures \mathbb{P} and \mathbb{Q} satisfying $\mathbb{P} \ll \mathbb{Q}$ the χ^2 -divergence is defined by

$$D_{\chi^2}(\mathbb{P}, \mathbb{Q}) = \mathbb{E}_{\mathbb{Q}} \left(\frac{d\mathbb{P}}{d\mathbb{Q}} - 1 \right)^2.$$

We proceed with the

Proof of Theorem 4.1. The proof is concerned with a more fundamental problem than testing the strongly monotone property \mathcal{P} . Namely we consider the problem of detecting an antiferromagnetic s -clique. To elaborate in detail, for a set V with cardinality $|V| = s$, let $C_s(V)$ denote the s -clique with vertices in the set V . For a vertex set $V \subset V_d$, put $G_V := (V_d, E(C_s(V)))$. The pdf of the Ising model \mathbb{P}_{G_V} is given by

$$\mathbb{P}_{G_V}(\mathbf{X} = \mathbf{x}) \propto \exp\left(-\theta SS_{\mathbf{x}}^V\right),$$

where $\mathbf{x} \in \mathbb{R}^d$ and $\theta \geq 0$. Let \mathbb{P}_{\emptyset} denote a d -dimensional Rademacher vector corresponding to the null hypothesis, i.e., the hypothesis with an empty graph, or equivalently the null hypothesis when $\theta = 0$. Given a sample of n observations from the measure \mathbb{P} , the antiferromagnetic clique detection problem aims to test

$$\mathbf{H}_0 : \mathbb{P} = \mathbb{P}_{\emptyset} \text{ vs } \mathbf{H}_1 : \mathbb{P} = \mathbb{P}_{G_V} \text{ for some } V \subset V_d, |V| = s. \quad (6.2)$$

It is clear that any test of \mathcal{P} , can test (6.2) with the same type I and type II error control. Let π denote the distribution uniformly sampling the vertex set $V \subset V_d$ of an s -clique. Define the mixture measure

$$\bar{\mathbb{P}}^{\otimes n}(\mathbf{X}_1 = \mathbf{x}_1, \dots, \mathbf{X}_n = \mathbf{x}_n) := \mathbb{E}_{V \sim \pi} \mathbb{P}_{G_V}^{\otimes n}(\mathbf{X}_1 = \mathbf{x}_1, \dots, \mathbf{X}_n = \mathbf{x}_n).$$

Using Le Cam's Lemma (Yu, 1997), we have

$$R_n(\mathcal{S}_0(\theta) \cap \mathcal{R}, \mathcal{S}_1(\theta) \cap \mathcal{R}) \geq 1 - \frac{1}{2} \sqrt{D_{\chi^2}(\bar{\mathbb{P}}^{\otimes n}, \mathbb{P}_{\emptyset}^{\otimes n})}.$$

Therefore it suffices to control the divergence $D_{\chi^2}(\bar{\mathbb{P}}^{\otimes n}, \mathbb{P}_{\emptyset}^{\otimes n})$ (recall Definition 6.1).

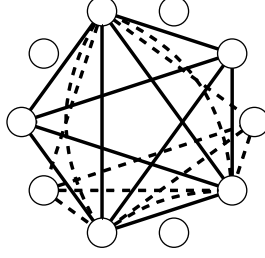


Figure 7: The multigraph $C_s(V) \oplus C_s(V')$ is the graph whose adjacency matrix is the sum of the adjacency matrices of $C_s(V)$ and $C_s(V')$, i.e., $\mathbf{A}_{C_s(V) \oplus C_s(V')} = \mathbf{A}_{C_s(V)} + \mathbf{A}_{C_s(V')}$. Above is a depiction of $C_s(V) \oplus C_s(V')$, where $s = 5, d = 10$ and $|V \cap V'| = 3$; $C_s(V)$ is plotted with solid edges, while $C_s(V')$ is plotted with dashed edges.

To write the expression $D_{\chi^2}(\overline{\mathbb{P}}^{\otimes n}, \mathbb{P}_{\emptyset}^{\otimes n})$ in a convenient form, we need to introduce several quantities. To this end take the s -clique graph $C_s(V)$ and for a $\theta > 0$ define the partition function

$$Z_{C_s(V)}(\theta) := \sum_{\mathbf{x} \in \{\pm 1\}^V} \exp(-\theta SS_{\mathbf{x}}^V).$$

Taking two s -clique graphs $C_s(V)$ and $C_s(V')$ define the partition function based on the multigraph $C_s(V) \oplus C_s(V')$ (see Figure 7):

$$Z_{C_s(V) \oplus C_s(V')}(\theta) := \sum_{\mathbf{x} \in \{\pm 1\}^{V \cup V'}} \exp(-\theta [SS_{\mathbf{x}}^V + SS_{\mathbf{x}}^{V'}]).$$

Define the standardized version of the partition function above by

$$T(\theta, V \cap V') := \frac{Z_{C_s(V) \oplus C_s(V')}(\theta)}{2^{2s - |V \cap V'|}}.$$

Note that when $V \cap V' = \emptyset$, $T(\theta, \emptyset) = \frac{Z_{C_s(V)}(\theta) Z_{C_s(V')}(\theta)}{2^{2s}}$. A bit of algebra shows that one can write

$$D_{\chi^2}(\overline{\mathbb{P}}^{\otimes n}, \mathbb{P}_{\emptyset}^{\otimes n}) = \mathbb{E}_{V, V' \sim \pi} \frac{T^n(\theta, V \cap V')}{T^n(\theta, \emptyset)} - 1, \quad (6.3)$$

where $V, V' \sim \pi$ indicates a two sample i.i.d. draw from π . We now state the key result enabling us to prove Theorem 4.1, and defer its proof to after we complete this proof.

Theorem 6.2. For any pair of vertex sets V, V' of cardinality s , the ratio

$$\frac{Z_{C_s(V) \oplus C_s(V')}(\theta)}{Z_{C_s(V)}(\theta) Z_{C_s(V')}(\theta)},$$

is non-decreasing in θ for $\theta \geq 0$.

Although the statement of Theorem 6.2 is elementary, its proof is involved. The main difficulty stems from the fact that we are considering an antiferromagnetic model, which is known to exhibit

much more complicated phase transitions compared with the ferromagnetic case and also does not in general obey correlation inequalities.

Fix two vertex sets V, V' of cardinality s , and let $\mathcal{I} = V \cap V'$ for brevity. By virtue of Theorem 6.2, we have that $\frac{T(\theta, \mathcal{I})}{T(\theta, \emptyset)}$ is increasing in θ . Hence to upper bound this ratio it suffices to understand its behavior in the limit $\theta \rightarrow \infty$. Define $U := S_{\mathbf{x}}^{V \setminus \mathcal{I}}$ and $I := S_{\mathbf{x}}^{\mathcal{I}}$, and rewrite $T(\theta, \mathcal{I})$ as

$$T(\theta, \mathcal{I}) = e^{s\theta} \sum_{I=-|\mathcal{I}|, 2\lfloor I+|\mathcal{I} \rfloor}^{|\mathcal{I}|} \frac{\binom{\lfloor I+|\mathcal{I} \rfloor/2}{|\mathcal{I}|}}{2^{|\mathcal{I}|}} \left[\sum_{U=-(s-|\mathcal{I}|), 2\lfloor U+(s-|\mathcal{I}|) \rfloor}^{s-|\mathcal{I}|} \frac{\binom{s-|\mathcal{I}|}{\lfloor U+s-|\mathcal{I} \rfloor/2}}{2^{s-|\mathcal{I}|}} e^{-\frac{\theta}{2}(U+I)^2} \right]^2.$$

After a bit of algebra, depending on the parity of s we have the following identity

$$\sup_{\theta \geq 0} \frac{T(\theta, \mathcal{I})}{T(\theta, \emptyset)} = \lim_{\theta \rightarrow \infty} \frac{T(\theta, \mathcal{I})}{T(\theta, \emptyset)} = \begin{cases} \frac{2^{|\mathcal{I}|}}{\binom{s}{s/2}^2} \sum_{j=0, 2\lfloor j \rfloor}^{2|\mathcal{I}|} \binom{\lfloor |\mathcal{I} \rfloor}{j/2} \binom{s-|\mathcal{I}|}{(s-j)/2}^2, & \text{if } s \text{ is even,} \\ \frac{2^{|\mathcal{I}|}}{4 \binom{s}{(s-1)/2}^2} \sum_{j=0, 2\lfloor j \rfloor}^{2|\mathcal{I}|} \binom{\lfloor |\mathcal{I} \rfloor}{j/2} \left[\binom{s-|\mathcal{I}|}{(s-1-j)/2} + \binom{s-|\mathcal{I}|}{(s+1-j)/2} \right]^2, & \text{if } s \text{ is odd.} \end{cases}$$

We now distinguish two cases.

Case I. First consider the case when s is even. We have

$$\sum_{j=0, 2\lfloor j \rfloor}^{2|\mathcal{I}|} \binom{\lfloor |\mathcal{I} \rfloor}{j/2} \binom{s-|\mathcal{I}|}{(s-j)/2}^2 \leq \sum_{j=0, 2\lfloor j \rfloor}^{2|\mathcal{I}|} \binom{\lfloor |\mathcal{I} \rfloor}{j/2} \binom{s-|\mathcal{I}|}{(s-j)/2} \max_j \binom{s-|\mathcal{I}|}{(s-j)/2} = \binom{s}{s/2} \binom{s-|\mathcal{I}|}{s/2 - \lfloor |\mathcal{I} \rfloor/2},$$

where in the last equality we used Vandermonde's identity. We conclude that

$$\sup_{\theta \geq 0} \frac{T(\theta, \mathcal{I})}{T(\theta, \emptyset)} \leq \frac{2^{|\mathcal{I}|} \binom{s-|\mathcal{I}|}{s/2 - \lfloor |\mathcal{I} \rfloor/2}}{\binom{s}{s/2}} =: F(|\mathcal{I}|). \quad (6.4)$$

A bit of algebra shows that the ratio $\frac{F(|\mathcal{I}|)}{F(|\mathcal{I}+2|)} \leq 1$ for all values of $|\mathcal{I}|$. Hence the maximum is achieved at $|\mathcal{I}| \in \{s, s-1\}$ (and a direct check shows that it is achieved at $|\mathcal{I}| = s$). Therefore

$$\sup_{\theta \geq 0} \frac{T(\theta, \mathcal{I})}{T(\theta, \emptyset)} \leq \frac{2^s}{\binom{s}{s/2}} \leq \sqrt{2s},$$

where the last inequality follows by Lemma 17.5.1 of Cover and Thomas (2012). Moreover, by expanding the binomials on the right hand side (RHS) of (6.4) and some algebra we have

$$\sup_{\theta \geq 0} \frac{T(\theta, \mathcal{I})}{T(\theta, \emptyset)} \leq \left(1 + \frac{1}{s - 2\lfloor |\mathcal{I} \rfloor/2 + 1} \right)^{\lfloor |\mathcal{I} \rfloor/2}.$$

Case II. Now consider the case when s is odd. Using the same ideas as in case I. shows that the following bound holds

$$\sup_{\theta \geq 0} \frac{T(\theta, \mathcal{I})}{T(\theta, \emptyset)} \leq \left(1 + \frac{1}{s - 2\lfloor |\mathcal{I} \rfloor/2 + 2} \right)^{\lfloor |\mathcal{I} \rfloor/2} \wedge \sqrt{2s}.$$

Compiling all inequalities yields

$$\begin{aligned} \sup_{\theta \geq 0} \frac{T^n(\theta, \mathcal{I})}{T^n(\theta, \emptyset)} &\leq \left(1 + \frac{1}{s - 2\lfloor |\mathcal{I}|/2 \rfloor + 1}\right)^{n\lceil |\mathcal{I}|/2 \rceil} \wedge (\sqrt{2s})^n \leq \exp\left(\frac{n\lceil |\mathcal{I}|/2 \rceil}{s - 2\lfloor |\mathcal{I}|/2 \rfloor + 1}\right) \wedge (\sqrt{2s})^n \\ &\leq \exp\left(\frac{2n|\mathcal{I}|}{s}\right) + \mathbb{1}(|\mathcal{I}| \geq s/2)(\sqrt{2s})^n. \end{aligned}$$

The final step of our proof is to control (6.3). Taking expectation with respect to $V, V' \sim \pi$ and subtracting 1 from the preceding display yields:

$$\begin{aligned} D_{\chi^2}(\overline{\mathbb{P}}^{\otimes n}, \mathbb{P}_0^{\otimes n}) &\leq \mathbb{E}_{V, V' \sim \pi} \exp\left(\frac{2n|V \cap V'|}{s}\right) - 1 + \mathbb{E}_{V, V' \sim \pi} \mathbb{1}(|V \cap V'| \geq s/2)(\sqrt{2s})^n \\ &= \mathbb{E}_{V' \sim \pi} \left[\exp\left(\frac{2n|V \cap V'|}{s}\right) \Big| V = [s] \right] - 1 + \mathbb{E}_{V' \sim \pi} \left[\mathbb{1}(|V \cap V'| \geq s/2) \Big| V = [s] \right] (\sqrt{2s})^n, \end{aligned} \tag{6.5}$$

where in the final inequality we used the symmetry of the problem to condition on the event $V = [s]$. In order to handle (6.5) we first recognize that given $V = [s]$, the distribution of $|V \cap V'|$ is hypergeometric: the number of red balls out of s balls drawn without replacement from an urn consisting of s red balls and $d - s$ blue balls. Using a standard bound of the tail probability of a hypergeometric distribution (Chvátal, 1979) we have

$$\mathbb{E}_{V' \sim \pi} \left[\mathbb{1}(|V \cap V'| \geq s/2) \Big| V = [s] \right] \leq 2^s \left(\frac{s}{d}\right)^s \left(\frac{d-s}{d}\right)^s \leq 2^s \left(\frac{s}{d}\right)^s.$$

To deal with the first term of the RHS of (6.5), we use the representation $|V \cap V'| = \sum_{v \in V'} \mathbb{1}(v \in V)$, and the fact that $\{\mathbb{1}(v \in V)\}_{v \in V'}$ are negatively associated (Joag-Dev and Proschan, 1983, see, e.g., for a proper definition). We have

$$\begin{aligned} \mathbb{E}_{V' \sim \pi} \left[\exp\left(\frac{2n|V \cap V'|}{s}\right) \Big| V = [s] \right] - 1 &\leq \prod_{v \in V'} (\mathbb{P}(v \in V)e^{2n/s} + 1 - \mathbb{P}(v \in V)) \\ &\leq (1 + e^{2n/s} \frac{s}{d})^s \leq \exp\left(\frac{s^2}{d} e^{2n/s}\right). \end{aligned}$$

Hence, continuing the bounds in (6.5) we finally have

$$D_{\chi^2}(\overline{\mathbb{P}}^{\otimes n}, \mathbb{P}_0^{\otimes n}) \leq \exp\left(\frac{s^2}{d} e^{2n/s}\right) - 1 + \left(\frac{2s}{d}\right)^s (\sqrt{2s})^n.$$

It can be checked that under the sufficient conditions (4.3) the above expression goes to 0 asymptotically. With this our proof is complete. \square

Proof of Theorem 6.2. For brevity we will use the shorthand notation $G := C_s(V)$ and $G' := C_s(V')$. Recall the definitions of $S_{\mathbf{X}}^V$ and $SS_{\mathbf{X}}^V$ in (6.1). The statement is equivalent to showing that

$$\frac{d}{d\theta} \log \frac{Z_{G \oplus G'}(\theta)}{Z_G(\theta) Z_{G'}(\theta)} = \mathbb{E}_G [SS_{\mathbf{X}}^V] + \mathbb{E}_{G'} [SS_{\mathbf{X}}^{V'}] - \mathbb{E}_{G \oplus G'} [SS_{\mathbf{X}}^V + SS_{\mathbf{X}}^{V'}] \geq 0.$$

The latter is implied if we show that

$$\mathbb{E}_G[SS_{\mathbf{X}}^V] \geq \mathbb{E}_{G \oplus G'}[SS_{\mathbf{X}}^V]. \quad (6.6)$$

To this end, for any $0 \leq t \leq 1$ define the model

$$\mathbb{P}_{G \oplus tG'}(\mathbf{X} = \mathbf{x}) \propto \exp(-\theta[SS_{\mathbf{x}}^V + tSS_{\mathbf{x}}^{V'}]).$$

Clearly, $\mathbb{P}_{G \oplus tG'}$ interpolates between the measures \mathbb{P}_G and $\mathbb{P}_{G \oplus G'}$, and (6.6) will be implied if we showed that

$$\frac{d}{dt} \mathbb{E}_{G \oplus tG'}[SS_{\mathbf{x}}^V] \leq 0.$$

A direct calculation yields

$$\frac{d}{dt} \mathbb{E}_{G \oplus tG'}[SS_{\mathbf{x}}^V] = -\theta(\mathbb{E}_{G \oplus tG'}[SS_{\mathbf{x}}^V SS_{\mathbf{x}}^{V'}] - \mathbb{E}_{G \oplus tG'}[SS_{\mathbf{x}}^V] \mathbb{E}_{G \oplus tG'}[SS_{\mathbf{x}}^{V'}]).$$

Thus it suffices to show the following positive correlation inequality, for all $0 \leq t \leq 1$.

$$\mathbb{E}_{G \oplus tG'}[SS_{\mathbf{X}}^V SS_{\mathbf{X}}^{V'}] \geq \mathbb{E}_{G \oplus tG'}[SS_{\mathbf{X}}^V] \mathbb{E}_{G \oplus tG'}[SS_{\mathbf{X}}^{V'}].$$

Notice that for any V and $\mathbf{x} \in \{\pm 1\}^V$ we have the identity $(S_{\mathbf{x}}^V)^2 = 2SS_{\mathbf{x}}^V + |V|$. Hence the above is precisely equivalent to

$$\mathbb{E}_{G \oplus tG'}[(S_{\mathbf{X}}^V)^2 (S_{\mathbf{X}}^{V'})^2] \geq \mathbb{E}_{G \oplus tG'}(S_{\mathbf{X}}^V)^2 \mathbb{E}_{G \oplus tG'}(S_{\mathbf{X}}^{V'})^2. \quad (6.7)$$

If we were in the ferromagnetic case (6.7) would have followed by Griffiths inequality (Griffiths, 1967), which would have completed the proof. However, in antiferromagnetic cases the situation is more challenging, as such positive correlation inequalities are not expected to hold in general. Therefore below we utilize the special structure of our problem.

Due to the definition of $\mathbb{P}_{G \oplus tG'}$, the random vectors $\mathbf{X}_{V \setminus (V \cap V')} = (X_i)_{i \in V \setminus (V \cap V')}$ and $\mathbf{X}_{V' \setminus (V \cap V')} = (X_i)_{i \in V' \setminus (V \cap V')}$ are conditionally independent given $S_{\mathbf{X}}^{V \cap V'}$. Let $\widetilde{\mathbf{X}}$ be an independent copy of \mathbf{X} . Put for brevity

$$\begin{aligned} \mathcal{H}_G(\mathbf{X}, \widetilde{\mathbf{X}}) &:= \mathbb{E}_{G \oplus tG'}[(S_{\mathbf{X}}^V)^2 |S_{\mathbf{X}}^{V \cap V'}|] - \mathbb{E}_{G \oplus tG'}[(S_{\widetilde{\mathbf{X}}}^V)^2 |S_{\widetilde{\mathbf{X}}}^{V \cap V'}|] \\ \mathcal{H}_{G'}(\mathbf{X}, \widetilde{\mathbf{X}}) &:= \mathbb{E}_{G \oplus tG'}[(S_{\mathbf{X}}^{V'})^2 |S_{\mathbf{X}}^{V \cap V'}|] - \mathbb{E}_{G \oplus tG'}[(S_{\widetilde{\mathbf{X}}}^{V'})^2 |S_{\widetilde{\mathbf{X}}}^{V \cap V'}|], \end{aligned}$$

and note that (6.7) can be equivalently expressed as

$$\mathbb{E}_{G \oplus tG'} \mathcal{H}_G(\mathbf{X}, \widetilde{\mathbf{X}}) \mathcal{H}_{G'}(\mathbf{X}, \widetilde{\mathbf{X}}) \geq 0.$$

The above will be implied if for any feasible h, \tilde{h} we showed that the following two numbers

$$\begin{aligned} &\mathbb{E}_{G \oplus tG'}[(S_{\mathbf{X}}^V)^2 |S_{\mathbf{X}}^{V \cap V'} = h] - \mathbb{E}_{G \oplus tG'}[(S_{\widetilde{\mathbf{X}}}^V)^2 |S_{\widetilde{\mathbf{X}}}^{V \cap V'} = \tilde{h}], \\ &\mathbb{E}_{G \oplus tG'}[(S_{\mathbf{X}}^{V'})^2 |S_{\mathbf{X}}^{V \cap V'} = h] - \mathbb{E}_{G \oplus tG'}[(S_{\widetilde{\mathbf{X}}}^{V'})^2 |S_{\widetilde{\mathbf{X}}}^{V \cap V'} = \tilde{h}], \end{aligned}$$

have the same sign. On the other hand, due to sign symmetry in \mathbf{X} , the above is implied if the following functions are increasing in h on the set $\mathbb{N}_0 \cap \{-|V \cap V'|, -|V \cap V'| + 2, \dots, |V \cap V'| - 2, |V \cap V'|\}$,

$$\mathbb{E}_{G \oplus tG'}[(S_{\mathbf{X}}^V)^2 |S_{\mathbf{X}}^{V \cap V'} = h], \quad \mathbb{E}_{G \oplus tG'}[(S_{\mathbf{X}}^{V'})^2 |S_{\mathbf{X}}^{V \cap V'} = h].$$

By a simple calculation one can check that for any $\mathbf{x} \in \{\pm 1\}^{|V \setminus (V \cup V')|}$,

$$\mathbb{P}_{G \oplus t G'}(\mathbf{X}_{V \setminus (V \cap V')} = \mathbf{x} | S_{\mathbf{X}}^{V \cap V'} = h) \propto \exp\left(-\frac{\theta}{2}(S_{\mathbf{x}}^{V \setminus (V \cap V')} + h)^2\right),$$

and similarly for any $\mathbf{x} \in \{\pm 1\}^{|V' \setminus (V \cup V')|}$

$$\mathbb{P}_{G \oplus t G'}(\mathbf{X}_{V' \setminus (V \cap V')} = \mathbf{x} | S_{\mathbf{X}}^{V \cap V'} = h) \propto \exp\left(-\frac{\theta t}{2}(S_{\mathbf{x}}^{V' \setminus (V \cap V')} + h)^2\right).$$

Hence, due to this symmetry and the form of the distribution, it is sufficient to show that for any k -clique graph H with $|V(H)| = k$, $E = \binom{V(H)}{2}$, and any $h \in \mathbb{N}_0$

$$\mathbb{E}_{H, h+2}(S_{\mathbf{X}}^{V(H)} + h + 2)^2 - \mathbb{E}_{H, h}(S_{\mathbf{X}}^{V(H)} + h)^2 \geq 0, \quad (6.8)$$

where

$$\mathbb{P}_{H, h}(\mathbf{X} = \mathbf{x}) \propto \exp\left(-\frac{\theta}{2}(S_{\mathbf{x}}^{V(H)} + h)^2\right).$$

If $Z_{H, h}(\theta)$ denotes the partition function of $\mathbb{P}_{H, h}$, one can verify that the sign of the RHS of (6.8) coincides with the sign of the derivative

$$\frac{d}{d\theta} \log \frac{Z_{H, h}(\theta)}{Z_{H, h+2}(\theta)},$$

and therefore it suffices to show that for all $\theta \geq \theta' \geq 0$ and $h \in \mathbb{N}_0$ we have

$$\frac{Z_{H, h}(2\theta')}{Z_{H, h+2}(2\theta')} \leq \frac{Z_{H, h}(2\theta)}{Z_{H, h+2}(2\theta)}, \quad (6.9)$$

where we scaled the parameters θ and θ' by 2 for convenience. For two vectors \mathbf{X} and \mathbf{Y} put for brevity $S_X = S_{\mathbf{X}}^{V(H)} = \sum_{i \in V(H)} X_i$ and $S_Y = S_{\mathbf{Y}}^{V(H)} = \sum_{i \in V(H)} Y_i$, and let $V(H) = \{v_1, \dots, v_k\}$. (6.9) is equivalent to

$$\mathbb{E}_{\emptyset} \exp\left(-\theta(S_Y + h + 2)^2 - \theta'(S_X + h)^2\right) \leq \mathbb{E}_{\emptyset} \exp\left(-\theta'(S_Y + h + 2)^2 - \theta(S_X + h)^2\right),$$

where \mathbb{E}_{\emptyset} denotes the expectation with respect to uniformly drawing $(X_{v_1}, \dots, X_{v_k}, Y_{v_1}, \dots, Y_{v_k})$ from the set $\{\pm 1\}^{2k}$. The random variables inside the expectations are discrete and non-negative and therefore the inequality from the preceding display can be written as

$$\begin{aligned} & \int_0^{\infty} \mathbb{P}_{\emptyset} \left(\exp\left(-\theta(S_Y + h + 2)^2 - \theta'(S_X + h)^2\right) > t \right) dt \\ & \leq \int_0^{\infty} \mathbb{P}_{\emptyset} \left(\exp\left(-\theta'(S_Y + h + 2)^2 - \theta(S_X + h)^2\right) > t \right) dt, \end{aligned}$$

where \mathbb{P}_{\emptyset} is the uniform measure on $\{\pm 1\}^{2k}$. Hence to prove (6.8) it suffices to show that for all $\theta \geq \theta' \geq 0$ the following stochastic dominance holds

$$\mathbb{P}_{\emptyset} \left(\theta(S_Y + h + 2)^2 + \theta'(S_X + h)^2 < t \right) \leq \mathbb{P}_{\emptyset} \left(\theta'(S_Y + h + 2)^2 + \theta(S_X + h)^2 < t \right) \quad (6.10)$$

where $t \geq 0$. We show this in the following

Proposition 6.3. Let $\{X_i\}_{i \in [k]}$ and $\{Y_i\}_{i \in [k]}$ are i.i.d. Rademacher random variables, $h \in \mathbb{N}_0$ and $\theta \geq \theta' \geq 0$. Then (6.10) holds.

The proof of Proposition 6.3 is technical and we defer it to Appendix D. With this our proof is complete. \square

7 Discussion

In this manuscript we formalized necessary and sufficient conditions for property testing in Ising models. Specifically, we showed lower and upper information-theoretic bounds on the temperature for ferromagnetic models. Furthermore, we argued that greedy correlation screening works well at high temperature regimes, and can also be useful in low temperature regimes for certain properties. We also demonstrated that testing strongly monotone properties over the class of general Ising models is strictly more difficult than testing in ferromagnets. We discussed generic property tests based on correlation decoding, and developed a computationally efficient cycle test.

Important problems that we plan to investigate in future work include — searching for more sophisticated algorithms than correlation screening which will work at low temperature regimes for testing any property in ferromagnets; relating the temperature of the system to the information-theoretic limits of strongly monotone property testing in models with antiferromagnetic interactions; utilizing computationally efficient structure recovery algorithms, such as those of Bresler (2015), to obtain tractable algorithms for property testing in general models.

Acknowledgments

The authors would like to express their gratitude to Professors Michael Aizenman, Ramon van Handel and Allan Sly, for thought provoking discussions, their insights and encouragements. Special thanks are due to Ramon, who suggested the interpolating measure $\mathbb{P}_{G \oplus tG'}$ towards the proof of Theorem 6.2.

References

- ADDARIO-BERRY, L., BROUTIN, N., DEVROYE, L. and LUGOSI, G. (2010). On combinatorial testing problems. *The Annals of Statistics* **38** pp. 3063–3092.
- AHMED, A. and XING, E. P. (2009). Recovering time-varying networks of dependencies in social and biological studies. *Proceedings of the National Academy of Sciences* **106** 11878–11883.
- ALON, N. and SPENCER, J. H. (2004). *The probabilistic method*. John Wiley & Sons Inc.
- ANANDKUMAR, A., TAN, V. Y., HUANG, F. and WILLSKY, A. S. (2012). High-dimensional structure estimation in ising models: Local separation criterion. *The Annals of Statistics* 1346–1375.
- ARIAS-CASTRO, E., BUBECK, S., LUGOSI, G. and VERZELEN, N. (2015a). Detecting markov random fields hidden in white noise. *arXiv preprint arXiv:1504.06984* .
- ARIAS-CASTRO, E., BUBECK, S., LUGOSI, G. ET AL. (2012). Detection of correlations. *The Annals of Statistics* **40** 412–435.
- ARIAS-CASTRO, E., BUBECK, S., LUGOSI, G. ET AL. (2015b). Detecting positive correlations in a multivariate sample. *Bernoulli* **21** 209–241.

- BESAG, J. (1993). Statistical analysis of dirty pictures. *Journal of applied statistics* **20** 63–87.
- BHATTACHARYA, B. B. and MUKHERJEE, S. (2017). Inference in ising models. *Bernoulli* .
- BOLLOBÁS, B. (2004). *Extremal graph theory*. Courier Corporation.
- BOUCHERON, S., LUGOSI, G. and MASSART, P. (2013). *Concentration inequalities: A nonasymptotic theory of independence*. OUP Oxford.
- BRESLER, G. (2015). Efficiently learning ising models on arbitrary graphs. In *Proceedings of the Forty-Seventh Annual ACM on Symposium on Theory of Computing*. ACM.
- BRESLER, G., GAMARNIK, D. and SHAH, D. (2014). Structure learning of antiferromagnetic ising models. In *Advances in Neural Information Processing Systems*.
- BRESLER, G., MOSSEL, E. and SLY, A. (2008). Reconstruction of markov random fields from samples: Some observations and algorithms. In *Approximation, Randomization and Combinatorial Optimization. Algorithms and Techniques*. Springer, 343–356.
- CAI, T. T., LIU, W. and LUO, X. (2011). A constrained ℓ_1 minimization approach to sparse precision matrix estimation. *Journal of the American Statistical Association* **106** 594–607.
- CHOW, C. and LIU, C. (1968). Approximating discrete probability distributions with dependence trees. *IEEE Trans. Inf. Theory* **14** 462–467.
- CHVÁTAL, V. (1979). The tail of the hypergeometric distribution. *Discrete Mathematics* **25** 285–287.
- COVER, T. M. and THOMAS, J. A. (2012). *Elements of information theory*. John Wiley & Sons Inc.
- DURBIN, R., EDDY, S. R., KROGH, A. and MITCHISON, G. (1998). *Biological sequence analysis: probabilistic models of proteins and nucleic acids*. Cambridge university press.
- FISHER, M. E. (1967). Critical temperatures of anisotropic ising lattices. ii. general upper bounds. *Physical Review* **162** 480.
- FÖLLMER, H. (1988). Random fields and diffusion processes. *École d’Été de Probabilités de Saint-Flour XV–XVII, 1985–87* 101–203.
- GEMAN, S. and GEMAN, D. (1984). Stochastic relaxation, gibbs distributions, and the bayesian restoration of images. *IEEE Transactions on pattern analysis and machine intelligence* 721–741.
- GOLUB, G. H. and VAN LOAN, C. F. (2012). *Matrix computations*, vol. 3. JHU Press.
- GRABOWSKI, A. and KOSIŃSKI, R. (2006). Ising-based model of opinion formation in a complex network of interpersonal interactions. *Physica A: Statistical Mechanics and its Applications* **361** 651–664.
- GRIFFITHS, R. B. (1967). Correlations in ising ferromagnets. i. *Journal of Mathematical Physics* **8** 478–483.
- ISING, E. (1925). Beitrag zur theorie des ferromagnetismus. *Zeitschrift für Physik A Hadrons and Nuclei* **31** 253–258.
- JOAG-DEV, K. and PROSCHAN, F. (1983). Negative association of random variables with applications. *The Annals of Statistics* 286–295.
- KOCHMAŃSKI, M., PASZKIEWICZ, T. and WOLSKI, S. (2013). Curie–weiss magnet—a simple model of phase transition. *European Journal of Physics* **34** 1555.
- LIU, H., LAFFERTY, J. D. and WASSERMAN, L. A. (2009). The nonparanormal: Semiparametric estimation of high dimensional undirected graphs. *Journal of Machine Learning Research* **10** 2295–2328.
- MEINSHAUSEN, N. and BÜHLMANN, P. (2006). High dimensional graphs and variable selection with the lasso. *The Annals of Statistics* **34** 1436–1462.

- MONTANARI, A. and PEREIRA, J. A. (2009). Which graphical models are difficult to learn? In *Advances in Neural Information Processing Systems*.
- NEYKOV, M., LU, J. and LIU, H. (2016). Combinatorial inference for graphical models. *arXiv preprint arXiv:1608.03045* .
- RAVIKUMAR, P., WAINWRIGHT, M. J. and LAFFERTY, J. D. (2010). High-dimensional ising model selection using ℓ_1 -regularized logistic regression. *The Annals of Statistics* **38** 1287–1319.
- RAVIKUMAR, P., WAINWRIGHT, M. J., RASKUTTI, G. and YU, B. (2011). High-dimensional covariance estimation by minimizing ℓ_1 -penalized log-determinant divergence. *Electronic Journal of Statistics* **5** 935–980.
- ROTHMAN, A. J., BICKEL, P. J., LEVINA, E. and ZHU, J. (2008). Sparse permutation invariant covariance estimation. *Electronic Journal of Statistics* **2** 494–515.
- SANTHANAM, N. P. and WAINWRIGHT, M. J. (2012). Information-theoretic limits of selecting binary graphical models in high dimensions. *Information Theory, IEEE Transactions on* **58** 4117–4134.
- SHANMUGAM, K., TANDON, R., RAVIKUMAR, P. K. and DIMAKIS, A. G. (2014). On the information theoretic limits of learning ising models. In *Advances in Neural Information Processing Systems*.
- WASSERMAN, S. and FAUST, K. (1994). *Social network analysis: Methods and applications*, vol. 8. Cambridge university press.
- YU, B. (1997). Assouad, fano, and le cam. In *Festschrift for Lucien Le Cam*. Springer, 423–435.
- YUAN, M. and LIN, Y. (2007). Model selection and estimation in the gaussian graphical model. *Biometrika* 19–35.

A Auxiliary Results

In this section we spell out the details of some auxiliary results.

For the next result assume we have m distinct graphs G_j for $j \in [m]$ which differ from a graph G_0 in a single edge, i.e. $G_j = (V, E_j)$, where $|E_j \setminus E_0| = 1$. For each j , denote the only edge in the set $E_j \setminus E_0$ by $e_j = (u_j, v_j)$. Define for brevity $\mathbb{P}_j = \mathbb{P}_{\theta_j}$ for θ_j such that $G(\theta_j) = G_j$ and $\mathbb{P}_0 = \mathbb{P}_{\theta_0}$ for a θ_0 with $G(\theta_0) = G$ where the measures $\mathbb{P}_{\theta_0}, \mathbb{P}_{\theta_j}$ are defined in (2.2). Denote the corresponding expectations with \mathbb{E}_j and \mathbb{E}_0 .

Lemma A.1 (Edge Addition). The following bound holds

$$\mathbb{E}_0 \frac{\mathbb{P}_j \mathbb{P}_k}{\mathbb{P}_0} \leq 1 + \tanh(\theta) [\mathbb{E}_j X_{u_k} X_{v_k} - \mathbb{E}_0 X_{u_k} X_{v_k}].^{15}$$

Remark A.2. By the FKG inequality we always have $\mathbb{E}_j X_{u_k} X_{v_k} - \mathbb{E}_0 X_{u_k} X_{v_k} \geq 0$, and therefore $\mathbb{E}_0 \frac{\mathbb{P}_j \mathbb{P}_k}{\mathbb{P}_0} \geq 1$. Furthermore, if we are interested in product measures over n i.i.d. observations, i.e. $\mathbb{P}_j^{\otimes n}$ and $\mathbb{P}_0^{\otimes n}$ Lemma A.1 immediately yields the following bound

$$\mathbb{E}_{\mathbb{P}_0^{\otimes n}} \frac{\mathbb{P}_j^{\otimes n} \mathbb{P}_k^{\otimes n}}{\mathbb{P}_0^{\otimes n}} = \left[\mathbb{E}_0 \frac{\mathbb{P}_j \mathbb{P}_k}{\mathbb{P}_0} \right]^n \leq (1 + \tanh(\theta) [\mathbb{E}_j X_{u_k} X_{v_k} - \mathbb{E}_0 X_{u_k} X_{v_k}])^n.$$

Proof of Lemma A.1. Note that by definition we have:

$$\frac{\mathbb{P}_k(\mathbf{x})}{\mathbb{P}_0(\mathbf{x})} = \frac{Z_{\theta_0}}{Z_{\theta_k}} \exp(\theta x_{u_k} x_{v_k}).$$

Hence

$$\frac{Z_{\theta_k}}{Z_{\theta_0}} = \sum_{\mathbf{x} \in \{\pm 1\}^d} \frac{Z_{\theta_k}}{Z_{\theta_0}} \mathbb{P}_k(\mathbf{x}) = \sum_{\mathbf{x} \in \{\pm 1\}^d} \exp(\theta x_{u_k} x_{v_k}) \mathbb{P}_0(\mathbf{x}) = \mathbb{E}_0 \exp(\theta X_{u_k} X_{v_k}).$$

Hence $\mathbb{P}_0(\mathbf{x}) \frac{\exp(\theta x_{u_k} x_{v_k})}{\mathbb{E}_0 \exp(\theta X_{u_k} X_{v_k})} = \mathbb{P}_k(\mathbf{x})$. This shows that:

$$\mathbb{E}_0 \frac{\mathbb{P}_j \mathbb{P}_k}{\mathbb{P}_0} = \mathbb{E}_j \frac{\mathbb{P}_k}{\mathbb{P}_0} = \frac{\mathbb{E}_j \exp(\theta X_{u_k} X_{v_k})}{\mathbb{E}_0 \exp(\theta X_{u_k} X_{v_k})}.$$

Using that for any $c \in \mathbb{R}$ and $x \in \{\pm 1\}$ we have the identity

$$\exp(cx) = \cosh(c)(1 + x \tanh(c)). \tag{A.1}$$

implies that for $\mathbb{Q} = \mathbb{P}_0, \mathbb{P}_j$

$$\mathbb{E}_{\mathbb{Q}} \exp(\theta X_{u_k} X_{v_k}) = \sinh(\theta) \mathbb{E}_{\mathbb{Q}} X_{u_k} X_{v_k} + \cosh(\theta),$$

Consequently

$$\begin{aligned} \mathbb{E}_0 \frac{\mathbb{P}_j \mathbb{P}_k}{\mathbb{P}_0} &= \frac{\mathbb{E}_j \exp(\theta X_{u_k} X_{v_k})}{\mathbb{E}_0 \exp(\theta X_{u_k} X_{v_k})} = 1 + \frac{\sinh(\theta) [\mathbb{E}_j X_{u_k} X_{v_k} - \mathbb{E}_0 X_{u_k} X_{v_k}]}{\sinh(\theta) \mathbb{E}_0 X_{u_k} X_{v_k} + \cosh(\theta)} \\ &= 1 + \frac{\mathbb{E}_j X_{u_k} X_{v_k} - \mathbb{E}_0 X_{u_k} X_{v_k}}{\mathbb{E}_0 X_{u_k} X_{v_k} + \coth(\theta)} \leq 1 + \tanh(\theta) [\mathbb{E}_j X_{u_k} X_{v_k} - \mathbb{E}_0 X_{u_k} X_{v_k}] \end{aligned}$$

where for the last inequality we note that by the FKG inequality $\mathbb{E}_0 X_{u_k} X_{v_k} \geq 0$. With this the proof is complete. \square

¹⁵We omit writing the argument \mathbf{X} in the ratio $\frac{\mathbb{P}_j(\mathbf{X}) \mathbb{P}_k(\mathbf{X})}{\mathbb{P}_0(\mathbf{X})}$ for brevity.

For a given graph $G = (V, E)$ and vertex set W let $G|_W = (W, E|_W)$, where $E|_W = \{(u, v) \in E \mid u, v \in W\}$ is the restriction of G on the vertex set W . The next proposition states that when studying correlations it suffices to consider a potentially smaller graph.

Proposition A.3. Let $G = (V, E)$ be any graph, and \mathbb{P}_θ be the measure of an Ising model with graph $G(\theta) = G$ as in (5.1). Let $u, v \in V$ be two fixed vertices. Denote by $\mathcal{P}_{u \rightarrow v}^G$ the set of all simple paths on G connecting u and v , and let \mathcal{V}_G be the set of all vertices in $\mathcal{P}_{u \rightarrow v}^G$. Let $\tilde{G} = G|_{\mathcal{V}_G}$ and $\mathbb{P}_{\theta_{\tilde{G}}}$ be the measure of the Ising model with θ restricted to \tilde{G} . Then

$$\mathbb{E}_\theta X_u X_v = \mathbb{E}_{\theta_{\tilde{G}}} X_u X_v.$$

Proof of Proposition A.3. Construct the graph $\tilde{G}^c = (V, E \setminus E|_{\mathcal{V}_G})$. Take any two distinct vertices $v_1, v_2 \in \mathcal{V}_G$. Note that v_1 and v_2 belong to two distinct connected components in \tilde{G}^c . To see this, assume the contrary. This implies that there exists a path on \tilde{G}^c connecting v_1 and v_2 which is a contradiction since such a path does not belong to the set $\mathcal{P}_{u \rightarrow v}^G$. For each vertex $\ell \in \mathcal{V}_G$ let \mathcal{C}_ℓ denote the connected component of \tilde{G}^c containing ℓ , and let $V(\mathcal{C}_\ell)$ be its vertex set. Let $V^c = V \setminus \cup_{\ell \in \mathcal{V}_G} (V(\mathcal{C}_\ell) \setminus \{\ell\})$ denote the vertex set which is completely disconnected from the graph \tilde{G} . In terms of this notation we have the decomposition:

$$V = \cup_{\ell \in \mathcal{V}_G} (V(\mathcal{C}_\ell) \setminus \{\ell\}) \cup \mathcal{V}_G \cup V^c.$$

Let $(X_\ell)_{\ell \in \mathcal{V}_G}$ and $(Y_\ell)_{\ell \in \mathcal{V}_G}$ be two fixed configurations of spins in the vertex set \mathcal{V}_G . Take any configuration of spins $(x_\ell)_{\ell \in V \setminus \mathcal{V}_G}$, and consider the following two states

$$\begin{aligned} \mathbf{S}_X &= ((X_\ell)_{\ell \in \mathcal{V}_G}, (X_\ell \odot (x_w)_{w \in V(\mathcal{C}_\ell) \setminus \{\ell\}})_{\ell \in \mathcal{V}_G}, (x_\ell)_{\ell \in V^c}) \\ \mathbf{S}_Y &= ((Y_\ell)_{\ell \in \mathcal{V}_G}, (Y_\ell \odot (x_w)_{w \in V(\mathcal{C}_\ell) \setminus \{\ell\}})_{\ell \in \mathcal{V}_G}, (x_\ell)_{\ell \in V^c}), \end{aligned}$$

where by \odot we mean element-wise multiplication. Due to the construction we conclude:

$$\frac{\mathbb{P}_\theta(\mathbf{S}_X)}{\mathbb{P}_\theta(\mathbf{S}_Y)} = \exp\left(\sum_{(w, \ell) \in E|_{\mathcal{V}_G}} \theta_{w\ell} (X_w X_\ell - Y_w Y_\ell)\right) = \frac{\mathbb{P}_{\theta_{\tilde{G}}}((X_\ell)_{\ell \in \mathcal{V}_G})}{\mathbb{P}_{\theta_{\tilde{G}}}((Y_\ell)_{\ell \in \mathcal{V}_G})}. \quad (\text{A.2})$$

Note that as we vary the spins $(x_\ell)_{\ell \in V \setminus \mathcal{V}_G}$ while holding $(X_\ell)_{\ell \in \mathcal{V}_G}$ and $(Y_\ell)_{\ell \in \mathcal{V}_G}$ fixed, the values $(X_\ell \odot (x_w)_{w \in V(\mathcal{C}_\ell) \setminus \{\ell\}})_{\ell \in \mathcal{V}_G}, (x_\ell)_{\ell \in V^c}$ and $(Y_\ell \odot (x_w)_{w \in V(\mathcal{C}_\ell) \setminus \{\ell\}})_{\ell \in \mathcal{V}_G}, (x_\ell)_{\ell \in V^c}$ take all possible values. The last observation and (A.2) complete the proof. \square

Lemma A.4 (Path Graph Correlations). Let $G = ([\ell], \{(j, j+1)\}_{j \in [\ell-1]})$ be a path graph, and \mathbb{P}_θ be the measure of an Ising model with the graph $G(\theta) = G$ as in (5.1). For any $k \leq j \in [\ell]$ we have:

$$\mathbb{E}_\theta X_{k+1} X_j = \prod_{u=k+1}^{j-1} \tanh(\theta_{u, u+1}).$$

Proof of Lemma A.4. The proof follows by a standard induction argument, and is omitted. \square

B Bounds with Ferromagnets

Since in this section all entries of the vector $\boldsymbol{\theta}$ are of magnitude equal to θ there is a one to one correspondence between a vector $\boldsymbol{\theta} \in \mathcal{S}(\theta)$ and a graph $G \in \mathcal{G}$. Hence it is more convenient to denote the measure $\mathbb{P}_{\boldsymbol{\theta}}$ with \mathbb{P}_G where $G = G(\boldsymbol{\theta})$, and suppress the dependency on the signal strength θ whenever that does not cause confusion.

Proof of Theorem 2.4. Let $S \subseteq \mathcal{C}$ denote the r -packing set of \mathcal{C} with cardinality $m := |S| = N(\mathcal{C}, d_{G_0}, r)$, where we have set for brevity $r = ([-\log c]^{-1} + \varepsilon) \log \log |\mathcal{C}|$. To ease of notation we will use \mathbb{P}_0 for the measure \mathbb{P}_{G_0} and for an edge $e_j \in S$ we let $\mathbb{P}_j = \mathbb{P}_{G_j}$ where $G_j = G_0 \cup \{e_j\}$. Recall the notation \otimes^n for a product measure of n i.i.d. observations. Let $\bar{\mathbb{P}}^{\otimes n} = \frac{1}{m} \sum_{j \in [m]} \mathbb{P}_j^{\otimes n}$ denote the mixture density of the graphs from the alternative. By Definition 6.1 we have

$$D_{\chi^2}(\bar{\mathbb{P}}^{\otimes n}, \mathbb{P}_0^{\otimes n}) = \mathbb{E}_{\mathbb{P}_0^{\otimes n}} \left(\frac{\bar{\mathbb{P}}^{\otimes n}}{\mathbb{P}_0^{\otimes n}} - 1 \right)^2 = \frac{1}{m^2} \sum_{i,j \in [m]} \mathbb{E}_{\mathbb{P}_0^{\otimes n}} \frac{\mathbb{P}_i^{\otimes n} \mathbb{P}_j^{\otimes n}}{\mathbb{P}_0^{\otimes n} \mathbb{P}_0^{\otimes n}} - 1.$$

We now handle the terms $\mathbb{E}_{\mathbb{P}_0^{\otimes n}} \frac{\mathbb{P}_i^{\otimes n} \mathbb{P}_j^{\otimes n}}{\mathbb{P}_0^{\otimes n} \mathbb{P}_0^{\otimes n}}$ one by one, and we distinguish two cases.

Case I. First assume that $i \neq j$. We will show that the following bound holds.

Lemma B.1 (High Temperature Bound). Let $G = (V, E)$ and $G' = (V, E')$ be two graphs such that $E \setminus E' = \{e\}$, where $e = (u, v)$. Then if \mathbf{A}_G denotes the adjacency matrix of G , and $\|\mathbf{A}_G\|_1 \tanh(\theta) \leq c < 1$ for some small $c > 0$ the following holds

$$\mathbb{E}_G X_k X_\ell - \mathbb{E}_{G'} X_k X_\ell \leq 2 \sum_{l=0}^{\infty} (\tanh(\theta))^{l+1} ([\mathbf{A}_G^l]_{uk} + [\mathbf{A}_G^l]_{vk} + [\mathbf{A}_G^l]_{ul} + [\mathbf{A}_G^l]_{v\ell}),$$

where the expectations $\mathbb{E}_G, \mathbb{E}_{G'}$ are taken with respect to distributions as specified by (2.2).

Let $\Lambda := \max \deg(G_0) = \|\mathbf{A}_{G_0}\|_1$, where \mathbf{A}_{G_0} is the adjacency matrix of G_0 . If $\|\mathbf{A}_{G_0}\|_2$ denotes the operator norm of \mathbf{A}_{G_0} , recall that $\|\mathbf{A}_{G_0}\|_2 \leq \Lambda$ by Gershgorin's circle Theorem (Golub and Van Loan, 2012). By the triangle inequality $\|\mathbf{A}_{G_j}\|_2 \leq \|\mathbf{A}_{G_0}\|_2 + 1 \leq \Lambda + 1$ for all j . It immediately follows by our assumption that

$$\|\mathbf{A}_{G_j}\|_1 \tanh(\theta) \leq c < 1,$$

and hence the condition of Lemma B.1 is satisfied.

Recall that for any two vertices r and t in V_d , $[\mathbf{A}_{G_j}^l]_{rt}$ equals the number of paths of length l between vertex r and vertex t . Since $[\mathbf{A}_{G_j}^l]_{rt} \leq \|\mathbf{A}_{G_j}\|_2^l \leq (\Lambda + 1)^l$, it follows that $(\Lambda + 1)^l$ is an upper bound on the number of paths on the graph G_j between vertices r and t of length l . Take the two distinct edges $e_i = (k, \ell), e_j = (u, v) \in S$. Put $\tilde{\Lambda} := (\Lambda + 1)$. Let $d_{G_0}(e_i, e_j) = l_{ij}$. Applying Lemma B.1 we have:

$$\begin{aligned} \mathbb{E}_j X_k X_\ell - \mathbb{E}_0 X_k X_\ell &\leq 2 \sum_{l=0}^{\infty} (\tanh(\theta))^{l+1} ([\mathbf{A}_{G_j}^l]_{uk} + [\mathbf{A}_{G_j}^l]_{vk} + [\mathbf{A}_{G_j}^l]_{ul} + [\mathbf{A}_{G_j}^l]_{v\ell}) \\ &\leq \sum_{l \geq l_{ij}} 8 \tilde{\Lambda}^l \tanh^{l+1}(\theta) \leq \frac{8 \tanh(\theta) (\tilde{\Lambda} \tanh(\theta))^{l_{ij}}}{1 - \tilde{\Lambda} \tanh(\theta)} \end{aligned}$$

Case II. When $i = j$, Lemma 4 of [Shanmugam et al. \(2014\)](#) gives the following bound

$$\mathbb{E}_j X_k X_\ell - \mathbb{E}_0 X_k X_\ell \leq \tanh(\theta).$$

Applying Lemma [A.1](#)

$$\begin{aligned} D_{\chi^2}(\overline{\mathbb{P}}^{\otimes n}, \mathbb{P}_0^{\otimes n}) + 1 &\leq \frac{1}{m^2} \sum_{\substack{e_i, e_j \in S \\ i \neq j}} (1 + \tanh(\theta) [\mathbb{E}_j X_k X_\ell - \mathbb{E}_0 X_k X_\ell])^n + \frac{1}{m^2} \sum_{e_j \in S} (1 + \tanh(\theta)^2)^n \\ &\leq \frac{1}{m^2} \sum_{\substack{e_i, e_j \in S \\ i \neq j}} \left[1 + \frac{8 \tanh^2(\theta) (\tilde{\Lambda} \tanh(\theta))^{l_{ij}}}{1 - \tilde{\Lambda} \tanh(\theta)} \right]^n + \frac{(1 + \tanh(\theta)^2)^n}{m} \\ &\leq \frac{1}{m^2} \sum_{\substack{e_i, e_j \in S \\ i \neq j}} \left[1 + \frac{8}{(1-c)\tilde{\Lambda}^2} (\tilde{\Lambda} \tanh(\theta))^{l_{ij}+2} \right]^n + \frac{(1 + \tanh(\theta)^2)^n}{m} \\ &\leq \frac{1}{m^2} \sum_{\substack{e_i, e_j \in S \\ i \neq j}} \exp \left(n \frac{8}{(1-c)\tilde{\Lambda}^2} (\tilde{\Lambda} \tanh(\theta))^{l_{ij}+2} \right) + \frac{\exp(n \tanh(\theta)^2)}{m}, \end{aligned}$$

where the next to last inequality uses $\theta \leq \operatorname{atanh}(c\tilde{\Lambda}^{-1})$ and $c < 1$, and the last one uses $x + 1 \leq \exp(x)$. Since S is an r -packing we have that $l_{ij} + 2 \geq r + 2 > 2$. Under the assumption that $\tanh(\theta) \leq \theta \leq (1 - \varepsilon) \sqrt{\frac{\log m}{n}}$, and $\frac{\log d}{n} = o(1)$ we have

$$\begin{aligned} D_{\chi^2}(\overline{\mathbb{P}}^{\otimes n}, \mathbb{P}_0^{\otimes n}) + 1 &\leq \frac{m-1}{m} \exp \left(n \frac{8}{(1-c)\tilde{\Lambda}^2} (\tilde{\Lambda} \tanh(\theta))^{r+2} \right) + \frac{\exp(n \tanh(\theta)^2)}{m} \\ &\leq \frac{m-1}{m} \left(1 + (e-1)n \frac{8}{(1-c)\tilde{\Lambda}^2} (\tilde{\Lambda} \tanh(\theta))^{r+2} \right) + o(1) \\ &\leq 1 + (e-1)n \frac{8}{(1-c)\tilde{\Lambda}^2} (\tilde{\Lambda} \tanh(\theta))^{r+2} + o(1), \end{aligned}$$

where the next to last inequality holds when $\frac{8n}{(1-c)\tilde{\Lambda}^2} (\tilde{\Lambda} \tanh(\theta))^{r+2} \leq 1$ since by convexity $e^x \leq 1 + (e-1)x$ when $x \leq 1$. In what follows we argue that in fact $\frac{n}{(1-c)\tilde{\Lambda}^2} (\tilde{\Lambda} \tanh(\theta))^{r+2} = o(1)$, hence the inequality is always true in an asymptotic sense. We have

$$\frac{n}{(1-c)\tilde{\Lambda}^2} (\tilde{\Lambda} \tanh(\theta))^{r+2} = \frac{(1-\varepsilon)^2}{1-c} \log(m) (\tilde{\Lambda} \tanh(\theta))^r \leq \frac{(1-\varepsilon)^2}{1-c} \log(|\mathcal{C}|) (\tilde{\Lambda} \tanh(\theta))^r$$

Taking a log results in

$$\log \log |\mathcal{C}| + \log((1-\varepsilon)^2/(1-c)) + r \log(\tilde{\Lambda} \tanh(\theta)) \rightarrow -\infty,$$

where the limit holds since $r = ([-\log c]^{-1} + \varepsilon) \log \log(|\mathcal{C}|)$ and hence $r \log(\tilde{\Lambda} \tanh(\theta)) \leq r \log(c) \leq -\log \log |\mathcal{C}| + \varepsilon \log c \log \log |\mathcal{C}|$, and $\varepsilon \log c < 0$ while $|\mathcal{C}| \rightarrow \infty$ asymptotically. We have established that under the condition of the theorem

$$\limsup_{n \rightarrow \infty} D_{\chi^2}(\overline{\mathbb{P}}^{\otimes n}, \mathbb{P}_0^{\otimes n}) = 0.$$

Recall that by Le Cam's lemma we have the bound

$$R_n(\mathcal{S}_0(\theta), \mathcal{S}_1(\theta)) \geq \inf_{\psi} \left[\mathbb{P}_0^{\otimes n}(\psi = 1) + \bar{\mathbb{P}}^{\otimes n}(\psi = 0) \right] \geq 1 - \frac{1}{2} \sqrt{D_{\chi^2}(\bar{\mathbb{P}}^{\otimes n}, \mathbb{P}_0^{\otimes n})}. \quad (\text{B.1})$$

Hence since the LHS of the inequality above is a lower bound on the risk, the proof is completed. \square

Proof of Lemma B.1. To prove this result we make usage of Dobrushin's comparison technique (see Theorem (2.8) [Föllmer, 1988](#)) which is a powerful tool for comparing discrepancies between Gibbs measures based on their local specifications.

We first estimate Dobrushin's interaction matrix \mathbf{C} which measures the influence of a vertex r on vertex m , and is defined elementwise as

$$C_{rm} = \sup_{\mathbf{x}=\mathbf{y} \text{ off } r} \{D_{\text{TV}}(\mathbb{P}_{G,m}(\cdot|\mathbf{X}_{-m} = \mathbf{x}), \mathbb{P}_{G,m}(\cdot|\mathbf{X}_{-m} = \mathbf{y}))\}.$$

In the above, \mathbf{x} and \mathbf{y} are $d - 1$ dimensional vectors, $\mathbf{x} = \mathbf{y}$ off r means that \mathbf{x} and \mathbf{y} coincide except the entries x_r and y_r , $\mathbb{P}_{G,m}$ denotes the conditional distribution of X_m given the values of all remaining spins \mathbf{X}_{-m} , and we have denoted the total variation between two measures by D_{TV} ¹⁶. For a vertex m let \mathcal{N}_m denote the set neighbors of m in the graph G . We have

$$\mathbb{P}_{G,m}(X = x|\mathbf{X}_{-m} = \mathbf{x}) = g\left(\theta x \sum_{j \in \mathcal{N}_m} x_j\right)$$

for $x \in \{\pm 1\}$ and $g(z) = e^z / (e^{-z} + e^z)$. It therefore immediately follows that $C_{rm} = 0$ if $r \notin \mathcal{N}_m$. Suppose $r \in \mathcal{N}_m$. Let $S_r = \sum_{j \in \mathcal{N}_m \setminus \{r\}} x_j = \sum_{j \in \mathcal{N}_m \setminus \{r\}} y_j$. We have

$$\begin{aligned} C_{rm} &= \sup_{S_r} |g(\theta(S_r + 1)) - g(\theta(S_r - 1))| = \sup_{S_r} \left| \frac{e^{2\theta} - e^{-2\theta}}{e^{-2S_r\theta} + e^{2S_r\theta} + e^{2\theta} + e^{-2\theta}} \right| \\ &\leq \frac{e^{2\theta} - e^{-2\theta}}{2 + e^{2\theta} + e^{-2\theta}} = \tanh(\theta). \end{aligned}$$

We conclude that Dobrushin's interaction matrix is $\mathbf{C} = \mathbf{A}_G \tanh(\theta)$, where \mathbf{A}_G is the adjacency matrix of the graph G . Notice that the matrix \mathbf{C} satisfies Dobrushin's condition

$$\lim_{l \rightarrow \infty} \|\mathbf{C}^l\|_1 = 0,$$

since $\|\mathbf{C}\|_1 = \|\mathbf{A}_G\|_1 \tanh(\theta) < 1$, and therefore $\lim_{l \rightarrow \infty} \|\mathbf{C}^l\|_1 \leq \lim_{l \rightarrow \infty} \|\mathbf{C}\|_1^l = 0$. Next we will find the discrepancy between the averaged marginal conditional measures \mathbb{P}_G and $\mathbb{P}_{G'}$. We define

$$b_m := \sum_{\mathbf{x} \in \{\pm 1\}^{d-1}} D_{\text{TV}}(\mathbb{P}_{G,m}(\cdot|\mathbf{X}_{-m} = \mathbf{x}), \mathbb{P}_{G',m}(\cdot|\mathbf{X}_{-m} = \mathbf{x})) \mathbb{P}_{G'}(\mathbf{X}_{-m} = \mathbf{x}).$$

¹⁶Recall that for two probability measures \mathbb{P} and \mathbb{Q} on a probability space (Ω, Σ) , we have $D_{\text{TV}}(\mathbb{P}, \mathbb{Q}) := \sup_{A \in \Sigma} |\mathbb{P}(A) - \mathbb{Q}(A)|$.

Since G and G' differ only on the edge (u, v) we have that $b_m = 0$ unless $m = u$ or $m = v$. Let $m = u$. Put $S = \sum_{j \in \mathcal{N}_m} x_j$. We have

$$\begin{aligned} |\mathbb{P}_{G,u}(X = x | \mathbf{X}_{-u} = \mathbf{x}) - \mathbb{P}_{G',u}(X = x | \mathbf{X}_{-u} = \mathbf{x})| &= |g(\theta x S) - g(\theta x(S - x_v))| \\ &= \frac{e^\theta - e^{-\theta}}{e^{2\theta S - \theta x_v} + e^{-2\theta S + \theta x_v} + e^{-\theta} + e^\theta} \\ &\leq \frac{\tanh(\theta)}{1/\cosh(\theta) + 1} \leq \tanh(\theta). \end{aligned}$$

Therefore we conclude that $b_u \leq \tanh(\theta)$ and hence by symmetry the same inequality also holds for b_v . Since we are interested in bounded the correlation of X_k and X_ℓ under the two measures we define the comparison function $f : \{\pm 1\}^d \mapsto \mathbb{R}$

$$f(\mathbf{X}) := X_k X_\ell.$$

and the oscillation of f at site r :

$$\delta_r(f) := \sup\{|f(\mathbf{x}) - f(\mathbf{y})| : \mathbf{x} = \mathbf{y} \text{ off } r\}.$$

Note that $\delta_r(f) = 0$ if $r \notin \{k, \ell\}$ and $\delta_k(f) = \delta_\ell(f) = 2$. Define the matrix

$$\mathbf{D} := \sum_{l=0}^{\infty} (\tanh(\theta) \mathbf{A}_G)^l,$$

and let \mathbf{b} be the vector with entries b_m . According to Dobrushin's comparison theorem we have

$$\mathbb{E}_G X_k X_\ell - \mathbb{E}_{G'} X_k X_\ell \leq 2([\mathbf{b}^\top \mathbf{D}]_k + [\mathbf{b}^\top \mathbf{D}]_\ell). \quad (\text{B.2})$$

Hence (B.2) is equivalent to

$$\mathbb{E}_G X_k X_\ell - \mathbb{E}_{G'} X_k X_\ell \leq 2 \sum_{l=0}^{\infty} (\tanh(\theta))^{l+1} ([\mathbf{A}_G^l]_{uk} + [\mathbf{A}_G^l]_{v\ell} + [\mathbf{A}_G^l]_{ul} + [\mathbf{A}_G^l]_{v\ell}),$$

which is what we wanted to show. \square

Lemma B.2 (Low Temperature Bound). Let $G = (V, E)$ be a graph, and $k, \ell \in V$ be vertices such that $(k, \ell) \notin E$. Let $r \geq 2$ and l are integers such that there exists an $l \times r$ biclique containing k and ℓ on its right, i.e., r side. Then for values of $\theta \geq \frac{2}{l}$, $\theta \geq \frac{3}{r-2}$ for $r > 2$ and $\theta \geq \log 2$ when $r = 2$ we have:

$$\mathbb{E}_G X_k X_\ell \geq 1 - \frac{2(r-1)}{\exp(\theta l) + r - 1}.$$

Proof of Lemma B.2. By the FKG inequality (Alon and Spencer, 2004) pruning edges reduces the correlations. Hence we may assume without loss of generality that G is an $l \times r$ -biclique. We first show the case when $r \geq 3$. By a direct calculation we have

$$\frac{\mathbb{P}_G(X_k X_\ell = 1)}{\mathbb{P}_G(X_k X_\ell = -1)} = \frac{\sum_{m=0}^{r-2} \sum_{j=0}^l \binom{r-2}{m} \binom{l}{j} \exp[\theta(r-2m)(l-2j)]}{\sum_{m=0}^{r-2} \sum_{j=0}^l \binom{r-2}{m} \binom{l}{j} \exp[\theta(r-2m-2)(l-2j)]}.$$

To this end note that

$$\sum_{m=0}^{r-2} \sum_{j=0}^l \binom{r-2}{m} \binom{l}{j} \exp[\theta(r-2m)(l-2j)] = 2^l \sum_{m=0}^{r-2} \binom{r-2}{m} \cosh(\theta(r-2m))^l.$$

Similarly,

$$\sum_{m=0}^{r-2} \sum_{j=0}^l \binom{r-2}{m} \binom{l}{j} \exp[\theta(r-2m-2)(l-2j)] = 2^l \sum_{m=0}^{r-2} \binom{r-2}{m} \cosh(\theta(r-2m-2))^l.$$

Hence we obtain the identity

$$\frac{\mathbb{P}_G(X_k X_\ell = 1)}{\mathbb{P}_G(X_k X_\ell = -1)} = \frac{\sum_{m=0}^{r-2} \binom{r-2}{m} \cosh(\theta(r-2m))^l}{\sum_{m=0}^{r-2} \binom{r-2}{m} \cosh(\theta(r-2m-2))^l}. \quad (\text{B.3})$$

To obtain a bound on (B.3) we will search for the argmax of the denominator. We will first argue that if m^* is the argmax of the denominator then m^* satisfies $0 \leq m^* \leq \frac{r-2}{e}$. Recall that \cosh is an even function and hence by symmetry ($m \leftrightarrow r-2-m$):

$$\binom{r-2}{m} = \binom{r-2}{r-2-m}, \quad \cosh(\theta(r-2m-2)) = \cosh(\theta(r-2(r-2-m)-2)).$$

Therefore, to find a maximum in the denominator we only need to focus on terms satisfying $m \leq \lfloor (r-2)/2 \rfloor$. To show that $0 \leq m^* \leq \frac{r-2}{e}$, we begin by comparing the term at $m=0$ with any term at m satisfying $(r-2)/e < m \leq \lfloor (r-2)/2 \rfloor$, i.e., we will compare $\cosh(\theta(r-2))^l$ to $\binom{r-2}{m} \cosh(\theta(r-2m-2))^l$. First we record a well known bound on the binomial coefficients

$$\binom{r-2}{m} \leq \left(\frac{(r-2)e}{m} \right)^m.$$

We will now argue that

$$\frac{\cosh(\theta(r-2))}{\cosh(\theta(r-2m-2))} \geq \exp(m\theta). \quad (\text{B.4})$$

Direct calculation shows that the above is equivalent to

$$\exp(\theta(2r-4-4m)) \geq \frac{1 - \exp(-3m\theta)}{\exp(m\theta) - 1}. \quad (\text{B.5})$$

Note that the function $\frac{1-e^{-3x}}{e^x-1}$ is decreasing (its derivative is $-e^{-3x}(2e^x + e^{2x} + 3) < 0$), and hence reaches its maximum at small values of θm . We have:

$$\theta m > \frac{3}{r-2} \frac{r-2}{e} = \frac{3}{e}.$$

It is simple to check that $\frac{1-e^{-9/e}}{e^{3/e}-1} < 1$. Meanwhile since $2r-4-4m \geq 0$ the left hand side of (B.5) is at least 1 and consequently (B.4) holds. Therefore when

$$\left(\frac{(r-2)e}{m} \right)^m < \exp(\theta ml),$$

i.e., when $m > \frac{r-2}{e}$ (using $\theta l > 2$) we have

$$\cosh(\theta(r-2))^l \geq \binom{r-2}{m} \cosh(\theta(r-2m-2))^l.$$

Hence the maximum is reached at m^* such that $0 \leq m^* \leq \frac{r-2}{e}$. We therefore have the bound:

$$\frac{\mathbb{P}_G(X_k X_\ell = 1)}{\mathbb{P}_G(X_k X_\ell = -1)} \geq \frac{\binom{r-2}{m^*} \cosh(\theta(r-2m^*))^l}{(r-1) \binom{r-2}{m^*} \cosh(\theta(r-2m^*-2))^l} = \frac{\cosh(\theta(r-2m^*))^l}{(r-1) \cosh(\theta(r-2m^*-2))^l}.$$

Finally we will argue that

$$\frac{\cosh(\theta(r-2m^*))}{\cosh(\theta(r-2m^*-2))} \geq \exp(\theta).$$

Similarly to before we need to verify:

$$\exp(\theta(2r-4-4m^*)) \geq \frac{1 - \exp(-3\theta)}{\exp(\theta) - 1}, \quad (\text{B.6})$$

We have $\frac{1 - \exp(-3\theta)}{\exp(\theta) - 1} \leq \lim_{x \rightarrow 0} \frac{1 - \exp(-3x)}{\exp(x) - 1} = 3$, and thus (B.6) is implied when $\exp(\theta(2r-4-4m^*)) \geq 3$. Using the fact that $m^* \leq \frac{r-2}{e}$ we have:

$$\exp(\theta(2r-4-4m^*)) \geq \exp(\theta(2-4/e)(r-2)) \geq \exp(6-12/e) > 3,$$

where we used the fact that $\theta(r-2) \geq 3$. Compiling these results yields:

$$\frac{\mathbb{P}_G(X_k X_\ell = 1)}{\mathbb{P}_G(X_k X_\ell = -1)} \geq \frac{\exp(\theta l)}{r-1} \quad (\text{B.7})$$

Hence

$$\mathbb{E}_G X_k X_\ell = \mathbb{P}_G(X_k X_\ell = 1) - \mathbb{P}_G(X_k X_\ell = -1) \geq 1 - \frac{2(r-1)}{\exp(\theta l) + r - 1},$$

as we claimed. This completes the proof when $r > 2$. In the case when $r = 2$, a direct calculation shows

$$\frac{\mathbb{P}_G(X_k X_\ell = 1)}{\mathbb{P}_G(X_k X_\ell = -1)} = \cosh(2\theta)^l.$$

Clearly then when $\theta \geq \log 2$, we have $\cosh(2\theta) \geq \exp(\theta)$, and the proof can proceed in the same way as before. With this the result is complete. \square

Proof of Theorem 2.6. First we point out a simple implication of (2.5). If $\theta \geq \frac{\log \frac{2\kappa n r}{\log \lfloor d/(l+r) \rfloor}}{l}$, then certainly

$$\theta \geq \frac{\log \left[\frac{2\kappa n(r-1)}{\log \lfloor d/(l+r) \rfloor} - (r-1) \right]}{l}.$$

We will now argue that even if the above holds the asymptotic minimax risk is still 1. Note that since $B \leq H_0$ we have $|V(H_0)| = |V(B)| = l + r$. Consider a graph G_0 based on the union of $m = \lfloor d/(l+r) \rfloor$ disconnected copies of the graph H_0 . Let $e_k = (u_k, v_k)$ is the local copy of the edge $e = (u, v)$ in the k^{th} copy of H_0 . Since the property \mathcal{P} can be represented as a maximum over subgraphs of G_0 , by the assumption of the theorem $\mathcal{P}(G_0) = 0$, while adding the edge e_k

for any $k \in [m]$ to the k^{th} copy of H_0 transfers G_0 to a graph G_k satisfying $\mathcal{P}(G_k) = 1$. For each graph in $i \in \{0, 1, \dots, m\}$ let \mathbb{P}_i be the measure corresponding to Ising models with graphs $\{G_0, G_1, \dots, G_m\}$, and \mathbb{E}_k be the corresponding expectation under \mathbb{P}_k . Define the mixture measure $\bar{\mathbb{P}}^{\otimes n} = \frac{1}{m} \sum_{k \in [m]} \mathbb{P}_k^{\otimes n}$. Using Lemma A.1

$$D_{\chi^2}(\bar{\mathbb{P}}^{\otimes n}, \mathbb{P}_0^{\otimes n}) + 1 \leq \frac{1}{m^2} \sum_{j, k \in [m]} (1 + \tanh(\theta) [\mathbb{E}_j X_{u_k} X_{v_k} - \mathbb{E}_0 X_{u_k} X_{v_k}])^n.$$

By Proposition A.3, for $i \neq j$ we have

$$\mathbb{E}_j X_{u_k} X_{v_k} - \mathbb{E}_0 X_{u_k} X_{v_k} = 0,$$

while by Lemma B.2 if $i \equiv j$

$$\mathbb{E}_j X_{u_k} X_{v_k} - \mathbb{E}_0 X_{u_k} X_{v_k} \leq 1 - \mathbb{E}_0 X_{u_k} X_{v_k} \leq \frac{2(r-1)}{\exp(\theta l) + r - 1}.$$

We conclude that

$$\begin{aligned} D_{\chi^2}(\bar{\mathbb{P}}^{\otimes n}, \mathbb{P}_0^{\otimes n}) + 1 &\leq \frac{m-1}{m} + \frac{1}{m} \left(1 + \tanh(\theta) \frac{2(r-1)}{\exp(\theta l) + r - 1} \right)^n \\ &\leq \frac{m-1}{m} + \frac{1}{m} \left(1 + \frac{2(r-1)}{\exp(\theta l) + r - 1} \right)^n \\ &\leq \frac{m-1}{m} + \frac{\exp\left(\frac{2n(r-1)}{\exp(\theta l) + r - 1}\right)}{m}. \end{aligned}$$

The proof is completed via an application of Le Cam's argument (B.1). \square

Remark B.3. Theorem 2.6 demonstrates that some strongly monotone properties have upper bound signal strength limitations. In fact it is evident from the proof that the scaling on θ in (2.5) can be slightly improved. It turns out that under the same conditions, it suffices that if

$$\frac{2 \tanh(\theta)(r-1)}{\exp(\theta l) + r - 1} = o\left(\log \frac{d}{|l+r|}\right),$$

holds instead of (2.5) we still have that the minimax risk goes to 1 asymptotically.

C Correlation Screening for Ferromagnets

Lemma C.1. Given n samples from an Ising model satisfying (5.1). We have that

$$\mathbb{P}_{\theta} \left(\max_{u, v \in V_d} |\widehat{\mathbb{E}} X_u X_v - \mathbb{E}_{\theta} X_u X_v| \geq \varepsilon \right) \leq 2 \binom{d}{2} e^{-n\varepsilon^2/2}. \quad (\text{C.1})$$

Note that since (3.1) is a special case of (5.1), the same conclusion is also valid for ferromagnets satisfying (3.1).

Proof of Lemma C.1. This is a direct consequence of Hoeffding's inequality (Boucheron et al., 2013) and the union bound. \square

Proof of Theorem 3.1. Recall the definitions of \mathcal{T} (3.2) and τ (3.3). Using Lemma C.1 we can guarantee that if $\boldsymbol{\theta} \in \mathcal{S}_1(\boldsymbol{\theta}) \cap \mathcal{R}$

$$\min_{e \in \widehat{G}} M_e \geq \mathcal{T} - \tau,$$

with probability at least $1 - \delta$. This immediately shows that

$$\sup_{\boldsymbol{\theta} \in \mathcal{S}_1(\boldsymbol{\theta}) \cap \mathcal{R}} \mathbb{P}_{\boldsymbol{\theta}}(\psi = 0) \leq \delta.$$

Next since $\widehat{G} \in \mathcal{W}_{\mathcal{P}}(\overline{G}_d)$, we have that if $\mathcal{P}(G) = 0$

$$\min_{e \in \widehat{G}} M_e \leq \max_{\boldsymbol{\theta} \in \mathcal{S}_0 \cap \mathcal{R}} \max_{G \in \mathcal{W}_{\mathcal{P}}(\overline{G}_d)} \min_{(u,v) \in E(G)} \mathbb{E}_{\boldsymbol{\theta}} X_u X_v + \tau,$$

on an event of probability at least $1 - \delta$. When (3.5) holds we have

$$\min_{e \in \widehat{G}} M_e < \mathcal{T} - \tau,$$

and thus Algorithm 1 will return $\psi = 0$. This completes the proof. \square

Lemma C.2 (Generic No Edge Correlation Upper Bound). Assume we have a ferromagnetic Ising model as specified by (3.1) where all coefficients θ_{uv} satisfy $0 < \theta_{uv} \leq \Theta$. Then if the maximum degree of $G(\boldsymbol{\theta})$ is bounded by $s \geq 3$, for any two vertices k and ℓ such that $(k, \ell) \notin E(\boldsymbol{\theta})$ we have

$$\mathbb{E}_{\boldsymbol{\theta}} X_k X_\ell \leq \frac{\cosh(2s\Theta) + 2se^{-2(s-1)\Theta}(\cosh(2(s-1)\Theta) - \cosh(2\Theta)) - 1}{\cosh(2s\Theta) + 2se^{-2(s-1)\Theta}(\cosh(2(s-1)\Theta) + \cosh(2\Theta)) + 1} = \frac{R(s, \Theta) - 1}{R(s, \Theta) + 1}. \quad (\text{C.2})$$

If $s = 2$ we have

$$\mathbb{E}_{\boldsymbol{\theta}} X_k X_\ell \leq \frac{\cosh(4\Theta) - 1}{\cosh(4\Theta) + 3}.$$

Finally if $s = 1$, $\mathbb{E}_{\boldsymbol{\theta}} X_k X_\ell = 0$.

Proof of Lemma C.2. First, by the FKG inequality (see Theorem 6.2.1 Alon and Spencer (2004)) it follows that since all $0 \leq \theta_{uv} \leq \Theta$ the correlation $\mathbb{E}_{\boldsymbol{\theta}} X_k X_\ell$ will only increase if we were to set all $\theta_{uv} = \Theta$. Hence we may assume that all $\theta_{uv} = \Theta$ for all u, v .

Let \mathcal{N}_k and \mathcal{N}_ℓ denote the neighbors of vertices k and ℓ respectively. Again, due to the FKG inequality adding edges increases correlations so we can assume that $|\mathcal{N}_k| = |\mathcal{N}_\ell| = s$. We have

$$\frac{\mathbb{P}_{\boldsymbol{\theta}}(X_k X_\ell = 1)}{\mathbb{P}_{\boldsymbol{\theta}}(X_k X_\ell = -1)} = \frac{\sum_{\mathbf{x} \in \{\pm 1\}^d} \sum_{\xi \in \{\pm 1\}} \exp\left(\xi\Theta \left(\sum_{u \in \mathcal{N}_k} x_u + \sum_{u \in \mathcal{N}_\ell} x_u\right) + \Theta \sum_{(u,v) \in E(\boldsymbol{\theta}), k, \ell \notin \{u,v\}} x_u x_v\right)}{\sum_{\mathbf{x} \in \{\pm 1\}^d} \sum_{\xi \in \{\pm 1\}} \exp\left(\xi\Theta \left(\sum_{u \in \mathcal{N}_k} x_u - \sum_{u \in \mathcal{N}_\ell} x_u\right) + \Theta \sum_{(u,v) \in E(\boldsymbol{\theta}), k, \ell \notin \{u,v\}} x_u x_v\right)}. \quad (\text{C.3})$$

Let $\mathcal{N} = \mathcal{N}_k \cap \mathcal{N}_\ell$ and suppose $|\mathcal{N}| = m$ for $0 \leq m \leq s$. Put $\overline{\mathcal{N}}_k := \mathcal{N}_k \setminus \mathcal{N}$ and similarly let $\overline{\mathcal{N}}_\ell := \mathcal{N}_\ell \setminus \mathcal{N}$. For a vector $\mathbf{x} \in \mathbb{R}^d$ and a set $S \subseteq V_d$ let $\mathbf{x}_S = (x_i)_{i \in S}$. For $\xi \in \{\pm 1\}$ define the sets

$$S_1 := \left\{ \mathbf{x} \in \{\pm 1\}^d \mid \left| \sum_{u \in \overline{\mathcal{N}}_k} x_u + \sum_{u \in \overline{\mathcal{N}}_\ell} x_u \right| = 2s \right\},$$

$$S_2 := \left\{ \mathbf{x} \in \{\pm 1\}^d \mid \left| \sum_{u \in \overline{\mathcal{N}}_k} x_u + \sum_{u \in \overline{\mathcal{N}}_\ell} x_u \right| \leq 2(s-2) \right\},$$

and let $S_3 := \{\pm 1\}^d \setminus (S_1 \cup S_2)$. We now record several identities for the three sets. For any $\mathbf{x} \in S_1$ we have

$$\sum_{\xi \in \{\pm 1\}} \exp(\xi \Theta (\sum_{u \in \mathcal{N}_k} x_u + \sum_{u \in \mathcal{N}_\ell} x_u)) = 2 \cosh(2s\Theta), \quad \sum_{\xi \in \{\pm 1\}} \exp(\xi \Theta (\sum_{u \in \mathcal{N}_k} x_u - \sum_{u \in \mathcal{N}_\ell} x_u)) = 2.$$

The first identity holds by the definition of S_1 , while the second holds since if $\mathbf{x} \in S_1$ it follows that $\sum_{u \in \mathcal{N}_k} x_u - \sum_{u \in \mathcal{N}_\ell} x_u = 0$. For any $\mathbf{x} \in S_2$:

$$\sum_{\xi \in \{\pm 1\}} \exp(\xi \Theta (\sum_{u \in \mathcal{N}_k} x_u + \sum_{u \in \mathcal{N}_\ell} x_u)) \leq 2 \cosh(2(s-2)\Theta), \quad \sum_{\xi \in \{\pm 1\}} \exp(\xi \Theta (\sum_{u \in \mathcal{N}_k} x_u - \sum_{u \in \mathcal{N}_\ell} x_u)) \geq 2.$$

The first inequality follows by the definition of S_2 , and the second is true since since for any $x \in \mathbb{R}$ $e^x + e^{-x} \geq 2$. Finally for any $\mathbf{x} \in S_3$:

$$\sum_{\xi \in \{\pm 1\}} \exp(\xi \Theta (\sum_{u \in \mathcal{N}_k} x_u + \sum_{u \in \mathcal{N}_\ell} x_u)) = 2 \cosh(2(s-1)\Theta), \quad \sum_{\xi \in \{\pm 1\}} \exp(\xi \Theta (\sum_{u \in \mathcal{N}_k} x_u - \sum_{u \in \mathcal{N}_\ell} x_u)) \geq 2 \cosh(2\Theta).$$

To see why the first identity holds, note that the sum $\sum_{u \in \mathcal{N}_k} x_u + \sum_{u \in \mathcal{N}_\ell} x_u$ contains $2s$ odd terms (equal to ± 1), and is therefore even. Hence since $2(s-2) < |\sum_{u \in \mathcal{N}_k} x_u + \sum_{u \in \mathcal{N}_\ell} x_u| < 2s$ we must have $|\sum_{u \in \mathcal{N}_k} x_u + \sum_{u \in \mathcal{N}_\ell} x_u| = 2(s-1)$. To show why the inequality holds suppose the contrary, i.e., suppose $|\sum_{u \in \mathcal{N}_k} x_u - \sum_{u \in \mathcal{N}_\ell} x_u| \leq 1$. Since $\sum_{u \in \mathcal{N}_k} x_u - \sum_{u \in \mathcal{N}_\ell} x_u = \sum_{u \in \overline{\mathcal{N}}_k} x_u - \sum_{u \in \overline{\mathcal{N}}_\ell} x_u$ and $|\overline{\mathcal{N}}_k \cup \overline{\mathcal{N}}_\ell| = 2(s-m)$, the sum $\sum_{u \in \overline{\mathcal{N}}_k} x_u - \sum_{u \in \overline{\mathcal{N}}_\ell} x_u$ is even. Hence the only possibility is $\sum_{u \in \overline{\mathcal{N}}_k} x_u = \sum_{u \in \overline{\mathcal{N}}_\ell} x_u$, and therefore $2|\sum_{u \in \mathcal{N}_k} x_u| = 2(s-1)$. The latter is impossible since $\sum_{u \in \mathcal{N}_k} x_u \equiv s \pmod{2}$.

We first show the result when $s \geq 3$. Let $\mathbf{1} \in \mathbb{R}^d$ denote a vector of 1's. Observe the following inclusions

$$\begin{aligned} S_1 &= \{\mathbf{x} \in \{\pm 1\}^d \mid \exists \xi \in \{\pm 1\}, \mathbf{x}_{\mathcal{N}_k \cup \mathcal{N}_\ell} = \xi \mathbf{1}_{\mathcal{N}_k \cup \mathcal{N}_\ell}\} \\ \overline{S}_2 &:= \{\mathbf{x} \in \{\pm 1\}^d \mid \exists \xi \in \{\pm 1\}, \exists u \in \mathcal{N} : \mathbf{x}_{\mathcal{N}_k \cup \mathcal{N}_\ell \setminus \{u\}} = \xi \mathbf{1}_{\mathcal{N}_k \cup \mathcal{N}_\ell \setminus \{u\}}, x_u = -\xi\} \subseteq S_2, \\ \overline{S}_3 &:= \{\mathbf{x} \in \{\pm 1\}^d \mid \exists \xi \in \{\pm 1\}, \exists u \in \overline{\mathcal{N}}_k \cup \overline{\mathcal{N}}_\ell : \mathbf{x}_{\mathcal{N}_k \cup \mathcal{N}_\ell \setminus \{u\}} = \xi \mathbf{1}_{\mathcal{N}_k \cup \mathcal{N}_\ell \setminus \{u\}}, x_u = -\xi\} \subseteq S_3. \end{aligned}$$

Notice that when $s \geq 3$: $|\overline{S}_2| \geq m|S_1|$ and $|\overline{S}_3| \geq 2(s-m)|S_1|$. For $i \in [3]$ define the three sums $\Sigma_i := \sum_{\mathbf{x} \in S_i} \exp\left(\Theta \sum_{(u,v) \in E(\theta), k, \ell \notin \{u,v\}} x_u x_v\right)$. Using (C.3) and the identities we recorded above we conclude

$$\frac{\mathbb{P}_\theta(X_k X_\ell = 1)}{\mathbb{P}_\theta(X_k X_\ell = -1)} \leq \frac{\cosh(2s\Theta)\Sigma_1 + \cosh(2(s-2)\Theta)\Sigma_2 + \cosh(2(s-1)\Theta)\Sigma_3}{\Sigma_1 + \Sigma_2 + \cosh(2\Theta)\Sigma_3}. \quad (\text{C.4})$$

We now use the following elementary inequality which can be checked via cross multiplication: for positive real numbers $a, b, c, d, x, y > 0$ such that $\frac{a}{c} \geq \frac{b}{d}$ and $x \geq y$ it holds that

$$\frac{a + bx}{c + dx} \leq \frac{a + by}{c + dy}. \quad (\text{C.5})$$

Taking $x = \infty, y = 1$ in (C.5) implies that

$$\frac{\cosh(2s\Theta)\Sigma_1 + \cosh(2(s-1)\Theta)\Sigma_3}{\Sigma_1 + \cosh(2\Theta)\Sigma_3} \geq \cosh(2s\Theta) \wedge \frac{\cosh(2(s-1)\Theta)}{\cosh(2\Theta)} \geq \cosh(2(s-2)\Theta),$$

where the last inequality follows by simple algebra and the fact that $\cosh(x)$ is increasing for $x \geq 0$. We now record the inequality

$$\frac{\Sigma_2}{\Sigma_1} \geq \frac{\sum_{\mathbf{x} \in \bar{S}_2} \exp\left(\Theta \sum_{(u,v) \in E(\boldsymbol{\theta}), k, \ell \notin \{u,v\}} x_u x_v\right)}{\sum_{\mathbf{x} \in S_1} \exp\left(\Theta \sum_{(u,v) \in E(\boldsymbol{\theta}), k, \ell \notin \{u,v\}} x_u x_v\right)} \geq m e^{-2(s-2)\Theta},$$

which follows by the fact that $|\bar{S}_2| \geq m|S_1|$ and that all vertices $u \in \mathcal{N}$ are connected to at most $s-2$ vertices in the set $V_d \setminus \{k, \ell\}$. Combining the last two inequalities with (C.4) and (C.5) we obtain

$$\frac{\mathbb{P}_{\boldsymbol{\theta}}(X_k X_\ell = 1)}{\mathbb{P}_{\boldsymbol{\theta}}(X_k X_\ell = -1)} \leq \frac{\cosh(2s\Theta) + \cosh(2(s-2)\Theta)m \exp(-2(s-2)\Theta) + \cosh(2(s-1)\Theta) \frac{\Sigma_3}{\Sigma_1}}{1 + m \exp(-2(s-2)\Theta) + \cosh(2\Theta) \frac{\Sigma_3}{\Sigma_1}}. \quad (\text{C.6})$$

We now consider two cases.

Case I. Suppose

$$\frac{\cosh(2s\Theta) + \cosh(2(s-2)\Theta)m e^{-2(s-2)\Theta}}{1 + m e^{-2(s-2)\Theta}} \leq \frac{\cosh(2(s-1)\Theta)}{\cosh(2\Theta)}. \quad (\text{C.7})$$

Taking $y = 0$ in (C.5), and using (C.6) yields

$$\frac{\mathbb{P}_{\boldsymbol{\theta}}(X_k X_\ell = 1)}{\mathbb{P}_{\boldsymbol{\theta}}(X_k X_\ell = -1)} \leq \frac{\cosh(2(s-1)\Theta)}{\cosh(2\Theta)}. \quad (\text{C.8})$$

Case II. Assume that (C.7) holds in the opposite direction. We have

$$\frac{\Sigma_3}{\Sigma_1} \geq \frac{\sum_{\mathbf{x} \in \bar{S}_3} \exp\left(\Theta \sum_{(u,v) \in E(\boldsymbol{\theta}), k, \ell \notin \{u,v\}} x_u x_v\right)}{\sum_{\mathbf{x} \in S_1} \exp\left(\Theta \sum_{(u,v) \in E(\boldsymbol{\theta}), k, \ell \notin \{u,v\}} x_u x_v\right)} \geq 2(s-m)e^{-2(s-1)\Theta},$$

where we used that $|\bar{S}_3| \geq 2(s-m)|S_1|$ and that for any $\mathbf{x} \in \bar{S}_3$ the vertex $u \in \bar{\mathcal{N}}_k \cup \bar{\mathcal{N}}_\ell$ is connected to at most $s-1$ vertices in the set $V_d \setminus \{k, \ell\}$. (C.5) and (C.6) imply

$$\frac{\mathbb{P}_{\boldsymbol{\theta}}(X_k X_\ell = 1)}{\mathbb{P}_{\boldsymbol{\theta}}(X_k X_\ell = -1)} \leq \frac{\cosh(2s\Theta) + \cosh(2(s-2)\Theta)m e^{-2(s-2)\Theta} + \cosh(2(s-1)\Theta)2(s-m)e^{-2(s-1)\Theta}}{1 + m e^{-2(s-2)\Theta} + \cosh(2\Theta)2(s-m)e^{-2(s-1)\Theta}}$$

Taking the supremum over $0 \leq m \leq s$ on the RHS shows that the maximum is reached at $m \equiv 0$. The latter can be verified via comparing consecutive values of m and arguing that the RHS is decreasing in m ; we omit this lengthy calculation. Finally a simple comparison between the RHS of the last bound evaluated at $m = 0$ and the RHS of (C.8) shows that the last bound is larger. Putting everything together we have concluded that for $s \geq 3$

$$\frac{\mathbb{P}_{\boldsymbol{\theta}}(X_k X_\ell = 1)}{\mathbb{P}_{\boldsymbol{\theta}}(X_k X_\ell = -1)} \leq \frac{\cosh(2s\Theta) + 2s e^{-2(s-1)\Theta} \cosh(2(s-1)\Theta)}{1 + 2s e^{-2(s-1)\Theta} \cosh(2\Theta)}.$$

For the special case $s = 2$, the major difference is that when $m = 2$, $|\overline{S}_2| \geq |S_1|$ and not $|\overline{S}_2| \geq 2|S_1|$ as before. Using the same ideas as in the proof of the case $s \geq 3$ one can show that when $s \equiv 2$:

$$\frac{\mathbb{P}_{\boldsymbol{\theta}}(X_k X_\ell = 1)}{\mathbb{P}_{\boldsymbol{\theta}}(X_k X_\ell = -1)} \leq \frac{\cosh(4\Theta) + 1}{2}.$$

The last two inequalities combined with the fact $\mathbb{E}_{\boldsymbol{\theta}} X_k X_\ell = 1 - 2\mathbb{P}_{\boldsymbol{\theta}}(X_k X_\ell = -1)$ complete the proof. \square

The following simple lemma gives a sharper correlation bound when no edge is present, in a regime where the maximum parameter Θ is sufficiently small.

Lemma C.3 (High Temperature No Edge Correlation Upper Bound). Let the assumptions of Lemma C.2 hold, and let additionally $(s - 1) \tanh(\Theta) < 1$. Then we have

$$\mathbb{E}_{\boldsymbol{\theta}} X_k X_\ell \leq \frac{s \tanh^2(\Theta)}{1 - (s - 1) \tanh(\Theta)}.$$

Proof of Lemma C.3. As in the proof of Lemma C.2, we may assume that all $\theta_{uv} = \Theta$. Next, notice that each path P connecting k and ℓ has length $m \geq 2$. Let $\boldsymbol{\theta}_P$ be the restriction of the parameter $\boldsymbol{\theta}$ to the path graph P . By Lemma A.4 we know that $E_{\boldsymbol{\theta}_P} X_i X_j = \tanh^m(\theta)$, and furthermore there are at most $s(s - 1)^{m-2}$ such paths, due to the fact that each vertex has at most s neighbors. The conclusion now follows from a result by Fisher (1967) which bounds the correlation between two nodes with a sum over the correlations of all path graphs between the two vertices, and the formula for summing converging geometric progressions. \square

Proof of Corollary 3.2. Note that if $\boldsymbol{\theta} \in \mathcal{S}_0 \cap \mathcal{R}$ for any $G \in \mathcal{W}_{\mathcal{P}}(\boldsymbol{\theta})$ there exists an edge $e \in E(G)$ with a zero entry in $\boldsymbol{\theta}$. Fact i. now follows since by Lemma C.2 and the definition of $R(s, \Theta)$ and we have for $s \geq 3$

$$\max_{\boldsymbol{\theta} \in \mathcal{S}_0 \cap \mathcal{R}} \max_{G \in \mathcal{W}_{\mathcal{P}}(\overline{G}_d)} \min_{(u,v) \in E(G)} \mathbb{E}_{\boldsymbol{\theta}} X_u X_v \leq \frac{R(s, \Theta) - 1}{R(s, \Theta) + 1},$$

and fact ii. follows by noting that when $(s - 1) \tanh(\Theta) < 1$ by Lemma C.3

$$\max_{\boldsymbol{\theta} \in \mathcal{S}_0 \cap \mathcal{R}} \max_{G \in \mathcal{W}_{\mathcal{P}}(\overline{G}_d)} \min_{(u,v) \in E(G)} \mathbb{E}_{\boldsymbol{\theta}} X_u X_v \leq \frac{s \tanh^2(\Theta)}{1 - (s - 1) \tanh(\Theta)}.$$

\square

Proof of Corollary 3.5. We will now argue that if G is under the alternative, i.e., if G is connected, then for any spanning tree $T \subseteq G(\boldsymbol{\theta})$ we have

$$\min_{(u,v) \in T} \mathbb{E}_{\boldsymbol{\theta}} X_u X_v \geq \tanh(\theta). \tag{C.9}$$

By the FKG inequality (Alon and Spencer, 2004) we have $\min_{(u,v) \in T} \mathbb{E}_{\boldsymbol{\theta}} X_u X_v \geq \min_{(u,v) \in T} \mathbb{E}_{\boldsymbol{\theta}_T} X_u X_v$, where $\boldsymbol{\theta}_T$ is the restriction of $\boldsymbol{\theta}$ on T , i.e., setting all entries of $\boldsymbol{\theta}$ outside of T to 0 while retaining the values of all entries belonging to T . Using Proposition A.3, Lemma A.4 and the fact that on a

tree T the only path between vertices u and v connected by an edge (u, v) is the edge we conclude that

$$\mathbb{E}_{\theta_T} X_u X_v = \tanh(\theta_{uv}).$$

Hence

$$\min_{(u,v) \in T} \mathbb{E}_{\theta} X_u X_v \geq \min_{(u,v) \in T} \mathbb{E}_{\theta_T} X_u X_v = \min_{(u,v) \in T} \tanh(\theta_{uv}) \geq \tanh(\theta),$$

as we claimed. On the other hand, when $G(\theta)$ is under the null for any tree T , we have

$$\min_{(u,v) \in T} \mathbb{E}_{\theta} X_u X_v = 0.$$

Hence an application of Theorem 3.1 completes the proof. \square

Proof of Corollary 3.7. Similarly to the proof of Proposition 3.5 we can convince ourselves with the help of the FKG inequality, Proposition A.3 and Lemma A.4 that under the alternative there exists at least one cycle $C \subseteq G(\theta)$ so that

$$\min_{(u,v) \in C} \mathbb{E}_{\theta} X_u X_v \geq \min_{(u,v) \in C} \mathbb{E}_{\theta_C} X_u X_v \geq \min_{(u,v) \in C} \tanh(\theta_{uv}) \geq \tanh(\theta),$$

where θ_C is the restriction of θ on C . Next, note that under the null hypothesis for any given cycle C we will have at least one edge $(u, v) \in C$ such that $\theta_{uv} = 0$. Since under the null the graph is a forest by Proposition A.3 and Lemma A.4 we know that

$$\min_{(u,v) \in C} \mathbb{E}_{\theta} X_u X_v \leq \prod_{(k,l) \in \mathcal{P}_{u \rightarrow v}^G(\theta)} \tanh(\theta_{kl}) \leq \tanh^2(\Theta),$$

where $\mathcal{P}_{u \rightarrow v}^G$ is the direct path that connects u to v . Applying Theorem 3.1 completes the proof. \square

Proof of Corollary 3.10. Take any model with a graph G containing an m -clique. By the FKG inequality we know that the correlation for any edge $(u, v) \in E(\theta)$: $\mathbb{E}_{\theta} X_u X_v$ will only decrease if we set all parameters to their lower bound θ , and if we remove edges so that we reduce the graph G to an m -clique. We recognize that under such manipulation we obtain a Curie-Weiss model¹⁷ (albeit under non-standard parametrization) for m of the variables, and remaining $d - m$ variables are independent and have Rademacher distributions. Hence we only need to calculate $\mathbb{P}_{\theta}(X_k X_{\ell} = \xi)$ for $\xi \in \{\pm 1\}$ in an m -dimensional Curie-Weiss model. This is a standard calculation which we nevertheless include for completeness. We have

$$\mathbb{P}_{\theta}(X_k X_{\ell} = 1) = \frac{e^{\theta - \theta(m-2)/2}}{Z_m(\theta)} S(2\theta, \theta/2), \quad \mathbb{P}_{\theta}(X_k X_{\ell} = -1) = \frac{e^{-\theta - \theta(m-2)/2}}{Z_m(\theta)} S(0, \theta/2), \quad (\text{C.10})$$

where $Z_m(\theta)$ is the partition constant of an m -dimensional Curie-Weiss magnet with inverse temperature θ and no external magnetic field, i.e.,

$$Z_m(\theta) = \sum_{\mathbf{x} \in \{\pm 1\}^m} \exp\left(\theta \sum_{u < v} x_u x_v\right), \quad (\text{C.11})$$

¹⁷i.e., a fully connected m -clique with inverse temperature θ .

and the function $S(h, \mu) = S(-h, \mu)$ given by

$$S(h, \mu) := \sum_{\mathbf{x} \in \{\pm 1\}^{m-2}} \exp \left(h \sum_{u \in [m-2]} x_u + \mu \left(\sum_{u \in [m-2]} x_u \right)^2 \right).$$

Clearly since $\mathbb{P}(X_k X_\ell = 1) + \mathbb{P}(X_k X_\ell = -1) = 1$, one can express $Z_m(\theta)$ in terms of $S(2\theta, \theta/2)$ and $S(0, \theta/2)$. We set out to find a closed form expression of the more general quantity $S(h, \mu)$. Using the identity

$$e^{x^2} = \frac{1}{\sqrt{2\pi}} \int_{-\infty}^{\infty} e^{-y^2/2 + \sqrt{2}xy} dy,$$

we can rewrite $S(h, \mu)$ as

$$\begin{aligned} S(h, \mu) &= \frac{1}{\sqrt{2\pi}} \sum_{\mathbf{x} \in \{\pm 1\}^{m-2}} \int_{-\infty}^{\infty} e^{-y^2/2 + (y\sqrt{2\mu} + h) \sum_{u \in [m-2]} x_u} dy \\ &= 2^{m-2} \mathbb{E}_Z \cosh^{m-2}(\sqrt{2\mu}Z + h). \end{aligned} \tag{C.12}$$

Putting (C.10) and (C.12) together we conclude

$$\mathbb{E}_{\theta} X_k X_\ell = \mathbb{P}_{\theta}(X_k X_\ell = 1) - \mathbb{P}_{\theta}(X_k X_\ell = -1) = \frac{r(m, \theta) - 1}{r(m, \theta) + 1}.$$

This implies that under the alternative

$$\min_{(u,v) \in C} \mathbb{E}_{\theta} X_u X_v \geq \frac{r(m, \theta) - 1}{r(m, \theta) + 1},$$

for any m -clique $C \subseteq G$, which is what we wanted to show. □

Remark C.4. In this remark we will first show a low temperature expansion of $\frac{r(m, \theta) - 1}{r(m, \theta) + 1}$. Note the equivalent formulation

$$\frac{r(m, \theta) - 1}{r(m, \theta) + 1} = \frac{d \log Z_m(\theta) / d\theta}{\binom{m}{2}},$$

where $Z_m(\theta)$ is defined in (C.11). Now observe that

$$Z_m(\theta) = 2e^{\binom{m}{2}\theta} \left(1 + me^{-2(m-1)\theta} + \binom{m}{2} e^{-4(m-2)\theta} + O(m^3 e^{-6(m-3)\theta}) \right),$$

where the first term corresponds to all spins being 1 or -1 , the second term corresponds to the terms where one spin is -1 and all remaining spins are 1 and vice versa, and so on. Hence

$$\begin{aligned} \log Z_m(\theta) &= \log 2 + \binom{m}{2} \theta + \log \left(1 + me^{-2(m-1)\theta} + \binom{m}{2} e^{-4(m-2)\theta} + O(m^3 e^{-6(m-3)\theta}) \right) \\ &= \log 2 + \binom{m}{2} \theta + me^{-2(m-1)\theta} + \binom{m}{2} e^{-4(m-2)\theta} + O(m^3 e^{-6(m-3)\theta}) \end{aligned}$$

Under the assumption $m^2 e^{-2m\theta} = o(1)$, we have the approximation

$$\frac{r(m, \theta) - 1}{r(m, \theta) + 1} \approx 1 - 4e^{-2(m-1)\theta} - 4(m-2)e^{-4(m-2)\theta}.$$

Now recalling bound (C.2), we can equivalently rewrite its RHS as

$$1 - \frac{4se^{-2(s-2)\Theta} + 4se^{-2s\Theta} + 4}{1 + e^{2s\Theta} + e^{-2s\Theta} + s(1 + e^{-4(s-1)\Theta} + e^{-2(s-2)\Theta} + e^{-2s\Theta})}.$$

Under the assumption $e^{2s\Theta} \gg s$ the above expression is asymptotically equivalent to

$$1 - 4e^{-2s\Theta} - 4se^{-4(s-1)\Theta} + o(1).$$

Therefore, when $m = s + 1$, and $\theta = \Theta$ the asymptotic difference is of magnitude $4e^{-4(s-1)\theta}$. Hence the LHS of (3.7) is asymptotically $4e^{-4(s-1)\theta}$ and thus if

$$2e^{-4(s-1)\theta} \geq \sqrt{\frac{4 \log d + \log \delta^{-1}}{n}},$$

the test is successful. This is equivalent to $\theta \leq \frac{\log \frac{n}{\log d + \log \delta^{-1}/4}}{8(s-1)}$, which matches bound (2.10) up to scalars.

D Bounds for General Models

Proof of Proposition 6.3. Define the two ellipses

$$E_1 = \{(x, y) \in \mathbb{R}^2 : \theta(x+h)^2 + \theta'(y+h+2)^2 < t\}, \text{ and } E_2 = \{(x, y) \in \mathbb{R}^2 : \theta'(x+h)^2 + \theta(y+h+2)^2 < t\}.$$

Clearly both ellipses are centered at the point $(-h, -(h+2))$. Let us begin by calculating the intersection points of the contours of the two ellipses in the case when $\theta \neq \theta'$ (the case $\theta = \theta'$ is trivial, as (6.10) holds with an equality). The contours intersect when

$$\theta(x+h)^2 + \theta'(y+h+2)^2 = \theta'(x+h)^2 + \theta(y+h+2)^2 = t.$$

Hence at the intersection, we necessarily have $(x-y-2)(x+y+2h+2) = 0$. Note that the equations $x-y-2 = 0$, and $x+y+2h+2 = 0$ define two lines, which pass through the center $(-h, -(h+2))$, and partition the x, y -plane into four regions. Denote those regions as

$$\begin{aligned} \mathcal{E} &= \{(x, y) \in \mathbb{R}^2 : x-y-2 \geq 0, x+y+2h+2 \geq 0\}, \\ \mathcal{N} &= \{(x, y) \in \mathbb{R}^2 : x-y-2 \leq 0, x+y+2h+2 \geq 0\}, \\ \mathcal{W} &= \{(x, y) \in \mathbb{R}^2 : x-y-2 \leq 0, x+y+2h+2 \leq 0\}, \\ \mathcal{S} &= \{(x, y) \in \mathbb{R}^2 : x-y-2 \geq 0, x+y+2h+2 \leq 0\}. \end{aligned}$$

To facilitate the readability of the proof, we plot two examples of E_1 and E_2 , along with the two lines and four regions in Figure 8. By the above definitions we know that $E_1 \setminus E_2 \subset \mathcal{N} \cup \mathcal{S}$, and

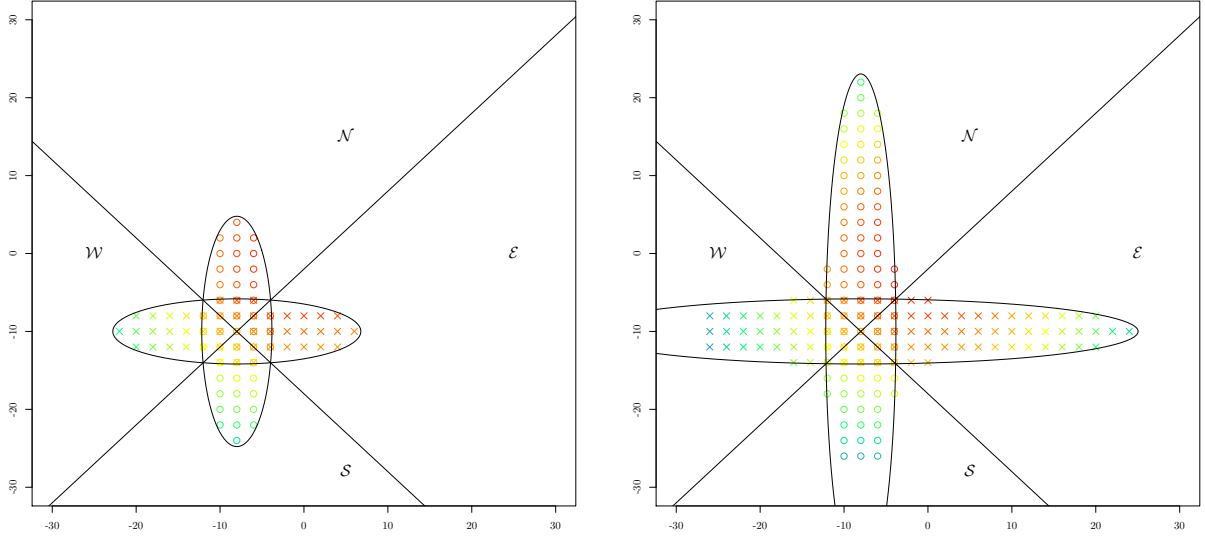


Figure 8: An example of the two ellipses E_1 and E_2 with the same values of θ but two different values of θ' . The points inside the ellipses represent points from the set S . The point of intersection of the two lines is the center $(-h, -h-2)$, where for this specific example we have set $h = 8, k = 26$. Points “o” form the set $E_1 \cap S$, and points “x” form the set $E_2 \cap S$. The four regions $\mathcal{E}, \mathcal{N}, \mathcal{W}, \mathcal{S}$ are also depicted. Points of warmer colors are more likely to occur than points with cooler colors.

$E_2 \setminus E_1 \subset \mathcal{E} \cup \mathcal{W}$. Note that the pairs (S_X, S_Y) can only take integer values, and in such a way so that $-k \leq S_X \leq k, -k \leq S_Y \leq k$, and $S_X \equiv S_Y \equiv k \pmod{2}$. Define

$$S = \{(x, y) \in (\mathbb{N}_0)^2 \mid -k \leq x \leq k, -k \leq y \leq k, x \equiv y \equiv k \pmod{2}\}$$

In terms of this notation (6.10) can be restated as

$$\mathbb{P}_\emptyset((S_X, S_Y) \in E_2 \cap S) \leq \mathbb{P}_\emptyset((S_X, S_Y) \in E_1 \cap S),$$

or equivalently

$$\mathbb{P}_\emptyset((S_X, S_Y) \in (E_2 \setminus E_1) \cap S) \leq \mathbb{P}_\emptyset((S_X, S_Y) \in (E_1 \setminus E_2) \cap S). \quad (\text{D.1})$$

In the following, our proof plan is to show (D.1) by taking pairs of points from the set $(E_1 \setminus E_2) \cap S$ and matching them in a 1-1 manner with pairs of points from the set $(E_2 \setminus E_1) \cap S$, while ensuring that the former pairs are more likely to occur than the latter. Sometimes one or more of the points in the two pairs will lie outside of the set S (see, e.g., the right panel of Figure 8), but we will make sure that this does not alter the conclusion.

Take a point $(i, j) \in (E_1 \setminus E_2) \cap S \cap \mathcal{N}$. Define the transformation $(\hat{i}, \hat{j}) = (-j-2h-2, -i-2h-2)$, and consider the four points $(i, j), (j+2, i-2), (\hat{j}+2, \hat{i}-2), (\hat{i}, \hat{j})$. Since $(i, j) \in (E_1 \setminus E_2) \cap \mathcal{N}$ it is simple to check that $(j+2, i-2) \in (E_2 \setminus E_1) \cap \mathcal{E}$, $(\hat{i}, \hat{j}) \in (E_2 \setminus E_1) \cap \mathcal{W}$ and $(\hat{j}+2, \hat{i}-2) \in (E_1 \setminus E_2) \cap \mathcal{S}$. We will now argue that

$$\mathbb{P}_\emptyset((S_X, S_Y) \in \{(i, j), (\hat{j}+2, \hat{i}-2)\}) \geq \mathbb{P}_\emptyset((S_X, S_Y) \in \{(j+2, i-2), (\hat{i}, \hat{j})\}). \quad (\text{D.2})$$

Note that for any point $(m, \ell) \in S$

$$\mathbb{P}_{\emptyset}((S_X, S_Y) = (m, \ell)) = \binom{k}{\frac{k+m}{2}} \binom{k}{\frac{k+\ell}{2}} 2^{-2k}.$$

To this end we consider several cases.

- i. First assume that all of the above four points belong to S . Therefore, we need to show that

$$\binom{k}{\frac{k+i}{2}} \binom{k}{\frac{k+j}{2}} - \binom{k}{\frac{k+i-2}{2}} \binom{k}{\frac{k+j+2}{2}} \geq \binom{k}{\frac{k+\hat{i}}{2}} \binom{k}{\frac{k+\hat{j}}{2}} - \binom{k}{\frac{k+\hat{i}-2}{2}} \binom{k}{\frac{k+\hat{j}+2}{2}}.$$

A direct calculation yields that the above is equivalent to

$$\frac{\binom{\frac{j-i}{2}}(k+1) + (k+1)}{\left(\frac{k+i}{2}\right)! \left(\frac{k-i}{2} + 1\right)! \left(\frac{k+j}{2} + 1\right)! \left(\frac{k-j}{2}\right)!} \geq \frac{\binom{\frac{\hat{j}-\hat{i}}{2}}(k+1) + (k+1)}{\left(\frac{k+\hat{i}}{2}\right)! \left(\frac{k-\hat{i}}{2} + 1\right)! \left(\frac{k+\hat{j}}{2} + 1\right)! \left(\frac{k-\hat{j}}{2}\right)!}.$$

We note that $\hat{j} - \hat{i} = j - i$, and furthermore the numerator $\binom{\frac{j-i}{2}}(k+1) + (k+1) \geq 0$, since $j - i \geq -2$ by the fact that $(i, j) \in \mathcal{N}$. Rearranging and cancelling terms shows that the above is equivalent to showing that

$$\begin{aligned} & \left(\frac{k+j}{2} + 2\right) \dots \left(\frac{k+j+2h+2}{2} + 1\right) \left(\frac{k+i}{2} + 1\right) \dots \left(\frac{k+i+2h+2}{2}\right) \geq \\ & \left(\frac{k-i-2h-2}{2} + 2\right) \dots \left(\frac{k-i}{2} + 1\right) \left(\frac{k-j-2h-2}{2} + 1\right) \dots \left(\frac{k-j}{2}\right). \end{aligned}$$

This inequality holds true since $(i, j) \in \mathcal{N}$ and hence $i + j + 2h + 2 \geq 0$.

- ii. In the case when $(\hat{j}+2, \hat{i}-2) \in S$ but either or both of the points $(\hat{i}, \hat{j}) \notin S$ or $(j+2, i-2) \notin S$ then (D.2) continues to hold by i.
- iii. Assume $(\hat{j}+2, \hat{i}-2) \notin S$ but $(\hat{i}, \hat{j}) \in S$ and $(j+2, i-2) \in S$. By the fact that $(\hat{j}+2, \hat{i}-2) \notin S$ but $(\hat{i}, \hat{j}) \in S$ we have that either $\hat{j} = k$ or $\hat{i} = -k$. The former is impossible since otherwise $i = -(k + 2h + 2) < -k$. Hence the only viable option is to have $\hat{i} = -k$, in which case $j = k - (2h + 2)$. We need to show that

$$\frac{k! \left[\binom{\frac{j-i}{2}}(k+1) + (k+1) \right]}{\left(\frac{k+i}{2}\right)! \left(\frac{k-i}{2} + 1\right)! \left(\frac{k+j}{2} + 1\right)! \left(\frac{k-j}{2}\right)!} \geq \frac{1}{\left(\frac{k+\hat{j}}{2}\right)! \left(\frac{k-\hat{j}}{2}\right)!}.$$

Since $(i, j) \in E_1 \setminus E_2$ we cannot have $j = i - 2$ (which can only happen in the intersection of the two ellipses), and thus $j \geq i$. Therefore it suffices to show

$$\begin{aligned} & \left(\frac{j-i}{2} + 1\right) (k+1)! \left(\frac{k+i}{2} + 1\right) \dots \left(\frac{k+i+2h+2}{2}\right) \\ & \geq \left(\frac{k-i-2h-2}{2} + 1\right) \dots \left(\frac{k-i}{2} + 1\right) \left(\frac{k+j}{2} + 1\right)! \left(\frac{k-j}{2}\right)!. \end{aligned}$$

We first observe that the following holds

$$\left(\frac{k+i}{2} + 1\right) \dots \left(\frac{k+i+2h+2}{2}\right) \geq \left(\frac{k-j}{2}\right)!$$

This is true since: first $j = k - (2h + 2)$ and hence the RHS factorial contains $h + 1$ terms which is the same number of terms contained on the LHS; and second by the fact that $(i, j) \in \mathcal{N}$ we have $i + j + 2h + 2 \geq 0$ and therefore each of the terms in the product on the LHS is greater than or equal to a corresponding term in the product of the RHS. Next, note that $\frac{j-i}{2} + 1 = \frac{k-i-2h-2}{2} + 1$ since $j = k - (2h + 2)$. Hence it is enough to show

$$(k+1)! \geq \left(\frac{k-i-2h-2}{2} + 2 \right) \dots \left(\frac{k-i}{2} + 1 \right) \left(\frac{k+j}{2} + 1 \right)!$$

The latter is equivalent to

$$\left(\frac{k+j}{2} + 2 \right) \dots (k+1) \geq \left(\frac{k-i-2h-2}{2} + 2 \right) \dots \left(\frac{k-i}{2} + 1 \right),$$

which holds true since the number of terms on both sides is the same, and $i \geq -k$.

- iv. Assume $(\hat{j} + 2, \hat{i} - 2) \notin S$ and $(\hat{i}, \hat{j}) \in S$, but $(j + 2, i - 2) \notin S$. This case follows by iii.
- v. Assume $(\hat{j} + 2, \hat{i} - 2) \notin S$ and $(j + 2, i - 2) \in S$ but $(\hat{i}, \hat{j}) \notin S$. This case follows by case i. since its calculation implies

$$\binom{k}{\frac{k+i}{2}} \binom{k}{\frac{k+j}{2}} - \binom{k}{\frac{k+i-2}{2}} \binom{k}{\frac{k+j+2}{2}} \geq 0.$$

We have now shown that (D.2) holds. The proof will be completed if we showed that by iterating over points in the set $(E_1 \setminus E_2) \cap S \cap \mathcal{N}$ exhausts all points from the remaining three sets — $(E_1 \setminus E_2) \cap S \cap \mathcal{S}$, $(E_2 \setminus E_1) \cap S \cap \mathcal{W}$ and $(E_2 \setminus E_1) \cap S \cap \mathcal{E}$. We show this below.

First assume there is a point $(i, j) \in (E_2 \setminus E_1) \cap S \cap \mathcal{E}$ so that $(j + 2, i - 2) \notin (E_1 \setminus E_2) \cap S \cap \mathcal{N}$. Since $(i, j) \in (E_2 \setminus E_1) \cap \mathcal{E}$ we necessarily have $(j + 2, i - 2) \in (E_1 \setminus E_2) \cap \mathcal{N}$. Therefore by our assumption $(j + 2, i - 2) \notin S$. By the fact that $(i, j) \in \mathcal{E}$ we know that $i \geq j + 2$ and therefore $k \geq j + 2 \geq j \geq -k$. Moreover $i = -k$ implies that $j \leq -k - 2$ contradicting $(i, j) \in S$, and therefore $i \geq -k + 2$. This implies that $(j + 2, i - 2) \in S$ which is a contradiction.

Next, let $(i, j) \in (E_2 \setminus E_1) \cap S \cap \mathcal{W}$ so that $(-j - 2h - 2, -i - 2h - 2) \notin (E_1 \setminus E_2) \cap S \cap \mathcal{N}$. The fact that $(i, j) \in (E_2 \setminus E_1) \cap \mathcal{W}$ ensures $(-j - 2h - 2, -i - 2h - 2) \in (E_1 \setminus E_2) \cap \mathcal{N}$ and thus $(-j - 2h - 2, -i - 2h - 2) \notin S$. Since $(i, j) \in \mathcal{W}$ we have that $i \leq -j - 2h - 2$ and $j \leq -i - 2h - 2$ hence since $(i, j) \in S$ we also have $-i - 2h - 2 \geq -k$ and $-j - 2h - 2 \geq -k$. Also $-i - 2h - 2 \leq k$, as otherwise we would have $i \leq -k - 2h - 2 < -k$ which would be a contradiction. Similarly $-j - 2h - 2 \leq k$. Thus $(-j - 2h - 2, -i - 2h - 2) \in S$ which is a contradiction.

Finally assume that $(i, j) \in (E_1 \setminus E_2) \cap S \cap \mathcal{S}$ but $(-i - 2h, -j - 2h - 4) \notin (E_1 \setminus E_2) \cap S \cap \mathcal{N}$. Since $(i, j) \in (E_1 \setminus E_2) \cap \mathcal{S}$ it can be checked that $(-i - 2h, -j - 2h - 4) \in (E_1 \setminus E_2) \cap \mathcal{N}$ and thus by assumption $(-i - 2h, -j - 2h - 4) \notin S$. Note that $-i - 2h \leq k$ and $-j - 2h - 4 \leq k$ or otherwise $i < -k - 2h \leq k$ and $j \leq -k - 2h - 4 < -k$ which contradicts our assumption that $(i, j) \in S$. We also have that $-k + 2 \leq j + 2 \leq -i - 2h$ by the assumption that $(i, j) \in S \cap \mathcal{S}$. Moreover $-i - 2h - (-j - 2h - 4) = 4 + j - i \leq 2$ and therefore $(-j - 2h - 4) \geq -k + 2 - 2 = -k$. Hence $(-i - 2h, -j - 2h - 4) \in S$, which is a contradiction.

With this the proof is complete. □

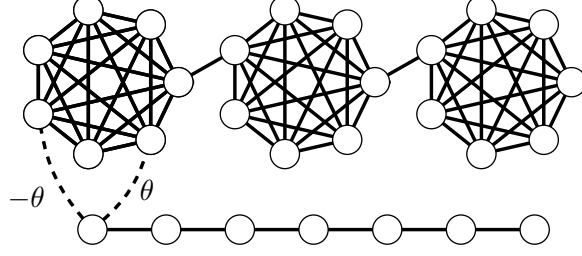


Figure 9: The graph G_0 is depicted with solid edges. A particular $G_{j,k}$ can be constructed if we add the two dashed edges to G_0 .

Proof of Proposition 4.3. To compare the null and alternative hypothesis we construct the following graphs. Let $G_0 = (V_d, E_0)$, where

$$E_0 := \bigcup_{j=0}^{\lfloor \frac{d}{s} \rfloor - 2} \{(u, v)\}_{sj+1 \leq u < v \leq s(j+1)} \bigcup_{j=1}^{\lfloor \frac{d}{s} \rfloor - 2} \{(sj, sj+1)\} \bigcup_{s(\lfloor \frac{d}{s} \rfloor - 1) + 1 \leq j \leq d-1} \{(j, j+1)\}.$$

which is a union of $\lfloor \frac{d}{s} \rfloor - 2$, s -cliques connected via a path, and a disconnected path graph. See Figure 9 for a visualization.

Based on G_0 , we construct the ferromagnetic Ising measure \mathbb{P}_{G_0} which attaches an interaction of magnitude $\theta > 0$ to each edge in G_0 so that:

$$\mathbb{P}_{G_0}(\mathbf{X}) \propto \exp\left(\theta \sum_{(u,v) \in E_0} X_u X_v\right). \quad (\text{D.3})$$

Next construct the connected graphs $G_{j,k} = (V_d, E_{j,k})$ for $1 \leq j \leq \lfloor \frac{d}{s} \rfloor - 2$ and $3 \leq k \leq s-1$, where

$$E_{j,k} := E_0 \bigcup \left\{ \left(s\left(\lfloor \frac{d}{s} \rfloor - 1\right) + j, sj+2 \right), \left(s\left(\lfloor \frac{d}{s} \rfloor - 1\right) + j, sj+k \right) \right\}.$$

We define the Ising measure associated with $\mathbb{P}_{G_{j,k}}$ by

$$\mathbb{P}_{G_{j,k}}(\mathbf{X}) \propto \exp\left(\theta \sum_{(u,v) \in E_0} X_u X_v + \theta X_{s(\lfloor \frac{d}{s} \rfloor - 1) + j} (X_{sj+2} - X_{sj+k})\right), \quad (\text{D.4})$$

which clearly belongs to model class (4.1) but not to (3.1). For two alternative graphs G_{j_1, k_1} and G_{j_2, k_2} we evaluate the ratio:

$$\mathbb{E}_{G_0} \frac{\mathbb{P}_{G_{j_1, k_1}}}{\mathbb{P}_{G_0}} \frac{\mathbb{P}_{G_{j_2, k_2}}}{\mathbb{P}_{G_0}} = \frac{\mathbb{E}_{G_{j_1, k_1}} \exp(\theta X_{\bar{j}_2} (X_{sj_2+2} - X_{sj_2+k_2}))}{\mathbb{E}_{G_0} \exp(\theta X_{\bar{j}_2} (X_{sj_2+2} - X_{sj_2+k_2}))}$$

where for brevity we set $\bar{j}_2 := s(\lfloor \frac{d}{s} \rfloor - 1) + j_2$. Using identity (A.1) we have:

$$\begin{aligned} \mathbb{E}_{G_0} \frac{\mathbb{P}_{G_{j_1, k_1}}}{\mathbb{P}_{G_0}} \frac{\mathbb{P}_{G_{j_2, k_2}}}{\mathbb{P}_{G_0}} &= \frac{\mathbb{E}_{G_{j_1, k_1}} (1 + \tanh(\theta) X_{\bar{j}_2} X_{sj_2+2}) (1 - \tanh(\theta) X_{\bar{j}_2} X_{sj_2+k_2})}{\mathbb{E}_{G_0} (1 + \tanh(\theta) X_{\bar{j}_2} X_{sj_2+2}) (1 - \tanh(\theta) X_{\bar{j}_2} X_{sj_2+k_2})} \\ &= 1 + \frac{\tanh(\theta) \mathbb{E}_{G_{j_1, k_1}} [X_{\bar{j}_2} X_{sj_2+2} - X_{\bar{j}_2} X_{sj_2+k_2}] + \tanh^2(\theta) [\mathbb{E}_{G_0} X_{sj_2+2} X_{sj_2+k_2} - \mathbb{E}_{G_{j_1, k_1}} X_{sj_2+2} X_{sj_2+k_2}]}{1 - \tanh^2(\theta) \mathbb{E}_{G_0} X_{sj_2+2} X_{sj_2+k_2}}. \end{aligned}$$

where we used $\mathbb{E}_{G_0} X_{\bar{j}_2} X_{sj_2+k_2} = \mathbb{E}_{G_0} X_{\bar{j}_2} X_{sj_2+2} = 0$. We distinguish two cases.

Case I. First assume that $j_1 \neq j_2$. Since there are no simple paths connecting $sj_2 + 2$ with $sj_2 + k_2$ which pass through the vertex $\bar{j}_1 = s(\lfloor \frac{d}{s} \rfloor - 1) + j_1$, by Proposition A.3 we have that:

$$\mathbb{E}_{G_0} X_{sj_2+2} X_{sj_2+k_2} = \mathbb{E}_{G_{j_1, k_1}} X_{sj_2+2} X_{sj_2+k_2}.$$

What is more, due to the symmetry of the construction we also have that:

$$\mathbb{E}_{G_{j_1, k_1}} X_{\bar{j}_2} X_{sj_2+2} = \mathbb{E}_{G_{j_1, k_1}} X_{\bar{j}_2} X_{sj_2+k_2}.$$

Hence when $j_1 \neq j_2$ we have:

$$\mathbb{E}_{G_0} \frac{\mathbb{P}_{G_{j_1, k_1}}}{\mathbb{P}_{G_0}} \frac{\mathbb{P}_{G_{j_2, k_2}}}{\mathbb{P}_{G_0}} = 1.$$

Case II. Now consider the case $j_1 = j_2 =: j$. Below we control the terms $\mathbb{E}_{G_{j, k_1}} [X_{\bar{j}} X_{sj+2} - X_{\bar{j}} X_{sj+k_2}]$ (here $\bar{j} = s(\lfloor \frac{d}{s} \rfloor - 1) + j$) and $\mathbb{E}_{G_0} X_{sj+2} X_{sj+k_2} - \mathbb{E}_{G_{j, k_1}} X_{sj+2} X_{sj+k_2}$, starting from the former. The simple identity $|a - b| = 1 - ab$ for any $a, b \in \{\pm 1\}$ yields the estimate

$$\mathbb{E}_{G_{j, k_1}} [X_{\bar{j}} X_{sj+2} - X_{\bar{j}} X_{sj+k_2}] \leq 1 - \mathbb{E}_{G_{j, k_1}} X_{sj+2} X_{sj+k_2}.$$

We have

$$\begin{aligned} \frac{\mathbb{P}_{G_{j, k_1}}(X_{sj+2} X_{sj+k_2} = 1)}{\mathbb{P}_{G_{j, k_1}}(X_{sj+2} X_{sj+k_2} = -1)} &\geq \min_{\xi \in \{\pm 1\}} \frac{\mathbb{P}_{G_{j, k_1}}(X_{sj+2} X_{sj+k_2} = 1 | X_{\bar{j}} = \xi)}{\mathbb{P}_{G_{j, k_1}}(X_{sj+2} X_{sj+k_2} = -1 | X_{\bar{j}} = \xi)} \\ &\geq \frac{\mathbb{P}_{G_0}(X_{sj+2} X_{sj+k_2} = 1)}{\exp(4\theta) \mathbb{P}_{G_0}(X_{sj+2} X_{sj+k_2} = -1)} \geq \frac{\exp(2\theta \lfloor s/4 \rfloor)}{\exp(4\theta)(2 \lfloor s/4 \rfloor - 1)}, \end{aligned}$$

where the last inequality follows by (B.7), since the vertices $sj + 2$ and $sj + k_2$ belong to the same s -clique in the graph G_0 , and hence they are on the same side of a $2 \lfloor s/4 \rfloor \times 2 \lfloor s/4 \rfloor$ -biclique. Putting the last two inequalities together with the identity $\mathbb{E}_{G_{j, k_1}} X_{sj+2} X_{sj+k_2} = \mathbb{P}_{G_{j, k_1}}(X_{sj+2} X_{sj+k_2} = 1) - \mathbb{P}_{G_{j, k_1}}(X_{sj+2} X_{sj+k_2} = -1)$ gives:

$$\mathbb{E}_{G_{j, k_1}} [X_{\bar{j}} X_{sj+2} - X_{\bar{j}} X_{sj+k_2}] \leq 1 - \mathbb{E}_{G_{j, k_1}} X_{sj+2} X_{sj+k_2} \leq \frac{2(2 \lfloor s/4 \rfloor - 1)}{\exp((2 \lfloor s/4 \rfloor - 4)\theta) + (2 \lfloor s/4 \rfloor - 1)}.$$

Now we focus on the term $\mathbb{E}_{G_0} X_{sj+2} X_{sj+k_2} - \mathbb{E}_{G_{j, k_1}} X_{sj+2} X_{sj+k_2}$. Note that

$$\mathbb{E}_{G_0} X_{sj+2} X_{sj+k_2} - \mathbb{E}_{G_{j, k_1}} X_{sj+2} X_{sj+k_2} \leq 1 - \mathbb{E}_{G_{j, k_1}} X_{sj+2} X_{sj+k_2},$$

and therefore the previous bound applies. We have established

$$\begin{aligned} \mathbb{E}_{G_0} \frac{\mathbb{P}_{G_{j, k_1}}}{\mathbb{P}_{G_0}} \frac{\mathbb{P}_{G_{j, k_2}}}{\mathbb{P}_{G_0}} &\leq 1 + \frac{\tanh(\theta) + \tanh^2(\theta)}{1 - \tanh^2(\theta)} \frac{2(2 \lfloor s/4 \rfloor - 1)}{\exp((2 \lfloor s/4 \rfloor - 4)\theta) + (2 \lfloor s/4 \rfloor - 1)} \\ &\leq 1 + \frac{4(2 \lfloor s/4 \rfloor - 1)}{(1 - \tanh^2(\theta))(\exp((2 \lfloor s/4 \rfloor - 4)\theta) + (2 \lfloor s/4 \rfloor - 1))}. \end{aligned}$$

Let $\bar{\mathbb{P}}^{\otimes n}$ be the measure such that $\bar{\mathbb{P}}^{\otimes n} = \frac{1}{(\lfloor \frac{d}{s} \rfloor - 2)(s-3)} \sum_{j,k} \mathbb{P}_{G_{j,k}}^{\otimes n}$. We have:

$$\begin{aligned}
D_{\chi^2}(\bar{\mathbb{P}}^{\otimes n}, \mathbb{P}_{G_0}^{\otimes n}) &= \frac{1}{[(\lfloor \frac{d}{s} \rfloor - 2)(s-3)]^2} \sum_{j_1, j_2, k_1, k_2} \mathbb{E}_{\mathbb{P}_{G_0}^{\otimes n}} \frac{\mathbb{P}_{G_{j_1, k_1}}^{\otimes n}}{\mathbb{P}_{G_0}^{\otimes n}} \frac{\mathbb{P}_{G_{j_2, k_2}}^{\otimes n}}{\mathbb{P}_{G_0}^{\otimes n}} \\
&\leq \frac{(\lfloor \frac{d}{s} \rfloor - 2)^2 - (\lfloor \frac{d}{s} \rfloor - 2)}{(\lfloor \frac{d}{s} \rfloor - 2)^2} + \frac{\left[1 + \frac{4(2\lfloor s/4 \rfloor - 1)}{(1 - \tanh^2(\theta))(\exp((2\lfloor s/4 \rfloor - 4)\theta) + (2\lfloor s/4 \rfloor - 1))} \right]^n}{(\lfloor \frac{d}{s} \rfloor - 2)(s-3)^2} \\
&\leq 1 + \frac{\exp \left[n \frac{4(2\lfloor s/4 \rfloor - 1)}{(1 - \tanh^2(\theta))(\exp((2\lfloor s/4 \rfloor - 4)\theta) + (2\lfloor s/4 \rfloor - 1))} \right] - (s-3)^2}{(\lfloor \frac{d}{s} \rfloor - 2)(s-3)^2}.
\end{aligned}$$

Hence if the last quantity is $1 + o(1)$ the risk is 1. The latter is ensured under condition (4.4) from the statement, and hence the proof is complete. \square

E Correlation Testing for General Models

Proof of Proposition 5.1. First consider the case when the true graph $\theta \in \mathcal{S}_0(\theta, \Theta)$. Then by (5.3) we have that

$$\max_{u,v} |\widehat{\mathbb{E}}X_u X_v - \mathbb{E}_{\tilde{\theta}} X_u X_v| \leq \varepsilon(\delta),$$

with probability at least $1 - \delta$. Next, suppose that $\theta \in \mathcal{S}_1(\theta, \Theta)$. Let

$$(u^*, v^*) = \operatorname{argmax}_{u,v} |\mathbb{E}_{\tilde{\theta}} X_u X_v - \mathbb{E}_{\theta} X_u X_v|$$

We have

$$\begin{aligned}
\max_{u,v} |\widehat{\mathbb{E}}X_u X_v - \mathbb{E}_{\tilde{\theta}} X_u X_v| &\geq |\widehat{\mathbb{E}}X_{u^*} X_{v^*} - \mathbb{E}_{\tilde{\theta}} X_{u^*} X_{v^*}| \\
&\geq |\mathbb{E}_{\tilde{\theta}} X_{u^*} X_{v^*} - \mathbb{E}_{\theta} X_{u^*} X_{v^*}| - |\widehat{\mathbb{E}}X_{u^*} X_{v^*} - \mathbb{E}_{\theta} X_{u^*} X_{v^*}| \\
&\geq |\mathbb{E}_{\tilde{\theta}} X_{u^*} X_{v^*} - \mathbb{E}_{\theta} X_{u^*} X_{v^*}| - \tau \\
&\geq \frac{\sinh^2(\theta/4)}{2s\Theta(3\exp(2s\Theta) + 1)} - \tau,
\end{aligned}$$

where the next to last inequality holds with probability at least $1 - \delta$ by Lemma C.1, and the last inequality holds by Lemma 6 of Santhanam and Wainwright (2012) since $\tilde{\theta} \in \mathcal{S}_0(\theta, \Theta)$ and hence $G(\theta) \neq G(\tilde{\theta})$. This completes the proof. \square

Proof of Lemma 5.2. The proof is a direct consequence of Lemma C.1. \square

Proof of Proposition 5.3. Clearly the output of Algorithm 6 satisfies $\tilde{\theta} \in \mathcal{S}_0(\theta, \Theta)$ and thus for $\tilde{T} = G(\tilde{\theta})$ we have $\mathcal{P}(\tilde{T}) = 0$ by design. Hence it remains to argue that (5.3) holds with the specified $\varepsilon(\delta)$. Using Lemma C.1 we have that

$$\max_{u,v} |\widehat{\mathbb{E}}X_u X_v - \mathbb{E}_{\theta} X_u X_v| \leq \tau. \tag{E.1}$$

with probability at least $1 - \delta$. Below we assume this event holds, so that all statements we make should be understood to hold with probability at least $1 - \delta$.

We begin by arguing that $\tilde{T} = G(\boldsymbol{\theta})$. First we will show that the set $E(\tilde{T}) \setminus E(\boldsymbol{\theta}) = \emptyset$. Suppose the contrary, and consider the first step, say m , at which an edge $e = (u, v)$ from the set $E(\tilde{T}) \setminus E(\boldsymbol{\theta})$ was added to \tilde{T} . Let P (possibly $P = \emptyset$) denote the path connecting u with v in the graph $G(\boldsymbol{\theta})$. First suppose $P = \emptyset$. Then $\mathbb{E}_{\boldsymbol{\theta}} X_u X_v = 0$, so $|\widehat{\mathbb{E}} X_u X_v| \leq \tau$ and since $\tanh \theta - \tau \geq \tau$ this edge is pruned at the end of the procedure which is a contradiction. So $P \neq \emptyset$ and thus $|P| \geq 2$ (if P was a single edge it follows that $e \in E(\boldsymbol{\theta})$ which is a contradiction). By Proposition A.3 and Lemma A.4 we know

$$\mathbb{E}_{\boldsymbol{\theta}} X_u X_v = \prod_{(k,\ell) \in P} \mathbb{E}_{\boldsymbol{\theta}} X_k X_\ell,$$

and therefore $|\widehat{\mathbb{E}} X_u X_v| \leq \prod_{(k,\ell) \in P} |\mathbb{E}_{\boldsymbol{\theta}} X_k X_\ell| + \tau$. Since we have added e at the m^{th} step of building the MST, and $e \notin P$, then there exists an edge $e' \in P$, say $e' = (u', v')$, which does not belong to \tilde{T} , since otherwise adding e would make a cycle in \tilde{T} . Adding edge e over e' means that the inequality $|\widehat{\mathbb{E}} X_{u'} X_{v'}| \leq |\widehat{\mathbb{E}} X_u X_v|$ holds. Hence

$$|\mathbb{E}_{\boldsymbol{\theta}} X_{u'} X_{v'}| - \tau \leq |\widehat{\mathbb{E}} X_{u'} X_{v'}| \leq |\widehat{\mathbb{E}} X_u X_v| \leq \prod_{(k,\ell) \in P} |\mathbb{E}_{\boldsymbol{\theta}} X_k X_\ell| + \tau \leq |\mathbb{E}_{\boldsymbol{\theta}} X_{u'} X_{v'}| \tanh(\Theta) + \tau.$$

However, $|\mathbb{E}_{\boldsymbol{\theta}} X_{u'} X_{v'}| \geq \tanh(\theta)$ and since $\tanh(\theta)(1 - \tanh(\Theta)) > 2\tau$ this contradicts the inequality in the preceding display. We conclude that $E(\tilde{T}) \subseteq E(\boldsymbol{\theta})$. If there exists an edge $e \in E(\boldsymbol{\theta}) \setminus E(\tilde{T})$, then when building the MST this edge was either pruned at the end of the procedure, or a no-edge was preferred to it. However these two scenarios are also impossible using the same logic as before. Hence $\tilde{T} = G(\boldsymbol{\theta})$.

By our construction we have that for $(u, v) \in E(\boldsymbol{\theta})$ we either have $\mathbb{E}_{\tilde{\boldsymbol{\theta}}} X_u X_v = \widehat{\mathbb{E}} X_u X_v$, or $|\widehat{\mathbb{E}} X_u X_v| > \tanh(\Theta)$ or $|\widehat{\mathbb{E}} X_u X_v| < \tanh(\theta)$ in which case $|\mathbb{E}_{\tilde{\boldsymbol{\theta}}} X_u X_v| = \tanh(\Theta)$ or $|\mathbb{E}_{\tilde{\boldsymbol{\theta}}} X_u X_v| = \tanh(\theta)$ respectively. Putting these two cases together we conclude that

$$\max_{(u,v) \in E(\boldsymbol{\theta})} |\widehat{\mathbb{E}} X_u X_v - \mathbb{E}_{\tilde{\boldsymbol{\theta}}} X_u X_v| \leq \tau.$$

Clearly if two vertices u and v are disconnected in $G(\boldsymbol{\theta})$, we also have $|\widehat{\mathbb{E}} X_u X_v - \mathbb{E}_{\tilde{\boldsymbol{\theta}}} X_u X_v| \leq \tau$. Next take two connected vertices u, v and let P denote the (unique) path between them. Consider

$$\begin{aligned} |\widehat{\mathbb{E}} X_u X_v - \mathbb{E}_{\tilde{\boldsymbol{\theta}}} X_u X_v| &= |\widehat{\mathbb{E}} X_u X_v - \prod_{(k,\ell) \in P} \mathbb{E}_{\tilde{\boldsymbol{\theta}}} X_k X_\ell| \\ &\leq |\widehat{\mathbb{E}} X_u X_v - \mathbb{E}_{\boldsymbol{\theta}} X_u X_v| + \left| \prod_{(k,\ell) \in P} \mathbb{E}_{\boldsymbol{\theta}} X_k X_\ell - \prod_{(k,\ell) \in P} \mathbb{E}_{\tilde{\boldsymbol{\theta}}} X_k X_\ell \right| \\ &\leq \tau + \left| \prod_{(k,\ell) \in P} \mathbb{E}_{\boldsymbol{\theta}} X_k X_\ell - \prod_{(k,\ell) \in P} \mathbb{E}_{\tilde{\boldsymbol{\theta}}} X_k X_\ell \right|. \end{aligned}$$

Suppose that the length of P is l . For brevity put $\tau_{uv} := \mathbb{E}_{\boldsymbol{\theta}} X_u X_v - \mathbb{E}_{\tilde{\boldsymbol{\theta}}} X_u X_v$. By (E.1), and the fact that our corrections of $\widehat{\mathbb{E}} X_u X_v$ to $\mathbb{E}_{\tilde{\boldsymbol{\theta}}} X_u X_v$ will only result in better estimation of $\mathbb{E}_{\boldsymbol{\theta}} X_u X_v$ we know that $|\tau_{uv}| \leq \tau$ for all $(u, v) \in E(\boldsymbol{\theta}) = E(\tilde{T})$.

Note that condition $\tanh(\theta)(1 - \tanh(\Theta)) > 2\tau$ implies that $\tanh(\Theta) < 1$ and $1 > 2\tau + \tanh(\Theta)$. A simple expansion gives

$$\begin{aligned}
\left| \prod_{(k,\ell) \in P} \mathbb{E}_{\theta} X_k X_{\ell} - \prod_{(k,\ell) \in P} \mathbb{E}_{\tilde{\theta}} X_k X_{\ell} \right| &= \left| \prod_{(k,\ell) \in P} (\mathbb{E}_{\tilde{\theta}} X_k X_{\ell} + \tau_{k\ell}) - \prod_{(k,\ell) \in P} \mathbb{E}_{\tilde{\theta}} X_k X_{\ell} \right| \\
&\leq \sum_{\substack{S \cup R = P \\ S \cap R = \emptyset, |S| < l}} \prod_{(k,\ell) \in S} |\mathbb{E}_{\tilde{\theta}} X_k X_{\ell}| \prod_{(k,\ell) \in R} |\tau_{k\ell}| \\
&\leq (\tau + \tanh(\Theta))^l - \tanh(\Theta)^l \\
&\leq \sum_{j=1}^l \tau (\tau + \tanh(\Theta))^{l-j} \tanh(\Theta)^{j-1} \\
&\leq \frac{\tau}{1 - \tanh(\Theta)},
\end{aligned}$$

where the next to last inequality follows easily by induction in l , and the last inequality is due to the fact that $\tau + \tanh(\Theta) \leq 1$ and $\tanh(\Theta) < 1$. Hence we have successfully argued that

$$\max_{u,v \in V_d} |\widehat{\mathbb{E}} X_u X_v - \mathbb{E}_{\tilde{\theta}} X_u X_v| \leq \tau \frac{2 - \tanh(\Theta)}{1 - \tanh(\Theta)},$$

which completes the proof. □