

Hyperfine splitting in ordinary and muonic hydrogen

Oleksandr Tomalak¹

¹*Institut für Kernphysik and PRISMA Cluster of Excellence,
Johannes Gutenberg Universität, Mainz, Germany*

(Dated: December 14, 2024)

We provide an accurate evaluation of the two-photon exchange correction to the hyperfine splitting of S energy levels in muonic hydrogen exploiting the corresponding measurements in electronic hydrogen. The proton structure uncertainty in the calculation of α^5 contribution is reduced from 100 ppm level to 16 ppm.

The current theoretical knowledge of the two-photon exchange (TPE) correction to the hyperfine splitting (HFS) of the S energy levels in muonic hydrogen exceeds by two orders of magnitude the expected ppm level of the experimental accuracy in the forthcoming measurements of 1S HFS by CREMA [1, 2] and FAMU [3] collaborations as well as at J-PARC [4]. In the ordinary hydrogen, the uncertainty of TPE is even six orders of magnitude above the experimental precision [5, 6] and the measurements were performed in 1970th [7].

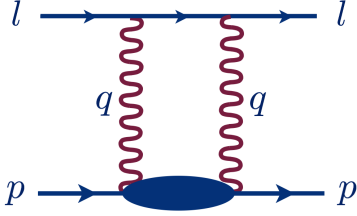


FIG. 1: Two-photon exchange graph.

The graph with two exchanged photons, see Fig. 1, also contributes the largest theoretical uncertainty in the proton size extractions from the Lamb shift in muonic hydrogen (μH) [8, 9]. It was a subject of extensive theoretical studies [10–24] since the formulation of the *proton radius puzzle* in 2010, when the accurate extraction of the proton charge radius from the muonic hydrogen Lamb shift by the CREMA Collaboration at PSI [8, 9] gave the discrepancy to measurements with electrons [25–27], see Refs. [9, 28] for recent reviews.

Besides the Lamb shift, the CREMA Collaboration has extracted the HFS of the 2S energy level in μH [29], where the leading theoretical uncertainty is also coming from TPE. The corresponding correction to HFS of S energy levels is expressed in terms of the proton elastic form factors and spin structure functions [5, 30–42]. The first full dispersive calculation of this contribution was performed in Refs. [5, 39], where it was evaluated with 213 ppm uncertainty. The subsequent studies expressing the region with small photons virtualities in terms of proton radii and moments of the spin structure functions allowed to reduce the uncertainty to 100 ppm [43]. The model-independent evaluation within the frameworks of NRQED and ChPT exploiting the electronic hydrogen (eH) HFS measurement was recently performed in Ref. [41], for results in chiral EFT see Ref. [40].

In this work, we aim to reduce the proton structure uncertainty in the dispersive evaluation of the TPE correction to HFS of the S energy levels in μH exploiting precise measurements of the HFS in eH [7].

The TPE contribution to the nS-level HFS $\delta E_{\text{nS}}^{\text{HFS}}$ is expressed in terms of the relative correction Δ_{HFS} and the leading order HFS $E_{\text{nS}}^{\text{HFS},0}$ as [6]

$$\delta E_{\text{nS}}^{\text{HFS}} = \Delta_{\text{HFS}}(m) E_{\text{nS}}^{\text{HFS},0}, \quad (1)$$

$$E_{\text{nS}}^{\text{HFS},0} = \frac{8}{3} \frac{m_{\text{r}}(m)^3 \alpha^4 \mu_{\text{P}}}{M m n^3}, \quad (2)$$

where M and m are the proton and the lepton masses, $m_{\text{r}}(m) = Mm/(M+m)$ is the reduced mass, μ_{P} is the proton magnetic moment, and α is the electromagnetic coupling constant. The correction is usually expressed as a sum of the Zemach correction Δ^{Z} , the recoil correction Δ^{R} and the polarizability correction Δ^{pol} [6, 42]:

$$\Delta_{\text{HFS}} = \Delta^{\text{Z}} + \Delta^{\text{R}} + \Delta^{\text{pol}}. \quad (3)$$

These contributions are given as integrals over the photon energy $\nu_{\gamma} = (p \cdot q)/M$ and the virtuality $Q^2 = -q^2$:

$$\Delta^{\text{Z}} = \frac{8\alpha m_{\text{r}}}{\pi} \int_0^{\infty} \frac{dQ}{Q^2} \left(\frac{G_{\text{E}}(Q^2) G_{\text{M}}(Q^2)}{\mu_{\text{P}}} - 1 \right), \quad (4)$$

$$\begin{aligned} \Delta^{\text{R}} = & \frac{\alpha}{\pi} \int_0^{\infty} \frac{dQ^2}{Q^2} \frac{(2 + \rho(\tau) \rho(\tau_{\text{P}})) F_{\text{D}}(Q^2)}{\sqrt{\tau_{\text{P}}} \sqrt{1 + \tau_1} + \sqrt{\tau_1} \sqrt{1 + \tau_{\text{P}}}} \frac{G_{\text{M}}(Q^2)}{\mu_{\text{P}}} \\ & + \frac{3\alpha}{\pi} \int_0^{\infty} \frac{dQ^2}{Q^2} \frac{\rho(\tau) \rho(\tau_{\text{P}}) F_{\text{P}}(Q^2)}{\sqrt{\tau_{\text{P}}} \sqrt{1 + \tau_1} + \sqrt{\tau_1} \sqrt{1 + \tau_{\text{P}}}} \frac{G_{\text{M}}(Q^2)}{\mu_{\text{P}}} \\ & - \frac{\alpha}{\pi} \int_0^{\infty} \frac{dQ}{Q} \left(\frac{m \beta_1(\tau) F_{\text{P}}^2(Q^2)}{M \mu_{\text{P}}} - \frac{8m_{\text{r}}}{Q} \right) - \Delta_{\text{Z}}, \end{aligned} \quad (5)$$

$$\begin{aligned} \Delta^{\text{pol}} = & \frac{2\alpha}{\pi \mu_{\text{P}}} \int_0^{\infty} \frac{dQ^2}{Q^2} \int_{\nu_{\text{thr}}^{\text{inel}}}^{\infty} \frac{d\nu_{\gamma}}{\nu_{\gamma}} \frac{(2 + \rho(\tau) \rho(\tilde{\tau})) g_1(\nu_{\gamma}, Q^2)}{\sqrt{\tilde{\tau}} \sqrt{1 + \tau_1} + \sqrt{\tau_1} \sqrt{1 + \tilde{\tau}}} \\ & - \frac{6\alpha}{\pi \mu_{\text{P}}} \int_0^{\infty} \frac{dQ^2}{Q^2} \int_{\nu_{\text{thr}}^{\text{inel}}}^{\infty} \frac{d\nu_{\gamma}}{\nu_{\gamma}} \frac{1}{\tilde{\tau}} \frac{\rho(\tau) \rho(\tilde{\tau}) g_2(\nu_{\gamma}, Q^2)}{\sqrt{\tilde{\tau}} \sqrt{1 + \tau_1} + \sqrt{\tau_1} \sqrt{1 + \tilde{\tau}}} \\ & + \frac{\alpha}{\pi} \int_0^{\infty} \frac{dQ}{Q} \frac{m \beta_1(\tau) F_{\text{P}}^2(Q^2)}{M \mu_{\text{P}}}, \end{aligned} \quad (6)$$

with $\beta_1(\tau) = \rho(\tau)^2 - 4\rho(\tau)$, $\rho(\tau) = \tau - \sqrt{\tau(1+\tau)}$ and

$$\tau_1 = \frac{Q^2}{4m^2}, \quad \tau_P = \frac{Q^2}{4M^2}, \quad \tilde{\tau} = \frac{\nu_\gamma^2}{Q^2}. \quad (7)$$

The proton structure enters the TPE correction through the Dirac, Pauli, Sachs electric and magnetic form factors $F_D(Q^2)$, $F_P(Q^2)$, $G_E(Q^2)$ and $G_M(Q^2)$ respectively as well as through the spin-dependent inelastic proton structure functions $g_1(\nu_\gamma, Q^2)$ and $g_2(\nu_\gamma, Q^2)$. The photon energy integration starts from the pion-nucleon inelastic threshold $\nu_{\text{thr}}^{\text{inel}} = m_\pi + (m_\pi^2 + Q^2)/(2M)$, where m_π denotes the pion mass.

The leading term in the mass expansion of the TPE contribution from photons with large virtuality scales as the lepton mass m . Thence we can improve the theory prediction of the TPE correction in μH $\Delta_{\text{HFS}}^{\text{impr}}(m_\mu)$ from the known correction in $e\text{H}$ $\Delta_{\text{HFS}}^{\text{exp}}(m_e)$:

$$\begin{aligned} \Delta_{\text{HFS}}^{\text{impr}}(m_\mu) &= \frac{m_r(m_\mu)}{m_r(m_e)} \Delta_{\text{HFS}}^{\text{exp}}(m_e) \\ &+ \Delta_{\text{HFS}}(m_\mu) - \frac{m_r(m_\mu)}{m_r(m_e)} \Delta_{\text{HFS}}(m_e), \end{aligned} \quad (8)$$

performing the photon virtuality integration for the last line of Eq. (8) as a whole. Introducing the ratio $m_r(m_\mu)/m_r(m_e)$, we exactly cancel the leading Zemach contribution of Eq. (4).

We determine the TPE correction by the method of Ref. [43] expressing the polarizability correction in terms of the first moment $I_1(Q^2)$ of the proton spin structure function $g_1(\nu_\gamma, Q^2)$:

$$I_1(Q^2) = \int_{\nu_{\text{thr}}^{\text{inel}}}^{\infty} g_1(\nu_\gamma, Q^2) \frac{M d\nu_\gamma}{\nu_\gamma^2}, \quad (9)$$

which at $Q^2 = 0$ reduces to the Gerasimov-Drell-Hearn sum rule [44, 45]:

$$I_1(0) = -\frac{(\mu_P - 1)^2}{4}. \quad (10)$$

For the polarizability contribution, we expand $I_1(Q^2)$ with the low-energy constant $I_1'(0) = 7.6 \pm 2.5 \text{ GeV}^{-2}$ [46] up to $Q_0^2 = 0.0625 \text{ GeV}^2$. For the recoil TPE, we expand the proton form factors in terms of the magnetic and electric radii up to $Q_0^2 = 0.02 \text{ GeV}^2$. For the numerical evaluation, we exploit the proton charge radius value $R_E^{\mu\text{H}} = 0.84087 \pm 0.00039 \text{ fm}$ from the μH spectroscopy experiments [9], the proton magnetic radius $R_M = 0.799 \pm 0.017 \text{ fm}$ and the parametrization of the elastic form factors from Refs. [25, 26]. The proton spin structure functions are taken from Refs. [46–50].

In Fig. 2 we study the saturation of the different contributions Δ^i to the HFS correction of Eqs. (5, 6) in $e\text{H}$ and μH :

$$\Delta^i(Q_{\text{max}}) = \int_0^{Q_{\text{max}}} I^i(Q) dQ, \quad (11)$$

where we present the following ratio for the recoil and polarizability contributions $R^i(Q_{\text{max}}) = \Delta^i(Q_{\text{max}})/\Delta^i$ as a function of the integral cutoff Q_{max} .¹

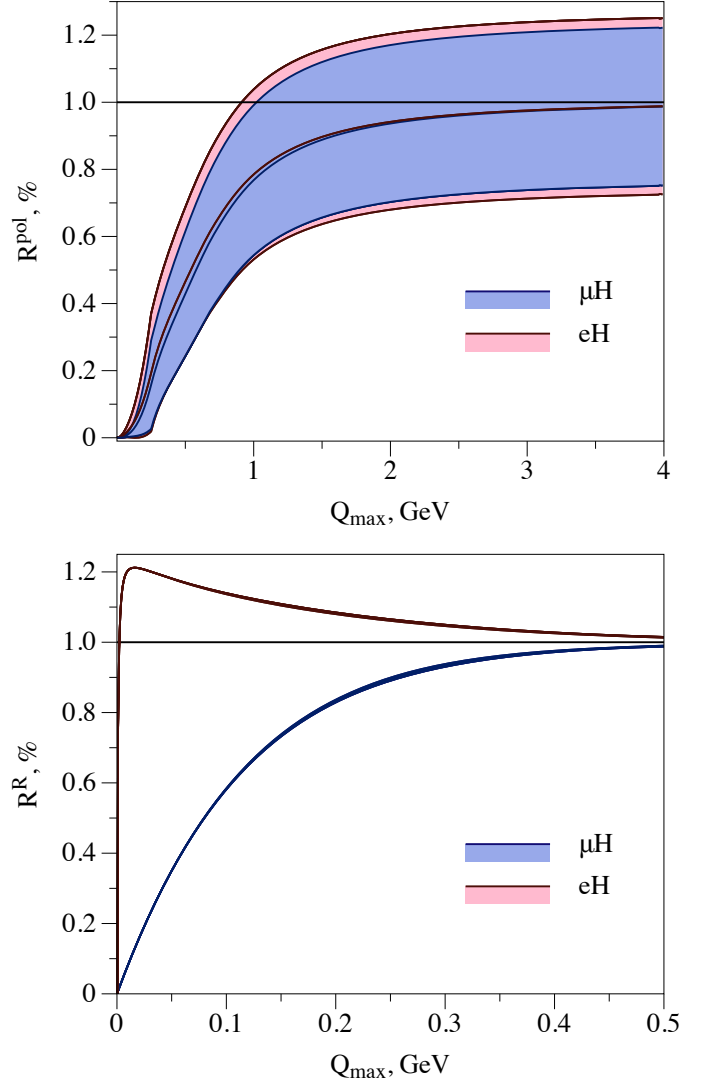


FIG. 2: The saturation of the polarizability and recoil contributions to the S-level HFS in μH and $e\text{H}$.

The behavior of the polarizability correction in μH and $e\text{H}$ is very similar. As a result, the corresponding contribution to $\Delta_{\text{HFS}}^{\text{impr}}(m_\mu)$ is close to zero with the uncertainty exceeding the central value:

$$\Delta^{\text{pol}}(m_\mu) - \frac{m_r(m_\mu)}{m_r(m_e)} \Delta^{\text{pol}}(m_e) = 9.4 \pm 15.7 \text{ ppm}. \quad (12)$$

¹ Note that $I^{\text{pol}}(0) = 0$, $I^{\text{R}}(0) = \frac{\alpha}{\pi} m_r \frac{2(M+m) + \mu_P M}{m} \frac{\mu_P - 1}{\mu_P} \frac{1}{M^2}$ and $I^Z(0) = -\frac{4}{3} \frac{\alpha}{\pi} m_r (R_E^2 + R_M^2)$.

The saturation of the recoil correction is qualitatively different. In μH , the integrand $I^R(Q)$ has a definite positive sign. While in $e\text{H}$ the integrand changes sign at $Q \sim 0.016$ GeV, which is driven by the kinematical prefactor and is sensitive mainly to the proton magnetic moment. However, the recoil correction Δ^R has a relatively small error around 6 ppm in μH [43]. Consequently, the uncertainty of the corresponding contribution in Eq. (8):

$$\Delta^R(m_\mu) - \frac{m_r(m_\mu)}{m_r(m_e)} \Delta^R(m_e) = -142.1 \pm 2.1 \text{ ppm}, \quad (13)$$

has the same order of magnitude. The recoil contribution decreases by less than 1.7 ppm substituting the proton charge radius value $R_E^e = 0.879 \pm 0.008$ fm from measurements with electron [25–27] and by 1.3 ppm without radii expansion.

Adding the recoil and polarizability contributions, we obtain the resulting proton structure correction:

$$\Delta_{\text{HFS}}(m_\mu) - \frac{m_r(m_\mu)}{m_r(m_e)} \Delta_{\text{HFS}}(m_e) = -132.7 \pm 15.8 \text{ ppm}. \quad (14)$$

We extract the relative difference between the experimental value $E_{1\text{S}}^{\text{HFS,exp}}$ of the 1S HFS in $e\text{H}$ [51] and the theory prediction $E_{1\text{S}}^{\text{HFS,QED}}$, which was corrected by well-known nonrecoil QED contributions from Ref. [6]:

$$\frac{E_{1\text{S}}^{\text{HFS,exp}} - E_{1\text{S}}^{\text{HFS,QED}}}{E_{1\text{S}}^{\text{HFS,0}}} = -32.6170 \pm 0.0032 \text{ ppm}. \quad (15)$$

The extraction error is dominated by the uncertainty of the proton magnetic moment in the leading order HFS $E_{1\text{S}}^{\text{HFS,0}}$ of Eq. (2). Accounting for the recoil and nuclear size corrections beyond the leading α order as well as for the weak interaction contribution [6, 52] that provide in total 0.085 ± 0.027 ppm, we estimate the pure correction from the TPE as $\Delta_{\text{HFS}}^{\text{exp}}(m_e) = -32.702 \pm 0.027$ ppm, and predict the corresponding TPE effect in μH :

$$\Delta_{\text{HFS}}^{\text{impr}}(m_\mu) = -6213 \pm 17 \text{ ppm}. \quad (16)$$

Assuming the relative contribution of higher orders to be suppressed by α , i. e. $\Delta_{\text{HFS}}^{\text{exp}}(m_e) = -32.702 \pm 0.239$ ppm, the resulting correction in μH is given by

$$\Delta_{\text{HFS}}^{\text{impr}}(m_\mu) = -6213 \pm 47 \text{ ppm}. \quad (17)$$

We compare our evaluation with previous theoretical results and phenomenological extraction from the 2S HFS measurement [9] in Fig. 3. Our result is in a reasonable agreement with estimates of Refs. [10, 37–43], where we subtract the recoil effect of order α^2 , the radiative correction to the Zemach contribution [5] and account for the convention conversion correction of Ref. [39], and disagrees significantly only with the calculation of Refs. [40, 53], where the polarizability contribution was evaluated within the ChPT framework. Our result and the TPE extraction from the 2S HFS measurement in μH [9]

are consistent within the error bands. As a cross-check, we present a good agreement between our phenomenological extraction and the calculation for the ordinary hydrogen by the method of Ref. [43] in Fig. 4.

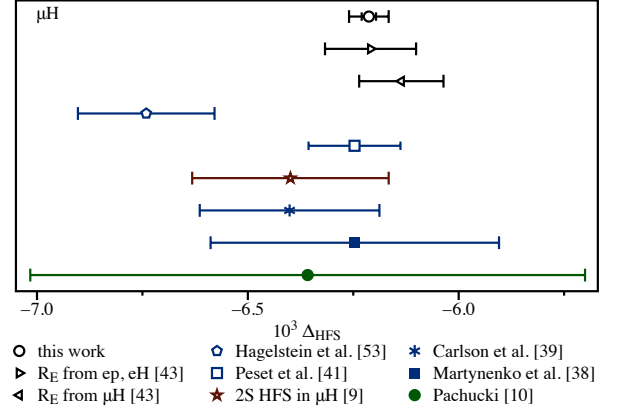


FIG. 3: TPE correction to the S-level HFS in μH .

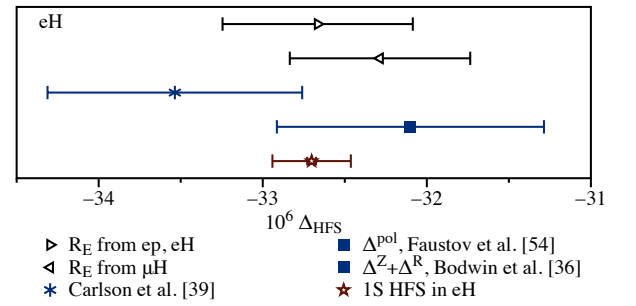


FIG. 4: TPE correction to the S-level HFS in $e\text{H}$.

The knowledge of the HFS in $e\text{H}$ allowed to pin down the proton structure uncertainty of the TPE correction to S energy levels in μH . The error is given mainly by a pure knowledge of the low-energy constant $I_1(0)'$ as well as uncertainties in the proton spin structure functions g_1 and g_2 . The proton spin structure studies at JLab [55–57] will allow to reduce the uncertainty further. The relation between HFS in $e\text{H}$ and μH provides an empirical test of the applied radiative corrections. The obtained result could help to adjust the laser frequency in high-precision measurements of the 1S HFS in μH with ppm precision level [1–4].

We thank Randolph Pohl for useful discussions about the HFS measurements and Marc Vanderhaeghen for advices during the preparation of manuscript. This work was supported by the Deutsche Forschungsgemeinschaft (DFG) through Collaborative Research Center “The Low-Energy Frontier of the Standard Model” (SFB 1044).

-
- [1] R. Pohl [CREMA Collaboration], J. Phys. Soc. Jap. **85**, no. 9, 091003 (2016).
 - [2] A. Dupays, A. Beswick, B. Lepetit, C. Rizzo and D. Bakalov, Phys. Rev. A **68**, 052503 (2003).
 - [3] A. Adamczak *et al.* [FAMU Collaboration], JINST **11**, no. 05, P05007 (2016).
 - [4] Y. Ma *et al.*, Int. J. Mod. Phys. Conf. Ser. **40**, 1660046 (2016).
 - [5] C. E. Carlson, V. Nazaryan and K. Griffioen, Phys. Rev. A **78**, 022517 (2008).
 - [6] M. I. Eides, H. Grotch and V. A. Shelyuto, Phys. Rept. **342**, 63 (2001).
 - [7] S. G. Karshenboim, Phys. Rept. **422**, 1 (2005).
 - [8] R. Pohl *et al.*, Nature **466**, 213 (2010).
 - [9] A. Antognini *et al.*, Science **339**, 417 (2013).
 - [10] K. Pachucki, Phys. Rev. A **53**, 2092 (1996).
 - [11] R. N. Faustov and A. P. Martynenko, Phys. Atom. Nucl. **63**, 845 (2000). [Yad. Fiz. **63**, 915 (2000)]
 - [12] A. Pineda, Phys. Rev. C **67**, 025201 (2003).
 - [13] A. Pineda, Phys. Rev. C **71**, 065205 (2005).
 - [14] D. Nevado and A. Pineda, Phys. Rev. C **77**, 035202 (2008).
 - [15] C. E. Carlson and M. Vanderhaeghen, Phys. Rev. A **84**, 020102 (2011).
 - [16] R. J. Hill, G. Lee, G. Paz and M. P. Solon, Phys. Rev. D **87**, 053017 (2013).
 - [17] M. C. Birse and J. A. McGovern, Eur. Phys. J. A **48**, 120 (2012).
 - [18] G. A. Miller, Phys. Lett. B **718**, 1078 (2013).
 - [19] J. M. Alarcon, V. Lensky and V. Pascalutsa, Eur. Phys. J. C **74**, no. 4, 2852 (2014).
 - [20] M. Gorchtein, F. J. Llanes-Estrada and A. P. Szczepaniak, Phys. Rev. A **87**, no. 5, 052501 (2013).
 - [21] C. Peset and A. Pineda, Nucl. Phys. B **887**, 69 (2014).
 - [22] O. Tomalak and M. Vanderhaeghen, Eur. Phys. J. C **76**, no. 3, 125 (2016).
 - [23] I. Caprini, Phys. Rev. D **93**, no. 7, 076002 (2016).
 - [24] R. J. Hill and G. Paz, Phys. Rev. D **95**, no. 9, 094017 (2017).
 - [25] J. C. Bernauer *et al.* [A1 Collaboration], Phys. Rev. Lett. **105**, 242001 (2010).
 - [26] J. C. Bernauer *et al.* [A1 Collaboration], Phys. Rev. C **90**, no. 1, 015206 (2014).
 - [27] P. J. Mohr, B. N. Taylor and D. B. Newell, Rev. Mod. Phys. **84**, 1527 (2012).
 - [28] C. E. Carlson, Prog. Part. Nucl. Phys. **82**, 59 (2015).
 - [29] A. Antognini, F. Kottmann, F. Biraben, P. Indelicato, F. Nez and R. Pohl, Annals Phys. **331**, 127 (2013).
 - [30] A. C. Zemach, Phys. Rev. **104**, 1771 (1956).
 - [31] C. K. Iddings and P. M. Platzman, Phys. Rev. **113**, 192 (1959).
 - [32] C. K. Iddings, Phys. Rev. **138**, B446 (1965).
 - [33] S. D. Drell and J. D. Sullivan, Phys. Rev. **154**, 1477 (1967).
 - [34] R. N. Faustov, Nucl. Phys. **75**, 669 (1966).
 - [35] G. M. Zinovjev, B. V. Struminski, R. N. Faustov, and V. L. Chernyak, Sov. J. Nucl. Phys. **11**, 715 (1970).
 - [36] G. T. Bodwin and D. R. Yennie, Phys. Rev. D **37**, 498 (1988).
 - [37] R. N. Faustov, E. V. Cherednikova and A. P. Martynenko, Nucl. Phys. A **703**, 365 (2002).
 - [38] A. P. Martynenko, Phys. Rev. A **71**, 022506 (2005).
 - [39] C. E. Carlson, V. Nazaryan and K. Griffioen, Phys. Rev. A **83**, 042509 (2011).
 - [40] F. Hagelstein, R. Miskimen and V. Pascalutsa, Prog. Part. Nucl. Phys. **88**, 29 (2016).
 - [41] C. Peset and A. Pineda, JHEP **1704**, 060 (2017).
 - [42] O. Tomalak, Eur. Phys. J. C **77**, no. 8, 517 (2017).
 - [43] O. Tomalak, arXiv:1708.02509 [hep-ph].
 - [44] S. D. Drell and A. C. Hearn, Phys. Rev. Lett. **16**, 908 (1966).
 - [45] S. B. Gerasimov, Sov. J. Nucl. Phys. **2**, 430 (1966) [Yad. Fiz. **2**, 598 (1965)].
 - [46] Y. Prok *et al.* [CLAS Collaboration], Phys. Lett. B **672**, 12 (2009).
 - [47] S. E. Kuhn, J.-P. Chen and E. Leader, Prog. Part. Nucl. Phys. **63**, 1 (2009).
 - [48] K. A. Griffioen, S. Kuhn, N. Guler, personal communication, 2015 and 2016.
 - [49] N. Sato *et al.* [Jefferson Lab Angular Momentum Collaboration], Phys. Rev. D **93**, no. 7, 074005 (2016).
 - [50] R. Fersch *et al.* [CLAS Collaboration], arXiv:1706.10289 [nucl-ex].
 - [51] M. Horbatsch and E. A. Hessels, Phys. Rev. A **93**, 022513 (2016).
 - [52] S. G. Karshenboim, Phys. Lett. A **225**, 97 (1997).
 - [53] F. Hagelstein. 2017. Dissertation, Johannes Gutenberg-Universität Mainz.
 - [54] R. N. Faustov and A. P. Martynenko, Eur. Phys. J. C **24**, 281 (2002).
 - [55] X. Zheng [CLAS/EG4 Collaboration], AIP Conf. Proc. **1155**, 135 (2009).
 - [56] S. Choi [SANE Collaboration], AIP Conf. Proc. **1388**, 480 (2011).
 - [57] A. Camsonne, J. P. Chen, D. Crabb and K. Slifer, JLab E08-027 (g2p) experiment.