

DUALITY FOR METAPLECTIC ICE

BEN BRUBAKER, VALENTIN BUCIUMAS, DANIEL BUMP, AND NATHAN GRAY

ABSTRACT. We interpret values of spherical Whittaker functions on metaplectic covers of the general linear group over a nonarchimedean local field as partition functions of two different solvable lattice models. We prove the equality of these two partition functions by showing the commutativity of transfer matrices associated to different models via the Yang-Baxter equation.

1. INTRODUCTION

Let F be a nonarchimedean local field containing sufficiently many $2n$ -th roots of unity, and let $\mathrm{GL}(r, F)^{(n)}$ refer to an n -fold metaplectic cover. We will use the term “metaplectic ice” to refer to explicit realizations of spherical Whittaker functions on these groups as partition functions of solvable lattice models. See [BBF11b], [BBC⁺12], [BBB16] for more information about these models. The purpose of this paper is to prove that two such realizations are equivalent.

To explain the issue let us consider the simplest case $n = 1$, so that the statement is really about spherical Whittaker functions for the reductive group $\mathrm{GL}(r, F)$. If $\lambda = (\lambda_1, \dots, \lambda_r)$ is an element of the coweight lattice \mathbb{Z}^r , we say λ is *dominant* if $\lambda_1 \geq \dots \geq \lambda_r$. Let ϖ be a prime element of F , let q be the residue field cardinality, and let ϖ^λ denote $\mathrm{diag}(\varpi^{\lambda_1}, \dots, \varpi^{\lambda_r})$.

In this $n = 1$ case, Whittaker models of principal series representations are unique, but the spherical Whittaker function admits multiple explicit inductive descriptions according to the order in which unipotent integrations are performed (corresponding to a chain of parabolic subgroups from a chosen Borel subgroup up to G). Let us fix an unramified principal series representation whose character is given by Langlands parameters $\mathbf{z} = (z_1, \dots, z_r)$. Two different means of evaluation produce, to each dominant coweight ϖ^λ , a pair of formulas for the spherical Whittaker function:

$$(1) \quad W_\Gamma(\varpi^\lambda) = \sum_{v \in \mathcal{B}_{\lambda+\rho}} H_\Gamma(v; \mathbf{z}) \quad \text{and} \quad W_\Delta(\varpi^\lambda) = \sum_{v \in \mathcal{B}_{\lambda+\rho}} H_\Delta(v; \mathbf{z}).$$

Here λ is a partition of length $\leq r$, regarded as a dominant weight, ρ is the the Weyl vector, and $\mathcal{B}_{\lambda+\rho}$ is the crystal with highest weight $\lambda + \rho$. Since both are formulas for the spherical Whittaker function at the same point for the same principal series, they are of course equal. Furthermore, according to the Shintani-Casselman-Shalika formula, both sums are thus equal to:

$$(2) \quad W(\varpi^\lambda) = \prod_{\alpha \in \Phi^+} (1 - q^{-1} \mathbf{z}^\alpha) s_\lambda(z_1, \dots, z_r)$$

where s_λ is the Schur polynomial.

Tokuyama [Tok88] proved that the function $\sum_v H_\Gamma(v; \mathbf{z})$ is equal to $(1 - q^{-1} \mathbf{z}^\alpha) s_\lambda(z_1, \dots, z_r)$, and a similar argument can be given for $\sum_v H_\Delta(v; \mathbf{z})$. But one may then dispense with the intermediate

2010 *Mathematics Subject Classification.* Primary 20C08; Secondary 11F68, 16T20, 16T25, 22E50.

Key words and phrases. ice models, Weyl group multiple Dirichlet series, R-matrix, quantum group.

step involving the Whittaker function and ask for a direct proof that $W_\Gamma(\varpi^\lambda) = W_\Delta(\varpi^\lambda)$. This is a special case of the problem we will solve in this paper.

A *lattice model* is a statistical-mechanical model on a (for us, two-dimensional) lattice such as those studied in [Bax82]. The basic building blocks in the lattice model are labelled vertices, to which there are attached certain values called *Boltzmann weights*; the product of all Boltzmann weights for each vertex in an admissible state gives the weight of one state of the system. Then the *partition function* is the sum of the Boltzmann weights of all such states. The model is termed *solvable* if it is amenable to study by means of the Yang-Baxter equation, as in [Bax82], Chapter 10. The term is apt because one may often solve explicitly for the value of the partition function in such cases.

It was realized by Hamel and King [HK07] that Tokuyama’s formula can be rewritten as the partition function of an “ice-type” solvable lattice model. The states of the model are in bijection with a subset of $\mathcal{B}_{\lambda+\rho}$. This rewriting of H_Γ is elementary, but significant since it makes available a different tool, the Yang-Baxter equation. In [BBF11a], it was shown that both functions in (1) are representable in terms of lattice models and that Yang-Baxter equations gave both new proofs of Tokuyama’s formula and of the equality of the two functions. Demonstrating this latter equality is difficult, as no bijection matching summands of the W_Γ and W_Δ exists (see [BBF11b] for details).

In our set-up ($n \geq 1$), the solvability of the model is reflected in functional equations for the partition function under the action of the Weyl group on the spectral (Langlands) parameters \mathbf{z} . For the $n = 1$ case above, this is equivalent to the fact that the Schur polynomial s_λ is a symmetric function.

For general n one can still write values of Whittaker functions on the metaplectic n -cover of $\mathrm{GL}(r, F)$ as partition functions of two models with different Boltzmann weights [BBC⁺12]. We refer to them as *Gamma ice* and *Delta ice* in accordance with the labels in (1). Precise definitions of the model and its weights are given in subsequent sections, but the above is enough to follow the present discussion. As we will explain, the use of Yang-Baxter equations allows us to efficiently solve the following two problems in the full generality for the metaplectic group.

Problem 1. Prove, for any choice of dominant weight λ , functional equations for this pair of partition functions corresponding to the Weyl group action on the spectral (Langlands) parameters z_i .

Problem 2. Prove, for any choice of dominant weight λ , that the two partition functions, “Gamma ice” and “Delta ice”, are equal (without using the fact that the models represent metaplectic Whittaker functions).

If $n = 1$, both Problems 1 and 2 have been solved using the Yang-Baxter equation. (See Chapter 19 of [BBF11b], or the arxiv version of [BBF11a].) It is natural to expect this for general n , since both problems may be expressed in terms of the commutation properties of *row transfer matrices* for the models, and as in [Bax82], Chapter 10, the Yang-Baxter equation is a natural tool for such commutativity results. So the two problems described above were set out in [BBC⁺12], where lattice models were given representing a spherical metaplectic Whittaker function, generalizing Gamma and Delta ice to $n > 1$. It was proposed that the Yang-Baxter equation could be used this way. In retrospect we understand that the lattice models set out in [BBC⁺12] were not solvable, even though they gave the right partition functions. So (at that time) it was not possible to carry out the proof.

In [BBB16], the first three authors found modifications of these models that give the same partition function (for combinatorial reasons) and these models *are* solvable. The Yang-Baxter equations required to solve Problem 1, involve the R -matrix of a quantum group, which is a Drinfeld twist of

the quantum affine Lie superalgebra $U_{q^{-1/2}}(\widehat{\mathfrak{gl}}(n|1))$. If $n = 1$, these models are the same as those in [BBC⁺12], otherwise they are slightly different, and the modification is essential for the Yang-Baxter equation. See also [BBBF17], where the Drinfeld twisting is further explained, and applications to representations of Hecke algebras are given.

Problem 1 is solved in [BBB16] for Gamma ice. Even though Delta ice is not mentioned in that paper, the solution for Delta ice is similar. Another way to think about Problem 1 is in the setting of Chinta and Gunnells [CG10]. Their results may be understood as giving a solution to Problem 1, though not involving the Yang-Baxter equation. Considerable subtlety is involved in their definition of an action of the Weyl group on spectral parameters, related to the scattering matrix of the intertwining operators for principal series on the metaplectic group, computed earlier in [KP84].

Regarding Problem 2, in [BBF11b], the equivalence of Gamma and Delta ice was used to prove the analytic continuation and functional equations of certain multiple Dirichlet series, but its significance goes beyond this application. The phenomenon that two systems can have the same (or closely related) partition functions occurs frequently in physics. For example Kramers-Wannier [KW41] duality relates the partition functions of the low-temperature and high-temperature Ising models. Or in the dualities of string theory, different theories may represent the same universe, and this is reflected in the equality of their partition functions. See for example [BBS07], or for a specific case [GGPZ95] (6.31). We believe the relationship between Gamma and Delta ice is analogous to such dualities.

A solution to Problem 2 was given in [BBF11b]. This gave a direct connection between the representations of metaplectic Whittaker functions by Gamma ice and Delta ice. Again, this proof did not depend on the Yang-Baxter equation. The partition function is equal to a sum over Gelfand-Tsetlin patterns, and after a first reduction of the problem, a combinatorial statement was given that would solve Problem 2. This fact, called *Statement B*, is equivalent to the commutativity of two transfer matrices, associated with Gamma ice and Delta ice.

Now the proof of Statement B in [BBF11b] was extremely intricate, and far more complex than a proof using the Yang-Baxter equation would be. We may use the language of crystals to describe it. The Gamma and Delta ice descriptions can be translated into sums over crystal bases, and the Schützenberger involution of the crystal roughly matches terms of these two sums. The crystal may be embedded as the set of lattice points in a polytope. For elements in the interior of the polytope, terms corresponding by the Schützenberger involution are exactly equal. But unfortunately the contributions of terms on the boundary do not exactly match; rather different terms must be grouped together into small “packets” in order to see that the two sums were equal. In complicated cases the packets become chaotically larger and are not simple to describe and compare. Thus in a particular case the required identity can be checked, but the combinatorics of a complete proof seem very perplexing. The difficulties could ultimately be overcome, and although the details are fascinating, the proof is very long. Later [FZ16] gave another application of these techniques.

Thus a proof of Statement B using the Yang-Baxter equation is highly desirable, but was not available when [BBF11b] was written. Now it is possible to give such a proof. In this paper, we give a proof of commutativity of transfer matrices for Gamma and Delta ice which is equivalent to Statement B (Theorem 2.4). The proof is based on new Yang-Baxter equations, relying on the results of versions of the Yang-Baxter equation from [BBB16] and [Gra17]. We then show how to use this result to solve Problem 2 (Theorem 2.3).

There is another context in which Gamma and Delta ice occur. In [BBF11b], the Gamma and Delta ice models relate two systems, one made entirely of Gamma ice, the other of Delta ice. But Gamma and Delta ice also appear together in models for p -adic Whittaker functions of Type C. In these models, layers of Gamma and Delta ice are arranged in alternating rows. See [Iva12, BBCG12] for the $n = 1$ case, where such models are applied, respectively to Whittaker functions on odd orthogonal groups, and on the metaplectic double covers of $\mathrm{Sp}(2r, F)$, where F is a nonarchimedean local field. This work was generalized in [Gra17] to general n . Several R -matrices and Yang-Baxter equations are needed to solve Problem 2, and these are the same ones that are needed for these problems with Type C Whittaker functions.

Acknowledgements: This work was supported by NSF grants DMS-1406238 (Brubaker), DMS-1601026 (Bump) and by the Max Planck Institute for Mathematics (Buciumas).

2. METAPLECTIC ICE

The admissible states of metaplectic ice are given by the six-vertex model with boundary conditions generalizing the so-called “domain wall boundary” as used in [Ize87, Kup96]. We begin by describing these admissible states in detail. Consider a two-dimensional rectangular grid with vertices arranged in M columns and r rows. The columns are numbered from right to left by $0, 1, \dots, M - 1$. Four edges emanate from each vertex in the grid, and the edges connected to only one vertex in the grid are termed “boundary edges” while the remaining edges are termed “interior edges.” Each edge in the model is assigned a *spin* “+” or “−” so that each vertex in the grid has spins on adjacent edges in one of six allowable configurations; these are the “six vertices” in the model, and they appear in Figure 2. When we fix a choice of spins along boundary edges, the admissible states are then given by all possible spin assignments on the set of interior edges that respect the six-vertex condition.

We assign boundary spins according to a partition λ with $\leq r$ parts (where, recall, r is the number of rows).

Boundary Spins Assignment. Given such a partition $\lambda = (\lambda_1, \lambda_2, \dots, \lambda_r)$, we set the number of columns $M = \lambda_1 + r$ and define boundary conditions of a system as follows:

- the left and bottom edges have spin +;
- the right edges have spin −;
- the top edges in columns $\lambda_1 + r - 1, \lambda_2 + r - 2, \dots, \lambda_r$ have spin − while the rest of the top edges have spin +.

Figure 1 gives an example of an admissible state for a six-vertex model whose boundary conditions are dictated by the partition $\lambda = (3, 2, 0)$.

Each vertex in the model is assigned a Boltzmann weight from one of two sets of weights called $R_{z_i}^\Gamma$ and $R_{z_i}^\Delta$, each depending on a parameter $z_i \in \mathbb{C}^\times$, with $i = 1, \dots, r$, according to the row in which the vertex appears. We are ultimately interested in systems whose vertices are all either type Δ or Γ , but in order to prove that two such systems have equal partitions functions we will consider “intermediate” systems with a mix of rows of Δ vertices and rows of Γ vertices. (In [Gra17] the systems of ultimate interest are also ones in which rows of Γ - and Δ -ice occur intermixed.) We usually denote a vertex by R_z^X , where X is the type of the vertex and z is its parameter.

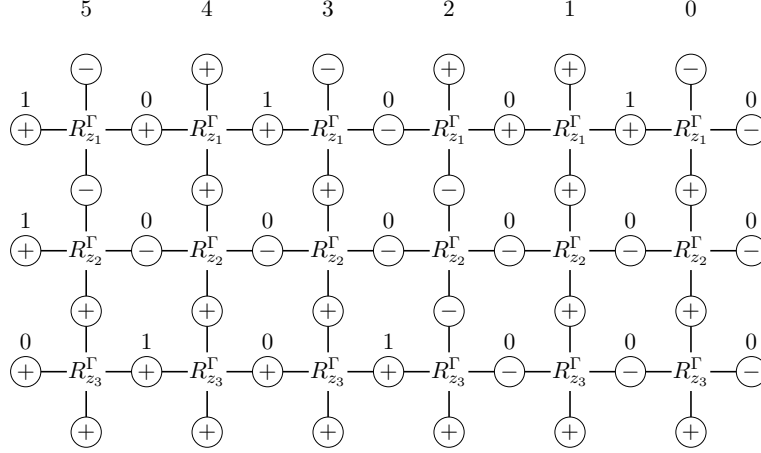


FIGURE 1. An admissible state of a metaplectic ice of type Γ for $n = 2$. The top boundary condition is given by the partition $\lambda = (3, 2, 0)$.

In order to explain these Boltzmann weights, we require one additional statistic called *charge*. This charge is an element of $\mathbb{Z}/n\mathbb{Z}$, and is assigned to each horizontal edge in a state of ice.¹ We pick representatives of the charge in $[0, n - 1]$.

Our boundary conditions assign a spin to each exterior edge. By a *state* of the system we mean an assignment of spins to the interior edges, and charges to all horizontal edges. The state will be called *admissible* if adjacent to every vertex only configurations in Figure 2 occur.

This definition has the following consequences for an admissible state.

- For a row with Γ vertices, the spin $-$ may only appear with charge 0 modulo n . This implies that the charge of the rightmost horizontal edge is set to be 0.
- The Γ weights in Figure 2 are chosen so that the charge of the vertices in any row increases from right to left. Therefore the charge on a horizontal edge equals the number of $+$ edges (modulo n) in its row to the right of the given edge (including the edge in question).
- For a row with Δ vertices, the spin $+$ may only appear with charge 0 modulo n . This implies that the charge of the leftmost horizontal edge must be 0.
- The Δ weights in Figure 2 are chosen so that the charge of the vertices in any row increases from left to right. Therefore the charge on a horizontal edge equals the number of $-$ edges (modulo n) in its row to the left of the given edge (including the edge in question).

The way charge increments in Γ -ice may be seen in Figure 1.

Remark 2.1. Note that we do *not* assign charges to the boundary edges with our boundary conditions. To describe a state of the system, it is only necessary to specify the spins, not the charges, because given an assignment of spins to all edges, if there exist charges that are compatible with the Boltzmann weights in Figure 2, then those charges are uniquely determined modulo n . The charge at a horizontal edge must equal the number of $+$ edges to the right of that edge, including the edge in question. This global description shows that the assignment of charges is unique.

¹Charge may also be regarded as taking values in the non-negative integers, and all of our results will remain true. However the Boltzmann weights that we use will only depend on the charges modulo n . The case of values in $\mathbb{Z}/n\mathbb{Z}$ is most relevant to metaplectic Whittaker functions on n -fold covers.

Now the Boltzmann weights for Γ - and Δ -ice are given in Figure 2. To each vertex we may assign a *Boltzmann weight* which depends on the spin and charge of the edges incident to the vertex and on the type and parameter of the vertex. The Boltzmann weights in Figure 2 depend on a parameter v and a function $g(a)$ for a charge $a \bmod n$ that satisfies $g(0) = -v$ and $g(a)g(n-a) = v$ if n does not divide a . In the connection with metaplectic Whittaker functions, $v = q^{-1}$ where q is the cardinality of the residue field of the nonarchimedean local field F , and g is a p -adic Gauss sum given by integrating an additive and multiplicative character over the units in the ring of integers of F . For a detailed definition of g see for example Section 3 in [BBC⁺12], but note that for the existence of the Yang-Baxter equation (and therefore for proving our theorems) we only use the two properties of g stated above. Any choice of adjacent spins and charges that is not listed in Figure 2 has Boltzmann weight 0.

The Boltzmann weight of a state is just the product of the Boltzmann weights of all vertices in that state. The *partition function* of any such model is the sum of the Boltzmann weights of each admissible state in the model. (With our definitions inadmissible states have Boltzmann weight 0 so it does no matter whether we include them.) Our goal is to study identities among partition functions of the type described above.

	a_1	a_2	b_1	b_2	c_1	c_2
Γ -ice	$\begin{array}{c} a+1 \quad \oplus \quad a \\ \oplus \quad R_z^\Gamma \quad \oplus \\ \oplus \end{array}$ 1	$\begin{array}{c} \ominus \quad 0 \quad 0 \\ \ominus \quad R_z^\Gamma \quad \ominus \\ \ominus \end{array}$ z	$\begin{array}{c} a+1 \quad \ominus \quad a \\ \oplus \quad R_z^\Gamma \quad \oplus \\ \ominus \end{array}$ $g(a)$	$\begin{array}{c} 0 \quad \oplus \quad 0 \\ \ominus \quad R_z^\Gamma \quad \ominus \\ \oplus \end{array}$ z	$\begin{array}{c} 0 \quad \oplus \quad 0 \\ \ominus \quad R_z^\Gamma \quad \oplus \\ \ominus \end{array}$ $(1-v)z$	$\begin{array}{c} 1 \quad \ominus \quad 0 \\ \oplus \quad R_z^\Gamma \quad \ominus \\ \oplus \end{array}$ 1
Δ -ice	$\begin{array}{c} 0 \quad \oplus \quad 0 \\ \oplus \quad R_z^\Delta \quad \oplus \\ \oplus \end{array}$ 1	$\begin{array}{c} a \quad \ominus \quad a+1 \\ \ominus \quad R_z^\Delta \quad \ominus \\ \ominus \end{array}$ $g(a)z$	$\begin{array}{c} 0 \quad \ominus \quad 0 \\ \oplus \quad R_z^\Delta \quad \oplus \\ \ominus \end{array}$ 1	$\begin{array}{c} a \quad \oplus \quad a+1 \\ \ominus \quad R_z^\Delta \quad \ominus \\ \oplus \end{array}$ z	$\begin{array}{c} 0 \quad \oplus \quad 0 \\ \ominus \quad R_z^\Delta \quad \oplus \\ \ominus \end{array}$ $(1-v)z$	$\begin{array}{c} 0 \quad \ominus \quad 1 \\ \oplus \quad R_z^\Delta \quad \ominus \\ \oplus \end{array}$ 1

FIGURE 2. The Boltzmann weights for Γ and Δ vertices associated to a row parameter $z \in \mathbb{C}^\times$. The charge a above an edge indicates any choice of charge mod n gives the indicated weight. The weights depend on a parameter v and g is any function with $g(0) = -v$ and $g(n-a)g(a) = v$ if $a \not\equiv 0 \bmod n$. If a configuration does not appear in this table, its weight is zero.

Remark 2.2. Note that according to our choice of Boltzmann weights in Figure 2, the Γ -ice weights are 0 unless the horizontal edges with spin $-$ have associated charge 0. Similarly for Δ -ice, the Boltzmann weights of vertices with horizontal spin $+$ are 0 unless the associated charge is 0. Thus each type of ice has n admissible charges attached to one spin, and 1 admissible charge associated to the other spin. This is the first hint of the connection to the defining module of a Drinfeld twist of $U_{q^{-1/2}}(\widehat{\mathfrak{gl}}(n|1))$ mentioned in the introduction.

For convenience, we refer to a rectangular shaped model with boundary conditions and Boltzmann weights chosen as above as a *system*. In particular, denote by $S_{\mathbf{z},\lambda}^\Gamma$ (respectively $S_{\mathbf{z},\lambda}^\Delta$) the system of

metaplectic ice with all vertices of type Γ (respectively Δ), top row boundary conditions determined by λ and where each vertex in row i has parameter z_i . Additionally, the right boundary edges in a Γ row have charge set to 0 and the left boundary edges in a Δ row have charge set to 0. We call these systems Γ -ice and Δ -ice, respectively.

Given a system S , let $Z(S)$ denote its partition function. If $\mathbf{z} = (z_1, \dots, z_r)$, define $\mathbf{z}^\sigma := (z_r, z_{r-1}, \dots, z_1)$. We can now state precisely the main theorem of this paper:

Theorem 2.3. *The partition functions $Z(S_{\mathbf{z},\lambda}^\Gamma)$ and $Z(S_{\mathbf{z}^\sigma,\lambda}^\Delta)$ are equal.*

This is the solution to Problem 2 discussed in the introduction. The statement was shown to be equivalent to the main theorem, Theorem 1.2, in [BBF11b] and its proof spanned most of the book. We will give a short proof of it in the next section using Theorem 2.4.

Let us define two new types of ice. Given a pair of partitions $\lambda = (\lambda_1, \dots, \lambda_r)$ and $\mu = (\mu_1, \dots, \mu_{r-1})$, and a pair $\mathbf{z} = (z_1, z_2) \in (\mathbb{C}^\times)^2$, we denote by $S_{\mathbf{z},\lambda,\mu}^{\Gamma\Delta}$ the system of metaplectic ice with the following properties:

- the grid consists of 2 rows and $M = \lambda_1 + r$ columns.
- the top row vertices are of type Γ with parameter z_1 and the bottom row vertices are of type Δ with parameter z_2 .
- the left boundary edges have spin $+$ and the right boundary edges have spin $-$; the top and bottom boundary edges have spins $-$ at the columns corresponding to parts of the partitions λ and μ , respectively.
- the charge of the rightmost edge in the Γ row is 0; the charge of the leftmost edge in the Δ row is 0.

See Figure 3 for an example of an admissible state in $S_{\mathbf{z},\lambda,\mu}^{\Gamma\Delta}$. We denote by $S_{\mathbf{z}^\sigma,\lambda,\mu}^{\Delta\Gamma}$ the system of metaplectic ice with the above conditions, but now with top row Δ and parameter z_2 and bottom row Γ with parameter z_1 . The boundary condition we impose is still charge 0 for left boundary edges in a Δ row and right boundary edges in a Γ row.

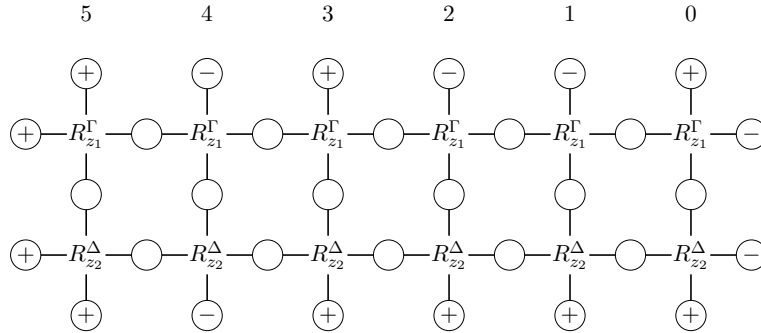


FIGURE 3. $S_{\mathbf{z},\lambda,\mu}^{\Gamma\Delta}$ -ice for $\lambda = (2, 1, 1)$ and $\mu = (4)$.

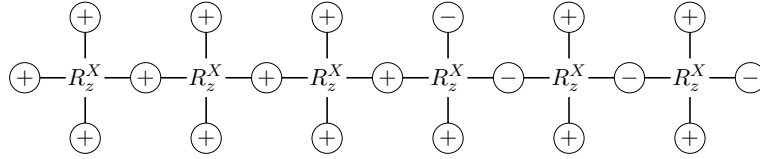
Theorem 2.4. *Let $S_{\mathbf{z},\lambda,\mu}^{\Gamma\Delta}$ and $S_{\mathbf{z}^\sigma,\lambda,\mu}^{\Delta\Gamma}$ be two systems as above. Then $Z(S_{\mathbf{z},\lambda,\mu}^{\Gamma\Delta}) = Z(S_{\mathbf{z}^\sigma,\lambda,\mu}^{\Delta\Gamma})$.*

We delay the proof until Section 3 where we introduce our main tool, the Yang-Baxter equation. This theorem is equivalent to Statement B in [BBF11b]; for details see Theorem 5 of [BBC⁺12]. We now prove Theorem 2.3 assuming Theorem 2.4.

Proof of Theorem 2.3. Let us start with $S_{\mathbf{z},\lambda}^\Gamma$ -ice and show that its partition function is the same as that of $S_{\mathbf{z},\lambda}^\Delta$ -ice in two steps.

Let us consider, in addition to the system $S_{\mathbf{z},\lambda}^\Gamma$, a system with identical boundary conditions, except that all rows but the last are Γ -ice, but the bottom row has been changed to Δ -ice. We will call this system S' . We will argue that there is a bijection between the admissible states of $S_{\mathbf{z},\lambda}^\Gamma$ and those of S' in which corresponding states have the same Boltzmann weight, so the two systems have the same partition function.

To see this recall that along the bottom boundary of Γ -ice, all the (vertical) edges have been assigned spin $+$. It is easy to see that in the row above this, there must be exactly one vertical edge with spin $-$, and all the other vertical edges will have spin $+$. Regarding the horizontal edges in this bottom row, those to the left of the unique $-$ vertical edge must have spin $+$, and those to the right must have spin $-$. Thus the bottom row looks like this:



Now, there is a unique way of assigning charges to the horizontal edges here to an admissible state of either Γ -ice or of Δ -ice. Moreover, examining the Boltzmann weights of Γ -ice and Δ -ice in Figure 2, we notice that only the vertices of type a_1, b_2 and c_2 have bottom edge with spin $+$, and for all these configurations the weight of the vertex of type Γ is the same as the weight of the vertex of type Δ . Moreover, choosing the charges in the unique way that makes the state admissible, the Boltzmann weight is z_r^N , where N is the number of b_2 vertices in the row. The contribution to the partition functions for S' and $S_{\mathbf{z},\lambda}^\Gamma$ are the same, and so these partition functions are equal.

We see that we may change the bottom row from Γ -ice to Δ -ice without changing the partition function. This would not work for any other row.

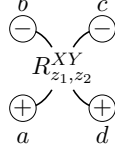
The second step uses Theorem 2.4 repeatedly. Since we have changed the bottom row from Γ -ice to Δ -ice, Theorem 2.4 allows us to interchange the bottom two rows and move the Δ row one step up. By doing this process repeatedly we move the Δ row with parameter z_r to the top of the system without changing the partition function.

Now the layer of Γ -ice with the z_{r-1} parameter is at the bottom, and as before we may change it to Δ -ice without affecting the partition function. Then we again move this row of Δ -ice up using Theorem 2.4 until it reaches the second row. We continue the process until all rows become Δ -ice. The final model will be the system $S_{\mathbf{z},\lambda}^\Delta$. \square

3. THE YANG-BAXTER EQUATION

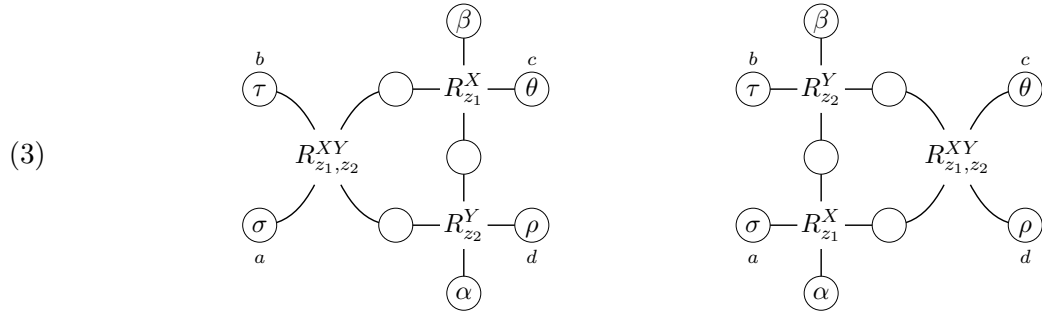
In this section we prove Theorem 2.4 by a classical argument involving the Yang-Baxter equation which was initially used by Baxter [Bax82] to solve the (classical, field-free) six- and eight-vertex models. In order to explain our version of the Yang-Baxter equation, we first introduce another family of vertices, which we'll refer to as a *tilted* vertices, whose adjacent edges are all horizontal edges of our prior models. Thus each adjacent edge is assigned a charge and a spin. They are

depicted as follows:



Each tilted vertex is now assigned a set of Boltzmann weights R_{z_1, z_2}^{XY} depending on a pair of types $X, Y \in \{\Gamma, \Delta\}$ and a corresponding pair of parameters $z_1, z_2 \in \mathbb{C}^\times$. The X type is associated to the northeast and southwest adjacent edges in the tilted vertex (with associated parameter z_1), while the Y type is associated to the northwest and southeast adjacent edges with parameter z_2 . Thus the order in which these types and parameters are listed matters. We assign Boltzmann weights to each of the four types of tilted vertex according to Table 1. As noted previously, any labeling of adjacent edges that is not listed has Boltzmann weight 0.

One can now combine such tilted vertices with vertices of type $R_{z_1}^X$ and $R_{z_2}^Y$ in the rectangular grid discussed in the previous section, in order to create slightly more complicated systems consisting of three vertices. Two examples of such systems are shown below.



Definition 3.1. We say that the triple $[R_{z_1, z_2}^{XY}, R_{z_1}^X, R_{z_2}^Y]$ for $X, Y \in \{\Gamma, \Delta\}$ satisfies the Yang-Baxter equation if the partition function of the two systems in (3) are equal for any fixed spins $\alpha, \beta, \theta, \rho, \sigma, \tau$, and charges a, b, c, d .

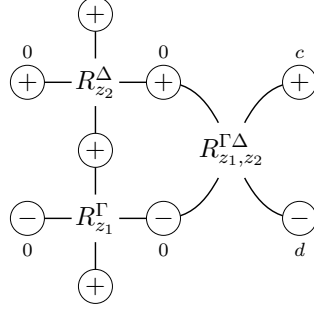
The following result is the main tool we use to prove Theorem 2.4.

Theorem 3.2. For any $X, Y \in \{\Gamma, \Delta\}$, let R^X and R^Y weights be as in Figure 2 and R^{XY} weights as in Table 1. Then the triple $[R_{z_1, z_2}^{XY}, R_{z_1}^X, R_{z_2}^Y]$ satisfies the Yang-Baxter equation.

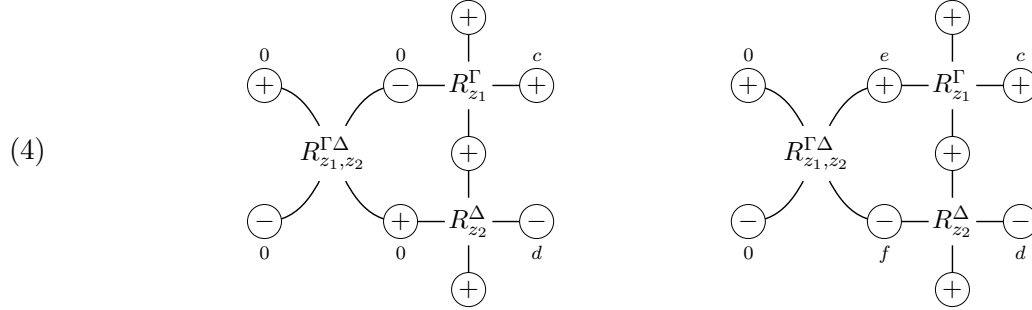
Proof. Having chosen the Boltzmann weights, the proof is computational in nature. Fix $X, Y \in \{\Gamma, \Delta\}$. The idea is to fix spins $\alpha, \beta, \theta, \rho, \sigma, \tau \in \{\pm\}$ (there are $2^6 = 64$ such cases) and for each such choice, to compute the two partitions functions for all possible charges $(a, b, c, d) \bmod n$ and show that they are equal. The case of $X = Y = \Gamma$ was proved in [BBB16]. Below we show an example and we refer the reader to the Appendix of [Gra17] where all the computations for the remaining choices of X and Y are done in detail.

For example, if $X = \Gamma$ and $Y = \Delta$ and $(\alpha, \beta, \theta, \rho, \sigma, \tau) = (+, +, +, -, -, +)$, we will prove that the partition functions of the two models in (3) are equal for any choice of n and choice of charges $(a, b, c, d) \bmod n$. Since $(\sigma, \tau) = (-, +)$, then the partition function for both configurations are 0

unless the charges $(a, b) = (0, 0)$, according to Figure 2 and Table 1. The partition function on the right in (3) has at most one admissible choice of internal spins and charges:



and according to Table 1, the weight of $R^{\Gamma\Delta}$ with spins above is non-zero only if $c + d \equiv 1 \pmod n$. Its partition function for any such (c, d) is the product of the Boltzmann weights at each vertex in this unique admissible state, equal to $(1 - v)z_1^{c+1}z_2^{n-c}$ if we choose c from among representatives in $[1, n]$. For the partition function on the left-hand side of (3), the weights for $R^{\Gamma\Delta}$ in Table 1 show that there are at most two possible admissible configurations for any choice of charges (c, d) :



and we must have $e + f \equiv 1 \pmod n$. Now analyzing admissible charges from Figure 2, the left-hand configuration in (4) is non-zero only if $(c, d) = (0, 1)$, and the right-hand configuration in (4) is non-zero only if $(e, f) = (c+1, d-1)$. Thus there are no admissible configurations unless $c + d \equiv 1 \pmod n$, and it remains to show that in both cases $(c, d) = (0, 1)$ and $(c, d) \neq (0, 1)$ that the partition function is equal to $(1 - v)z_1^{c+1}z_2^{n-c}$. If $c + d \equiv 1 \pmod n$ and $(c, d) \neq (0, 1)$, then only the configuration on the right in (4) is non-zero and its partition function is indeed $(1 - v)z_1^{c+1}z_2^{n-c}$ according to Figure 2 and Table 1. If instead $(c, d) = (0, 1)$ (so that $(e, f) = (1, 0)$) then both configurations in (4) are admissible and the partition function is the sum $(1 - v)(z_1^n - z_2^n)z_1 + (1 - v)z_1z_2^n$. After cancellation, this indeed equals $(1 - v)z_1^{c+1}z_2^{n-c}$ with representative $c = n$. \square

Using the solution of the Yang-Baxter equation we now prove Theorem 2.4.

Proof of Theorem 2.4. Given λ, μ , denote the top and bottom spins of $S^{\Gamma\Delta}_{\mathbf{z}, \lambda, \mu}$ by a_n, \dots, a_1, a_0 and b_n, \dots, b_1, b_0 , respectively.

The steps of the argument proof are summarized in Figure 4, where the order of the panels is left-to-right along each row, from top to bottom. Let us now clearly explain each step. Denote the partition function of the i -th vertex model in Figure 4 by S_i . We start with the system $S^{\Gamma\Delta}_{\mathbf{z}, \lambda, \mu}$ with

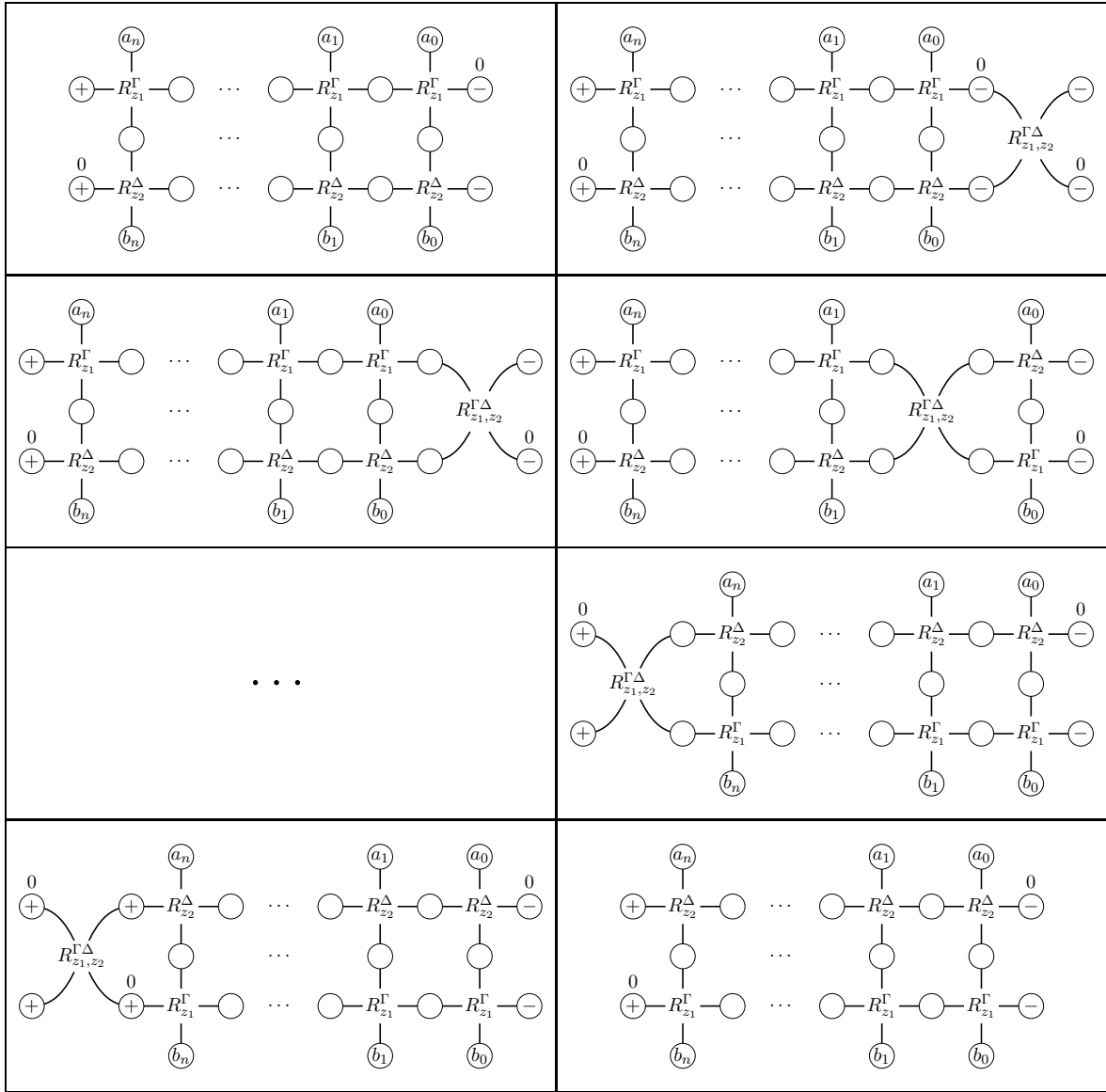


FIGURE 4. Graphical proof of Theorem 2.4

partition function S_1 . In the second picture we attach an $R^{\Gamma\Delta}_{z_1, z_2}$ vertex to the right of $S^{\Gamma\Delta}_{\mathbf{z}, \lambda, \mu}$. The vertex $R^{\Gamma\Delta}_{z_1, z_2}$ has Boltzmann weight $z_1^n - vz_2^n$, therefore the partition function of the new system is $S_2 = S_1 \cdot (z_1^n - vz_2^n)$. We notice that for $\Gamma\Delta$ vertices with right spins $-$ and bottom right charge 0, the Boltzmann weight is non-zero if and only if the left spins are $-$, the top left charge is 0 and the bottom left spin is the same as the top right spin (see Table 1). Therefore the partition function of the third system is $S_3 = S_2$. The third and fourth systems have the same partition functions due to the Yang-Baxter equation (Theorem 3.2): $S_3 = S_4$. By repeated applications of the Yang-Baxter equation we end up with the fifth system, therefore $S_5 = S_4$. The same argument used to conclude

that $S_3 = S_2$ implies that $S_6 = S_5$. Finally, $S_6 = S_7 \cdot (z_1^n - vz_2^n)$ since the Boltzmann weight of the $R_{z_1, z_2}^{\Gamma\Delta}$ vertex is $z_1^n - vz_2^n$. Note that the seventh system is just $S_{\mathbf{z}^\sigma, \lambda, \mu}^{\Delta\Gamma}$. We conclude that $S_1 = S_7$ when $z_1^n - vz_2^n \neq 0$. If $z_1^n - vz_2^n = 0$, the result remains true by an easy continuity argument. \square

REFERENCES

- [Bax82] Rodney J. Baxter. *Exactly solved models in statistical mechanics*. Academic Press Inc. [Harcourt Brace Jovanovich Publishers], London, 1982.
- [BBB16] Ben Brubaker, Valentin Buciumas, and Daniel Bump. A Yang-Baxter equation for metaplectic ice, 2016, arXiv:1604.02206.
- [BBBF17] Ben Brubaker, Valentin Buciumas, Daniel Bump, and Solomon Friedberg. Hecke modules from metaplectic ice. *Selecta Math.*, to appear, 2017, arXiv:1704.00701.
- [BBC⁺12] Ben Brubaker, Daniel Bump, Gautam Chinta, Solomon Friedberg, and Paul E. Gunnells. Metaplectic ice. In *Multiple Dirichlet series, L-functions and automorphic forms*, volume 300 of *Progr. Math.*, pages 65–92. Birkhäuser/Springer, New York, 2012.
- [BBCG12] Ben Brubaker, Daniel Bump, Gautam Chinta, and Paul E. Gunnells. Metaplectic Whittaker functions and crystals of type B. In *Multiple Dirichlet series, L-functions and automorphic forms*, volume 300 of *Progr. Math.*, pages 93–118. Birkhäuser/Springer, New York, 2012.
- [BBF11a] Ben Brubaker, Daniel Bump, and Solomon Friedberg. Schur polynomials and the Yang-Baxter equation. *Comm. Math. Phys.*, 308(2):281–301, 2011.
- [BBF11b] Ben Brubaker, Daniel Bump, and Solomon Friedberg. *Weyl group multiple Dirichlet series: type A combinatorial theory*, volume 175 of *Annals of Mathematics Studies*. Princeton University Press, Princeton, NJ, 2011.
- [BBS07] Katrin Becker, Melanie Becker, and John Schwartz. *String theory and M-theory*. Cambridge University Press, Cambridge, 2007.
- [CG10] Gautam Chinta and Paul E. Gunnells. Constructing Weyl group multiple Dirichlet series. *J. Amer. Math. Soc.*, 23(1):189–215, 2010.
- [FZ16] Solomon Friedberg and Lei Zhang. Tokuyama-type formulas for type B. *Israel Journal of Mathematics*, 216(2):617–655, 2016.
- [GGPZ95] Luciano Girardello, Amit Giveon, Massimo Porrati, and Alberto Zaffaroni. S-duality in $N = 4$ Yang-Mills theories with general gauge groups. *Nuclear Phys. B*, 448(1-2):127–165, 1995, arXiv:hep-th/9502057.
- [Gra17] Nathan Gray. Metaplectic ice of Cartan type C, 2017, arXiv:1709.04971v2.
- [HK07] A. M. Hamel and R. C. King. Bijective proofs of shifted tableau and alternating sign matrix identities. *J. Algebraic Combin.*, 25(4):417–458, 2007.
- [Iva12] Dmitriy Ivanov. Symplectic ice. In *Multiple Dirichlet series, L-functions and automorphic forms*, volume 300 of *Progr. Math.*, pages 205–222. Birkhäuser/Springer, New York, 2012.
- [Ize87] A. G. Izergin. Partition function of a six-vertex model in a finite volume. *Dokl. Akad. Nauk SSSR*, 297(2):331–333, 1987.
- [KP84] D. A. Kazhdan and S. J. Patterson. Metaplectic forms. *Inst. Hautes Études Sci. Publ. Math.*, (59):35–142, 1984.
- [Kup96] Greg Kuperberg. Another proof of the alternating-sign matrix conjecture. *Internat. Math. Res. Notices*, (3):139–150, 1996.
- [KW41] H. A. Kramers and G. H. Wannier. Statistics of the two-dimensional ferromagnet. II. *Phys. Rev. (2)*, 60:263–276, 1941.
- [Tok88] Takeshi Tokuyama. A generating function of strict Gelfand patterns and some formulas on characters of general linear groups. *J. Math. Soc. Japan*, 40(4):671–685, 1988.

SCHOOL OF MATHEMATICS, UNIVERSITY OF MINNESOTA, MINNEAPOLIS, MN 55455

E-mail address: `brubaker@math.umn.edu`

EINSTEIN INSTITUTE OF MATHEMATICS, EDMOND J. SAFRA CAMPUS, GIVAT RAM, THE HEBREW UNIVERSITY OF JERUSALEM, JERUSALEM, 91904, ISRAEL

E-mail address: `valentin.buciumas@gmail.com`

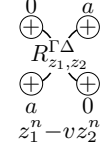
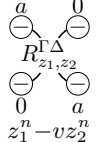
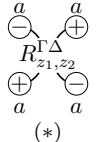
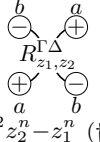
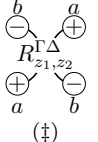
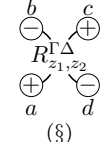
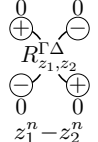
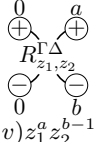
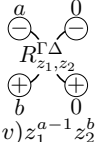

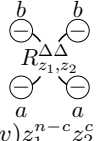
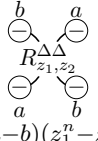
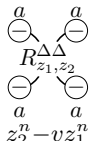
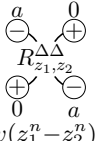
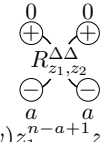

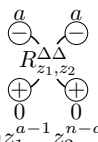
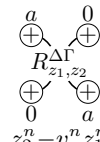

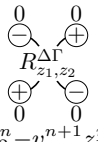

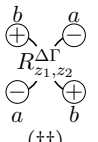
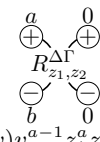
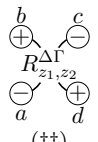
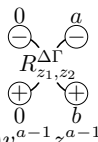
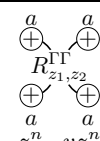
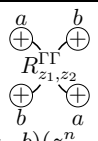
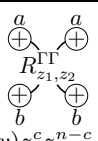

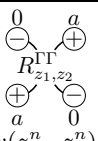

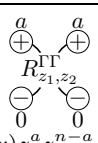
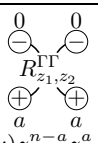
DEPARTMENT OF MATHEMATICS, STANFORD UNIVERSITY, STANFORD, CA 94305-2125

E-mail address: `bump@math.stanford.edu`

DEPARTMENT OF MATHEMATICS, MOUNT HOLYOKE COLLEGE, SOUTH HADLEY, MA 01075

E-mail address: `ngray@mtholyoke.edu`

TABLE 1. The Boltzmann weights for $\Gamma\Delta$, $\Delta\Delta$, $\Delta\Gamma$, and $\Gamma\Gamma$ vertices. For $\Delta\Delta$ and $\Gamma\Gamma$, $a \neq b$ for each tilted vertex whose charges involve only a and b . For the last two vertices in the top row of $\Gamma\Delta$, $a \neq b$. The function g satisfies $g(0) = -v$ and $g(n-a)g(a) = v$ if $a \not\equiv 0 \pmod n$.

$\Gamma\Delta$	 $z_1^n - v z_2^n$	 $z_1^n - v z_2^n$	 (*)	 $v^2 z_2^n - z_1^n$ (†)	 (‡)
	 (§)	 $z_1^n - z_2^n$	 $(1-v) z_1^a z_2^{b-1}$ ()	 $(1-v) z_1^{a-1} z_2^b$ ()	
$\Delta\Delta$	 $z_1^n - v z_2^n$	 $(1-v) z_1^{n-c} z_2^c$ (#)	 $g(a-b)(z_1^n - z_2^n)$	 $z_2^n - v z_1^n$	 $v(z_1^n - z_2^n)$
	 $(1-v) z_1^{n-a+1} z_2^{a-1}$ (**)	 $z_1^n - z_2^n$	 $(1-v) z_1^{a-1} z_2^{n-a+1}$ (**)		
$\Delta\Gamma$	 $z_2^n - v^n z_1^n$	 $z_2^n - v^n z_1^n$	 $z_2^n - v^{n+1} z_1^n$	 $v^{n-1} z_1^n - z_2^n$ (†)	 (††)
	 $(1-v) v^{a-1} z_1^a z_2^{b-1}$ ()	 (††)	 $(1-v) v^{a-1} z_1^{a-1} z_2^b$ ()		
$\Gamma\Gamma$	 $z_2^n - v z_1^n$	 $g(a-b)(z_1^n - z_2^n)$	 $(1-v) z_1^c z_2^{n-c}$ (#)	 $z_1^n - v z_2^n$	 $v(z_1^n - z_2^n)$
	 $z_1^n - z_2^n$	 $(1-v) z_1^a z_2^{n-a}$ (**)	 $(1-v) z_1^{n-a} z_2^a$ (**)		

* Weight: $v^2 z_2^n - z_1^n$ if $2a \equiv 1 \pmod n$; else, $g(2a-1)(z_1^n - v z_2^n)$.

† Here $a + b \equiv 1 \pmod n$.

‡ Here $a + b \not\equiv 1 \pmod n$. Weight: $g(a+b-1)(z_1^n - v z_2^n)$.

§ Here $a + b \equiv c + d \equiv 1 \pmod n$, $a \not\equiv c \pmod n$. Let $e \equiv a - c \pmod n$ with $e \in [0, n-1]$. Weight: $(v-1) z_1^{n-e} z_2^e$ if $ad = 0$ or if both $abcd \neq 0$ and $a > c$; $v(v-1) z_1^{n-e} z_2^e$ if $bc = 0$ or if both $abcd \neq 0$ and $a < c$.

|| Here $a + b \equiv 1 \pmod n$. Choose a and b in $[1, n]$.

Here $c \equiv a - b \pmod n$ with $c \in [1, n-1]$.

** Choose a in $[1, n]$.

†† Here $a + b \not\equiv 1 \pmod n$. Weight: $(z_2^n - v^n z_1^n)/g(a+b-1)$.

‡‡ Here $a + b \equiv c + d \equiv 1 \pmod n$, $a \not\equiv c \pmod n$. Let $e \equiv c - a \pmod n$ with $e \in [1, n-1]$. Weight: $(1-v) v^{e-1} z_1^e z_2^{n-e}$.