

# Nature of Self-Diffusion in Two-Dimensional Fluids

Bongsik Choi,<sup>†</sup> Kyeong Hwan Han,<sup>†</sup> Changho Kim,<sup>‡</sup> Peter Talkner,<sup>¶</sup> Akinori  
Kidera,<sup>§</sup> and Eok Kyun Lee<sup>\*,†</sup>

<sup>†</sup>*Department of Chemistry, Korea Advanced Institute of Science and Technology (KAIST),  
291 Daehak-ro, Yuseong-gu, Daejeon 34141, Republic of Korea*

<sup>‡</sup>*Computational Research Division, Lawrence Berkeley National Laboratory,  
1 Cyclotron Road, Berkeley, California 94720, USA*

<sup>¶</sup>*Institut für Physik, Universität Augsburg,  
Universitätsstraße 1, 86159 Augsburg, Germany*

<sup>§</sup>*Graduate School of Medical Life Science, Yokohama City University,  
Yokohama 230-0045, Japan*

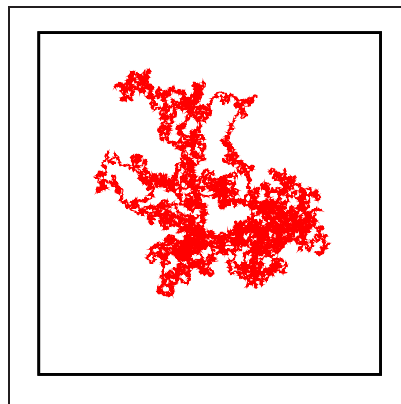
E-mail: eklee@kaist.ac.kr

December 14, 2024

### Abstract

Self-diffusion in a two-dimensional simple fluid is investigated by both analytical and numerical means. We investigate the anomalous aspects of self-diffusion in two-dimensional fluid with regards to the mean square displacement, the time-dependent diffusion coefficient, and the velocity autocorrelation function using a consistency equation relating these quantities. We numerically confirm the consistency equation by extensive molecular dynamics simulations for finite systems, corroborate earlier results that the kinematic viscosity approaches a finite, non-vanishing value in the thermodynamic limit, and establish the finite size behavior of the diffusion coefficient. We obtain the exact solution of the consistency equation in the thermodynamic limit and use this solution to determine the large time asymptotics of the mean square displacement, the diffusion coefficient, and the velocity autocorrelation function. An asymptotic decay law of the velocity autocorrelation function resembles the previously known self-consistent form,  $1/(t\sqrt{\ln t})$ , however with a rescaled time.

### Graphical TOC Entry



Self-diffusion is one of the basic transport mechanisms in liquids. Its theoretical investigation goes back to the pioneering work of Alder and Wainright.<sup>1,2</sup> Using molecular dynamics (MD) simulations they found that the velocity autocorrelation function (VACF), which is defined as  $C(t) \equiv \langle \mathbf{v}(0) \cdot \mathbf{v}(t) \rangle$ , displays so-called long-time tails being characterized by an asymptotic decay proportional to  $t^{-d/2}$ . Here, the brackets denote a thermal equilibrium average and  $d = 2, 3$  specifies the dimension of the space occupied by the considered liquid. Soon after, this finding was corroborated by Kawasaki<sup>3</sup> within mode-mode coupling theory. The long-time tails are caused by hydrodynamic interactions between a tagged particle and the vortex flow induced by the particle motion relative to the rest of the fluid. At the lower dimension  $d = 2$ , the resulting  $1/t$  long-time tail though is inconsistent within mode-coupling theory. A modified asymptotics based on a self-consistent argument was suggested in Ref.<sup>4-7</sup> leading to a slightly faster decay according to

$$C(t) \sim \frac{1}{t\sqrt{\ln t}}. \quad (1)$$

The diffusion coefficient describing the self-diffusion of a fluid particle is defined as  $D(t) \equiv \frac{1}{d} \int_0^t C(t') dt'$  and consequently, according to eq 1, grows asymptotically in time as  $\sqrt{\ln t}$ . Yet another time-integration yields the mean square displacement (MSD) of a tagged particle,  $\langle \Delta \mathbf{r}^2(t) \rangle = 2d \int_0^t D(t') dt'$ , where  $\Delta \mathbf{r}(t) \equiv \mathbf{r}(t) - \mathbf{r}(0)$  denotes the spatial increment of the tagged particle in the time  $t$ . In the case of a two-dimensional fluid this leads asymptotically to  $\langle \Delta \mathbf{r}^2(t) \rangle \sim t\sqrt{\ln t}$ . There have been various studies of the asymptotic form of the VACF and the diffusion coefficient as well as the MSD by MD simulations,<sup>8-12</sup> all of them, however, being inconclusive concerning the logarithmic corrections which turn out as too weak to be reliably detected. Most of these studies rather identified an algebraic behavior of the MSD of the form

$$\langle \Delta \mathbf{r}^2(t) \rangle \sim t^\alpha. \quad (2)$$

For  $\alpha > 1$  such a spreading is known as superdiffusion. This phenomenon was discovered

more than 90 years ago.<sup>13</sup> Superdiffusion has been extensively studied over the past thirty years or so and a multitude of possible mechanisms have been identified.<sup>14–20</sup> The probability density function (PDF) of the displacement  $\Delta\mathbf{r}(t)$  provides a distinguishing criterion, which though does not uniquely identify the underlying mechanism. As examples of superdiffusivity, while the two-dimensional fluid system interacting via the Yukawa potential was found to satisfy a Gaussian PDF,<sup>21,22</sup> Lévy-type mechanisms underlying wide jumps or long flights lead to PDFs characterized by heavy tails.<sup>20</sup>

The purpose of our Letter is to resolve the puzzle about the anomalous behavior, both by analytical and numerical means. As the central result we find for the scaling exponent  $\alpha$  the value 1 of normal diffusion and identify a particular slowly varying function causing the MSD growing disproportionately in time. The analytical result is based on self-consistent mode-coupling theory<sup>23</sup> and compared to numerical MD simulations.

In the MD simulations we considered  $N$  particles moving on a two-dimensional square with periodic boundary conditions under the influence of a pairwise Weeks–Chandler–Andersen potential.<sup>24</sup> The number density was chosen as  $\rho = 0.6$  and the temperature as  $T = 1$ . In this parameter region the superdiffusive behavior is most pronounced. The according Hamiltonian equations of motion were solved by means of a velocity Verlet algorithm with a time step  $\Delta t = 10^{-3}$ . For the precise specification of the used dimensionless units and for further details, see Shin et al.<sup>18</sup>

In Figure 1a PDFs  $P(\Delta x)$  of the  $x$ -component of the displacement  $\Delta\mathbf{r}(t)$ , based on the corresponding histograms, are displayed semi-logarithmically for different times  $t$ . At all times the agreement with Gaussian distributions represented by a parabola is perfect. Also a Kolmogorov–Smirnov test confirms the Gaussian nature of the distributions at a high confidence level. Hence, for the times we observed the distribution of the displacement is fully characterized by its first, vanishing, moment and the second moment given by the MSD. Figure 1b presents a semi-logarithmic plot of the PDFs of  $\Delta r^2 \equiv \Delta\mathbf{r}^2(t)$  for different times  $t$  as a function of  $\Delta r^2/t$ . For normal diffusion all data would collapse onto a single straight line.

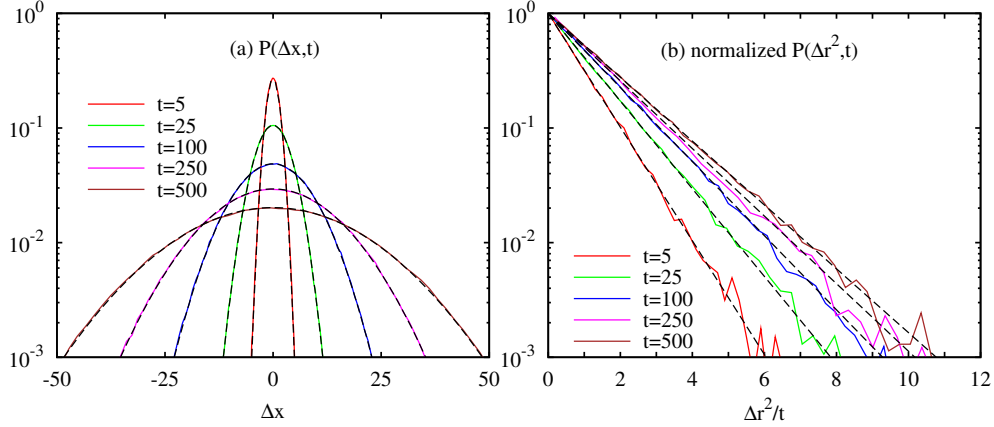


Figure 1: PDFs of  $\Delta x$  obtained from MD simulations are presented in (a) for different times. The dashed lines represent Gaussian distributions with vanishing mean values and variances obtained from the MSD data. In (b) the PDF of  $\Delta r^2 \equiv \Delta \mathbf{r}^2(t)$  multiplied by the MSD  $\langle \Delta \mathbf{r}^2(t) \rangle$  is displayed as a function of the squared displacement normalized by the time,  $\Delta r^2/t$ . The dashed lines represent exponential distributions  $P^{\text{exp}}(\Delta r^2, t) = \langle \Delta \mathbf{r}^2(t) \rangle^{-1} \exp \{-\Delta r^2 / \langle \Delta \mathbf{r}^2(t) \rangle\}$ .

The decreasing inclination with increasing time however indicates a superdiffusive spreading. In Figure 2a this anomalous spreading is characterized by the MSD per time,  $\langle \Delta \mathbf{r}^2(t) \rangle / t$ , for different system sizes  $N$ . As  $N$  becomes larger disproportionate increase of the MSD with time becomes longer, however eventually it approaches normal diffusion motion growing proportional to time. In order to quantify the increase of the MSD we determined a local exponent  $\alpha(t)$  by subdividing time on a logarithmic scale into intervals of equal length 0.1 on which the logarithm of the MSD was approximated by a linear function of  $\ln t$ . The local exponent was then estimated from the slope of the fitted straight line. Figure 2b exhibits the local exponent  $\alpha(t)$  as, on average, decreasing with time until it eventually reaches the value 1. The time at which the final value  $\alpha = 1$  is reached depends on the size  $N$  of the system, which becomes larger as  $N$  increases. As long as  $\alpha(t)$  is larger than 1, on average, it is steadily decreasing without developing any plateau. This behavior presents a strong indication against a constant exponent  $\alpha > 1$ .

At sufficiently large times the VACF of a tagged particle can be expressed as the following

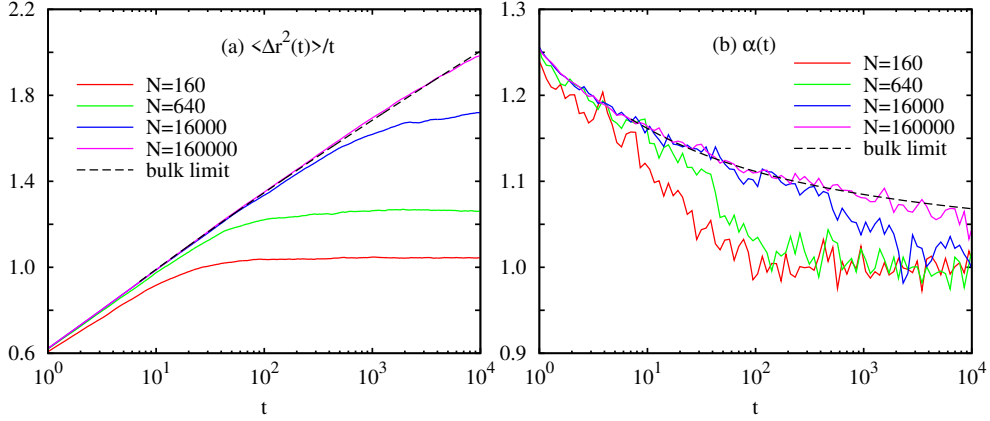


Figure 2: The MSD per time,  $\langle \Delta \mathbf{r}^2(t) \rangle / t$ , is displayed as a function of time for several system sizes. The MSD follows the thermodynamic limiting law, eq 9, up to a time depending on the size of the system and then approaches normal diffusive behavior. The local scaling exponent  $\alpha(t)$  displayed in (b) decays on average monotonically until it reaches the value 1 of normal diffusion. Black dashed lines in both panels were obtained from the analytical solution (eq 9).

sum over wavevector  $\mathbf{k}$ ,

$$C(t) = \frac{k_B T}{m \rho L^2} \sum_{\mathbf{k} \neq \mathbf{0}} e^{-k^2 \int_0^t [D(t') + \nu(t')] dt'}, \quad (3)$$

with  $m$  denoting the particle mass and  $L$  the side length of the system domain. Here the diffusion coefficient  $D(t)$  and the kinematic viscosity coefficient  $\nu(t)$  were determined by the respective Green–Kubo formulas  $D(t) = \frac{1}{d} \int_0^t dt' C(t')$  and  $\nu(t) = \frac{L^2}{\rho k_B T} \int_0^t dt' \langle P_{xy}(0) P_{xy}(t') \rangle$ , with  $P_{xy}(t)$  denoting the off-diagonal element of the pressure tensor.<sup>25</sup> Details of the derivation of eq 3 are available in the supporting information.

We validated eq 3 by the comparison of the MD results for the VACF and a numerical summation of the  $\mathbf{k}$ -sum. The MD simulations were run for differently large systems with particle numbers  $N = 160, 320, 640, 32,000$  and  $160,000$  at the fixed density  $\rho = 0.6$ . The results of this comparison are displayed in Figure 3. The agreement is excellent for all but the smallest times at which the dynamics is still dominated by molecular kinetics rather than by hydrodynamic laws and also for those times  $t = \sqrt{n^2 + l^2} L / c_s$ , with integer numbers  $n, l$ ,

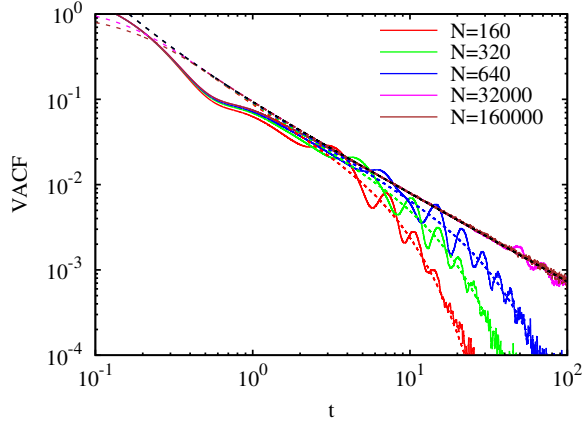


Figure 3: The graphs of the VACF resulting from MD simulations (solid line) and from the finite-size equation (eq 3) (dotted line) are compared with each other for different system sizes.

at which a signal propagating with sound velocity  $c_s$  may return to its starting point. Here the sound velocity is denoted as  $c_s = \sqrt{(\partial p / \partial \rho)_S / m}$  with the pressure  $p$  and entropy  $S$ .<sup>26</sup> The small humps of  $C(t)$  at the respective times are not reproduced by the expression (eq 3), because only the contribution of the diffusive transversal velocity field is considered and the propagation of longitudinal part is neglected.<sup>27</sup>

For finite systems both the viscosity coefficient and the diffusion coefficient converge to a finite value however with different size dependencies. While the diffusion constant  $D = \lim_{t \rightarrow \infty} D(t) \propto \ln L$  diverges with  $L = \sqrt{N/\rho}$ , the viscosity attains a finite value in this limit in accordance with other numerical studies of two-dimensional fluids with pairwise short-range repulsive interactions.<sup>28,29</sup> Based on MD simulations for different system sizes, we found  $\nu = \lim_{t \rightarrow \infty} \nu(t) = 1.4769 - 0.9859/L$ . For later use we note that the time-integral of the viscosity can be represented as  $\int_0^t dt' \nu(t') = \nu t + b$  where  $b = -0.2674$  is almost independent of  $L$ . Further details of our study related to the viscosity will be published elsewhere.

In the thermodynamic limit, i.e. for  $L \rightarrow \infty$  with the density  $\rho$  kept constant, the sum

on  $\mathbf{k}$  can be replaced by an integral yielding

$$C(t) = \frac{k_B T}{m\rho} \frac{1}{4\pi \int_0^t [D(t') + \nu(t')] dt'}. \quad (4)$$

For three-dimensional systems the right-hand side is multiplied by a factor of two, and the denominator containing the time integral is taken to the power 3/2. The diffusion as well as the viscosity coefficients can be replaced by constant values  $D$  and  $\nu$ , respectively, leading to the notorious long-time tail of the VACF,  $C(t) \propto t^{-3/2}$  in three dimensions.<sup>12,30–32</sup>

Substituting the viscosity integral by the form  $\nu t + b$  inferred from our MD simulations, eq 4 becomes a relation between the time-dependent VACF  $C(t)$  and the diffusion coefficient  $D(t)$  of a two-dimensional fluid. Further, introducing the function

$$G(t) \equiv \int_0^t D(t') dt' + \nu t + b = \frac{1}{4} \langle \Delta \mathbf{r}^2(t) \rangle + \nu t + b \quad (5)$$

and observing that  $C(t) = 2\dot{D}(t) = 2\ddot{G}(t)$  one obtains from eq 4 the following closed equation for the auxiliary function  $G(t)$ :

$$\ddot{G}(t) = \frac{a}{G(t)}, \quad (t \geq t_0) \quad (6)$$

with  $a = k_B T / (8\pi m\rho)$ . The auxiliary function  $G(t)$  can be interpreted as the position of a particle of mass 1 moving in a repulsive logarithmic potential  $-a \ln G$ . Consequently, the “energy”  $E = \dot{G}^2(t)/2 - a \ln G$  is conserved and the general solution of eq 6 is readily found as

$$G(t) = \exp \left[ -\frac{E}{a} + \operatorname{erfi}^{-1}(s(t))^2 \right], \quad (7)$$

where  $\operatorname{erfi}^{-1}(z)$  denotes the inverse function of the imaginary error function  $\operatorname{erfi}(z) = \frac{2}{\sqrt{\pi}} \int_0^z du e^{u^2}$ , and

$$s(t) = \sqrt{2ae^{E/a}}(t - t_0) + \operatorname{erfi}(|\dot{G}(t_0)|/\sqrt{2a}) \quad (8)$$



is a scaled and shifted time variable. Using eq 5 relating  $G(t)$  and the MSD we determined the parameters  $E = \dot{G}(t_0)^2/2 - a \ln G(t_0)$  and  $c \equiv e^{-E/a} \operatorname{erfi}(|\dot{G}(t_0)|/\sqrt{2a})/\sqrt{2a} - t_0$  for initial times varying in the interval  $7 \leq t_0 \leq 7.5$  in such a way that the difference between the MSD following from MD simulations of a system with 160,000 particles and its value according to eq 6 becomes minimal for times  $7 \leq t \leq 110$ . A comparison for larger times is not meaningful because of finite size effects manifesting themselves as a series of humps caused by the sound velocity of the fluid, see Figure 3. We found optimal parameter values as  $E = 1.3688$  and  $c = -0.1585$ . The MSD, the diffusion coefficient, and the VACF then assume the following forms

$$\langle \Delta \mathbf{r}^2(t) \rangle = 4 \left[ \exp \left[ -\frac{E}{a} + \operatorname{erfi}^{-1}(s(t))^2 \right] - \nu t - b \right], \quad (9)$$

$$D(t) = \sqrt{2a} \operatorname{erfi}^{-1}(s(t)) - \nu, \quad (10)$$

$$C(t) = 2a \exp \left[ \frac{E}{a} - \operatorname{erfi}^{-1}(s(t))^2 \right]. \quad (11)$$

Figure 1 presents a comparison of the MSD according to eq 9 and estimates from MD simulations. The agreement is excellent up to a characteristic time beyond which finite size effects become influential.

In order to elucidate the asymptotic behavior of the above expressions we make use of the approximation

$$\operatorname{erfi}^{-1}(s) \approx \left\{ \ln s + \frac{1}{2} \ln \left[ \pi \left( \ln s + \frac{1}{2} \ln \{ \pi [\ln s + \dots] \} \right) \right] \right\}^{1/2} \quad (12)$$

holding for large argument  $s$ . It follows from the leading term of the asymptotic expansion of the imaginary error function  $\operatorname{erfi}(x) \approx e^{x^2}/(x\sqrt{\pi})$  by successive inversion.<sup>33</sup> For  $C(t)$ ,  $D(t)$ , and  $\langle \Delta \mathbf{r}^2(t) \rangle$ , the influence of the order of approximation for the inverse imaginary error function is compared in Figure 4. Using the lowest-order approximations,  $\operatorname{erfi}^{-1}(s) \approx [\ln s]^{1/2}$  and  $\operatorname{erfi}^{-1}(s) \approx [\ln s + \frac{1}{2} \ln(\pi \ln s)]^{1/2}$ , one obtains  $C^{(0)}(t) = 2ae^{E/a}s^{-1}$

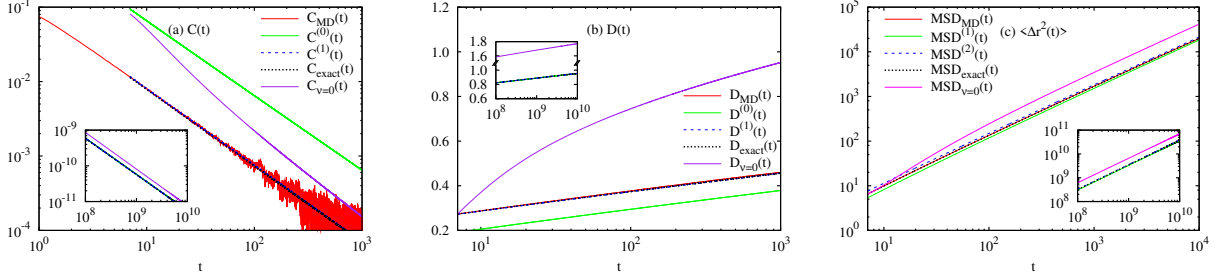


Figure 4: MD results for the VACF of a system with 160,000 particles as a function of time are compared in (a) with the exact expression (eq 11) and several approximations thereof. The lowest-order approximation  $C^{(0)}(t)$  and  $C_{\nu=0}(t)$  show sensible deviations, while the first-order approximation  $C^{(1)}(t)$  is virtually indistinguishable from the exact solution  $C_{\text{exact}}(t)$ . Likewise, the different level of approximations for  $D(t)$  and  $\langle \Delta \mathbf{r}^2(t) \rangle$  are presented in panels (b) and (c), respectively. For  $D(t)$  the exact expression (eq 10), its approximation  $D^{(1)}(t)$ , and the MD simulation result agree one another while  $D^{(0)}(t)$  and  $D_{\nu=0}(t)$  visibly deviate. In the case of MSD, the exact expression (eq 9),  $\langle \Delta \mathbf{r}^2(t) \rangle^{(2)}$ , and the MD result agree with each other, however  $\langle \Delta \mathbf{r}^2(t) \rangle^{(1)}$  and  $\langle \Delta \mathbf{r}^2(t) \rangle_{\nu=0}$  show visible deviations. The lowest-order approximation  $\langle \Delta \mathbf{r}^2(t) \rangle^{(0)}$  is not shown because it gives negative values. The inset in each panel demonstrates that the deviations of the  $\nu = 0$  expressions are still present for very large times, whereas  $C^{(0)}(t)$ ,  $D^{(0)}(t)$ ,  $\langle \Delta \mathbf{r}^2(t) \rangle^{(1)}$ , and higher-order approximations agree with the corresponding exact solutions.

and  $C^{(1)}(t) = 2ae^{E/a} \left( s(t) \sqrt{\pi \ln s(t)} \right)^{-1}$ . Likewise one finds  $D^{(0)}(t) = \sqrt{2a} \sqrt{\ln s(t)} - \nu$  and  $D^{(1)}(t) = \left[ 2a \left( \ln s(t) + \frac{1}{2} \ln(\pi \ln s(t)) \right) \right]^{1/2} - \nu$ . Going to the next higher order approximation one obtains  $C^{(2)}(t) = 2ae^{E/a} \left( s(t) \sqrt{\pi \left( \ln s(t) + \frac{1}{2} \ln(\pi \ln s(t)) \right)} \right)^{-1}$  for the VACF and accordingly  $D^{(2)}(t) = \left[ 2a \left( \ln s(t) + \frac{1}{2} \ln(\pi [\ln s(t) + \frac{1}{2} \ln(\pi \ln s(t))]) \right) \right]^{1/2} - \nu$  for the diffusion coefficient. For the MSD it turns out that the lowest-order approximation  $\langle \Delta \mathbf{r}^2(t) \rangle^{(0)} = 4[e^{-E/a}s(t) - \nu t - b]$  is insufficient because it attains a negative value. To the first-order one finds  $\langle \Delta \mathbf{r}^2(t) \rangle^{(1)} = 4[e^{-E/a}s(t) \sqrt{\pi \ln s(t)} - \nu t - b]$  and to the second order  $\langle \Delta \mathbf{r}^2(t) \rangle^{(2)} = 4[e^{-E/a}s(t) \sqrt{\pi [\ln s(t) + \frac{1}{2} \ln(\pi \ln s(t))]} - \nu t - b]$ . As demonstrated in Figure 4, the VACF is already well described by the first-order approximation. Only if the viscosity is disregarded, yielding  $C_{\nu=0}(t)$  and  $D_{\nu=0}(t)$ , a marked deviation is noticeable. For the diffusion coefficient and similarly for the MSD the first- and second-order approximations almost exactly agree with the exact solution and the MD result.

The decisive difference between standard self-consistent mode-coupling theory and the

present self-consistent theory relies on the appearance of the modified time-like variable  $s(t)$ . Due to the large factor  $e^{E/a} \approx 10^8$  multiplying  $t$  in  $s(t)$  the logarithmic corrections  $\ln s(t) \approx E/a + \ln t$  are strongly enhanced by an additive constant that becomes negligible only at extremely large times  $t \gg 10^8$ .

Summarizing we determined the asymptotic behavior of self-diffusion in two-dimensional liquids based on the thermodynamic-limit form (eq 4) of a self-consistent equation (eq 3) relating the VACF and the diffusion coefficient under the assumption that the viscosity approaches a finite, non-vanishing value in the thermodynamic limit. The resulting behavior of the VACF assumes the same functional form of the standard self-consistent mode-coupling theory  $C(t) \propto (t\sqrt{\ln t})^{-1}$  with the essential difference that the time is scaled by a large factor. While the scaling behavior as predicted by the standard theory sets in only for unobservably large times, our expression for  $C(t) \propto (s(t)\sqrt{\ln s(t)})^{-1}$  as well as the according expressions for the diffusion coefficient and the MSD hold for all those times that are larger than the kinetic time scale set by the molecular interactions.

## Acknowledgement

This work was supported by the U.S. Department of Energy, Office of Science, Office of Advanced Scientific Computing Research, Applied Mathematics Program under Contract No. DE-AC02-05CH11231 and Award No. DE-SC0008271, and Korea Advanced Institute of Science and Technology (KAIST), College of Natural Science, Research Enhancement Support Program under Grant No. A0702001005. The computation was partially done at the supercomputer system of Graduated School of Medical Life Science, Yokohama City University. C.K. would like to thank Xiantao Li for informative discussions.

## Supporting Information Available

The following files are available free of charge. Derivation of the equation 3. This material

is available free of charge via the Internet at <http://pubs.acs.org>.

## References

- (1) Alder, B. J.; Wainwright, T. E. Decay of the Velocity Autocorrelation Function. *Phys. Rev. A* **1970**, *1*, 18–21.
- (2) Wainwright, T. E.; Alder, B. J.; Gass, D. M. Decay of Time Correlations in Two Dimensions. *Phys. Rev. A* **1971**, *4*, 233–237.
- (3) Kawasaki, K. Long Time Behavior of the Velocity Autocorrelation Function. *Phys. Lett. A* **1970**, *32*, 379–380.
- (4) Keyes, T.; Ladanyi, B. “Long Time Tails” in Finite Systems. *J. Chem. Phys.* **1975**, *62*, 4787–4789.
- (5) van der Hoef, M. A.; Frenkel, D. Evidence for Faster-Than- $t^{-1}$  Decay of the Velocity Autocorrelation Function in a 2D Fluid. *Phys. Rev. Lett.* **1991**, *66*, 1591–1594.
- (6) van der Hoef, M. A.; Frenkel, D.; Ladd, A. J. C. Self-Diffusion of Colloidal Particles in a Two-Dimensional Suspension: Are Deviations from Fick’s Law Experimentally Observable? *Phys. Rev. Lett.* **1991**, *67*, 3459–3462.
- (7) Donev, A.; Bell, J. B.; de la Fuente, A.; Garcia, A. L. Enhancement of Diffusive Transport by Non-Equilibrium Thermal Fluctuations. *J. Stat. Mech.: Theory Exp.* **2011**, *2011*, P06014.
- (8) Nie, D.; Wang, Y.; Zhang, K. Long-Time Decay of the Translational/Rotational Velocity Autocorrelation Function for Colloidal Particles in Two Dimensions. *Comput. Math. Appl.* **2011**, *61*, 2152–2157.
- (9) Ferrario, M.; Fiorino, A.; Ciccotti, G. Long-Time Tails in Two-Dimensional Fluids by Molecular Dynamics. *Physica A* **1997**, *240*, 268–276.
- (10) Isobe, M. Long-Time Tail of the Velocity Autocorrelation Function in a Two-Dimensional Moderately Dense Hard-Disk Fluid. *Phys. Rev. E* **2008**, *77*, 021201.

- (11) Meier, K.; Laesecke, A.; Kabelac, S. Transport Coefficients of the Lennard-Jones Model Fluid. II Self-Diffusion. *J. Chem. Phys.* **2004**, *121*, 9526–9535.
- (12) Dib, R. F. A.; Ould-Kaddour, F.; Levesque, D. Long-Time Behavior of the Velocity Autocorrelation Function at Low Densities and near the Critical Point of Simple Fluids. *Phys. Rev. E* **2006**, *74*, 011202.
- (13) Richardson, L. F. Atmospheric Diffusion Shown on a Distance-Neighbour Graph. *Proc. R. Soc. A* **1926**, *110*, 709–737.
- (14) Klafter, J.; Blumen, A.; Shlesinger, M. F. Stochastic Pathway to Anomalous Diffusion. *Phys. Rev. A* **1987**, *35*, 3081–3085.
- (15) Latora, V.; Rapisarda, A.; Ruffo, S. Superdiffusion and Out-of-Equilibrium Chaotic Dynamics with Many Degrees of Freedoms. *Phys. Rev. Lett.* **1999**, *83*, 2104–2107.
- (16) Metzler, R.; Klafter, J. The Restaurant at the End of the Random Walk: Recent Developments in the Description of Anomalous Transport by Fractional Dynamics. *J. Phys. A: Math. Gen.* **2004**, *37*, R161–R208.
- (17) Shin, H. K.; Kim, C.; Talkner, P.; Lee, E. K. Brownian Motion from Molecular Dynamics. *Chem. Phys.* **2010**, *375*, 316–326.
- (18) Shin, H. K.; Choi, B.; Talkner, P.; Lee, E. K. Normal versus Anomalous Self-Diffusion in Two-Dimensional Fluids: Memory Function Approach and Generalized Asymptotic Einstein Relation. *J. Chem. Phys.* **2014**, *141*, 214112.
- (19) Metzler, R.; Jeon, J.-H.; Cherstvy, A. G.; Barkai, E. Anomalous Diffusion Models and Their Properties: Non-Stationarity, Non-Ergodicity, and Ageing at the Centenary of Single Particle Tracking. *Phys. Chem. Chem. Phys.* **2014**, *16*, 24128–24164.
- (20) Zaburdaev, V.; Denisov, S.; Klafter, J. Lévy Walks. *Rev. Mod. Phys.* **2015**, *87*, 483–530.
- (21) Liu, B.; Goree, J. Superdiffusion in Two-Dimensional Yukawa Liquids. *Phys. Rev. E* **2007**, *75*, 016405.
- (22) Ott, T.; Bonitz, M. Is Diffusion Anomalous in Two-Dimensional Yukawa Liquids? *Phys. Rev. Lett.* **2009**, *103*, 195001.

- (23) Zwanzig, R. *Nonequilibrium Statistical Mechanics*; Oxford University Press, 2001.
- (24) Weeks, J. D.; Chandler, D.; Andersen, H. C. Role of Repulsive Forces in Determining the Equilibrium Structure of Simple Liquids. *J. Chem. Phys.* **1971**, *54*, 5237–5247.
- (25) Rapaport, D. C. *The Art of Molecular Dynamics Simulation*; Cambridge University Press, 2004.
- (26) Lustig, R. Statistical Thermodynamics in the Classical Molecular Dynamics Ensemble. I. Fundamentals. *J. Chem. Phys.* **1994**, *100*, 3048–3059.
- (27) Hansen, J.-P.; McDonald, I. R. *Theory of Simple Liquids: With Applications to Soft Matter*; Academic Press, 2013.
- (28) Isobe, M.; Alder, B. J. Molasses Tail in Two Dimensions. *Mol. Phys.* **2009**, *107*, 609–613.
- (29) Isobe, M.; Alder, B. J. Study of Transient Nuclei near Freezing. *Prog. Theor. Phys. Suppl.* **2010**, *184*, 439–450.
- (30) Ernst, M. H.; Hauge, E. H.; van Leeuwen, J. M. J. Asymptotic Time Behavior of Correlation Functions. I. Kinetic Terms. *Phys. Rev. A* **1971**, *4*, 2055–2065.
- (31) Dorfman, J. R.; Cohen, E. G. D. Velocity-Correlation Functions in Two and Three Dimensions: Low Density. *Phys. Rev. A* **1972**, *6*, 776–790.
- (32) Pomeau, Y.; Résibois, P. Time Dependent Correlation Functions and Mode-Mode Coupling Theories. *Phys. Rep.* **1975**, *19*, 63–139.
- (33) Abramowitz, M.; Stegun, I. A. *Handbook of Mathematical Functions: With Formulas, Graphs, and Mathematical Tables*; National Bureau of Standards, 1964.

Supporting information for:

# Nature of Self-Diffusion in Two-Dimensional Fluids

Bongsik Choi,<sup>†</sup> Kyeong Hwan Han,<sup>†</sup> Changho Kim,<sup>‡</sup> Peter Talkner,<sup>¶</sup> Akinori  
Kidera,<sup>§</sup> and Eok Kyun Lee<sup>\*,†</sup>

<sup>†</sup>*Department of Chemistry, Korea Advanced Institute of Science and Technology (KAIST),  
291 Daehak-ro, Yuseong-gu, Daejeon 34141, Republic of Korea*

<sup>‡</sup>*Computational Research Division, Lawrence Berkeley National Laboratory,  
1 Cyclotron Road, Berkeley, California 94720, USA*

<sup>¶</sup>*Institut für Physik, Universität Augsburg,  
Universitätsstraße 1, 86159 Augsburg, Germany*

<sup>§</sup>*Graduate School of Medical Life Science, Yokohama City University,  
Yokohama 230-0045, Japan*

E-mail: ekleee@kaist.ac.kr

## Derivation of the equation 3

Equation 3 in the main text, which reads

$$C(t) = \frac{k_B T}{m \rho L^2} \sum_{\mathbf{k} \neq \mathbf{0}} e^{-k^2 \int_0^t [D(t') + \nu(t')] dt'}, \quad (1)$$

provides a self-consistency relation between the VACF  $C(t)$  and the time-dependent diffusion coefficient  $D(t)$ . Here,  $\nu(t)$  is the time-dependent kinematic viscosity coefficient. For the sake of the reader we review its derivation<sup>S1–S3</sup> based on the laws of linearized hydrodynamics.<sup>S3,S4</sup>

By introducing the average  $\langle \mathbf{v}(t) | \mathbf{v}_0 \rangle$  of the velocity  $\mathbf{v}$  of a tagged particle at time  $t$ , *conditioned* on the particle's initial velocity  $\mathbf{v}_0$ , one can express the VACF in terms of the average over all initial velocities. Without loss of generality, we assume that the particle is initially moving along the positive  $x$ -axis, that is,  $\mathbf{v}_0 = (v_0, 0)$  with  $v_0 > 0$ . Then,  $C(t)$  is expressed as

$$C(t) = \langle v_0 \langle v_x(t) | v_0 \rangle \rangle. \quad (2)$$

Note that the outer average is defined by the Maxwell–Boltzmann distribution (of  $v_0 = |\mathbf{v}_0|$ ) at the temperature of the fluid. From now on, as in eq 2, we denote the dependence on the initial condition by  $\langle \cdot | v_0 \rangle$  or  $( \cdot ; v_0 )$ .

The conditional average of the tagged particle can be approximated by using a spatial average with the fluid velocity field  $\mathbf{u}(\mathbf{r}, t; v_0)$ , which is the solution of the linearized Navier–Stokes equations with the initial condition  $\mathbf{u}(\mathbf{r}, 0; v_0) = \frac{1}{\rho} \delta(\mathbf{r}) \mathbf{v}_0$ . That is, the conditional average is expressed as

$$\langle \mathbf{v}(t) | v_0 \rangle = \int \mathbf{u}(\mathbf{r}, t; v_0) P(\mathbf{r}, t) d\mathbf{r}, \quad (3)$$

where  $P(\mathbf{r}, t)$  describes the spreading of the tagged particle in space being determined by the mass diffusion equation

$$\frac{\partial P(\mathbf{r}, t)}{\partial t} = D(t) \nabla^2 P(\mathbf{r}, t) \quad (4)$$



with the initial condition  $P(\mathbf{r}, 0) = \delta(\mathbf{r})$ . The velocity field  $\mathbf{u}(\mathbf{r}, t; v_0)$  can be split into longitudinal and transversal components,  $\mathbf{u}_{\parallel}(\mathbf{r}, t; v_0)$  and  $\mathbf{u}_{\perp}(\mathbf{r}, t; v_0)$ , respectively. The longitudinal part describes sound propagation, which is fast. It leads to a rapidly decaying contribution to the correlation function and therefore can be neglected at large times. The remaining transversal contribution is governed by the following vorticity diffusion equation

$$\frac{\partial}{\partial t} \mathbf{u}_{\perp}(\mathbf{r}, t|v_0) = \nu(t) \nabla^2 \mathbf{u}_{\perp}(\mathbf{r}, t|v_0). \quad (5)$$

Both diffusion equations eq 4 and eq 5 are conveniently solved by means of a spatial Fourier transformation, yielding

$$\tilde{P}(\mathbf{k}, t) = e^{-k^2 \int_0^t D(t') dt'}, \quad (6)$$

$$\tilde{u}_{\perp,x}(\mathbf{k}, t|v_0) = \frac{v_0}{\rho} \left( 1 - \frac{k_x^2}{k^2} \right) e^{-k^2 \int_0^t \nu(t') dt'}, \quad (7)$$

where a tilde specifies the spatial Fourier transformation and  $\mathbf{k} = 2\pi\mathbf{n}/L$  is a vector in the reciprocal space with  $\mathbf{n} = (n_x, n_y)$  being a pair of integers. Parseval's theorem allows one to transform the spatial integral in eq 3 into a sum over all allowed reciprocal vectors, yielding upon averaging over  $v_0$  the desired result, eq 1. A similar equation was obtained by Erpenbeck and Wood.<sup>S2</sup>

## References

- (S1) Ernst, M. H.; Hauge, E. H.; van Leeuwen, J. M. J. *Phys. Rev. A* **1971**, *4*, 2055–2065.
- (S2) Erpenbeck, J. J.; Wood, W. W. *Phys. Rev. A* **1982**, *26*, 1648–1675.
- (S3) Hansen, J.-P.; McDonald, I. R. *Theory of Simple Liquids: With Applications to Soft Matter*; Academic Press, 2013.
- (S4) Boon, J. P.; Yip, S. *Molecular Hydrodynamics*; Dover Publications, 1980.