

A gauge-invariant master equation for strongly interacting dipoles

Adam Stokes¹ and Ahsan Nazir¹

¹*Photon Science Institute and School of Physics & Astronomy,
The University of Manchester, Oxford Road, Manchester, M13 9PL, United Kingdom,
(Dated: December 14, 2024)*

We consider a pair of dipoles for which direct electrostatic dipole-dipole interactions may be significantly larger than the coupling to transverse radiation. We derive a master equation using the Coulomb gauge, which naturally enables us to include the inter-dipole Coulomb energy within the system Hamiltonian rather than the interaction. In contrast, the standard master equation for a two-dipole system, which depends entirely on well-known gauge-invariant S -matrix elements, is usually derived using the multipolar gauge, wherein there is no explicit inter-dipole Coulomb interaction. We show using a generalised arbitrary-gauge light-matter Hamiltonian that this master equation is obtained in other gauges only if the inter-dipole Coulomb interaction is kept within the interaction Hamiltonian rather than the unperturbed part as in our derivation. Thus, our master equation, while still gauge-invariant, depends on different S -matrix elements, which give separation-dependent corrections to the standard matrix elements describing resonant energy transfer and collective decay. The two master equations coincide in the large separation limit where static couplings are negligible. We provide an application of our master equation by finding separation-dependent corrections to the natural emission spectrum of the two-dipole system.

PACS numbers: 32.10.-f

I. INTRODUCTION

Dipole-dipole interactions are central to several important effects in atomic and molecular physics. Early studies by Eisenschitz, London and Förster [1, 2] treated dipolar interactions as perturbative effects arising from direct electrostatic coupling. Molecular quantum electrodynamics (QED) extends these treatments by incorporating retardation effects due to finite signal propagation. As was first shown by Casimir and Polder [3], a striking retardation effect occurs at large separations $R/\lambda \gg 1$ where the R^{-6} dependence of the dispersion energy is increasingly replaced by an R^{-7} dependence.

In order to study the dynamics of systems of interacting dipoles open quantum systems theory has proven useful [4]. The master equation formalism can be used to obtain dynamical information about state populations and coherences, and to obtain fluorescence spectra [5–8]. As will be confirmed in this work, the standard second-order Born-Markov-secular master equation describing two dipoles within a common radiation reservoir depends entirely on well-known quantum electrodynamics (QED) matrix elements. These matrix elements describe dipole-dipole coupling and decay with retardation effects included. This master equation is obtained by treating the direct electrostatic coupling between the dipoles as a perturbation along with the coupling to transverse radiation. However, it is clear that if the former is sufficiently strong this approach may not be justified, in analogy with the case of externally imposed interactions [9]. Here we consider a system of free dipoles strongly coupled by dipole-dipole interactions. Our focus is on discerning the full dependence of the physics on the inter-dipole separation. We also delineate how microscopic gauge-freedom effects the ensuing master equation derivation.

An important class of systems strongly coupled by dipole-dipole interactions are Rydberg atoms, which have been of interest for some time [10]. In recent years dipole-dipole interactions of Rydberg atoms have been the subject of numerous experimental and theoretical works [11–23]. Recently the first experimental confirmation of Förster resonant energy transfer was demonstrated using two Rydberg atoms separated by $15\mu\text{m}$ [14]. This type of resonant energy transfer is an important mechanism within photosynthesis, whose quantum nature is of continued interest within open quantum systems theory [24]. Dipole-dipole interactions of Rydberg atoms also offer promising means of implementing quantum gates in which adjacent Rydberg states are treated as effective two-level systems and dipolar interactions are tuned with the use of lasers [21].

Such adjacent Rydberg states are typically separated by microwave transitions, which for small enough separations can be matched or even exceeded by the electrostatic dipole-dipole interaction strength divided by \hbar . Thus, a novel regime of *strong electrostatic coupling* occurs, in which the usual weak-coupling theory is expected to break down. A repartitioning of the Hamiltonian is necessary in order to identify a genuinely weak system-reservoir interaction, which can then constitute the starting point for perturbation theory. More specifically, we include the direct inter-dipole Coulomb energy within the unperturbed part of the Hamiltonian and only treat the coupling to transverse radiation as a weak perturbation. The master equation we derive exhibits a different dependence on the inter-dipole separation, and this has important consequences for the predicted physics. The rates of collective decay and resonant energy transfer are altered, as are the properties of the light emitted by the system.

There are five sections in this paper. We begin in Section II by reviewing the standard one and two dipole mas-

ter equations in the Born-Markov and secular approximations. We show how the standard two-dipole master equation can be obtained for various choices of gauge for the microscopic Hamiltonian. Our purpose is to clearly identify limitations in the standard derivation, which is usually always performed using the multipolar gauge [4]. In Section III we derive an alternative master equation describing the two-dipole system, which only reduces to the standard result in the limit of vanishing direct electrostatic coupling between the dipoles. This occurs in particular, in the limit of large separation. In Section IV we solve the master equation derived in Section III and compare the solution with that of the standard master equation. In section IV B we obtain corrections to the emission spectrum of the two-dipole system. Finally in Section V we summarise our findings. Unless otherwise stated we assume natural units $\hbar = \epsilon_0 = c = 1$ throughout.

II. GAUGE-INVARIANT MASTER EQUATIONS

A. Gauge invariance and QED S -matrix elements: relation to the master equation formalism

Our motivation for discussing the gauge-invariance of the S -matrix and its relation to the master equation formalism is to identify sufficient conditions in order that the same master equation can be obtained from different microscopic Hamiltonians. This will be important when it comes to deriving the two-dipole master equation in the following sections.

Let us consider a single dipole within the electromagnetic bath, and assume that there are only two relevant states ($|g\rangle, |e\rangle$) of the dipole separated by energy $\omega_0 = \omega_e - \omega_g$. Associated raising and lowering operators are defined by $\sigma^+ = |e\rangle\langle g|$ and $\sigma^- = |g\rangle\langle e|$. The electromagnetic bath is described by creation and annihilation operators $a_{\mathbf{k}\lambda}^\dagger, a_{\mathbf{k}\lambda}$ for a single photon with momentum \mathbf{k} and polarisation λ . The photon frequency is denoted $\omega_k = |\mathbf{k}|$.

The energy of the dipole-field system is given by a Hamiltonian of the form $H = H_0 + V$, where

$$H_0 = \omega_0 \sigma^+ \sigma^- + \sum_{\mathbf{k}\lambda} \omega_k a_{\mathbf{k}\lambda}^\dagger a_{\mathbf{k}\lambda}, \quad (1)$$

defines the free (unperturbed) Hamiltonian and V denotes the interaction Hamiltonian. Gauge-freedom within the microscopic description results in the freedom to choose a number of possible interaction Hamiltonians. However, the Born-Markov-secular master equation is gauge-invariant [25] and for a single two-level dipole

reads

$$\begin{aligned} \dot{\rho} = & -i[\tilde{\omega}_0 \sigma^+ \sigma^-, \rho] \\ & + \gamma(N+1) \left(\sigma^- \rho \sigma^+ - \frac{1}{2} \{ \sigma^+ \sigma^-, \rho \} \right) \\ & + \gamma N \left(\sigma^+ \rho \sigma^- - \frac{1}{2} \{ \sigma^- \sigma^+, \rho \} \right), \end{aligned} \quad (2)$$

where $N = 1/(e^{\beta\omega_0} - 1)$ with β the inverse temperature of the radiation field.

Despite the gauge-dependence of the interaction V the level shift $\Delta = \tilde{\omega}_0 - \omega_0$ and decay rate γ are gauge-invariant (Appendix VI A). The decay rate γ is also temperature-independent. In the vacuum case $N = 0$ both constants γ and Δ can be expressed in terms of vacuum matrix elements as

$$\begin{aligned} \gamma &= 2\pi \sum_{\mathbf{k}\lambda} |\langle \mathbf{k}\lambda, g | V | 0, e \rangle|^2 \delta(\omega_k - \omega_0) = \frac{\omega_0^3 |\mathbf{d}|^2}{3\pi}, \\ \Delta &= \tilde{\omega}_0 - \omega_0 \\ &= \langle 0, e | V | 0, e \rangle + \sum_{\mathbf{k}\lambda} \frac{|\langle 0, e | V | \mathbf{k}\lambda, g \rangle|^2}{\omega_0 - \omega_k} \\ &\quad - \langle 0, g | V | 0, g \rangle + \sum_{\mathbf{k}\lambda} \frac{|\langle 0, g | V | \mathbf{k}\lambda, e \rangle|^2}{\omega_0 + \omega_k} \\ &= \int \frac{d^3k}{(2\pi)^3} \sum_{\lambda} |\mathbf{e}_{\mathbf{k}\lambda} \cdot \mathbf{d}|^2 \frac{\omega_0^3}{\omega_k(\omega_0^2 - \omega_k^2)}, \end{aligned} \quad (3)$$

where the continuum limit for wavevectors \mathbf{k} has been applied. Here $\mathbf{d} = -e \langle g | \mathbf{r} | e \rangle$ where $-e$ denotes the electronic charge and \mathbf{r} denotes the relative position operator of the dipole. The single photon state $|\mathbf{k}\lambda\rangle$ is defined by $|\mathbf{k}\lambda\rangle = a_{\mathbf{k}\lambda}^\dagger |0\rangle$. The $\mathbf{e}_{\mathbf{k}\lambda}$, $\lambda = 1, 2$ are mutually orthogonal polarisation unit vectors, which are both orthogonal to \mathbf{k} . The interaction Hamiltonian V in (3) is given by $V = H - H_0$ where H denotes the as yet unspecified total Hamiltonian.

The expressions in (3) can be obtained directly using stationary second order perturbation theory. The gauge-invariance of the master equation can be understood by noting that such on-energy-shell matrix elements are the same for two interaction Hamiltonians V and V' , constrained such that the corresponding total Hamiltonians are related by a unitary transformation e^{iT} as [26–28]

$$H = H_0 + V, \quad H' = e^{iT} H e^{-iT} = H_0 + V'. \quad (4)$$

For gauge-invariance to hold the unperturbed Hamiltonian H_0 must be identified as the same operator before and after the transformation by e^{iT} . This means that the unperturbed states used in perturbation theory always remain the same. Note however, that for this to be possible one does not require that H_0 must commute with T . The interaction component V' may simply be defined by $V' = H' - H_0$ and this operator need not coincide with $e^{iT} V e^{-iT}$. Indeed, typically H_0 does not commute

with T , meaning that it represents a different physical observable depending on the choice of interaction. As a result, general matrix elements $M_{fi}(t) = \langle f | M(t) | i \rangle$ between eigenstates $|f\rangle$ and $|i\rangle$ of H_0 will not be the same when the evolution of the operator M is determined by the different total Hamiltonians H and H' . In contrast the S -matrix element S_{fi} , formally defined by

$$S_{fi} = \lim_{\substack{t_f \rightarrow \infty \\ t_i \rightarrow -\infty}} \langle f | U_I(t_f, t_i) | i \rangle, \quad (5)$$

possesses the remarkable property that it is the *same* for either choice of interaction picture evolution operator [27]

$$\begin{aligned} U_I(t_f, t_i) &= e^{iH_0 t_f} e^{-iH(t_f - t_i)} e^{-iH_0 t_i}, \\ U_I'(t_f, t_i) &= e^{iH_0 t_f} e^{-iH'(t_f - t_i)} e^{-iH_0 t_i}. \end{aligned} \quad (6)$$

Moreover, the invariance of S_{fi} holds for arbitrary order of truncation of the Dyson series expansion of the interaction picture evolution. Since the spontaneous emission rate γ and level-shift Δ in Eq. (3) can be expressed entirely in terms of S -matrix elements they are gauge-invariant.

A suitable interaction Hamiltonian for use in Eq. (3) is the well-known Coulomb gauge interaction

$$V = \frac{e}{m} \mathbf{p} \cdot \mathbf{A}_T(\mathbf{0}) + \frac{e^2}{2m} \mathbf{A}_T(\mathbf{0})^2, \quad (7)$$

where \mathbf{A}_T denotes the transverse vector potential and \mathbf{p} denotes the dipole momentum operator such that $e\mathbf{p} = im\omega_0 \mathbf{d}$. We remark that the conventional derivation of the quantum optical master equation, as found in Ref. [29] for example, does not at any point involve the first order terms $\langle n | V | n \rangle$ ($|n\rangle = |0, e\rangle, |0, g\rangle$) in Eq. (3). These contributions are due to the $O(e^2)$ self-energy term within the interaction. In the case of the Coulomb gauge interaction this term (the \mathbf{A}_T^2 term) does not act within the dipole's Hilbert space, so that $\langle n | V | n \rangle$ is identical for the $n = e$ and $n = g$ cases. For this reason it does not contribute to the transition shift Δ in Eq. (3), which is the difference between excited and ground state shifts. It is important to note however, that one must account for all self-energy contributions when explicitly verifying that quantities are gauge-invariant. In particular, to verify that the ground and excited level-shifts are separately gauge-invariant, these first order (in V) contributions to Eq. (3) must be taken into account (see Appendix VI A).

In the general case that the temperature of the radiation field is arbitrary, the self-energy contributions can be incorporated into the master equation by defining the Hamiltonian

$$\tilde{H}_d = (\omega_0 + \delta_e^{(2)} - \delta_g^{(2)}) \sigma^+ \sigma^-, \quad (8)$$

where the excited and ground state self-energy shifts are defined as

$$\delta_n^{(2)} = \text{tr}(V | n \rangle \langle n | \otimes \rho_F^{\text{eq}}) = \text{tr}(V^{(2)} | n \rangle \langle n | \otimes \rho_F^{\text{eq}}), \quad (9)$$

in which $n = e, g$, $\rho_F^{\text{eq}}(\beta) = e^{-\beta \sum_{\mathbf{k}\lambda} \omega_{\mathbf{k}} a_{\mathbf{k}\lambda}^\dagger a_{\mathbf{k}\lambda}} / \text{tr}(e^{-\beta \sum_{\mathbf{k}\lambda} \omega_{\mathbf{k}} a_{\mathbf{k}\lambda}^\dagger a_{\mathbf{k}\lambda}})$, and $V^{(2)}$ denotes the self-energy ($O(e^2)$) part of the interaction Hamiltonian. Since $V^{(2)}$ is gauge-dependent we cannot include the self-energy shifts within the unperturbed Hamiltonian H_0 without ruining the gauge-invariance of the S -matrix elements obtained using the unperturbed states. Instead we replace the free system Hamiltonian in the usual Born-Markov master equation with the shifted Hamiltonian \tilde{H}_d directly to obtain

$$\begin{aligned} \dot{\rho} &= -i[\tilde{H}_d, \rho] \\ &- e^{-iH_0 t} \int_0^\infty ds \text{tr}_F [V_I(t), [V_I(t-s), \rho_I(t) \otimes \rho_F^{\text{eq}}]] e^{iH_0 t}. \end{aligned} \quad (10)$$

This master equation automatically includes the level shifts due to $V^{(2)}$ within the unitary evolution part, but the rest of the master equation is expressed in terms of the original partition $H = H_0 + V$, which is necessary in order to maintain gauge-invariance. As mentioned, in the case of the Coulomb gauge interaction in Eq. (7) the additional term in \tilde{H}_d vanishes identically. However, different gauges incur different interaction Hamiltonians, and therefore different shifts $\delta_{e,g}^{(2)}$. We verify in Appendix VI A that in the general case of arbitrary temperature the transition shift $\tilde{\omega}_0 - \omega_0$ is gauge-invariant, and that when $N = 0$ it coincides with Δ given in Eq. (3). Thus, the master equation (10) is gauge-invariant and coincides with Eq. (2).

In summary, we have shown that the master equation obtained from different, unitarily equivalent microscopic Hamiltonians is the same provided it depends only on S -matrix elements. S -matrix elements are invariant if the bare Hamiltonian H_0 is kept the same for each choice of total Hamiltonian. In what follows this will be seen to be significant for the derivation of the master equation describing two strongly coupled dipoles.

B. Standard two-dipole master equation

Let us now turn our attention to the analogous result to Eq. (2) for the case of two identical interacting dipoles at positions \mathbf{R}_1 and \mathbf{R}_2 within a common radiation reservoir. The transition dipole moments and transition frequencies of the dipoles are independent of the dipole label and are denoted \mathbf{d} and ω_0 respectively. An important quantity in the two-dipole system dynamics is the inter-dipole separation $R = |\mathbf{R}_2 - \mathbf{R}_1|$. In terms of R we can identify in the usual way three distinct parameter regimes: $R \ll \omega_0^{-1}$ is the near zone in which R^{-3} -dependent terms dominate, $R \sim \lambda_0^{-1}$ is the intermediate zone in which R^{-2} -dependent terms may become significant, and $R \gg \omega_0^{-1}$ is the far-zone (radiation zone) in which R^{-1} -dependent terms dominate.

Like the single dipole master equation (2), the standard two-dipole master equation, which can be found in

Ref. [4] for example, depends entirely on gauge-invariant matrix elements, though it is usually derived in the multipolar gauge. It reads

$$\begin{aligned} \dot{\rho} = & -i\tilde{\omega}_0 \sum_{\mu} [\sigma_{\mu}^{+} \sigma_{\mu}^{-}, \rho] - i\Delta_{12} \sum_{\mu \neq \nu} [\sigma_{\mu}^{+} \sigma_{\nu}^{-}, \rho] \\ & + \sum_{\mu\nu} \gamma_{\mu\nu} \left[(N+1) \left(\sigma_{\mu}^{-} \rho \sigma_{\nu}^{+} - \frac{1}{2} \{ \sigma_{\mu}^{+} \sigma_{\nu}^{-}, \rho \} \right) \right. \\ & \left. + N \left(\sigma_{\mu}^{+} \rho \sigma_{\nu}^{-} - \frac{1}{2} \{ \sigma_{\mu}^{-} \sigma_{\nu}^{+}, \rho \} \right) \right], \quad (11) \end{aligned}$$

where

$$\begin{aligned} \gamma_{\mu\mu} &= \gamma, \\ \tilde{\omega}_0 &= \omega_0 + \Delta, \\ \gamma_{12} &= \gamma_{21} = d_i d_j \tau_{ij}(\omega_0, R), \\ \Delta_{12} &= d_i d_j V_{ij}(\omega_0, R), \end{aligned} \quad (12)$$

with

$$\begin{aligned} \tau_{ij}(\omega_0, R) &= \frac{\omega_0^3}{2\pi} \left((\delta_{ij} - \hat{R}_i \hat{R}_j) \frac{\sin \omega_0 R}{\omega_0 R} \right. \\ &\quad \left. + (\delta_{ij} - 3\hat{R}_i \hat{R}_j) \left[\frac{\cos \omega_0 R}{(\omega_0 R)^2} - \frac{\sin \omega_0 R}{(\omega_0 R)^3} \right] \right), \\ V_{ij}(\omega_0, R) &= -\frac{\omega_0^3}{4\pi} \left((\delta_{ij} - \hat{R}_i \hat{R}_j) \frac{\cos \omega_0 R}{\omega_0 R} \right. \\ &\quad \left. - (\delta_{ij} - 3\hat{R}_i \hat{R}_j) \left[\frac{\sin \omega_0 R}{(\omega_0 R)^2} + \frac{\cos \omega_0 R}{(\omega_0 R)^3} \right] \right). \end{aligned} \quad (13)$$

In Eq. (12) and throughout we denote spatial components with Latin indices and adopt the convention that repeated Latin indices are summed.

Let us briefly review the master equation coefficients in turn. The decay rate $\gamma_{\mu\mu} = \gamma$ in Eq. (11) is the usual single-dipole spontaneous emission rate given in Eq. (3). The shifted frequency $\tilde{\omega}_0 = \omega_0 + \Delta$ in Eq. (11) is the same frequency as appears in the single-dipole master equation (2). In the case of two dipoles Δ simply applies to the transition frequency of each dipole separately and is given by

$$\Delta = \int \frac{d^3 k}{(2\pi)^3} \sum_{\lambda} |\mathbf{e}_{\lambda}(\mathbf{k}) \cdot \mathbf{d}|^2 (1 + 2N_k) \frac{\omega_0^3}{\omega_k(\omega_0^2 - \omega_k^2)}, \quad (14)$$

which for $N_k = 0$ coincides with Eq. (3).

The quantity γ_{12} denotes an R -dependent collective decay rate, which can be written in the gauge-invariant form

$$\begin{aligned} \gamma_{12} &= 2\pi \sum_{\mathbf{k}\lambda} \langle 0, e, g | V | \mathbf{k}\lambda, g, g \rangle \langle \mathbf{k}\lambda, g, g | V | 0, g, e \rangle \\ &\quad \times \delta(\omega_0 - \omega_k). \end{aligned} \quad (15)$$

Finally the term Δ_{12} is a collective shift, and is nothing but the well-known gauge-invariant QED matrix-element describing resonant energy-transfer. It can therefore be expressed as

$$\Delta_{12} = \sum_n \frac{\langle f | V | n \rangle \langle n | V | i \rangle}{\omega_i - \omega_n}, \quad (16)$$

where $|f\rangle = |g, e, 0\rangle$, $|i\rangle = |e, g, 0\rangle$ and $|n\rangle$ are the eigenstates of H_0 in Eq. (19) below.

C. Arbitrary gauge derivation of the standard two-dipole master equation

We now give a general derivation of the standard two dipole master equation, in which the gauge freedom within the microscopic Hamiltonian is left open throughout. This reveals the limitations within the conventional derivation using the multipolar gauge.

To begin we define a generalised Power-Zienau-Woolley gauge transformation by [25, 30]

$$R_{\{\alpha_k\}} := \exp \left(i \sum_{\mu} \mathbf{d}_{\mu} \cdot \mathbf{A}_{\{\alpha_k\}}(\mathbf{R}_{\mu}) \right). \quad (17)$$

The dipole moments are denoted $\mathbf{d}_{\mu} = -e\mathbf{r}_{\mu}$ where \mathbf{r}_{μ} is the position operator of the μ 'th dipole. The field $\mathbf{A}_{\{\alpha_k\}}$ is defined by

$$\mathbf{A}_{\{\alpha_k\}}(\mathbf{x}) = \sum_{\mathbf{k}\lambda} \left(\frac{1}{2\omega L^3} \right)^{\frac{1}{2}} \alpha_k \mathbf{e}_{\mathbf{k}\lambda} a_{\mathbf{k}\lambda} e^{i\mathbf{k} \cdot \mathbf{x}} + \text{H.c.} \quad (18)$$

where the α_k are real and dimensionless.

We now transform the dipole approximated Coulomb gauge Hamiltonian using $R_{\{\alpha_k\}}$ and afterwards make the two-level approximation for each dipole. This implies that $\mathbf{d}_{\mu} = \mathbf{d}(\sigma_{\mu}^{+} + \sigma_{\mu}^{-})$, and that the Hamiltonian can be written $H = H_0 + V$ with

$$H_0 = \sum_{\mu} \omega_0 \sigma_{\mu}^{+} \sigma_{\mu}^{-} + \sum_{\mathbf{k}\lambda} \omega_k a_{\mathbf{k}\lambda}^{\dagger} a_{\mathbf{k}\lambda} \quad (19)$$

and

$$\begin{aligned} V = & \sum_{\mathbf{k}\lambda} \sum_{\mu} g_{\mathbf{k}\lambda} \sigma_{\mu}^{+} \left(u_k^{+} a_{\mathbf{k}\lambda}^{\dagger} e^{-i\mathbf{k} \cdot \mathbf{R}_{\mu}} + u_k^{-} a_{\mathbf{k}\lambda} e^{i\mathbf{k} \cdot \mathbf{R}_{\mu}} \right) + \text{H.c.} \\ & + V_{\{\alpha_k\}}^{(2)} + C_{\{\alpha_k\}}. \end{aligned} \quad (20)$$

The coupling constant $g_{\mathbf{k}\lambda}$ and the (real) coefficients u_k^{\pm} are defined as

$$\begin{aligned} g_{\mathbf{k}\lambda} &= -i \left(\frac{\omega_0}{2L^3} \right)^{\frac{1}{2}} \mathbf{e}_{\mathbf{k}\lambda} \cdot \mathbf{d}, \\ u_k^{\pm} &= (1 - \alpha_k) \left(\frac{\omega_0}{\omega_k} \right)^{1/2} \mp \alpha_k \left(\frac{\omega_k}{\omega_0} \right)^{1/2}. \end{aligned} \quad (21)$$

The first line in Eq. (20) defines a linear dipole-field interaction component. The term $V_{\{\alpha_k\}}^{(2)}$ consists of self-energy contributions for each dipole and the radiation field;

$$V_{\{\alpha_k\}}^{(2)} = \sum_{\mathbf{k}\lambda} \frac{1}{L^3} \alpha_k^2 |\mathbf{e}_{\mathbf{k}\lambda} \cdot \mathbf{d}|^2 + \sum_{\mu} \frac{e^2}{2m} \tilde{\mathbf{A}}(\mathbf{R}_{\mu})^2, \quad (22)$$

where m is the dipole mass. Due to the two-level approximation the first term is proportional to the identity. The second term is a radiation self-energy term, which depends on the field

$$\tilde{\mathbf{A}}(\mathbf{R}_{\mu}) = \sum_{\mathbf{k}\lambda} \left(\frac{1}{2\omega L^3} \right)^{\frac{1}{2}} (1 - \alpha_k) \mathbf{e}_{\mathbf{k}\lambda} a_{\mathbf{k}\lambda} e^{i\mathbf{k} \cdot \mathbf{R}_{\mu}} + \text{H.c.} \quad (23)$$

The final term $C_{\{\alpha_k\}}$ in Eq. (20) gives a static Coulomb-like interaction, which is independent of the field;

$$C_{\{\alpha_k\}} = \sum_{\mathbf{k}\lambda} \frac{1}{L^3} (\alpha_k^2 - 1) |\mathbf{e}_{\mathbf{k}\lambda} \cdot \mathbf{d}|^2 e^{i\mathbf{k} \cdot \mathbf{R}} \sigma_1^x \sigma_2^x, \quad (24)$$

where $\sigma_{\mu}^x = \sigma_{\mu}^+ + \sigma_{\mu}^-$.

The parameters α_k determine the gauge, with $\alpha_k = 0$ and $\alpha_k = 1$ specifying the Coulomb and multipolar gauges, respectively. In the Coulomb gauge ($\alpha_k = 0$) the term $C_{\{\alpha_k\}}$ reduces to the usual dipole-dipole Coulomb interaction. In the multipolar gauge $C_{\{\alpha_k\}}$ vanishes, and the interaction in Eq. (20) therefore reduces to a sum of interaction terms for each dipole. A third special case of Eq. (20) is afforded by the choice $\alpha_k = \omega_0/(\omega_0 + \omega_k)$, which specifies a symmetric mixture of Coulomb and multipolar couplings. This representation has proved useful in both photo-detection theory [30] and open quantum systems theory [25], because it has the advantage of eliminating counter-rotating terms in the linear dipole-field interaction term.

It is important to note that $R_{\{\alpha_k\}}$ does not commute with H_0 given in Eq. (19) implying that H_0 represents a different physical observable for each choice of α_k . More generally, since $R_{\{\alpha_k\}}$ is a non-local transformation, which mixes material and transverse field degrees of freedom, the canonical material and field operators are different for each choice of α_k . This implies that the master equation for the dipoles will generally be different for each choice of α_k . We can, however, obtain a gauge-invariant result by ensuring that the master equation depends only on gauge-invariant S -matrix elements. These matrix elements are gauge-invariant *despite* the implicit difference in the material and field degrees of freedom within each gauge.

Usually Eq. (11) is derived using the specific choice $\alpha_k = 1$ (multipolar gauge) for which the direct Coulomb-like coupling $C_{\{\alpha_k\}}$ vanishes identically. To obtain the same master equation (11) for any other choice of $\alpha_k \neq 1$, we must include $C_{\{\alpha_k\}}$ within the interaction Hamiltonian V . The reason is that H_0 must be identified as the

same operator for each choice of α_k in order that the gauge-invariance of the associated S -matrix holds.

We now proceed with a direct demonstration that the standard two-dipole master equation (11) can indeed be obtained for any other choice of α_k , provided $C_{\{\alpha_k\}}$ is kept within the interaction Hamiltonian V . To do this we substitute the interaction Hamiltonian in Eq. (20) into the second order Born-Markov master equation in the interaction picture with respect to H_0 , which is given by

$$\begin{aligned} \dot{\rho}_I(t) = & -i \text{tr}_F [V_I(t), \rho_I(t) \otimes \rho_F^{\text{eq}}] \\ & - \int_0^{\infty} ds \text{tr}_F [V_I(t), [V_I(t-s), \rho_I(t) \otimes \rho_F^{\text{eq}}]], \end{aligned} \quad (25)$$

where $V_I(t)$ denotes the interaction Hamiltonian in the interaction picture and $\rho_I(t)$ denotes the interaction picture state of the two dipoles. We retain contributions up to order e^2 and perform a further secular approximation, which neglects terms oscillating with twice the transition frequency ω_0 . Transforming back to the Schrödinger picture and including the single-dipole self-energy contributions as in Eq. (10), we arrive after lengthy but straightforward manipulations at a result identical in form to Eq. (11), but with shifts given instead by

$$\begin{aligned} \Delta &= \delta_e - \delta_g \\ \Delta_{12} &= \int \frac{d^3 k}{(2\pi)^3} \sum_{\lambda} |\mathbf{e}_{\mathbf{k}\lambda} \cdot \mathbf{d}|^2 e^{i\mathbf{k} \cdot \mathbf{R}} \\ &\quad \times \left(\alpha_k^2 - 1 - \frac{\omega_0}{2} \left[\frac{u_k^{+2}}{\omega_k + \omega_0} + \frac{u_k^{-2}}{\omega_k - \omega_0} \right] \right), \end{aligned} \quad (26)$$

where

$$\begin{aligned} \delta_e &= \int d^3 k \sum_{\lambda} \frac{|\mathbf{e}_{\lambda}(\mathbf{k}) \cdot \mathbf{d}|^2}{2(2\pi)^3} \\ &\quad \times \left(\alpha_k^2 + \omega_0 \left[\frac{u_k^{+2} N_k}{\omega_k + \omega_0} - \frac{u_k^{-2} [1 + N_k]}{\omega_k - \omega_0} \right] \right) \\ &\quad + \frac{e^2}{2m} \int d^3 k \sum_{\lambda} \frac{|\mathbf{e}_{\lambda}(\mathbf{k})|^2}{2(2\pi)^3 \omega_k} (1 - \alpha_k)^2 [1 + 2N_k], \\ \delta_g &= \int d^3 k \sum_{\lambda} \frac{|\mathbf{e}_{\lambda}(\mathbf{k}) \cdot \mathbf{d}|^2}{2(2\pi)^3} \\ &\quad \times \left(\alpha_k^2 + \omega_0 \left[\frac{u_k^{-2} N_k}{\omega_k - \omega_0} - \frac{u_k^{+2} [1 + N_k]}{\omega_k + \omega_0} \right] \right) \\ &\quad + \frac{e^2}{2m} \int d^3 k \sum_{\lambda} \frac{|\mathbf{e}_{\lambda}(\mathbf{k})|^2}{2(2\pi)^3 \omega_k} (1 - \alpha_k)^2 [1 + 2N_k]. \end{aligned} \quad (27)$$

The expressions for the single-dipole shifts $\delta_{e,g}$ above include all self-energy contributions, which have been dealt with in the same way as for the single-dipole master equation [cf Eq. (10)].

Although from Eq. (12) it appears that when the choice of α_k is left open the master equation depends on α_k , one can verify that all α_k -dependence within Eqs. (26) and (27) cancels out. The details of these calculations are given in Appendices VIA and VIB. The final result for the single-dipole shift Δ is identical to the expression found in Eq. (14). The joint shift Δ_{12} is found to be

$$\Delta_{12} = \int \frac{d^3k}{(2\pi)^3} \sum_{\lambda} |\mathbf{e}_{\lambda}(\mathbf{k}) \cdot \mathbf{d}|^2 e^{i\mathbf{k} \cdot \mathbf{R}} \frac{\omega_k^2}{\omega_0^2 - \omega_k^2} = d_i d_j V_{ij}(\omega_0, R), \quad (28)$$

as in Eq. (12). The details of the calculation leading to the second equality in Eq. (28) can also be found in Appendix VIB.

We have therefore obtained the standard result, Eq. (11), without ever making a concrete choice for the α_k . In order that no α_k -dependence occurs the direct Coulomb-like interaction $C_{\{\alpha_k\}}$ must be kept within the interaction Hamiltonian V , so that the unperturbed Hamiltonian is explicitly α_k -independent. The S -matrix elements involving $C_{\{\alpha_k\}}$ that appear as coefficients in the master equation are then α_k -independent.

Our derivation based on the general interaction Hamiltonian in Eq. (20) makes it clear that when $C_{\{\alpha_k\}}$ is sufficiently strong compared with the linear dipole-field coupling term, its inclusion within the interaction Hamiltonian rather than H_0 may be ill-justified. The standard master equation may therefore be inaccurate in such regimes. This fact is obscured within conventional derivations that use the multipolar gauge $\alpha_k = 1$, because in this gauge $C_{\{\alpha_k\}}$ vanishes identically. However, one typically still assumes weak-coupling to the radiation field when $\alpha_k = 1$ and this leads to the standard master equation (11). If instead we adopt the Coulomb gauge $\alpha_k = 0$ we obtain the static dipole-dipole interaction $C_{\{0\}} = C\sigma_1^x\sigma_2^x$, where in the mode continuum limit

$$C = \frac{d_i d_j}{4\pi R^3} (\delta_{ij} - 3\hat{R}_i \hat{R}_j). \quad (29)$$

This quantity coincides with the near-field limit of the resonant energy transfer element Δ_{12} given in Eq. (26). In the near-field regime $R/\lambda \ll 1$, $C_{\{0\}}$ may be too strong to be kept within the purportedly weak perturbation V and the standard master equation should then break down. This will be discussed in more detail in the following section.

III. CORRECTIONS TO THE STANDARD MASTER EQUATION

Let us temporarily use SI rather than natural units for the discussion that follows. In the near-field regime $R/\lambda_0 \ll 1$ the rate of spontaneous emission into the transverse field is much smaller than the direct dipolar coupling; $C/(\hbar\gamma) \gg 1$. Moreover, for a system of closely

spaced Rydberg atoms, the electrostatic Coulomb interaction may be such that $C \sim \hbar\omega_0$. For example, given a Rydberg state with principal quantum number $n = 50$ we can estimate the maximum associated dipole moment as $(3/2)n^2 a_0 e \sim 10^{-26} \text{Cm}$ where a_0 is the Bohr radius and e the electronic charge. For a $1\mu\text{m}$ separation, which is approximately equal to $10n^2 a_0$, the electrostatic dipole interaction C/\hbar falls in the range of high frequency microwaves.

In such situations it is not clear that the Coulomb interaction can be included within the perturbation V with the coupling to the transverse field. In the multipolar gauge where no direct Coulomb interaction is explicit the same physical interaction is mediated by the low frequency transverse modes, which must be handled carefully. A procedure which separates out these modes should ultimately result in a separation of the Coulomb interaction, which is of course already explicit within the Coulomb gauge.

In the Coulomb gauge the interaction Hamiltonian V coupling to the transverse radiation field is

$$V = \sum_{\mu} \omega_0 \sigma_{\mu}^y \mathbf{d} \cdot \mathbf{A}(\mathbf{R}_{\mu}) + \sum_{\mu} \frac{e^2}{2m} \mathbf{A}(\mathbf{R}_{\mu})^2 \quad (30)$$

with $\sigma_{\mu}^y = -i(\sigma_{\mu}^+ - \sigma_{\mu}^-)$ and

$$\mathbf{A}(\mathbf{x}) = \sum_{\mathbf{k}\lambda} \sqrt{\frac{\hbar}{2\epsilon_0\omega_k L^3}} \mathbf{e}_{\mathbf{k}\lambda} a_{\mathbf{k}\lambda}^{\dagger} e^{-i\mathbf{k} \cdot \mathbf{x}} + \text{H.c.} \quad (31)$$

The contribution of the transverse field to Δ_{12} in Eq. (12) is found using Eq. (30) to be

$$\begin{aligned} \hbar\tilde{\Delta}_{12} &= \sum_n \frac{\langle 0, e, g | V | n \rangle \langle n | V | 0, g, e \rangle}{\hbar\omega_0 - \hbar\omega_n} \\ &= -\frac{\omega_0^3 d_i d_j}{4\pi\epsilon_0 c^3} \left((\delta_{ij} - \hat{R}_i \hat{R}_j) \frac{\cos k_0 R}{k_0 R} \right. \\ &\quad \left. - (\delta_{ij} - 3\hat{R}_i \hat{R}_j) \left[\frac{\sin k_0 R}{(k_0 R)^2} - \frac{1 - \cos k_0 R}{(k_0 R)^3} \right] \right) \\ &= \hbar\Delta_{12} - C \end{aligned} \quad (32)$$

where $k_0 = \omega_0/c$.

When the contribution $C = \langle 0, e, g | C_{\{0\}} | 0, g, e \rangle$ resulting from the direct Coulomb interaction is added to $\hbar\tilde{\Delta}_{12}$ the fully retarded result $\hbar\Delta_{12}$ is obtained. The two matrix elements Δ_{12} and $\tilde{\Delta}_{12}$ therefore only differ in their near-field components, which vary as R^{-3} and which we denote by Δ_{12}^{nf} and $\tilde{\Delta}_{12}^{\text{nf}}$, respectively. According to Eqs. (28) and (32) the components Δ_{12}^{nf} and $\tilde{\Delta}_{12}^{\text{nf}}$ dominate at low frequencies ω_0 . Since Δ_{12} is evaluated at resonance $\omega_k = \omega_0$, it follows that within the multipolar-gauge the low ω_k modes within the system-reservoir coupling give rise to a strong dipole-dipole interaction in the form of $\hbar\Delta_{12}^{\text{nf}} \approx C$. In such regimes the multipolar interaction Hamiltonian cannot be classed as a weak perturbation. On the other hand, the matrix element

$\tilde{\Delta}_{12}$ is obtained using the Coulomb gauge interaction in Eq. (30), and is such that $\hbar\tilde{\Delta}_{12}^{\text{nf}} = \hbar\Delta_{12}^{\text{nf}} - C \approx 0$. Within the Coulomb gauge the interaction equivalent to the low frequency part of the multipolar gauge system-reservoir coupling is a direct dipole-dipole Coulomb interaction $C_{\{0\}}$. This appears explicitly in the Hamiltonian, but has not been included within Eq. (30), which therefore represents a genuinely weak perturbation.

The collective decay rate γ_{12} as given in Eq. (15), does not involve the direct Coulomb interaction $C_{\{0\}}$ in any way, and can be obtained from the transverse field interaction in Eq. (30) or from the multipolar interaction. Crucially, in the near-field regime $R/\lambda_0 \ll 1$ the terms γ , γ_{12} and $\tilde{\Delta}_{12}$, which result from the interaction in Eq. (30), are several orders of magnitude smaller than the direct electrostatic coupling C/\hbar . Motivated by the discussion above, we include the Coulomb interaction within the unperturbed Hamiltonian, but continue to treat the interaction with the transverse field as a weak perturbation. This gives rise to a master equation depending on different S -matrix elements. For simplicity, and to better compare with current literature, we retain the two-level approximation for the dipoles. Returning to the use of natural units, the unperturbed Hamiltonian is given by $H_0 = H_d + H_F$ with

$$\begin{aligned} H_d &= \sum_{\mu} \omega_0 \sigma_{\mu}^{+} \sigma_{\mu}^{-} + C \sigma_1^x \sigma_2^x, \\ H_F &= \sum_{\mathbf{k}\lambda} \omega_k a_{\mathbf{k}\lambda}^{\dagger} a_{\mathbf{k}\lambda}, \end{aligned} \quad (33)$$

where $C \in \mathbb{R}$ is given by Eq. (29) and the interaction Hamiltonian is given in Eq. (30). We begin by diagonalising H_d as

$$H_d = \sum_{n=1}^4 \epsilon_n |\epsilon_n\rangle \langle \epsilon_n| \quad (34)$$

where

$$\begin{aligned} \epsilon_1 &= \omega_0 - \eta, & \epsilon_2 &= \omega_0 - C \\ \epsilon_3 &= \omega_0 + C, & \epsilon_4 &= \omega_0 + \eta, \end{aligned} \quad (35)$$

and

$$\begin{aligned} |\epsilon_1\rangle &= \frac{1}{\sqrt{C^2 + (\omega_0 + \eta)^2}} ([\omega_0 + \eta] |g, g\rangle - C |e, e\rangle), \\ |\epsilon_2\rangle &= \frac{1}{\sqrt{2}} (|e, g\rangle - |g, e\rangle), \\ |\epsilon_3\rangle &= \frac{1}{\sqrt{2}} (|e, g\rangle + |g, e\rangle), \\ |\epsilon_4\rangle &= \frac{1}{\sqrt{C^2 + (\omega_0 - \eta)^2}} (C |e, e\rangle - [\omega_0 - \eta] |g, g\rangle), \end{aligned} \quad (36)$$

with $\eta = \sqrt{\omega_0^2 + C^2}$. Next we move into the interaction picture with respect to H_0 and substitute the interaction

picture interaction Hamiltonian into Eq. (25). Moving back into the Schrödinger picture we eventually obtain

$$\begin{aligned} \dot{\rho} &= -i[H_d, \rho] \\ &+ \sum_{\omega, \omega' = \pm\omega_{1,2}} \sum_{\mu\nu} \left[\Gamma_{\mu\nu}(\omega) (A_{\nu\omega} \rho A_{\mu\omega'}^{\dagger} - A_{\mu\omega'}^{\dagger} A_{\nu\omega} \rho) \right. \\ &\left. + \text{H.c.} \right]. \end{aligned} \quad (37)$$

Here, $\omega_1 = \eta - C$ and $\omega_2 = \eta + C$, while $A_{\mu(-\omega)} = A_{\mu\omega}^{\dagger}$ and $A_{\mu\omega_n} \equiv A_{\mu n}$ ($n = 1, 2$) with

$$\begin{aligned} A_{11} &= a |\epsilon_1\rangle \langle \epsilon_2| + b |\epsilon_3\rangle \langle \epsilon_4|, \\ A_{12} &= c |\epsilon_1\rangle \langle \epsilon_3| - d |\epsilon_2\rangle \langle \epsilon_4|, \\ A_{21} &= -a |\epsilon_1\rangle \langle \epsilon_2| + b |\epsilon_3\rangle \langle \epsilon_4|, \\ A_{22} &= c |\epsilon_1\rangle \langle \epsilon_3| + d |\epsilon_2\rangle \langle \epsilon_4|, \end{aligned} \quad (38)$$

where

$$\begin{aligned} a &= \frac{\omega_0 + \eta - C}{\sqrt{2(C^2 + [\omega_0 + \eta]^2)}}, & b &= \frac{\omega_0 - \eta - C}{\sqrt{2(C^2 + [\omega_0 - \eta]^2)}}, \\ c &= \frac{\omega_0 + \eta + C}{\sqrt{2(C^2 + [\omega_0 + \eta]^2)}}, & d &= \frac{-\omega_0 + \eta + C}{\sqrt{2(C^2 + [\omega_0 - \eta]^2)}}. \end{aligned} \quad (39)$$

The coefficients $\Gamma_{\mu\nu}(\omega)$ are defined by

$$\Gamma_{\mu\nu}(\omega) = \omega_0^2 d_i d_j \int_0^{\infty} ds e^{i\omega s} \langle A_{I,i}(\mathbf{R}_{\mu}, s) A_{I,j}(\mathbf{R}_{\nu}, 0) \rangle_{\beta}, \quad (40)$$

where $\mathbf{A}_I(\mathbf{x}, t)$ denotes the field $\mathbf{A}(\mathbf{x})$ in Eq. (31) once transformed into the interaction picture, and $\langle \cdot \rangle_{\beta}$ denotes the average with respect to the radiation thermal state at temperature β^{-1} . The $\Gamma_{\mu\nu}(\omega)$ are symmetric $\Gamma_{\mu\nu}(\omega) = \Gamma_{\nu\mu}(\omega)$ and can be written

$$\Gamma_{\mu\nu}(\omega) = \frac{1}{2} \gamma_{\mu\nu}(\omega) + i S_{\mu\nu}(\omega) \quad (41)$$

where

$$\begin{aligned} \gamma_{\mu\mu}(\omega) &= (1 + N) \gamma \frac{\omega}{\omega_0}, \\ \gamma_{12}(\omega) &= (1 + N) d_i d_j \tau_{ij}(\omega, R) \frac{\omega_0^2}{\omega^2}, \\ S_{\mu\mu}(\omega) &= \frac{\gamma}{2\pi} \int_0^{\infty} d\omega_k \frac{\omega_k}{\omega_0} \left[\frac{1 + N_k}{\omega - \omega_k} + \frac{N_k}{\omega + \omega_k} \right], \\ S_{12}(\omega) &= \frac{d_i d_j}{2\pi} \int_0^{\infty} d\omega_k \tau_{ij}(\omega_k, R) \frac{\omega_0^2}{\omega_k^2} \left[\frac{1 + N_k}{\omega - \omega_k} + \frac{N_k}{\omega + \omega_k} \right], \end{aligned} \quad (42)$$

with $N_k = 1/(e^{\beta\omega_k} - 1)$. The frequency integrals in Eq. (42) are to be understood as principal values. The decay rates $\gamma_{\mu\nu}(\omega)$ in Eq. (42) coincide with those found

in the standard master equation (11) when evaluated at ω_0 , though are here evaluated at the frequencies $\omega_{1,2}$. The quantities $S_{\mu\nu}$ are related to the shifts Δ and Δ_{12} , defined in Eqs. (14) and (28) respectively, by

$$\begin{aligned}\Delta &= S_{\mu\mu}(\omega_0) - S_{\mu\mu}(-\omega_0), \\ \Delta_{12} - C &= \tilde{\Delta}_{12} = S_{12}(\omega_0) + S_{12}(-\omega_0).\end{aligned}\quad (43)$$

In deriving Eq. (37) we have not yet performed a secular approximation, in contrast to the derivation of Eq. (11). However, naively applying a secular approximation that neglects off-diagonal terms for which $\omega \neq \omega'$ in the summand in Eq. (37) would not be appropriate, because this would eliminate terms that are resonant in the limit $C \rightarrow 0$. Instead we perform a partial secular approximation which eliminates off-diagonal terms for which ω and ω' have opposite sign. These terms remain far off-resonance for all values of C . The resulting master equation is given by

$$\begin{aligned}\dot{\rho} &= -i[H_d, \rho] \\ &+ \sum_{\omega, \omega' = \omega_{1,2}} \sum_{\mu\nu} \left[\Gamma_{\mu\nu}(\omega) (A_{\nu\omega} \rho A_{\mu\omega'}^\dagger - A_{\mu\omega'}^\dagger A_{\nu\omega} \rho) \right. \\ &\left. + \Gamma_{\mu\nu}(-\omega) (A_{\nu\omega}^\dagger \rho A_{\mu\omega'} - A_{\mu\omega'} A_{\nu\omega}^\dagger \rho) + \text{H.c.} \right].\end{aligned}\quad (44)$$

We are now in a position to compare our master equation (44) with the usual result in (11). In the limit $C \rightarrow 0$ we have $\eta \rightarrow \omega_0$ so that $\omega_{1,2} \rightarrow \omega_0$. The rates and shifts in Eq. (42) are then evaluated at ω_0 within Eq. (44). Also, the Hamiltonian H_d tends to the bare Hamiltonian $\omega_0(\sigma_1^+ \sigma_1^- + \sigma_2^+ \sigma_2^-)$, and furthermore we have that

$$\sum_{\omega = \omega_{1,2}} A_{\mu\omega} \rightarrow \sigma_\mu^-.\quad (45)$$

Thus, taking the limit $C \rightarrow 0$ in Eq. (44) one recovers Eq. (11) with Δ_{12} replaced by $\tilde{\Delta}_{12}$ given in Eq. (32). However, since $\tilde{\Delta}_{12} \rightarrow \Delta_{12}$ when $C \rightarrow 0$, Eqs. (44) and (11) coincide in this limit. For finite C , Eq. (44) offers separation-dependent corrections to the usual master equation and is the main result of this section.

It is important to note that while our master equation (44) is generally different to the usual gauge-invariant result [Eq. (11)] it is still quite consistent with the requirement of gauge-invariance. The difference in the master equations is the result of the different partitioning of the Hamiltonian into free and interaction parts that has been used in each derivation. The same partitioning that we have used in deriving Eq. (44) could also be used in other gauges, but for $\alpha_k \neq 0$ it would be somewhat more cumbersome. Since the Coulomb energy is fully explicit within the Coulomb gauge, the latter is the most natural gauge to choose for the purpose of including the relatively strong static interaction within the unperturbed Hamiltonian.

IV. SOLUTIONS AND EMISSION SPECTRUM

A. Solutions

As expected, for large inter-dipole separations $R \gg \lambda$ the solution to Eq. (44) is indistinguishable from the solution to the standard master equation (11). However, in the near-zone $R \ll \lambda$ the solutions generally exhibit significant differences. To illustrate this we compare the two sets of populations in the basis of eigenstates of H_0 . Figs. 1 and 2 compare the symmetric and ground state populations found using master equations (11) and (44) when the system starts in the symmetric eigenstate. For small separations the ground and symmetric state populations obtained from our master equation (44) crossover earlier, which indicates more rapid symmetric state decay than is predicted by Eq. (11) (see Fig. 1). This gives rise to the different starting values at $R = r_a$ of the curves depicted in Fig. 2. For larger separations the solutions converge and become indistinguishable for all times and all initial conditions. The different behaviour in Figs. 1 and 2 can be understood by looking at a few relevant quantities.

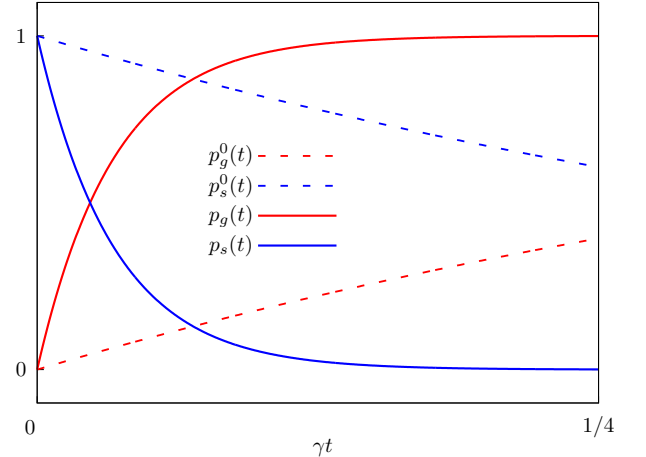


FIG. 1: The populations of the ground ($|\epsilon_1\rangle$ or $|g, g\rangle$) and symmetric ($|\epsilon_3\rangle$) eigenstates are plotted as functions of t for fixed separation $R = 10r_a$, where $r_a = n^2 a_0$ is a characteristic Rydberg atomic radius, with $n = 50$ and a_0 the Bohr radius. We have assumed no thermal occupation of the field, $N = 0$. The transition frequency is chosen in the microwave regime $\omega_0 = 10^{10}$. We use p_g and p_s to denote the ground and symmetric state populations respectively, and we use p and p^0 to denote populations obtained from master equations (44) and (11), respectively. In the case of Eq. (44) the ground state is $|\epsilon_1\rangle$ whereas in the case of Eq. (11) the ground state is simply $|g, g\rangle$. The initial condition chosen is $p_s = 1$. The ground and symmetric state populations obtained from the master equation (44) crossover significantly earlier than those obtained from Eq. (11).

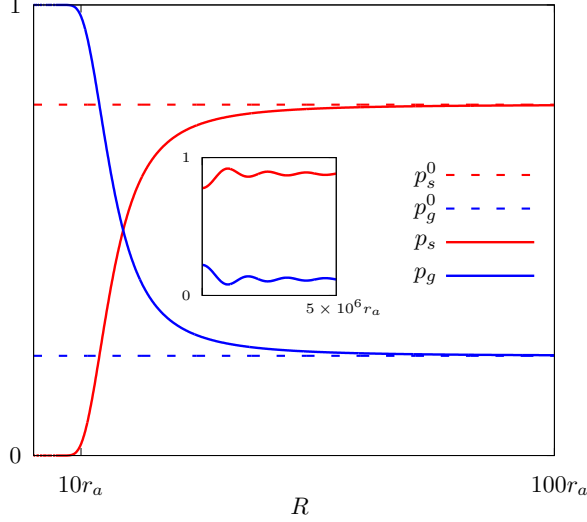


FIG. 2: The populations of the ground ($|\epsilon_1\rangle$ or $|g, g\rangle$) and symmetric ($|\epsilon_3\rangle$) eigenstates are plotted as functions of R for fixed time $t = 1/8\gamma$. The remaining parameters are as in Fig. 1. For the separations considered the solutions to Eq. (11) do not vary significantly, while the solutions to Eq. (44) converge to those of Eq. (11) only for larger values of R . The subplot shows these solutions over a much larger scale of separations up to $O(10^6 r_a)$, for which the solutions to Eqs. (11) and (44) are indistinguishable.

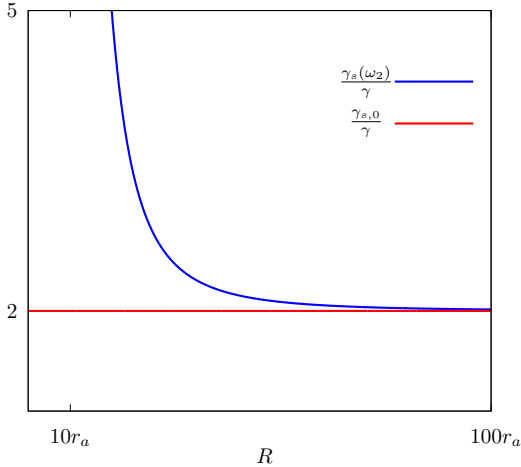


FIG. 3: Comparison of the symmetric state decay rates γ_s (from our master equation) and $\gamma_{s,0}$ (from the standard master equation) as functions of separation R . All parameters are chosen as in Fig. 1.

The matrix element of the combined dipole moment between ground and symmetric eigenstates is found to be

$$\mathbf{d}_{31} = \langle \epsilon_3 | \mathbf{d}_1 + \mathbf{d}_2 | \epsilon_1 \rangle = 2a\mathbf{d}, \quad (46)$$

which is different to the usual transition dipole moment $\langle \epsilon_3 | \mathbf{d}_1 + \mathbf{d}_2 | gg \rangle = \sqrt{2}\mathbf{d}$. Since $a \rightarrow 1/\sqrt{2}$ as $C \rightarrow 0$,

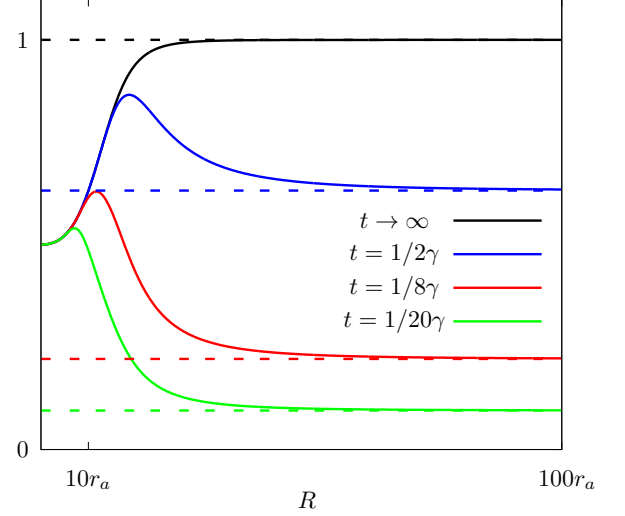


FIG. 4: The population of the state $|g, g\rangle$ found using Eq. (44) is plotted as a function of separation R for various times. All remaining parameters are as in Fig. 1. The dashed lines give the corresponding populations found using Eq. (11), which are insensitive to variations in R over the range considered. For large R the two sets of solutions agree. In particular, the steady state population $p_{g,g}(\infty) = |\langle g, g | \epsilon_1 \rangle|^2$ is equal to unity only for sufficiently large R .

the dipole moment \mathbf{d}_{31} reduces to $\sqrt{2}\mathbf{d}$ when $R \rightarrow \infty$. As R decreases, however, \mathbf{d}_{13} becomes increasingly large compared with $\sqrt{2}\mathbf{d}$. This is consistent with the more rapid decay observed in Fig. 1.

A more complete explanation of this behaviour can be obtained by calculating the rate of decay of the symmetric state into the vacuum, which we denote γ_s . Using Fermi's golden rule, and the eigenstates given in Eq. (36), we obtain

$$\gamma_s(\omega_2) = 2c^2[\gamma_{\mu\mu}(\omega_2) + \gamma_{12}(\omega_2)]_{N=0}. \quad (47)$$

Only when $C \rightarrow 0$, such that $\omega_2 = \eta + C \rightarrow \omega_0$ and $c \rightarrow 1/\sqrt{2}$, does this decay rate reduce to that obtained in the multipolar gauge when using the bare eigenstates $|i, j\rangle$, ($i, j = e, g$), which is

$$\gamma_{s,0} = \gamma + \gamma_{12}(\omega_0), \quad (48)$$

where $\gamma_{12}(\omega_0)$ is given in Eq. (12). As shown in Fig. 3, for sufficiently small R the decay rate $\gamma_s(\omega_2)$ is significantly larger than $\gamma_{s,0}$.

In contrast to the decay behaviour of the symmetric state, the predictions of the master equations (11) and (44) are the same for the anti-symmetric state population, which is stationary (i.e. completely dark) in both cases. This can be understood by noting that the collective dipole moment associated with the anti-symmetric to ground state transition vanishes when either the bare state $|g, g\rangle$ or the eigenstate $|\epsilon_1\rangle$ is used.

Finally, we note that as well as its impact on the combined dipole moment, the difference between the bare

ground state $|g, g\rangle$ and the true ground state $|\epsilon_1\rangle$ has another interesting consequence. For an initially excited system the population $p_{gg}(t)$ of the state $|g, g\rangle$ at a given time t , is identical to that predicted by Eq. (11) only for sufficiently large R whereby $|\epsilon_0\rangle \approx |g, g\rangle$. This occurs even in the stationary limit $t \rightarrow \infty$ and is shown in Fig. 4.

B. Emission spectrum

In this section we apply our master equation (44) to calculate the emission spectrum of the two-dipole system initially prepared in the symmetric state $|\epsilon_3\rangle$. This provides a means by which to test experimentally whether our predictions are closer to measured values than the standard approach. The spectrum of radiation is defined according to the quantum theory of photodetection by [31, 32]

$$s(\omega) = \int_0^\infty dt \int_0^\infty dt' e^{-i\omega(t-t')} \langle \mathbf{E}_{s,\text{rad}}^{(-)}(t, \mathbf{x}) \cdot \mathbf{E}_{s,\text{rad}}^{(+)}(t', \mathbf{x}) \rangle_0, \quad (49)$$

where for simplicity we assume that the field is in the vacuum state. The detector is located at position \mathbf{x} with $x \gg R$, so that only the radiative component $\mathbf{E}_{s,\text{rad}}$ of the electric source field, which varies as $|\mathbf{x} - \mathbf{R}_\mu|^{-1}$, need be used. This is the only part of the field responsible for irreversibly carrying energy away from the sources. The positive and negative frequency components of the radiation source field are given within both rotating-wave and Markov approximations by

$$E_{s,\text{rad},i}^{(\pm)}(t, \mathbf{x}) = \sum_\mu \frac{\omega_0^2}{4\pi r_\mu} (\delta_{ij} - \hat{r}_{\mu,i} \hat{r}_{\mu,j}) d_j \sigma^\mp(t_\mu), \quad (50)$$

where $\mathbf{r}_\mu = \mathbf{x} - \mathbf{R}_\mu$, and $t_\mu = t - r_\mu$ is the retarded time associated with the μ 'th source. For $x \gg R$ we have to a very good approximation that $\mathbf{r}_1 = \mathbf{r}_2 = \mathbf{r}$, where \mathbf{r} is the relative vector from \mathbf{x} to the midpoint of \mathbf{R}_1 and \mathbf{R}_2 . Substituting Eq. (50) into Eq. (49) within this approximation yields

$$s(\omega) = \mu \omega_0^4 \int_0^\infty dt \int_0^\infty dt' e^{-i\omega(t-t')} \sum_{\mu\nu} \langle \sigma_\mu^+(t) \sigma_\nu^-(t') \rangle, \quad (51)$$

where

$$\mu = \left[\frac{1}{4\pi r} (\delta_{ij} - \hat{r}_i \hat{r}_j) d_j \right]^2. \quad (52)$$

To begin with, let us use the standard master equation (11) to find the required two-time correlation function. We denote the dynamical map governing evolution of the reduced density matrix by $F(t, t')$, which is such that $F(t, t')\rho(t') = \rho(t)$. A general two-time correlation

function for arbitrary system observables O and O' can be written [29]

$$\langle O(t)O'(t') \rangle = \text{tr}(OF(t, t')O'F(t')\rho). \quad (53)$$

We define the super-operator Λ by $\dot{\rho}(t) = \Lambda\rho(t)$ using the master equation [Eq. (11) or Eq. (44)]. Since Λ is time-independent, from the initial condition $F(0, 0) \equiv I$ we obtain the general solution $F(t, t') = e^{\Lambda(t-t')}$. For convenience we write $F(t, 0) = F(t)$, so that $F(t, t') = F(t - t')$.

In order to calculate the correlation function in Eq. (53) we first find a concrete representation of the maps Λ and $F(t)$. For this purpose we introduce a basis of operators denoted $\{x_i : i = 1, \dots, 16\}$, which is closed under Hermitian conjugation. The trace defines an inner-product $\langle O, O' \rangle = \text{tr}(O^\dagger O')$ with respect to which the basis x_i is assumed to be orthonormal. We identify two resolutions of unity as $\sum_i \text{tr}(x_i^\dagger \cdot) x_i = I = \sum_i \text{tr}(x_i \cdot) x_i^\dagger$, which imply that any operator O can be expressed as $O = \sum_i \text{tr}(x_i^\dagger O) x_i = \sum_i \text{tr}(x_i O) x_i^\dagger$. Expressing both sides of the equation $\dot{F}(t) = \Lambda F(t)$ in the basis x_i yields the relation

$$\dot{F}_{jk}(t) = \sum_l \Lambda_{jl} F_{lk}(t), \quad (54)$$

where

$$F_{jk}(t) = \text{tr}[x_j^\dagger F(t) x_k], \quad \Lambda_{jl} = \text{tr}[x_j^\dagger \Lambda x_l]. \quad (55)$$

Eq. (54) can be written in the matrix form $\dot{\mathbf{F}} = \mathbf{\Lambda F}(t)$ whose solution is expressible in the matrix exponential form $\mathbf{F}(t) = e^{\mathbf{\Lambda}t}$. A general two-time correlation function of system operators can then be expressed using Eq. (53) as

$$\begin{aligned} \langle O(t)O'(t') \rangle &= \sum_{ijkl} \text{tr}(O x_i) F_{ij}(t - t') \text{tr}(x_j^\dagger O' x_k) F_{kl}(t') \text{tr}(x_l^\dagger \rho) \\ &= \mathbf{O}^T \mathbf{F}(t - t') \mathbf{O}' \mathbf{F}(t') \boldsymbol{\rho}, \end{aligned} \quad (56)$$

where $O_i = \text{tr}(O x_i)$, $\rho_i = \text{tr}(x_i^\dagger \rho)$ and $O'_{ij} = \text{tr}(x_i^\dagger O' x_j)$.

Choosing the basis $\{x_i\}$ to be the operators obtained by taking the outer products of the bare states $|n, m\rangle$, ($n, m = e, g$), and assuming that the system is initially prepared in the symmetric state $|\epsilon_3\rangle$, the standard master equation (11) together with Eq. (56), yields the two-time correlation function

$$\sum_{\mu\nu} \langle \sigma_\mu^+(t) \sigma_\nu^-(t') \rangle = 2e^{-\frac{\gamma_{s,0}}{2}(t+t')} e^{i(\tilde{\omega}_0 + \Delta_{12})(t-t')}, \quad (57)$$

where $\gamma_{s,0}$ and Δ_{12} are given in Eqs. (48) and (12), respectively. By direct integration of Eq. (57) one obtains the corresponding Lorentzian spectrum

$$s_0(\omega) = \frac{2\omega_0^4 \mu}{(\gamma_{s,0}/2)^2 + (\omega - [\tilde{\omega}_0 + \Delta_{12}])^2}. \quad (58)$$

Let us now turn our attention to the spectrum obtained from our new master equation (44). We have seen that the solutions of Eqs. (44) and (11) differ only in the near field regime $R \ll \lambda$. For sufficiently small R we have that $\omega_0 \sim C/\hbar$, and the frequency difference $\omega_2 - \omega_1 = 2C/\hbar \sim 2\omega_0$ is large. In this situation we can perform a full secular approximation within Eq. (44) to obtain the master equation

$$\dot{\rho} = -i[\tilde{H}_d, \rho] + \mathcal{D}(\rho), \quad (59)$$

with

$$\tilde{H}_d = H_d + \sum_{\omega=\pm\omega_{1,2}} \sum_{\mu\nu} S_{\mu\nu}(\omega) A_{\mu\omega}^\dagger A_{\nu\omega}, \quad (60)$$

and

$$\mathcal{D}(\rho) = \sum_{\omega=\pm\omega_{1,2}} \sum_{\mu\nu} \gamma_{\mu\nu}(\omega) \left[A_{\nu\omega} \rho A_{\mu\omega}^\dagger - \frac{1}{2} \{A_{\mu\omega}^\dagger A_{\nu\omega}, \rho\} \right]. \quad (61)$$

Solving this secular master equation allows us to obtain a simple expression for the emission spectrum. To this end we choose the basis of operators $\{x_i\}$ as that obtained by taking the outer-products of the basis states $|\epsilon_n\rangle$ given in Eq. (36). Using Eq. (56) we define the array of correlation functions

$$C_{nmp}(t, t') = \langle x_n^\dagger(t) x_m(t') \rangle_{x_p} = (\mathbf{F}(t-t') \mathbf{X}_m \mathbf{F}(t'))_{np}, \quad (62)$$

where p is restricted to values such that x_p is diagonal, and where the matrix \mathbf{X}_m has elements $(\mathbf{X}_m)_{jk} = \text{tr}(x_j^\dagger x_m x_k)$.

The correlation function in Eq. (49) defines the radiation intensity when it is evaluated at $t = t'$. Furthermore, when expressed in terms of $C_{nmp}(t, t')$ the quantity $\sum_{\mu\nu} \langle \sigma_\mu^+(t) \sigma_\nu^-(t) \rangle_1$ taken in the stationary (ground) state $x_1 = |\epsilon_1\rangle \langle \epsilon_1|$ is seen to be non-vanishing, because $|\epsilon_1\rangle$ is a superposition involving both $|g, g\rangle$ and the doubly excited bare state $|e, e\rangle$. This appears to indicate that there is a non-zero radiation intensity even in the stationary state.

However, a more careful analysis recognises that when the radiation source fields are to be used in conjunction with Eq. (44) the optical approximations used in their derivation should be applied in the interaction picture defined in terms of the dressed Hamiltonian H_d given in Eq. (34). One then obtains the source field

$$E_{s,\text{rad},i}^{(+)}(t, \mathbf{x}) = \sum_{\mu} \sum_{\substack{nm \\ n < m}} \frac{\epsilon_{nm}^2}{4\pi r_{\mu}} (\delta_{ij} - \hat{r}_{\mu,i} \hat{r}_{\mu,j}) d_j \sigma_{\mu,nm} \theta_{nm}(t_{\mu}), \quad (63)$$

where $\sigma_{\mu,nm} = \sigma_{\mu,nm}^+ + \sigma_{\mu,nm}^-$ in which $\sigma_{\mu,nm}^\pm$ denotes the nm 'th matrix element of σ_μ^\pm in the basis $|\epsilon_n\rangle$. The transition frequencies associated with this basis are denoted

$\epsilon_{nm} = \epsilon_n - \epsilon_m$, and the raising and lowering operators are denoted $\theta_{nm} = |\epsilon_n\rangle \langle \epsilon_m| \in \{x_i\}$, $n \neq m$. The derivation of Eq. (63) is given in Appendix VI C.

According to Eq. (63) the annihilation (creation) radiation source field is now associated with lowering (raising) operators in the dressed basis $|\epsilon_i\rangle$ rather than in the bare basis $|n, m\rangle$, ($n, m = e, g$). Substitution of Eq. (63) into Eq. (49) yields

$$s(\omega) = \mu \int_0^\infty dt \int_0^\infty dt' \sum_{\mu\nu} \sum_{\substack{nm \\ n < m}} \sum_{pq} \epsilon_{pq}^2 \epsilon_{nm}^2 \sigma_{\mu,pq} \sigma_{\nu,nm} \times \langle \theta_{pq}(t) \theta_{nm}(t') \rangle, \quad (64)$$

where we have again assumed that $\mathbf{r}_1 = \mathbf{r}_2 = \mathbf{r}$. Unlike the correlation function in Eq. (56), when $t = t'$ the correlation functions $\langle \theta_{pq}(t) \theta_{nm}(t') \rangle$, $p > q$, $m > n$ vanish in the stationary (ground) state $x_1 = \theta_{11}$. The radiation intensity is therefore seen to vanish in the stationary limit as required physically.

Taken in the symmetric state θ_{33} the correlations appearing in Eq. (64) are all elements of the array $C_{nm}(t, t')$, which is given by Eq. (62) with $x_p = \theta_{33}$. We choose a labelling whereby the x_i are given by

$$\begin{aligned} x_i &= |\epsilon_1\rangle \langle \epsilon_i|, & i &= 1, \dots, 4, \\ x_i &= |\epsilon_2\rangle \langle \epsilon_{i-4}|, & i &= 5, \dots, 8, \\ x_i &= |\epsilon_3\rangle \langle \epsilon_{i-8}|, & i &= 9, \dots, 12, \\ x_i &= |\epsilon_4\rangle \langle \epsilon_{i-12}|, & i &= 13, \dots, 16. \end{aligned} \quad (65)$$

In this case the only non-zero off-diagonal element of $C_{nm}(t, t')$ is $C_{1,11}(t, t')$ where $x_1 = \theta_{11}$ and $x_{11} = \theta_{33}$. Furthermore the diagonal elements $C_{nn}(t, t')$ are zero unless n is odd. It follows that the only non-vanishing correlations in Eq. (64) are $C_{33}(t, t')$ and $C_{77}(t, t')$. Moreover, since $\sum_{\mu\nu} \sigma_{\mu,32} \sigma_{\nu,23} = 0$ only the term involving $C_{33}(t, t')$ contributes. This term describes correlations associated with the symmetric to ground state transition.

Recalling that $\epsilon_{31} = \omega_2$ the correlation function $C_{33}(t, t')$ is given explicitly by

$$C_{33}(t, t') = e^{-c^2[\gamma_{\mu\mu}(\omega_2) + \gamma_{12}(\omega_2)](t+t')} e^{i\tilde{\omega}_2(t-t')}, \quad (66)$$

where

$$\begin{aligned} \tilde{\omega}_2 &= \omega_2 + 2(S_{\mu\mu}(-\omega_1)[b^2 - a^2] + S_{12}(-\omega_1)[b^2 + a^2] \\ &\quad + c^2[S_{\mu\mu}(\omega_2) - S_{\mu\mu}(-\omega_2) + S_{12}(\omega_2) - S_{12}(-\omega_2)]) \end{aligned} \quad (67)$$

is the shifted symmetric to ground transition frequency. Integration of Eq. (66) according to Eq. (64) yields the Lorentzian spectrum

$$s(\omega) = \frac{(2a\omega_2^2)\mu}{(\gamma_s(\omega_2)/2)^2 + (\omega - \tilde{\omega}_2)^2}. \quad (68)$$

In the limit of large separation $C \rightarrow 0$, which implies that $\omega_2 \rightarrow \omega_0$, $\tilde{\omega}_2 \rightarrow \tilde{\omega}_0 + \Delta_{12}$, $\gamma_s(\omega_2) \rightarrow \gamma_{s,0}$, and $a \rightarrow 1/\sqrt{2}$.

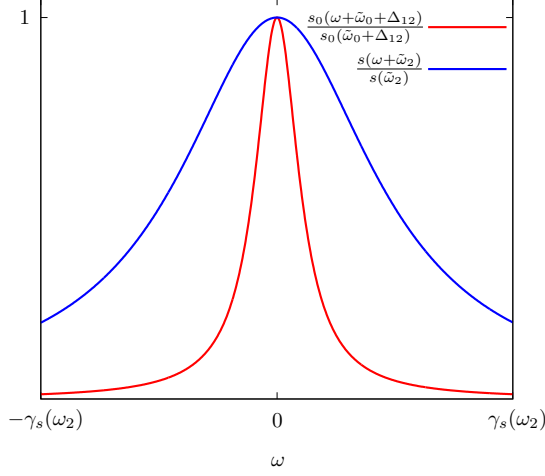


FIG. 5: The spectra $s(\omega)$ and $s_0(\omega)$ are plotted with $R = 10r_a$ and with all remaining parameters as in Fig. 1. For this separation the peak heights and centres are quite different as shown in Figs. 7 and 8, respectively. Here, for illustrative purposes, the spectra have both been centred at zero and normalised by their respective peak heights.

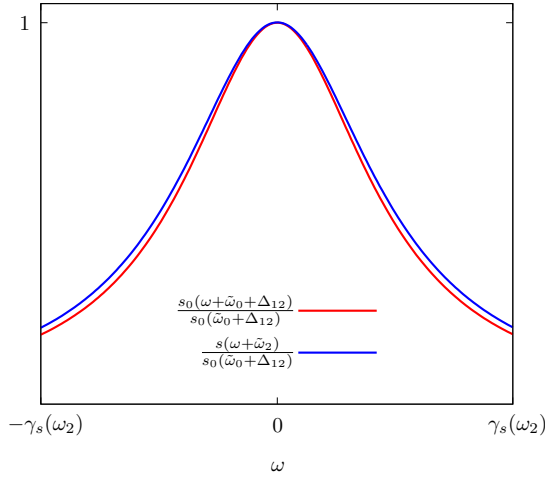


FIG. 6: The spectra $s(\omega)$ and $s_0(\omega)$ are plotted with $R = 50r_a$ and with all remaining parameters as in Fig. 1. For this separation the positions of the peak centres remain quite different on the frequency scale set by the width $\gamma_s(\omega_2) \approx \gamma_{s,0}$. Here, for illustrative purposes, the spectra have both been centred at zero. However, for this value of R the peak heights are effectively the same. Therefore, the spectra have been normalised by the same peak value $s_0(\tilde{\omega}_0 + \Delta_{12})$.

As a result $s(\omega) \rightarrow s_0(\omega)$ for large R and the predicted spectra coincide. On the other hand, for sufficiently small R the spectrum $s(\omega)$ again offers separation-dependent corrections to the standard result $s_0(\omega)$.

The two spectra $s_0(\omega)$ and $s(\omega)$ are compared in Figs. 5 and 6. As their relative widths are proportional to the

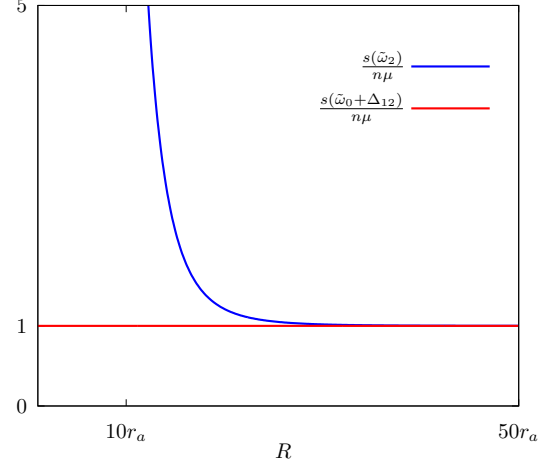


FIG. 7: The relative heights of the peaks in the spectra $s(\omega)$ and $s_0(\omega)$ as a function of the separation R . We have chosen a normalisation factor $n = s_0(\tilde{\omega}_0)|_{R=50r_a}$. We have chosen all remaining parameters as in Fig. 1.

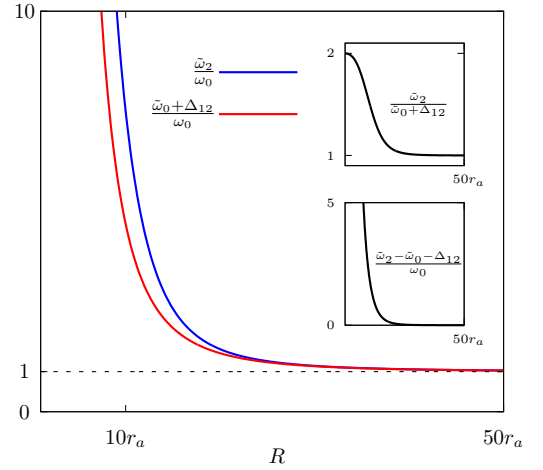


FIG. 8: The positions of the peaks in the spectra $s(\omega)$ and $s_0(\omega)$ as functions of the separation R . We have chosen all remaining parameters as in Fig. 1. The upper subplot shows the ratio of the two peak positions over the same range of values of R , while the lower subplot shows the difference in peak positions over the same range of values of R .

rates, they are given in Eqs. (48) and (47), respectively. These quantities have been plotted already in Fig. 3. The relative heights of the spectral peaks are $s_0(\tilde{\omega}_0 + \Delta_{12})/\mu$ and $s(\tilde{\omega}_2)/\mu$ respectively, which are plotted in Fig. 7. This figure shows that the peak heights in the spectra begin to diverge as R decreases. At a separation of $15r_a$, where $r_a = n^2 a_0$, $n = 50$ is a characteristic Rydberg atomic radius, the peak value of $s(\omega)$ is around two times larger than the peak value of $s_0(\omega)$ for the parameters chosen here.

The positions of the peaks are $\tilde{\omega}_0 + \Delta_{12}$ and $\tilde{\omega}_2$, re-

spectively, and these are plotted in Fig. 8. The ultraviolet cut-off chosen for the calculation of the single-dipole shift components corresponds to the inverse dipole radius wavelength, namely $2\pi c/r_a$. This value is chosen for consistency with the electric dipole approximation that we have used throughout. For small R the spectrum $s(\omega)$ is blue-shifted relative to $s_0(\omega)$. Fig. 8 shows that the ratio of peak positions approaches a constant value around two for very small R . These differences could in principle be detected in an experiment. At a separation of $20r_a$, which is roughly $2.5\mu\text{m}$, for instance, the difference in shifted frequencies $\tilde{\omega}_2 - \tilde{\omega}_0 - \Delta_{12}$ is around 1 GHz for the parameters chosen in Fig. 1. This is similar in magnitude to the Lamb-shift in atomic Hydrogen.

V. CONCLUSIONS

In this paper we have derived a partially secular master equation valid for arbitrarily separated dipoles within a common radiation field at arbitrary temperature. The equation is intended for the modelling of dipolar systems in which static dipole-dipole interactions are strong compared with the coupling to transverse radiation. This situation can arise in systems of Rydberg atoms and other molecular systems [10–23, 33–36].

We have shown that the standard gauge-invariant two-dipole master equation can only be derived in gauges other than the multipolar gauge if the direct inter-dipole Coulomb energy is included within the interaction Hamiltonian rather than the unperturbed part. Our arbitrary gauge approach makes a particular limitation of this method clear. Specifically, the usual approach can only be justified when the direct Coulomb interaction is weak along with the coupling to transverse radiation. In situations in which this is not the case our master equation, which is based on a repartitioning of the Hamiltonian into unperturbed and interaction parts, yields significant corrections to previous results. In addition to corrections to the decay of the excited states of the system, we have found corrections to the natural emission spectrum of the initially excited system. In principle, spectroscopy could be used to determine which predictions are closer to the measured values. A possible extension of our result would be to include an external driving Hamiltonian that represents coherent irradiation. The techniques employed here could then be used to calculate the fluorescence spectrum of the driven system.

Acknowledgment: This work was supported by the Engineering and Physical Sciences Research Council. We thank Jake Iles-Smith and Victor Jouffrey for useful discussions.

VI. APPENDIX

A. Gauge-invariance of the single dipole shift

Let us consider the following general interaction Hamiltonian describing a two-level dipole interacting with the radiation field [25]

$$V = \left[\sum_{\mathbf{k}\lambda} g_{\mathbf{k}\lambda} \sigma^+ \left(u_k^+ a_{\mathbf{k}\lambda}^\dagger + u_k^- a_{\mathbf{k}\lambda} \right) + \text{H.c} \right] + V_{\{\alpha_k\}}^{(2)} \quad (69)$$

where the α_k determine the gauge and

$$V_{\{\alpha_k\}}^{(2)} = \sum_{\mathbf{k}\lambda} \frac{1}{2L^3} \alpha_k^2 |\mathbf{e}_{\mathbf{k}\lambda} \cdot \mathbf{d}|^2 + \frac{e^2}{2m} \tilde{\mathbf{A}}(\mathbf{0})^2 \quad (70)$$

is a self-energy term, which does not act within the dipole Hilbert space. The constants u_k^\pm and $g_{\mathbf{k}\lambda}$ are given in Eq. (21) and the field $\tilde{\mathbf{A}}$ is defined in Eq. (23). The above interaction Hamiltonian is obtained by making the two-level approximation *after* having transformed the Coulomb gauge Hamiltonian using the unitary operator

$$R_{\{\alpha_k\}} := \exp [\mathbf{d} \cdot \mathbf{A}_{\{\alpha_k\}}(\mathbf{0})], \quad (71)$$

where $\mathbf{A}_{\{\alpha_k\}}$ is defined in Eq. (18).

Using the Hamiltonian in Eq. (69), the master equation has form given in Eq. (2), in which the decay rate γ is independent of α_k . The transition shift expressed as the difference between excited and ground state shifts as $\tilde{\omega}_0 - \omega_0 = \Delta = \delta_e^{(1)} - \delta_g^{(1)}$ where

$$\begin{aligned} \delta_e^{(1)} &= \int d^3k \sum_{\lambda} \frac{|\mathbf{e}_{\lambda}(\mathbf{k}) \cdot \mathbf{d}|^2}{2(2\pi)^3} \\ &\quad \times \omega_0 \left[\frac{u_k^{+2} N_k}{\omega_k + \omega_0} - \frac{u_k^{-2} [1 + N_k]}{\omega_k - \omega_0} \right], \\ \delta_g^{(1)} &= \int d^3k \sum_{\lambda} \frac{|\mathbf{e}_{\lambda}(\mathbf{k}) \cdot \mathbf{d}|^2}{2(2\pi)^3} \\ &\quad \times \omega_0 \left[\frac{u_k^{-2} N_k}{\omega_k - \omega_0} - \frac{u_k^{+2} [1 + N_k]}{\omega_k + \omega_0} \right], \end{aligned} \quad (72)$$

are α_k -dependent. This α_k -dependence is due to the lack of any contribution from the self-energy term $V_{\{\alpha_k\}}^{(2)}$ in Eq. (72).

The α_k -dependence within the master equation is eliminated when one accounts for the self-energy contributions and the effect of the two-level approximation, recalling that the latter was made after the transformation $R_{\{\alpha_k\}}$ was performed. More specifically it is possible to demonstrate that the single dipole master equation (10) is α_k -independent, and that it coincides with Eq. (2). First we note that we can continue to express the second line in Eq. (10) in terms of the original partition $H = H_0 + V$. Thus, provided H_0 is kept the same for

each choice of the α_k the dissipative part of the master equation is α_k -independent.

It remains to show that when one adds the shift contributions $\delta_{e,g}^{(1)}$ coming from the second line in Eq. (10) to the corresponding self-energy contribution in Eq. (9) one obtains gauge-invariant total shifts. To this end let us first consider the Coulomb gauge $\alpha_k = 0$. The total excited and ground state shifts are

$$\begin{aligned}\delta_{e,\text{CG}} &= \delta_{e,\text{CG}}^{(1)} + \delta_{\text{CG}}^{(2)}, \\ \delta_{g,\text{CG}} &= \delta_{g,\text{CG}}^{(1)} + \delta_{\text{CG}}^{(2)}.\end{aligned}\quad (73)$$

The components $\delta_{e,\text{CG}}^{(1)}$ are obtained by setting $\alpha_k = 0$ in Eq. (72), while the remaining component

$$\delta_{\text{CG}}^{(2)} = \frac{e^2}{2m} \int d^3k \sum_{\lambda} \frac{|\mathbf{e}_{\lambda}(\mathbf{k})|^2}{2(2\pi)^3\omega_k} (1 + 2N_k) \quad (74)$$

is the Coulomb gauge self-energy shift due to the \mathbf{A}_{T}^2 part of the Coulomb gauge interaction Hamiltonian. Since this term is independent of the dipole, the shift $\delta_{\text{CG}}^{(2)}$ is the same for the ground and excited levels. The single-dipole transition shift given in Eq. (14) in the main text can be expressed in terms of Coulomb gauge shifts as

$$\Delta = \delta_{e,\text{CG}} - \delta_{g,\text{CG}} = \delta_{e,\text{CG}}^{(1)} - \delta_{g,\text{CG}}^{(1)}. \quad (75)$$

More generally, for arbitrary α_k the total ground and excited state level shifts $\delta_{e,g}$ are given including self-energy contributions by Eq. (27) in the main text. In what follows we will show that

$$\delta_e - \delta_{\text{CG}}^{(2)} = \delta_{e,\text{CG}}^{(1)} \quad (76a)$$

and

$$\delta_g - \delta_{\text{CG}}^{(2)} = \delta_{g,\text{CG}}^{(1)}, \quad (76b)$$

from which it follows using Eq. (75) that $\delta_e - \delta_g = \Delta$ for all choices of α_k .

In order to show that Eqs. (76a) and (76b) hold we must carefully account for the two-level approximation, which was performed after the gauge transformation $R_{\{\alpha_k\}}$. Let us consider a general shift of the m 'th level of the dipole with the form

$$\tilde{\omega}_m = \omega_m + \sum_n \omega_{nm} |\mathbf{v} \cdot \mathbf{d}_{nm}|^2, \quad (77)$$

where \mathbf{v} is arbitrary. If we restrict ourselves to two levels e and g , and if $m = e$ in the above, then the sum includes only one other level $n = g$, so we get for the shift

$$\sum_n \omega_{ne} |\mathbf{v} \cdot \mathbf{d}_{ne}|^2 = -\omega_0 |\mathbf{v} \cdot \mathbf{d}|^2, \quad (78)$$

where $\omega_0 := \omega_{eg} = -\omega_{ge}$ and $\mathbf{d} := \mathbf{d}_{eg} = \mathbf{d}_{ge}^*$. If instead $m = g$ then the shift is

$$\sum_n \omega_{ng} |\mathbf{v} \cdot \mathbf{d}_{ng}|^2 = +\omega_0 |\mathbf{v} \cdot \mathbf{d}|^2. \quad (79)$$

The shift is clearly different in the $m = e$ and $m = g$ cases when considering a two-level system. However, for an infinite-dimensional dipole the shift is independent of m being given by

$$\sum_n \omega_{nm} |\mathbf{v} \cdot \mathbf{d}_{nm}|^2 = \frac{e^2}{2m} |\mathbf{v}|^2, \quad (80)$$

where we have made use of the identity

$$\sum_n \omega_{nm} d_{nm}^i d_{mn}^j = i \frac{e^2}{2m} \langle m | [p_i, r_j] | m \rangle = \delta_{ij} \frac{e^2}{2m}. \quad (81)$$

The difference between the finite and infinite-dimensional cases arises because the proof of Eq. (81) rests directly on the CCR algebra $[r_i, p_j] = i\delta_{ij}$, which can only be supported in infinite-dimensions. When the algebra is truncated to $su(2)$, the same shift comes out level-dependent. Since the gauge transformation $R_{\{\alpha_k\}}$ is made on the infinite-dimensional dipole it is necessary to employ Eq. (80) in order to exhibit gauge-invariance of the shifts. Thus, in order to get the correct level-shifts within the two-level approximation, when dealing with the excited level shift $m = e$ we use Eqs. (78) and (80), which imply

$$\omega_0 |\mathbf{v} \cdot \mathbf{d}|^2 = -\frac{e^2}{2m} |\mathbf{v}|^2, \quad (82)$$

but when dealing with the ground level shift $m = g$ we use Eqs. (79) and (80), which imply

$$\omega_0 |\mathbf{v} \cdot \mathbf{d}|^2 = \frac{e^2}{2m} |\mathbf{v}|^2. \quad (83)$$

We now proceed to verify that Eqs. (76a) and (76b) hold. The complete shifts given in Eq. (27) are obtained by taking the shifts in Eq. (72) and adding their respective self-energy contributions. Subtracting $\delta_{\text{CG}}^{(2)}$ in Eq. (74) from δ_e in Eq. (27) and subsequently using Eq. (82), which is appropriate for the excited state shift, we obtain

$$\begin{aligned}\delta_e - \delta_{\text{CG}}^{(2)} &= \int d^3k \sum_{\lambda} \frac{|\mathbf{e}_{\lambda}(\mathbf{k}) \cdot \mathbf{d}|^2}{2(2\pi)^3} \\ &\times \left(\alpha_k^2 - \alpha_k(\alpha_k - 2)[1 + 2N_k] \frac{\omega_0}{\omega_k} \right. \\ &\left. + \omega_0 \left[\frac{u_k^{+2} N_k}{\omega_k + \omega_0} - \frac{u_k^{-2} [1 + N_k]}{\omega_k - \omega_0} \right] \right). \quad (84)\end{aligned}$$

Using Eq. (21) we express the bracket within the integrand in this expression in terms of α_k . The part independent of N_k is

$$\begin{aligned}\alpha_k^2 - \alpha_k(\alpha_k - 2) \frac{\omega_0}{\omega_k} - \frac{\omega_0}{\omega_k - \omega_0} \left[(1 - \alpha_k)^2 \frac{\omega_0}{\omega_k} \right. \\ \left. + \alpha_k^2 \frac{\omega_k}{\omega_0} + 2\alpha_k(1 - \alpha_k) \right]. \quad (85)\end{aligned}$$

In this expression we identify the coefficient of α_k^2 as

$$1 - \frac{\omega_0}{\omega_k - \omega_0} \left(\frac{\omega_k}{\omega_0} + \frac{\omega_0}{\omega_k} - 2 \right) - \frac{\omega_0}{\omega_k} = 1 - \frac{\omega_k - \omega_0}{\omega_k} - \frac{\omega_0}{\omega_k} = 0, \quad (86)$$

and the coefficient of $2\alpha_k$ as

$$\frac{\omega_0}{\omega_k} - \frac{\omega_0}{\omega_k - \omega_0} \left(1 - \frac{\omega_0}{\omega_k} \right) = \frac{\omega_0}{\omega_k} - \frac{\omega_0}{\omega_k - \omega_0} \frac{\omega_k - \omega_0}{\omega_k} = 0. \quad (87)$$

Thus, Eq. (85) is α_k -independent. The remaining part is

$$\frac{\omega_0^2}{\omega_k(\omega_0 - \omega_k)}. \quad (88)$$

The N_k -dependent parts of $\delta_e - \delta_{\text{CG}}^{(2)}$ can be dealt with in a similar manner. The coefficient of α_k^2 in the N_k -dependent part of the bracket within the integrand of the expression for $\delta_e - \delta_{\text{CG}}^{(2)}$ is

$$\begin{aligned} & -2\frac{\omega_0}{\omega_k} + \left(\frac{\omega_0^2}{\omega_k} + \omega_k \right) \left(\frac{1}{\omega_0 + \omega_k} - \frac{1}{\omega_k - \omega_0} \right) + \\ & + \omega_0 \left(\frac{1}{\omega_0 + \omega_k} + \frac{1}{\omega_k - \omega_0} \right) \\ & = 2\frac{\omega_0}{\omega_k} \left[-1 + \frac{1}{\omega_k^2 - \omega_0^2} (-\omega_0^2 - \omega_k^2 + 2\omega_k^2) \right] = 0. \end{aligned} \quad (89)$$

Similarly, the coefficient of α_k is

$$\begin{aligned} & 4\frac{\omega_0}{\omega_k} + 2\frac{\omega_0^2}{\omega_k} \left(\frac{1}{\omega_k - \omega_0} - \frac{1}{\omega_k + \omega_0} \right) \\ & - 2 \left(\frac{1}{\omega_k - \omega_0} - \frac{1}{\omega_k + \omega_0} \right) \\ & = 4\frac{\omega_0}{\omega_k} \left[1 - \frac{1}{(\omega_0 + \omega_k)(\omega_k - \omega_0)} (\omega_k^2 - \omega_0^2) \right] = 0. \end{aligned} \quad (90)$$

The remaining N_k -dependent part is

$$\frac{\omega_0^2}{\omega_k} \left(\frac{1}{\omega_k + \omega_0} + \frac{1}{\omega_0 - \omega_k} \right). \quad (91)$$

Combining Eqs. (85) and (91) we obtain the α_k -independent result

$$\begin{aligned} & \delta_e - \delta_{\text{CG}}^{(2)} \\ & = \int d^3k \sum_{\lambda} \frac{|\mathbf{e}_{\lambda}(\mathbf{k}) \cdot \mathbf{d}|^2}{2(2\pi)^3} \frac{\omega_0^2}{\omega_k} \left(\frac{[1 + N_k]}{\omega_0 - \omega_k} + \frac{N_k}{\omega_0 + \omega_k} \right) \\ & = \delta_{e,\text{CG}}^{(1)}, \end{aligned} \quad (92)$$

which completes the proof of Eq. (76a).

The shift appearing on the left-hand-side of Eq. (76b) is found using Eq. (83) to be

$$\begin{aligned} \delta_g - \delta_{\text{CG}}^{(2)} & = \int d^3k \sum_{\lambda} \frac{|\mathbf{e}_{\lambda}(\mathbf{k}) \cdot \mathbf{d}|^2}{2(2\pi)^3} \\ & \times \left(\alpha_k^2 + \alpha_k(\alpha_k - 2)[1 + 2N_k] \frac{\omega_0}{\omega_k} \right. \\ & \left. + \omega_0 \left[\frac{u_k^{-2} N_k}{\omega_k - \omega_0} - \frac{u_k^{+2} [1 + N_k]}{\omega_k + \omega_0} \right] \right). \end{aligned} \quad (93)$$

Similar calculations to those above for the excited state yield the final result

$$\begin{aligned} & \delta_g - \delta_{\text{CG}}^{(2)} \\ & = - \int d^3k \sum_{\lambda} \frac{|\mathbf{e}_{\lambda}(\mathbf{k}) \cdot \mathbf{d}|^2}{2(2\pi)^3} \frac{\omega_0^2}{\omega_k} \left(\frac{[1 + N_k]}{\omega_0 + \omega_k} + \frac{N_k}{\omega_0 - \omega_k} \right) \\ & = \delta_{g,\text{CG}}^{(1)}. \end{aligned} \quad (94)$$

This completes the proof that the transition shift $\delta_e - \delta_g$ is α_k -independent and that it equals Δ given in Eq. (14).

We remark that the need to account for the self-energy contributions along with the effect of the two-level truncation is a peculiarity of the single-dipole shift term Δ . The same need does not arise in the case of the remaining coefficients γ , γ_{12} and Δ_{12} in the standard two-dipole master equation (11). These coefficients are immediately seen to coincide with gauge-invariant matrix elements.

B. Calculation of the standard joint shift

The joint shift Δ_{12} is given in Eq. (12). Using Eq. (21) all α_k -dependence can be shown to vanish in the same way as with the single-dipole shifts dealt with in Appendix VIA. The final result is

$$\Delta_{12} = \int \frac{d^3k}{(2\pi)^3} \sum_{\lambda} |\mathbf{e}_{\lambda}(\mathbf{k}) \cdot \mathbf{d}|^2 e^{i\mathbf{k} \cdot \mathbf{R}} \frac{\omega_k^2}{\omega_0^2 - \omega_k^2}. \quad (95)$$

Evaluating the angular integral and polarisation summation yields

$$\Delta_{12} = \frac{1}{\pi} \int_0^{\infty} d\omega_k d_i d_j \tau_{ij}(\omega_k, R) \frac{\omega_k}{\omega_0^2 - \omega_k^2}. \quad (96)$$

The integral is regularised by introducing a convergence factor $e^{-\epsilon\omega_k}$ under the integral, and finally taking the limit $\epsilon \rightarrow 0^+$. We substitute τ_{ij} given in Eq. (13) into Eq. (96) and evaluate the resulting integrals term by term. The integral arising from the first part of τ_{ij} is

$$\begin{aligned} & \lim_{\epsilon \rightarrow 0^+} \int_0^{\infty} d\omega_k \omega_k^3 e^{-\epsilon\omega_k} \frac{\sin \omega_k R}{\omega_0^2 - \omega_k^2} \\ & = \frac{1}{2i} \lim_{\epsilon \rightarrow 0^+} \int_{-\infty}^{\infty} d\omega_k \omega_k^3 e^{-\epsilon\omega_k} \frac{e^{i\omega_k R}}{\omega_0^2 - \omega_k^2}. \end{aligned} \quad (97)$$

We now make the substitution $z = \omega_k R$, and make a suitable choice of contour C such that by the residue theorem we obtain

$$\frac{1}{2iR^2} \lim_{\epsilon \rightarrow 0^+} \int_C dz \frac{z^3 e^{iz - \epsilon z/R}}{(\omega_0 R)^2 - z^2} = -\frac{\pi}{2} \omega_0^2 \cos \omega_0 R. \quad (98)$$

Thus, the part of the shift Δ_{12} arising from the first part (R^{-1} component) of τ_{ij} is

$$-\frac{\omega_0^2}{4\pi R} (\delta_{ij} - \hat{R}_i \hat{R}_j) d_i d_j \cos \omega_0 R, \quad (99)$$

which we recognise as the R^{-1} component of Δ_{12} in Eq. (12). The remaining parts of Eq. (96) can be evaluated in a similar way, which yields the final result given in Eq. (12).

C. Derivation of electric source fields in the dressed system basis

The mode expansion for the transverse field canonical momentum Π_T is

$$\Pi_T(t, \mathbf{x}) = -i \sum_{\mathbf{k}\lambda} \sqrt{\frac{\omega_k}{2V}} \mathbf{e}_{\mathbf{k}\lambda} a_{\mathbf{k}\lambda}(t) e^{i\mathbf{k}\cdot\mathbf{x}} + \text{H.c.} \quad (100)$$

This operator represents a different physical observable for each choice of α_k , because it does not commute with the generalised gauge transformation $R_{\{\alpha_k\}}$. Similarly the photonic operators $a_{\mathbf{k}\lambda}$ are implicitly different for each choice of α_k . In the multipolar gauge the field canonical momentum coincides with the total electric field away from the sources; $\Pi_T(\mathbf{x}) = -\mathbf{E}(\mathbf{x})$, $\mathbf{x} \neq \mathbf{R}_\mu$. The positive frequency (annihilation) and negative frequency (creation) components of the electric field are therefore defined for $\mathbf{x} \neq \mathbf{R}_\mu$ by

$$\begin{aligned} \mathbf{E}^{(+)}(t, \mathbf{x}) &= i \sum_{\mathbf{k}\lambda} \sqrt{\frac{\omega_k}{2L^3}} a_{\mathbf{k}\lambda}(t) e^{i\mathbf{k}\cdot\mathbf{x}}, \\ \mathbf{E}^{(-)}(t, \mathbf{x}) &= \mathbf{E}^{(+)}(t, \mathbf{x})^\dagger, \end{aligned} \quad (101)$$

where $a_{\mathbf{k}\lambda}$ is the photon annihilation operator within the multipolar gauge. For a system of two dipoles the integrated Heisenberg equation for the multipolar photon annihilation operator yields the source component

$$a_{\mathbf{k}\lambda,s}(t) = \sqrt{\frac{\omega_k}{2V}} \sum_{\mu} e^{-i\mathbf{k}\cdot\mathbf{R}_\mu} \int_0^t dt' e^{-i\omega_k(t-t')} \mathbf{e}_{\mathbf{k}\lambda} \cdot \mathbf{d}_\mu(t'). \quad (102)$$

Since the dipole moment operators \mathbf{d}_μ commute with the transformation $R_{\{\alpha_k\}}$ they represent the same physical observable for each choice of α_k . This implies that Eq. (102) can be expressed in terms of Coulomb gauge

raising and lowering operators σ_μ^\pm in the two-level approximation, despite the implicit difference between these operators and their counterparts defined within the multipolar gauge. We subsequently express the Coulomb gauge operators σ_μ^\pm in the dressed basis $|\epsilon_n\rangle$ to obtain

$$\begin{aligned} a_{\mathbf{k}\lambda,s}(t) &= \sqrt{\frac{\omega_k}{2V}} \mathbf{e}_{\mathbf{k}\lambda} \cdot \mathbf{d} \sum_{\mu} e^{-i\mathbf{k}\cdot\mathbf{R}_\mu} \\ &\times \int_0^t dt' e^{-i\omega_k(t-t')} \sum_{nm} \sigma_{\mu,nm} \theta_{nm}(t'), \end{aligned} \quad (103)$$

where $\sigma_{\mu,nm} = \sigma_{\mu,nm}^+ + \sigma_{\mu,nm}^-$, $\epsilon_{nm} = \epsilon_n - \epsilon_m$, and $\theta_{nm} = |\epsilon_n\rangle \langle \epsilon_m|$. We now perform a rotating-wave approximation, which eliminates terms that are rapidly oscillating within the interaction picture defined by the dressed Hamiltonian H_d given in Eq. (34). Substitution of the resulting expression into Eq. (101) yields in the mode continuum limit

$$\begin{aligned} \mathbf{E}_s^{(+)}(t, \mathbf{x}) &= \\ &i \int d^3k \sum_{\lambda} \frac{\omega_k}{2(2\pi)^3} \mathbf{e}_{\lambda}(\mathbf{k}) [\mathbf{e}_{\lambda}(\mathbf{k}) \cdot \mathbf{d}] \sum_{\mu} \sum_{\substack{nm \\ n < m}} \\ &\times e^{i\mathbf{k}\cdot\mathbf{r}_\mu} \int_0^t dt' e^{-i\omega_k(t-t')} e^{i\epsilon_{nm}t'} \sigma_{\mu,nm} \tilde{\theta}_{nm}(t'), \end{aligned} \quad (104)$$

where $\tilde{\theta}_{nm}(t')$ denotes the operator $\theta_{nm}(t')$ transformed into the interaction picture with respect to H_d , and $\mathbf{r}_\mu = \mathbf{x} - \mathbf{R}_\mu$. Performing the angular integration and polarisation summation, and retaining only the radiative component yields

$$\begin{aligned} E_{s,\text{rad},i}^{(+)}(t, \mathbf{x}) &= \\ &\frac{i}{4\pi^2} \sum_{\mu} \sum_{\substack{nm \\ n < m}} (\delta_{ij} - \hat{r}_{\mu,i} \hat{r}_{\mu,j}) d_j \int_0^\infty d\omega_k \int_0^t dt' \\ &\times \omega_k^2 \frac{\sin(\omega_k r_\mu)}{r_\mu} e^{-i\omega_k(t-t')} e^{i\epsilon_{nm}t'} \sigma_{\mu,nm} \tilde{\theta}_{nm}(t'). \end{aligned} \quad (105)$$

Finally, using the Markov approximation

$$\begin{aligned} &\int_0^\infty d\omega_k f(\omega_k) e^{i(\omega_k + \epsilon_{nm})t'} \left[e^{-i\omega_k(t-r_\mu)} - e^{-i\omega_k(t+r_\mu)} \right] \approx \\ &f(\epsilon_{nm}) \int_{-\infty}^\infty d\omega_k e^{i(\omega_k + \epsilon_{nm})t'} \left[e^{-i\omega_k(t-r_\mu)} - e^{-i\omega_k(t+r_\mu)} \right] \\ &= 2\pi f(\epsilon_{nm}) e^{i\epsilon_{nm}t'} [\delta(t' - (t - r_\mu)) - \delta(t' - (t + r_\mu))], \end{aligned} \quad (106)$$

valid for a suitably behaved function f , we obtain the final result Eq. (63) given in the main text.

- [1] F. London, *Zeitschrift für Physik* **63**, 245 (1930), ISSN 0044-3328, URL <https://link.springer.com/article/10.1007/BF01421741>.
- [2] T. Frster, *Annalen der Physik* **437**, 55 (1948), ISSN 1521-3889, URL <http://onlinelibrary.wiley.com/doi/10.1002/andp.19484370105/abstract>.
- [3] H. B. G. Casimir and D. Polder, *Physical Review* **73**, 360 (1948), URL <https://link.aps.org/doi/10.1103/PhysRev.73.360>.
- [4] G. S. Agarwal, *Quantum Optics* (Cambridge University Press, Cambridge, UK, 2012), ISBN 978-1-107-00640-9.
- [5] H. S. Freedhoff, *Physical Review A* **19**, 1132 (1979).
- [6] S. J. Kilin, *Journal of Physics B: Atomic and Molecular Physics* **13**, 2653 (1980), ISSN 0022-3700, URL <http://stacks.iop.org/0022-3700/13/i=13/a=023>.
- [7] R. D. Griffin, *Physical Review A* **25**, 1528 (1982).
- [8] Z. Ficek and B. C. Sanders, *Quantum Optics: Journal of the European Optical Society Part B* **2**, 269 (1990), ISSN 0954-8998, URL <http://stacks.iop.org/0954-8998/2/i=4/a=001>.
- [9] J. P. Santos and F. L. Semio, *Physical Review A* **89**, 022128 (2014), URL <https://link.aps.org/doi/10.1103/PhysRevA.89.022128>.
- [10] J. M. Raimond, G. Vitrant, and S. Haroche, *Journal of Physics B: Atomic and Molecular Physics* **14**, L655 (1981), ISSN 0022-3700, URL <http://stacks.iop.org/0022-3700/14/i=21/a=003>.
- [11] A. Reinhard, T. C. Liebisch, B. Knuffman, and G. Raithel, *Physical Review A* **75**, 032712 (2007), URL <https://link.aps.org/doi/10.1103/PhysRevA.75.032712>.
- [12] T. Vogt, *Physical Review Letters* **99** (2007).
- [13] E. Altieri, D. P. Fahey, M. W. Noel, R. J. Smith, and T. J. Carroll, *Physical Review A* **84**, 053431 (2011), URL <https://link.aps.org/doi/10.1103/PhysRevA.84.053431>.
- [14] S. Ravets, H. Labuhn, D. Barredo, L. Bguin, T. Lahaye, and A. Browaeys, *Nature Physics* **10**, 914 (2014), ISSN 1745-2473, URL <file:///Users/macbook/Library/Application%20Support/Zotero/Profiles/uuo5w5h1.default/zotero/storage/8J29HEE3/nphys3119.html>.
- [15] V. Zhelyazkova and S. D. Hogan, *Physical Review A* **92**, 011402 (2015), URL <https://link.aps.org/doi/10.1103/PhysRevA.92.011402>.
- [16] P. Bachor, T. Feldker, J. Walz, and F. Schmidt-Kaler, *Journal of Physics B: Atomic, Molecular and Optical Physics* **49**, 154004 (2016), ISSN 0953-4075, URL <http://stacks.iop.org/0953-4075/49/i=15/a=154004>.
- [17] S. Kumar, J. Sheng, J. A. Sedlacek, H. Fan, and J. P. Shaffer, *Journal of Physics B: Atomic, Molecular and Optical Physics* **49**, 064014 (2016), ISSN 0953-4075, URL <http://stacks.iop.org/0953-4075/49/i=6/a=064014>.
- [18] L. G. D'yachkov, B. V. Zelener, A. B. Klyarfeld, and S. Y. Bronin, *Journal of Physics: Conference Series* **774**, 012162 (2016), ISSN 1742-6596, URL <http://stacks.iop.org/1742-6596/774/i=1/a=012162>.
- [19] A. Browaeys, D. Barredo, and T. Lahaye, *Journal of Physics B: Atomic, Molecular and Optical Physics* **49**, 152001 (2016), ISSN 0953-4075, URL <http://stacks.iop.org/0953-4075/49/i=15/a=152001>.
- [20] D. Petrosyan, M. Saffman, and K. Mlmer, *Journal of Physics B: Atomic, Molecular and Optical Physics* **49**, 094004 (2016), ISSN 0953-4075, URL <http://stacks.iop.org/0953-4075/49/i=9/a=094004>.
- [21] M. Saffman, *Journal of Physics B: Atomic, Molecular and Optical Physics* **49**, 202001 (2016), ISSN 0953-4075, URL <http://stacks.iop.org/0953-4075/49/i=20/a=202001>.
- [22] F. B. Dunning, T. C. Killian, S. Yoshida, and J. Burgdrfer, *Journal of Physics B: Atomic, Molecular and Optical Physics* **49**, 112003 (2016), ISSN 0953-4075, URL <http://stacks.iop.org/0953-4075/49/i=11/a=112003>.
- [23] A. Paris-Mandoki, H. Gorniaczyk, C. Tresp, I. Mirgorodskiy, and S. Hofferberth, *Journal of Physics B: Atomic, Molecular and Optical Physics* **49**, 164001 (2016), ISSN 0953-4075, URL <http://stacks.iop.org/0953-4075/49/i=16/a=164001>.
- [24] A. Ishizaki, T. R. Calhoun, G. S. Schlau-Cohen, and G. R. Fleming, *Physical Chemistry Chemical Physics* **12**, 7319 (2010), ISSN 1463-9084, URL <http://pubs.rsc.org/en/content/articlelanding/2010/cp/c003389h>.
- [25] A. Stokes, A. Kurcz, T. P. Spiller, and A. Beige, *Physical Review A* **85**, 053805 (2012), URL <http://link.aps.org/doi/10.1103/PhysRevA.85.053805>.
- [26] D. P. Craig and T. Thirunamachandran, *Molecular quantum electrodynamics: an introduction to radiation-molecule interactions* (Academic Press, 1984), ISBN 978-0-12-195080-4.
- [27] C. Cohen-Tannoudji, J. Dupont-Roc, and G. Grynberg, *Photons and Atoms: Introduction to Quantum Electrodynamics*, A Wiley-Interscience publication (Wiley, 1989), ISBN 978-0-471-84526-3, URL <http://books.google.co.uk/books?id=orbvAAAAAAJ>.
- [28] R. G. Woolley, *Molecular Physics* **94**, 409 (1998), ISSN 0026-8976, URL <http://www.tandfonline.com/doi/abs/10.1080/002689798167917>.
- [29] H. P. Breuer, H.-P. Breuer, and F. Petruccione, *The Theory of Open Quantum Systems* (OUP Oxford, Oxford ; New York, 2002), ISBN 978-0-19-852063-4.
- [30] P. D. Drummond, *Physical Review A* **35**, 4253 (1987), URL <http://link.aps.org/doi/10.1103/PhysRevA.35.4253>.
- [31] R. J. Glauber, *Physical Review* **130**, 2529 (1963), URL <http://link.aps.org/doi/10.1103/PhysRev.130.2529>.
- [32] H. J. Carmichael, *Statistical Methods in Quantum Optics 1: Master Equations and Fokker-Planck Equations* (Springer, New York, 2003), ISBN 978-3-540-54882-9.
- [33] C. Hettich, C. Schmitt, J. Zitzmann, S. Khn, I. Gerhardt, and V. Sandoghdar, *Science* **298**, 385 (2002), ISSN 0036-8075, 1095-9203, URL <http://science.sciencemag.org/content/298/5592/385>.
- [34] J. A. Mlynek, A. A. Abdumalikov, C. Eichler, and A. Wallraff, *Nature Communications* **5**, ncomms6186 (2014), ISSN 2041-1723, URL <https://www.nature.com/articles/ncomms6186>.
- [35] H. Kim, I. Kim, K. Kyhm, R. A. Taylor, J. S. Kim, J. D. Song, K. C. Je, and L. S. Dang, *Nano Letters* **16**, 7755 (2016), ISSN 1530-6984, URL <http://dx.doi.org/10.1021/acs.nanolett.6b03868>.
- [36] K. D. B. Higgins, S. C. Benjamin, T. M. Stace, G. J. Milburn, B. W. Lovett, and E. M. Gauger, *Nature Commu-*

nications **5**, ncomms5705 (2014), ISSN 2041-1723, URL
<https://www.nature.com/articles/ncomms5705>.