

# **A generalization of the Log-Lindley distribution – its properties and applications**

S. Chakraborty<sup>1\*</sup>, S. H. Ong<sup>2</sup> & C. M. Ng<sup>2</sup>

<sup>1</sup>Department of Statistics, Dibrugarh University, India

<sup>2</sup>Institute of Mathematical Sciences, University of Malaya, Malaysia

\* Corresponding author. Email: subrata\_stats@dibru.ac.in

**(17<sup>th</sup> September 2017)**

## **Abstract**

An extension of the two-parameter Log-Lindley distribution of Gomez et al. (2014) with support in  $(0, 1)$  is proposed. Its important properties like cumulative distribution function, moments, survival function, hazard rate function, Shannon entropy, stochastic n ordering and convexity (concavity) conditions are derived. An application in distorted premium principal is outlined and parameter estimation by method of maximum likelihood is also presented. We also consider use of a re-parameterized form of the proposed distribution in regression modeling for bounded responses by considering a real life data in comparison with beta regression and log-Lindley regression models.

## **1. Introduction**

In statistical research many attempts have been made to introduce alternative to the classical beta distribution (see Gomez et al., 2014 for details). But most of these distributions involved special functions in their formulations barring the Kumaraswamy distribution (Jones, 2012). Distribution with support  $(0, 1)$  and having a compact cumulative distribution function (cdf) can be used as a distortion function to define a premium principle. Recently, a new pdf with bounded support in  $(0,1)$  was introduced by Gomez et al. (2014), as an alternative to the classical beta distribution by suitable transformation of a particular case of the generalized Lindley distribution proposed by Zakerzadeh and Dolati (2010). The new distribution called Log-Lindley (LL) distribution

has compact expressions for the moments as well as the cdf. Gomez et al. (2014) studied its important properties relevant to the insurance and inventory management applications. The new model is also shown to be appropriate regression model to model bounded responses as an alternative to the beta regression model. The LL distribution of Gomez et al. (2014) is probably the latest in a series of proposals as alternatives to the classical beta distribution. Unlike its predecessors the main attraction of the LL distribution is that it has nice compact forms for the probability density function (pdf), cdf and moments, which do not involve any special functions.

The LL distribution of Gomez et al. (2014) is given by

$$\text{Pdf: } f(x; \theta, \lambda) = \frac{\theta^2}{1 + \lambda\theta} (\lambda - \log x) x^{\theta-1}, 0 < x < 1, \lambda \geq 0, \theta > 0 \quad (1)$$

$$\text{Cdf: } F(x; \theta, \lambda) = \frac{x^\theta [1 + \theta(\lambda - \log x)]}{1 + \lambda\theta} \quad (2)$$

$$\text{Moments: } E(X^r; \theta, \lambda) = \frac{\theta^2}{1 + \lambda\theta} \frac{1 + \lambda(r + \theta)}{(r + \theta)^2}, r = \dots, -2, -1, 1, 2, \dots \quad (3)$$

In this paper we attempt to extend the LL distribution to provide another distribution in (0, 1) having compact expressions for the pdf, cdf and moments and study its properties and applications.

## 2. Extended Log-Lindley distribution $LL_p(\theta, \lambda)$

The LL distribution of Gomez et al., (2014) was obtained from a two-parameter particular case of the three-parameter generalized Lindley (GL) distribution of Zakerzadeh and Dolati (2010) which has the pdf

$$f(x) = \frac{\theta^2 (\theta x)^{\alpha-1} (\alpha + \lambda x) e^{-\theta x}}{(\lambda + \theta) \Gamma(\alpha + 1)}, 0 < x < 1, \lambda \geq 0, \theta > 0.$$

Gomez et al. (2014) first substituted  $\alpha = 1$  and then employed the transformation  $X = \log(1/Y)$  to obtain their LL distribution in (1).

In this section, we extend their proposal by employing the same transformation to the GL distribution directly to derive what we call the generalized Log-Lindley

distribution. This proposed three-parameter distribution can be seen as an extension of the LL distribution of Gomez et al. (2014) with an additional parameter ‘ $p$ ’. We denote the new distribution by  $LL_p(\theta, \lambda)$ . The pdf and cdf of the proposed distribution are given respectively by

$$f(x; \theta, \lambda, p) = \frac{\theta^{2+p}}{\Gamma(1+p)[1+p+\lambda\theta]} (-\log x)^p (\lambda - \log x) x^{\theta-1},$$

$$0 < x < 1, \lambda \geq 0, \theta > 0, p \geq 0 \quad (4)$$

and

$$F(x; \theta, \lambda, p) = \frac{\theta^{1+p} [x^\theta + (1+p+\theta\lambda) Ei(-p, -\theta \log x)] (-\log x)^{1+p}}{\Gamma(1+p)[1+p+\lambda\theta]} \quad (5)$$

where  $Ei(n, z) = \int_1^\infty e^{-zt} / t^n dt = z^{n-1} \Gamma(1-n, z)$  is the exponential integral and  $\Gamma(1-n, z)$  is the upper incomplete gamma function. In particular, the recurrence relations

$$n Ei(n+1, z) = e^{-z} - z Ei(n, z) \text{ and } \frac{d}{dz} Ei(n, z) = -z Ei(n-1, z)$$

can be utilized in conjunction with  $Ei(0, z) = e^{-z} / z$  to obtain expressions for higher integral values on  $n$ . Moreover, as  $z \rightarrow \infty$ ,  $Ei(n, z) = e^{-z} / z$  (see <http://mathworld.wolfram.com/En-Function.html> for more results). Alternatively, we can write  $F(x; \theta, \lambda, p)$  as

$$= \frac{[x^\theta \theta^{1+p} (-\log x)^{1+p} + (1+p+\theta\lambda) \Gamma(1+p, -\theta \log x)]}{\Gamma(1+p)[1+p+\lambda\theta]}$$

**Important particular cases of  $LL_p(\theta, \lambda)$ :**

- i. for  $p = 0$ , we get back the LL distribution of Gomez et al. (2014) in (1).
- ii. for  $p = 0, \theta = 1$ , as  $\lambda \rightarrow \infty$ ,  $LL_p(\theta, \lambda) \rightarrow Uniform(0, 1)$ .
- iii. for  $p = 1$ , we get new  $LL_1(\theta, \lambda)$  distribution as:

$$\text{Pdf: } f(x; \theta, \lambda) = \frac{\theta^3}{[2 + \lambda\theta]} (-\log x)(\lambda - \log x) x^{\theta-1}, \quad 0 < x < 1, \lambda \geq 0, \theta > 0 \quad (7)$$

$$\text{Cdf: } F(x; \theta, \lambda) = \frac{x^\theta [2 + \theta\lambda - \theta \log x (2 + \theta\lambda - \theta \log x)]}{2 + \lambda\theta} \quad (8)$$

$$\text{Moment: } E(X^r; \theta, \lambda) = \frac{\theta^3 [(r + \theta)\lambda + 2]}{(r + \theta)^3 [2 + \lambda\theta]}, \quad r = \dots, -2, -1, 1, 2, \dots \quad (9)$$

iv. for  $p = 2$ , we get new  $LL_2(\theta, \lambda)$  distribution as

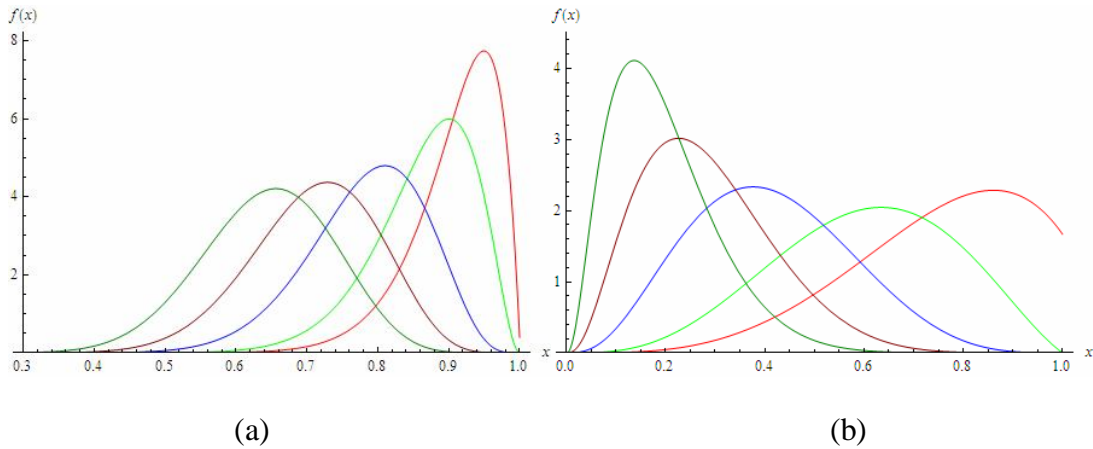
$$\text{Pdf: } f(x; \theta, \lambda) = \frac{\theta^4}{6 + 2\lambda\theta} (-\log x)^2 (\lambda - \log x) x^{\theta-1}, \quad 0 < x < 1, \lambda \geq 0, \theta > 0 \quad (10)$$

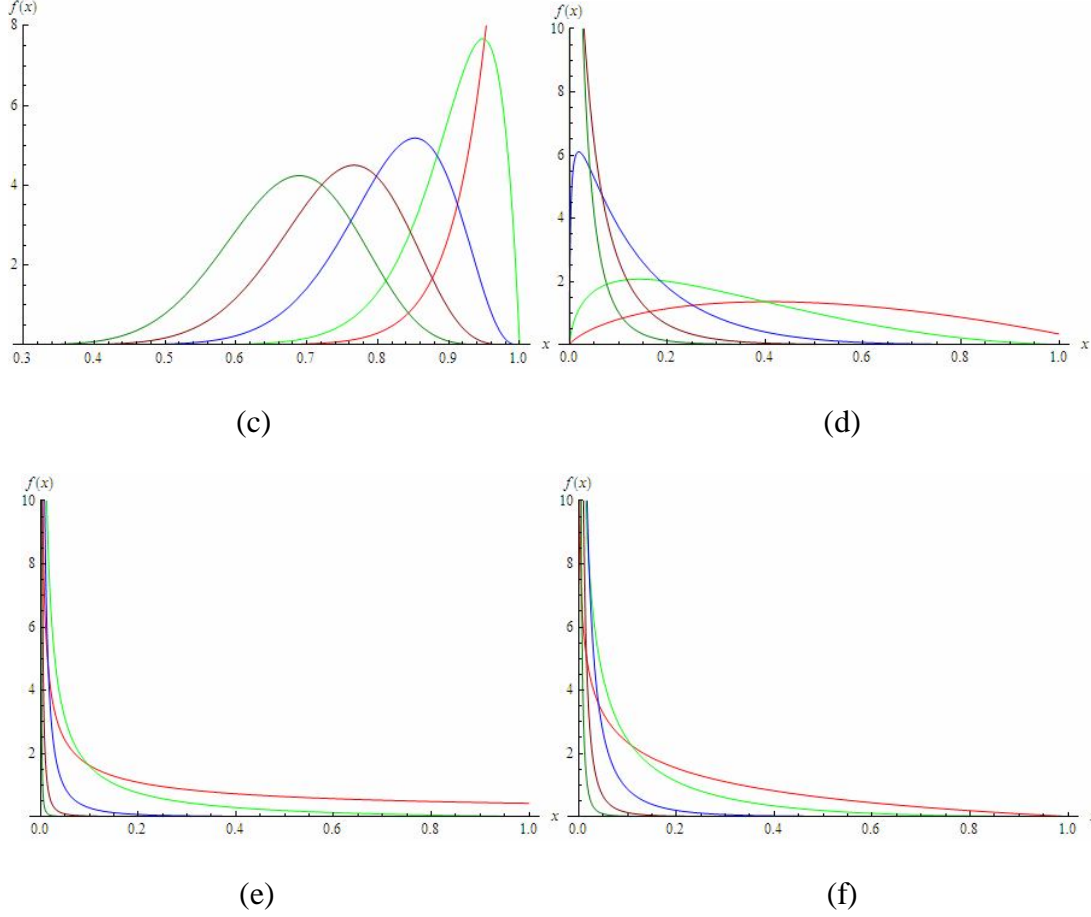
$$\text{Cdf: } F(x; \theta, \lambda) = \frac{x^\theta [6 + 2\theta\lambda - \theta \log x \{6 + 2\theta\lambda - \theta \log x (3 + \theta\lambda - \theta \log x)\}]}{6 + 2\theta\lambda} \quad (11)$$

$$\text{Moment: } E(X^r; \theta, \lambda) = \frac{\theta^4 [2\lambda(r + \theta) + 6]}{2(r + \theta)^4 (3 + \lambda\theta)}, \quad r = \dots, -2, -1, 1, 2, \dots \quad (12)$$

## 2.1 Shape of $LL_p(\theta, \lambda)$ distributions

Here we have drawn some illustrative pdf of  $LL_p(\theta, \lambda)$  distributions for different choices of parameters  $\theta, \lambda$  and index  $p$  to study their shapes. It is observed that the distribution can be positively (negatively) skewed, symmetrical, and increasing (decreasing) type.





**Figure 1.** Pdf plots of  $LL_p(\theta, \lambda)$  when  $p = 0$  (red), 1 (green), 3 (blue), 5 (brown), 7 (light green) for (a)  $\theta = 20, \lambda = 0.001$  (b)  $\theta = 5, \lambda = 0.1$  (c)  $\theta = 20, \lambda = 5$  (d)  $\theta = 2, \lambda = 0.1$  (e)  $\theta = 0.5, \lambda = 10$  (f)  $\theta = 0.9, \lambda = 0$

## 2.2 Moment

Here we derive general result for moments of  $LL_p(\theta, \lambda)$  distribution and obtain its particular cases.

$$E(X^r; \theta, \lambda) = \frac{\theta^{2+p} ((r + \theta) \lambda \Gamma(1 + p) + \Gamma(2 + p))}{(r + \theta)^{2+p} \Gamma(1 + p) [1 + p + \lambda \theta]}, r = \dots, -2, -1, 1, 2, \dots \quad (13)$$

In particular,

$$E(X; \theta, \lambda) = \left( \frac{\theta}{1 + \theta} \right)^{2+p} \frac{1 + \lambda(1 + \theta) + p}{1 + \lambda \theta + p}. \quad (14)$$

### 2.3 Mode

The mode plays an important role in the usefulness of a distribution. For the  $LL_p(\theta, \lambda)$  distribution the mode occurs at

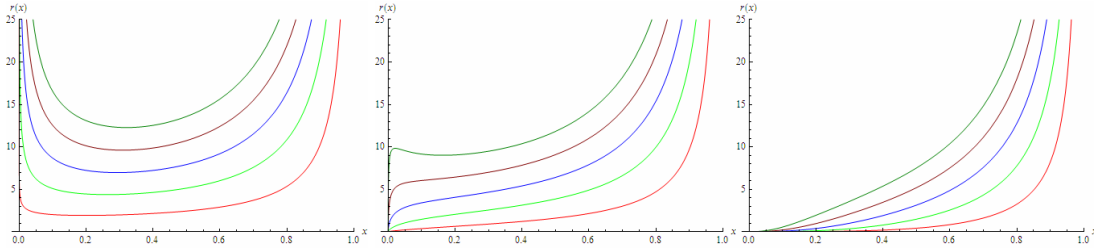
$$\exp[\{1 + r + \lambda(1 - \theta) \pm \sqrt{4r\lambda(\theta - 1) + (1 + r + \lambda(1 - \theta))^2} / 2(1 - \theta)\}].$$

### 2.4 Survival and Hazard Rate functions

$$S(t; \theta, \lambda, p) = \frac{\theta^{1+p} [(1 + p + \theta\lambda) \{\theta^{-1-p} \Gamma(1 + p) + Ei(-p, -\theta \log t) - t^\theta\}] (-\log t)^{1+p}}{\Gamma(1 + p) [1 + p + \lambda\theta]}$$

$$r(t; \theta, \lambda, p) = \frac{\theta(\lambda - \log t) t^{\theta-1}}{[(1 + p + \theta\lambda) \{\theta^{-1-p} \Gamma(1 + p) + Ei(-p, -\theta \log t) - t^\theta\}] (-\log t)} \quad (15)$$

Some illustrative plots of the hazard function of  $LL_p(\theta, \lambda)$  distributions for different choices of parameters  $\theta, \lambda$  and index  $p$  are presented in Figure 2 reveals that it can increasing and bath tub shaped.



**Figure 2.** Hazard rate function plots of  $LL_p(\theta, \lambda)$  when  $p = 0$  (red), 1 (green), 3 (blue), 5 (brown), 7 (light green) for (a)  $\theta = 0.9, \lambda = 2$  (b)  $\theta = 2, \lambda = 2$  (c)  $\theta = 5, \lambda = 2$

### 2.5 Shannon Entropy of $LL_p(\theta, \lambda)$

Here we derive the Shannon entropy of  $LL_p(\theta, \lambda)$  in terms of that of  $LL_0(\theta, \lambda)$ .

$$H_p(X) = E[-\log f(X; \theta, \lambda, p)]$$

$$= -E \left[ \log \left[ \frac{\theta^{2+p}}{\Gamma(1 + p) [1 + p + \lambda\theta]} (-\log X)^p (\lambda - \log X) X^{\theta-1} \right] \right]$$

$$\begin{aligned}
&= -\log \left[ \frac{\theta^{2+p}}{\Gamma(1+p)[1+p+\lambda\theta]} \right] - pE[\log(\log(1/X))] - E[\log\{(\lambda - \log X)X^{\theta-1}\}] \\
&= -\log \left[ \frac{\theta^{2+p}}{\Gamma(1+p)[1+p+\lambda\theta]} \right] - pE[\log(\log(1/X))] \\
&\quad - E \left[ \log \left\{ \frac{\theta^2}{1+\theta\lambda} (\lambda - \log X) X^{\theta-1} \right\} \right] + \log \left\{ \frac{\theta^2}{1+\theta\lambda} \right\} \\
&= \log \left[ \frac{(1+p+\lambda\theta)\Gamma(1+p)}{(1+\lambda\theta)\theta^p} \right] - pE[\log(\log(1/X))] + H_0(X) \tag{16}
\end{aligned}$$

It can be checked that for  $p=0$ ,  $H_p(X)$  reduces to  $H_0(X)$ , the Shannon entropy of  $LL_0(\theta, \lambda)$  which is the Log-Lindley (see proposition 2 in page 51 of Gomez et al., 2014). For integral values of index parameter  $p$ , exact expression for  $E[\log(\log(1/X))]$  can be obtained using Mathematica as follows.

$$\begin{aligned}
p=1, E[\log\{\log(1/X)\}] &= \frac{3+\theta\lambda - (2+\theta\lambda)(\gamma + \log \theta)}{2+\theta\lambda} \\
p=2, E[\log\{\log(1/X)\}] &= \frac{11+3\theta\lambda - 2(3+\theta\lambda)(\gamma + \log \theta)}{6+2\theta\lambda} \\
p=3, E[\log\{\log(1/X)\}] &= \frac{50+11\theta\lambda - 6(4+\theta\lambda)(\gamma + \log \theta)}{24+6\theta\lambda} \\
p=4, E[\log\{\log(1/X)\}] &= \frac{274+50\theta\lambda - 24(5+\theta\lambda)(\gamma + \log \theta)}{120+24\theta\lambda}, \dots
\end{aligned}$$

For example, Shannon Entropy for  $LL_1(\theta, \lambda)$  using (16) is given by

$$H_1(X) = \log \left[ \frac{(2+\lambda\theta)}{(1+\lambda\theta)\theta^2} \right] - \frac{3+\theta\lambda - (2+\theta\lambda)(\gamma + \log \theta)}{2+\theta\lambda} + H_0(X).$$

## 2.6 Stochastic Ordering

We will consider the likelihood ratio (LR), hazard rate (HR) and stochastic (ST) orderings for  $LL_p(\theta, \lambda)$  random variables in this section.

**Theorem1.** Let  $X_1$  and  $X_2$  be random variables following  $LL_{p_1}(\theta_1, \lambda_1)$  and  $LL_{p_2}(\theta_2, \lambda_2)$  distributions, respectively. If  $\theta_1 \leq \theta_2, \lambda_1 \leq \lambda_2$  and  $p_2 \leq p_1$  then  $X_1 \leq_{LR} X_2$ .

*Proof:* Consider the ratio

$$\frac{f(x; \theta_2, \lambda_2, p_2)}{f(x; \theta_1, \lambda_1, p_1)} = \frac{\theta_2^{2+p_2} \Gamma(1+p_1) [1+p_1+\lambda_1\theta_1]}{\theta_1^{2+p_1} \Gamma(1+p_2) [1+p_2+\lambda_2\theta_2]} (-\log x)^{p_2-p_1} h(x) \quad (17)$$

where  $h(x) = \frac{\lambda_2 - \log x}{\lambda_1 - \log x} x^{\theta_2 - \theta_1}$ . Gomez-Deniz et al. (2014) has shown that the function  $h(x)$  is non-decreasing for  $x \in (0,1)$  if  $\theta_1 \leq \theta_2, \lambda_1 \leq \lambda_2$ . Here, if  $p_2 \leq p_1$ , it is clear that  $(-\log x)^{p_2-p_1}$  is non-decreasing for  $x \in (0,1)$ . This implies that if  $\theta_1 \leq \theta_2, \lambda_1 \leq \lambda_2$  and  $p_2 \leq p_1$ , then the ratio in (17) is non-decreasing for  $x \in (0,1)$  and hence,  $X_1 \leq_{LR} X_2$ .  $\square$

The result on LR ordering leads to the following (Gomez-Deniz et al., 2014):  $X_1 \leq_{LR} X_2 \Rightarrow X_1 \leq_{HR} X_2 \Rightarrow X_1 \leq_{ST} X_2$ . Therefore, similar results as in Corollary 1 of Gomez-Deniz et al. (2014) can be shown for the new log-Lindley distribution as follows.

**Corollary 1.** Let  $X_1$  and  $X_2$  be random variables following  $LL_{p_1}(\theta_1, \lambda_1)$  and  $LL_{p_2}(\theta_2, \lambda_2)$  distributions, respectively. If  $\theta_1 \leq \theta_2, \lambda_1 \leq \lambda_2$  and  $p_2 \leq p_1$ , then

- a. the moments,  $E[X_1^k] \leq E[X_2^k]$  for all  $k > 0$ ;
- b. the hazard rates,  $r_1(x) \leq r_2(x)$  for all  $x \in (0,1)$ .

## 2.7 Convexity and Concavity for Generalized Log-Lindley Distribution

For brevity, we suppress the cdf notation for  $LL_p(\theta, \lambda)$  distribution in (5) as  $F(x)$  in this section.

**Theorem 2:** If  $0 < \theta \leq 1$ ,  $p \geq 0$  and  $\lambda \geq 0$ , then  $F(x)$  is concave for  $x \in (0,1)$ . Hence, for  $0 < \theta \leq 1$ ,  $F(x)$  is also log-concave for  $x \in (0,1)$  since  $F(x) \geq 0$ .

*Proof:* If  $0 < \theta \leq 1$ , then  $(-\log x)^p$ ,  $(\lambda - \log x)$  and  $(x)^{\theta-1}$  are decreasing in  $x \in (0,1)$  for  $p \geq 0$  and  $\lambda \geq 0$ . This implies that the pdf



$$F'(x) = f(x; \theta, \lambda, p) = \frac{\theta^{2+p}}{\Gamma(1+p)[1+p+\lambda\theta]} (-\log x)^p (\lambda - \log x) x^{\theta-1},$$

is decreasing in  $x \in (0,1)$ . Thus,  $F(x)$  is concave for  $x \in (0,1)$ .

Since  $F(x) \geq 0$ , concavity implies  $F(x)$  is also log-concave for  $x \in (0,1)$ .  $\square$

**Theorem 3.** The function  $F(x)$  is not convex or concave for  $x \in (0,1)$  for any  $\theta > 1$ ,  $p > 0$  and  $\lambda \geq 0$ .

*Proof:* For any  $\theta > 1$ ,  $p > 0$  and  $\lambda \geq 0$ , consider the second order derivative of  $F(x)$  given by

$$F''(x) = \frac{\theta^{2+p}}{\Gamma(1+p)[1+p+\lambda\theta]} x^{\theta-1} (-\log x)^{p-1} (\theta-1) \left\{ (\log x)^2 - \left( \lambda - \frac{p+1}{\theta-1} \right) \log x - \frac{p\lambda}{\theta-1} \right\}$$

In order for  $F(x)$  to be convex,  $F''(x)$  must be  $\geq 0$  or that the term

$$\left\{ (\log x)^2 - \left( \lambda - \frac{p+1}{\theta-1} \right) \log x - \frac{p\lambda}{\theta-1} \right\} \geq 0 \text{ for all } x \in (0,1). \text{ However, when } x \rightarrow 1,$$

$$\left\{ (\log x)^2 - \left( \lambda - \frac{p+1}{\theta-1} \right) \log x - \frac{p\lambda}{\theta-1} \right\} \rightarrow -\frac{p\lambda}{\theta-1} \leq 0.$$

Thus,  $F(x)$  is not convex for  $x \in (0,1)$  for any  $\theta > 1$ ,  $p > 0$  and  $\lambda \geq 0$ .

When  $x \rightarrow 0$ ,  $\left\{ (\log x)^2 - \left( \lambda - \frac{p+1}{\theta-1} \right) \log x - \frac{p\lambda}{\theta-1} \right\} \rightarrow \infty$ . This implies that  $F''(x)$

cannot be  $\leq 0$  for all  $x \in (0,1)$ . Therefore,  $F(x)$  is not concave for  $x \in (0,1)$  for any  $\theta > 1$ ,  $p > 0$  and  $\lambda \geq 0$ .  $\square$

Hence,  $F(x)$  is convex for  $x \in (0,1)$  only for  $p = 0$  and  $\lambda(\theta-1) \geq 1$  as shown in Gomez-Deniz et al. (2014).

### 3. Application to insurance premium loading

**Theorem 4.** If  $F(x; \theta, \lambda)$  of  $LL_p(\theta, \lambda)$  given by (5) then  $1 - F(1-x; \theta, \lambda)$  is a convex function from  $(0, 1)$  to  $(0, 1)$  for  $0 < \theta \leq 1$  and  $p \geq 0, \lambda \geq 0$ .

*Proof:* It has been shown in Theorem 2 that the cdf  $F(x; \theta, \lambda)$  of  $LL_p(\theta, \lambda)$  is concave for  $0 < \theta \leq 1$ .

Hence,  $1 - F(1 - x; \theta, \lambda)$  is a convex function from  $(0, 1)$  to  $(0, 1)$ .

Remark:  $F(x; \theta, \lambda)$  can be used as a distortion function to distort survival function (sf) of a given random variable as stated in the corollary below.

**Corollary 2.** If  $X$  is the risk with sf  $\bar{G}(x)$  and let  $Z$  be a distorted random variable with survival function  $H_{\theta\lambda}(x) = F[\bar{G}(x); \theta, \lambda]$  for  $0 < \theta < 1$  and  $p \geq 0, \lambda \geq 0$ . Then

$E[Z] = \int_0^\infty F[\bar{G}(x); \theta, \lambda] dx = P_{\theta\lambda}(x)$  is a premium principle such that

- i.  $P(X) \leq P_{\theta, \lambda}(X) \leq P_{\max}(X)$
- ii.  $P_{\theta\lambda}(ax + b) = aP_{\theta\lambda}(x) + b$
- iii. if  $X_1$  precedes  $X_2$  under first stochastic dominance that is if  $\bar{G}_1(x_1) \leq \bar{G}_2(x_2)$  then  $P_{\theta, \lambda}(X_1) \leq P_{\theta, \lambda}(X_2)$
- iv. if  $X_1$  precedes  $X_2$  under second stochastic dominance that is if  $\int_0^\infty \bar{G}_1(x_1) dx_1 \leq \int_0^\infty \bar{G}_2(x_2) dx_2$  then  $P_{\theta, \lambda}(X_1) \leq P_{\theta, \lambda}(X_2)$

Where  $P(X) = E(X)$  is the net premium/ average loss,  $P_{\max}(X) = E[\max\{X_1, \dots, X_n\}]$  is the maximum premium of the insurance product  $\bar{G}_1(x_1)$  and  $\bar{G}_2(x_2)$  are sf of two non negative risk r.v. respectively.

*Proof:* Since from theorem 2 above we know that  $F(x; \theta, \lambda)$  is concave for  $x \in (0, 1)$  when  $0 < \theta \leq 1$ ,  $p \geq 0$  and  $\lambda \geq 0$  and is an increasing function of  $x$  with  $F(0; \theta, \lambda) = 0$  and  $F(1; \theta, \lambda) = 1$ . Therefore by definition 6 of distortion premium principle and subsequent properties thereof in Wang (1996) the results follow immediately.

#### 4. Parameter Estimation: Maximum Likelihood Estimation

The likelihood function for a random sample of size  $n$  from the  $LL_p(\theta, \lambda)$  is

$$L = \frac{\theta^{n(2+p)}}{[\Gamma(1+p)(1+p+\lambda\theta)]^n} \left( \prod_{i=1}^n -\log x_i \right)^p \prod_{i=1}^n (\lambda - \log x_i) x_i^{\theta-1}.$$

The log-likelihood function is then given by

$$\begin{aligned} l = \log L = n(2+p)\log \theta - n\log \Gamma(1+p) - n\log(1+p+\lambda\theta) + p \sum_{i=1}^n \log(-\log x_i) \\ + \sum_{i=1}^n \log(\lambda - \log x_i) + (\theta-1) \sum_{i=1}^n \log x_i. \end{aligned}$$

The first and second order derivatives of the log-likelihood function are:

$$\frac{\partial l}{\partial \theta} = \frac{n(2+p)}{\theta} - \frac{n\lambda}{1+p+\lambda\theta} + \sum_{i=1}^n \log x_i$$

$$\frac{\partial l}{\partial \lambda} = \frac{n\theta}{1+p+\lambda\theta} + \sum_{i=1}^n \frac{1}{\lambda - \log x_i}$$

$$\frac{\partial l}{\partial p} = n\log \theta - n \frac{\Gamma'(1+p)}{\Gamma(1+p)} - \frac{n}{1+p+\lambda\theta} + \sum_{i=1}^n \log[\log[1/x_i]]$$

$$\frac{\partial^2 l}{\partial \theta^2} = -\frac{n(2+p)}{\theta^2} + \frac{n\lambda^2}{(1+p+\lambda\theta)^2} = -\frac{n[(2+p)(1+p+\lambda\theta)^2 - \lambda^2\theta^2]}{\theta^2(1+p+\lambda\theta)^2}$$

$$\frac{\partial^2 l}{\partial \lambda^2} = -\frac{n\theta^2}{(1+p+\lambda\theta)^2} - \sum_{i=1}^n \frac{1}{(\lambda - \log x_i)^2}$$

$$\frac{\partial^2 l}{\partial p^2} = n \left[ \frac{\Gamma'(1+p)}{\Gamma(1+p)} \right]^2 - n \frac{\Gamma''(1+p)}{\Gamma(1+p)}$$

$$\frac{\partial^2 l}{\partial \lambda \partial \theta} = \frac{n\lambda\theta}{(1+p+\lambda\theta)^2} - \frac{n}{1+p+\lambda\theta}$$

$$\frac{\partial^2 l}{\partial p \partial \theta} = \frac{n}{\theta} + \frac{n\lambda}{(1+p+\lambda\theta)^2}$$

$$\frac{\partial^2 l}{\partial p \partial \lambda} = -\frac{n\theta}{(1+p+\lambda\theta)^2}$$

For information matrix we obtain the following result

$$E\left[\sum_{i=1}^n \frac{1}{(\lambda - \log x_i)^2}\right] = \frac{\theta^{2+p} e^{\lambda\theta}}{\Gamma(1+p)[1+p+\lambda\theta]} \sum_{r=0}^p \binom{p}{r} \left(\frac{1}{\lambda\theta}\right)^r (-\lambda)^p \Gamma(r, \lambda\theta).$$

For  $p=0$ , this reduces to the result given in Gomez et al. (2014).

The information matrix is given by

$$\begin{pmatrix} \frac{n[(2+p)(1+p+\lambda\theta)^2 - \lambda^2\theta^2]}{\theta^2(1+p+\lambda\theta)^2} & -\frac{n\lambda\theta}{(1+p+\lambda\theta)^2} + \frac{n}{1+p+\lambda\theta} & -\frac{n}{\theta} - \frac{n\lambda}{(1+p+\lambda\theta)^2} \\ -\frac{n\theta^2}{(1+p+\lambda\theta)^2} + \frac{\theta^{2+p}e^{\lambda\theta}}{\Gamma(1+p)[1+p+\lambda\theta]} \sum_{r=0}^p \binom{p}{r} \left(\frac{1}{\lambda\theta}\right)^r (-\lambda)^p \Gamma(r, \lambda\theta) & \frac{n\theta^2}{(1+p+\lambda\theta)^2} & -n \left[ \frac{\Gamma'(1+p)}{\Gamma(1+p)} \right]^2 + n \frac{\Gamma''(1+p)}{\Gamma(1+p)} \end{pmatrix}$$

This matrix can be inverted to get asymptotic variance-covariance matrix for the maximum likelihood estimates.

## 5. Numerical Applications

In this section, for the purpose of application with the  $LL_p(\theta, \lambda)$  regression model, re-parameterization of the distribution is required. The  $LL_p(\theta, \lambda)$  will be re-parameterized in terms of its mean,  $\mu$  in (14) together with two other new parameters  $\phi$  and  $\gamma$  such that the parameters in (4) are replaced by:

$$\theta = \frac{\mu\gamma(2+\phi) + \sqrt{\mu^2\gamma^2\phi^2 + 4\mu\gamma(1+\phi)}}{2(1-\mu\gamma)(1+\phi)}, p = \frac{\log \gamma}{\log[(1+\theta)/\theta]}, \lambda = \left(\frac{1+p}{1+\theta}\right)\phi$$

The new parameters are such that  $0 < \mu < 1$ ,  $\phi > 0$ ,  $1 \leq \gamma < 1/\mu$ . The  $LL_p(\theta, \lambda)$  will now be denoted in terms of the new parameters as  $LL_\gamma(\mu, \phi)$ . When  $\gamma = 1$ , the re-parameterized log-Lindley distribution is obtained.

Suppose that a random sample  $Y_1, Y_2, \dots, Y_n$  of size  $n$  is obtained from the  $LL_\gamma(\mu, \phi)$  distribution. For a set of  $k$  covariates, the logit link for the  $LL_\gamma(\mu, \phi)$  regression model gives the mean for each  $Y_i$  as

$$\mu_i = \frac{\exp(\mathbf{x}_i^T \boldsymbol{\beta})}{1 + \exp(\mathbf{x}_i^T \boldsymbol{\beta})}, \quad i = 1, 2, \dots, n$$

where  $\mathbf{x}_i^T = (1, x_{i1}, \dots, x_{ik})$  are the covariates with corresponding coefficients  $\boldsymbol{\beta} = (\beta_0, \beta_1, \dots, \beta_k)$ .

Here, the beta, LL and  $LL_\gamma(\mu, \phi)$  regression models are applied on the data set originally used in Schmit and Roth (1990) and considered in Gomez-Deniz et al. (2014) about the cost effectiveness of risk management (measured in percentages) in relation to exposure to certain property and casualty losses, adjusted by several other variables such as size of assets and industry risk. Description on the data set may be found in Gomez-Deniz et al. (2014). We take the response variable to be  $y = \text{FIRMCOST}/100$ . Six other variables (covariates) are ASSUME ( $x_1$ ), CAP ( $x_2$ ), SIZELOG ( $x_3$ ), INDCOST ( $x_4$ ), CENTRAL ( $x_5$ ) and SOPH ( $x_6$ ). Similar to the analysis on the same data set by Jodra and Jimenez-Gamero (2016), who used a different re-parameterization of the Log-Lindley distribution, we investigated the cases of  $y$  and  $1 - y$  with and without covariates.

Analysis was performed using the R packages. Beta regression is performed using the package *betareg*, while LL and  $LL_\gamma(\mu, \phi)$  regressions are performed through optimization using the function *mle2* under the package *bbmle*. The log-likelihood values and parameter estimates for the models considered, with and without covariates, are presented in Table 1.

**Table 1.** Log-likelihood values and parameter estimates for beta, Log-Lindley and generalized Log-Lindley models, with and without covariates

Models	$Y$		$1 - y$	
	Log-likelihood	Estimates	Log-likelihood	Estimates
<i>(a) Without covariates</i>				
Beta( $a, b$ )	76.1175	$a = 0.6125$ $b = 3.7979$	76.1175	$a = 3.7979$ $b = 0.61252$
Log-Lindley, LL	76.6042	$\lambda = 0.03427$ $\theta = 0.6907$	69.0196	$\lambda = 4.16 \times 10^3$ $\theta = 5.9076$
Generalized Log-Lindley, $LL_p(\theta, \lambda)$	83.2511	$\lambda = 0.3824$ $\theta = 1.2694$ $p = 1.7819$	69.0195	$\lambda = 2.66 \times 10^3$ $\theta = 5.9077$ $p = 1.0 \times 10^{-6}$
<i>(b) With covariates and logit link for regression</i>				
Beta( $\mu, \phi$ )	87.7230	$\beta_0 = 1.8880$ $\beta_1 = -0.01214$ $\beta_2 = 0.1780$ $\beta_3 = -0.5115$ $\beta_4 = 1.2363$ $\beta_5 = -0.01216$ $\beta_6 = -0.003721$ $\phi = 6.331$	87.7230	$\beta_0 = -1.8880$ $\beta_1 = 0.01214$ $\beta_2 = -0.1780$ $\beta_3 = 0.5115$ $\beta_4 = -1.2363$ $\beta_5 = 0.01216$ $\beta_6 = 0.003721$ $\phi = 6.331$
Log-Lindley, $LL_1(\mu, \phi)$	83.7575	$\beta_0 = 1.6767$ $\beta_1 = -7.57 \times 10^{-3}$	96.7689	$\beta_0 = -2.7200$ $\beta_1 = 0.03208$

		$\beta_2 = 0.08903$		$\beta_2 = -0.7378$
		$\beta_3 = -0.4281$		$\beta_3 = 0.7024$
		$\beta_4 = 0.9687$		$\beta_4 = -3.7854$
		$\beta_5 = -0.02318$		$\beta_5 = 6.86 \times 10^{-3}$
		$\beta_6 = 2.91 \times 10^{-4}$		$\beta_6 = 0.03593$
		$\phi = 0.03488$		$\phi = 67.212$
Generalized	91.9525	$\beta_0 = 0.2175$	96.8252	$\beta_0 = -2.7149$
Log-Lindley,		$\beta_1 = 0.004907$		$\beta_1 = 0.03221$
$LL_\gamma(\mu, \phi)$		$\beta_2 = -0.1335$		$\beta_2 = -0.7508$
		$\beta_3 = -0.2644$		$\beta_3 = 0.7049$
		$\beta_4 = 0.4451$		$\beta_4 = -3.7945$
		$\beta_5 = -0.07726$		$\beta_5 = 0.002473$
		$\beta_6 = 0.005268$		$\beta_6 = 0.03570$
		$\phi = 0.1755$		$\phi = 65.0001$
		$\gamma = 2.6735$		$\gamma = 1.0021$

In terms of the log-likelihood values, it is clear from the results in Table 1 that the generalized Log-Lindley model fits the data best with or without covariates for the response variable  $y$ . It is also the best model for the regression of  $1 - y$ , while the beta model is the best for this case without covariates. For the case of modeling  $1 - y$  without covariates, it is seen that the estimates for the parameter  $p$  of the  $LL_p(\theta, \lambda)$  model approaches 0 and hence, approaches the results for the LL distribution. Similarly for the regression of  $1 - y$  with covariates, the estimates of the parameter  $\gamma$  for the  $LL_\gamma(\mu, \phi)$  model approaches 1 and hence, the results approach that of the LL regression model.

## 6. Conclusion

A generalized Log-Lindley distribution has been investigated with important properties such as the pdf, cdf, survival function and hazard rate function derived. Application to a real life data set shows the relevance of the newly proposed distribution in regression modeling. The proposed distribution nests the Log Lindley distribution proposed by Gomez-Deniz et al. (2014).

## References

1. G'omez-D'eniz, E, Sordo, M.A. and Calder'in-Ojeda, E (2014). The Log-Lindley distribution as an alternative to the beta regression model with applications in insurance, *Insurance: Mathematics and Economics*, 54, 49-57.
2. Jodra, P. and Jimenez-Gamero, M.D. (2016). A note on the Log-Lindley distribution, *Insurance: Mathematics and Economics*, 71, 189-194.
3. Jones, M.C. (2009). Kumaraswamy's distribution: a beta-type distribution with some tractability advantages, *Statistical Methodology*, 6, 70-81.
4. Nadaraja, S. (2005) Exponentiated Beta Distribution -, *Computers and Mathematics with Application*, 49, 1029-1035
5. Schmit, J.T., Roth, K. (1990). Cost effectiveness of risk managements practice. *The Journal of Risk and Insurance* 57 (3), 455-470.
6. Wang, S. (1996). Premium calculation by transforming the layer premium density, *Astin Bulletin*, 26 (1), 71-92.
7. Zakerzadeh, H., Dolati, A., 2010. Generalized Lindley distribution. *Journal of Mathematical Extension* 3 (2), 13-25.