

The generalised random dot product graph

Patrick Rubin-Delanchy^{*}, Carey E. Priebe^{**}, and Minh Tang^{**}

^{*}University of Bristol and Heilbronn Institute for Mathematical Research, U.K.

^{**}Johns Hopkins University, U.S.A.

Abstract

This paper introduces a latent position network model, called the generalised random dot product graph, comprising as special cases the stochastic blockmodel, mixed membership stochastic blockmodel, and random dot product graph. In this model, nodes are represented as random vectors on \mathbb{R}^d , and the probability of an edge between nodes i and j is given by the bilinear form $X_i^T I_{p,q} X_j$, where $I_{p,q} = \text{diag}(1, \dots, 1, -1, \dots, -1)$ with p ones and q minus ones, where $p + q = d$. As we show, this provides the only possible representation of nodes in \mathbb{R}^d such that mixed membership is encoded as the corresponding convex combination of latent positions. The positions are identifiable only up to transformation in the indefinite orthogonal group $O(p, q)$, and we discuss some consequences for typical follow-on inference tasks, such as clustering and prediction.

1 Introduction

Because they appear in virtually every facet of the digital world, there is considerable value in being able to make inference and predictions based on networks. In Statistics, such endeavours often start with a probability model, mapping unknown quantities of interest to the data, and, here, one is proposed which strikes a promising balance of generality and interpretability.

Our focus is on the simplest case of modelling a graph, that is, a set of nodes and (undirected) edges. To start discussions, we consider first the benefits and drawbacks of a foundational model known as the stochastic blockmodel (Holland et al., 1983). In this model, the nodes of the graph can be grouped into k communities, such that the probability of two nodes forming an edge is dependent only on the two communities involved, and is given by a $k \times k$ inter-community edge probability matrix B . Under basic exchangeability assumptions (Aldous, 1981; Hoover, 1979), the model can be regarded as providing a piecewise constant, or even histogram (Olhede and Wolfe, 2014), approximation to any random graph model satisfying basic exchangeability assumptions (Aldous, 1981; Hoover, 1979). Its generality yet simple interpretation make it a natural candidate for exploratory data analysis and the model is very popular in practice. However, one obvious issue is its discrete structure, in particular, the ‘hard’ assignment of every node to a single community. We would often prefer to describe node behaviour in a more continuous way.

In a seminal paper, Hoff et al. (2002) considered a number of *latent position models* where, in abstract terms, each node i is mapped to a point X_i in some space, and two nodes i and j connect with probability given by a function $f(X_i, X_j)$. Distance is an obvious criterion and the authors considered the choice $f(x, y) = \text{logistic}(-\|x - y\|)$, among others. Although natural and interpretable, it is also fairly obvious that none of the proposed models reproduce the stochastic blockmodel in its full generality. The impetus of this paper is to find a latent position model that *does*, while meaningfully representing the nodes of the graph as points in space.

Central to our proposal is the notion of *mixed membership*, introduced by Airoldi et al. (2008). In the mixed membership stochastic blockmodel (again, a very popular model), each node i chooses to act as a member of one community or another, for each potential edge, according to a k -dimensional community membership probability vector π_i .

Now, consider how such a model might be represented in latent space. Suppose that nodes acting as perfect members of a single community are mapped to (yet unspecified) vectors v_1, \dots, v_k . It would be desirable, we claim, if node i had the position $X_i = \sum \pi_{ir} v_r$.

Among all possible choices for f , our simple yet meaningful discovery is that, in \mathbb{R}^d , there is essentially only one where this basic property holds. Ignoring equivalent models obtained by affine transformation, we must have $f(x, y) = x^T I_{p,q} y$, where $I_{p,q} = \text{diag}(1, \dots, 1, -1, \dots, -1)$, with p ones followed by q minus ones on its diagonal, and where $p > 0$ and $q \geq 0$ satisfy $p + q = d$.

A consequence of this result is that the model has the broader property of reproducing all mixtures of behaviours as analogous convex combinations in latent space. Concretely, if $X_1 = 1/2X_2 + 1/2X_3$ then, for each potential edge, we can imagine node 1 to be flipping a coin, and acting as node 2 or 3 depending on the outcome. This property provides an interpretation of latent space that is meaningful outside of the context of a mixed membership stochastic blockmodel, for example, to situations where there are no well-defined communities.

Our model is obviously named after the *random dot product graph* (Nickel, 2006; Young and Scheinerman, 2007; Athreya et al., 2016) where $p = d$ and $q = 0$, yielding the standard Euclidean inner product, and this connection is propitious for statistical theory. For the random dot product graph, estimates of the latent positions using spectral embedding have a number of known, powerful asymptotic properties. Their discovery has led to concrete advances in spectral estimation methodology for stochastic and mixed membership stochastic blockmodels where B is non-negative definite. For example, the central limit theorems of Athreya et al. (2016) (for adjacency spectral embedding) and Tang and Priebe (2016) (for the normalised Laplacian) make it clear that Gaussian mixture modelling (Fraley and Raftery, 1999) should be preferred to k -means (Lloyd, 1982) for spectral clustering (Von Luxburg, 2007) to estimate the non-negative definite stochastic blockmodel. The $2 \rightarrow \infty$ norm result of Lyzinski et al. (2017), which bounds with high probability the maximum distance between any estimated latent position and its true value, was exploited by Rubin-Delanchy et al. (2017) to prove that adjacency spectral embedding, followed by minimum volume enclosing convex polytope fitting, leads to a consistent estimate of the non-negative definite mixed membership stochastic blockmodel.

At the same time, the non-negative definite assumptions of the random dot product graph are restrictive. Our model is needed to reproduce *all* stochastic blockmodels and mixed membership stochastic blockmodels; specifically, to include (very commonly encountered) graphs exhibiting disassortative connectivity behaviour, e.g. where ‘opposites attract’. The added value of our approach is demonstrated in real data concerning the computer network of Los Alamos National Laboratory (Kent, 2016) where, for reasons of cyber-security, there is interest in modelling the a priori probability of any new connection that occurs.

In the generalised random dot product graph, latent positions are identifiable only up to transformation in the indefinite orthogonal group $O(p, q)$, i.e. $d \times d$ matrices satisfying $W^T I_{p,q} W = I_{p,q}$. The group includes some standard rotations, but also hyperbolic rotations, with the following important consequence: *the distance between latent positions is not identifiable* in general. In the case $p = 1, q = 3$, this is just as in the theory of special relativity, where the distance between two points in spacetime is not well-defined outside of a given inertial frame of reference. Apart from issues of identifiability, estimation theory is left to future papers.

The rest of this article is organised as follows. In Section 2 we introduce the model formally, and show how the stochastic blockmodel and mixed membership stochastic blockmodel occur as special cases. Next, we prove our main result, in Theorem 8, that using $f(x, y) = x^T I_{p,q} y$ provides essentially the only way of reproducing mixed membership as convex combination on \mathbb{R}^d . Section 3 discusses identifiability issues. Section 4 contains the real data example, and Section 5 concludes.

2 The generalised random dot product graph

This article considers a random, undirected, simple graph with no self-loops on nodes labelled $1, \dots, n$. The graph is represented through its *adjacency matrix*, which is a symmetric, hollow matrix $A \in \{0, 1\}^{n \times n}$ where $A_{ij} = 1$ when there exists an edge between nodes i and j . We propose the following model:

Definition 1 (Generalised random dot product graph). Let $\mathcal{X} \subset \mathbb{R}^d$ be a convex set such that $x^T I_{p,q} y \in [0, 1]$ for all $x, y \in \mathcal{X}$, where $p > 0, q \geq 0$ are two integers summing to d . Let F be a joint distribution on \mathcal{X}^n . We say that $(X, A) \sim \text{GRDPG}(F)$, with signature (p, q) , if the following hold. First, let $(X_1, \dots, X_n) \sim F$ and $X = [X_1, \dots, X_n]^T$. Second, the matrix A is defined to be

a symmetric, hollow matrix such that, for all $i < j$,

$$A_{ij} \mid X_1, \dots, X_n \stackrel{ind}{\sim} \text{Bernoulli}(X_i^T I_{p,q} X_j).$$

As we next show, two very popular models, the stochastic blockmodel (SBM) and the mixed membership stochastic blockmodel (MMSBM), are special cases. Hereafter, $\text{abs}(M)$ and $M^{1/2}$ mean respectively the element-wise absolute-value and square-root of a diagonal matrix M .

2.1 Special case 1: the stochastic blockmodel

Definition 2 (Stochastic blockmodel). Let $k \in \mathbb{N}$, $B \in [0, 1]^{k \times k}$ and symmetric, and let $\omega = [\omega_1, \dots, \omega_k]^T \in \Delta^{k-1}$ where Δ^m denotes the standard unit m -simplex. We say that $(C, A) \sim \text{SBM}(B, \omega)$ if the following hold. First let, $C = (C_1, \dots, C_n)$ where $C_i \stackrel{i.i.d.}{\sim} \text{multinomial}(\omega)$. Then $A \in \{0, 1\}^{n \times n}$ is defined to be a symmetric, hollow matrix such that for all $i < j$,

$$A_{ij} \mid C \stackrel{ind}{\sim} \text{Bernoulli}\{B_{c_i, c_j}\}.$$

Hereafter, B is assumed to have at least one positive entry.

Lemma 3 (Stochastic blockmodels are generalised random dot product graphs). Let $(C, A) \sim \text{SBM}(B, \omega)$, and write $B = U_d \Sigma_d U_d^T$, where $U_d \in \mathbb{R}^{k \times d}$ has orthonormal columns, $\Sigma_d \in \mathbb{R}^{d \times d}$ is diagonal and has $p > 0$ positive followed by $q \geq 0$ negative eigenvalues on its diagonal, and $d = p + q = \text{rank}(B)$. Set X_i equal to the C_i th column of $\text{abs}\{\Sigma_d\}^{1/2} U_d^T$ and let $X = [X_1, \dots, X_n]^T$. Then $(X, A) \sim \text{GRDPG}(F)$, with signature (p, q) . Under this (discrete) distribution F , the random vectors X_1, \dots, X_n are i.i.d. replicates of a random vector drawn at random from the columns of $\Sigma_d^{1/2} U_d^T$.

The proof of this lemma is straightforward and omitted. In this latent position representation of the SBM, the communities are points $v_1, \dots, v_k \in \mathbb{R}^d$, the k columns of $\text{abs}\{\Sigma_d\}^{1/2} U_d^T$. Note that the process by which nodes group into communities is not always multinomial, and varies across the literature, for example, the Chinese restaurant process is a common choice. Clearly, this can be reflected using another distribution F , on the same support $\{v_1, \dots, v_k\}^n$, where the X_i have the appropriate dependence structure. The matrix B is often assumed to have full rank, in which case we have $k = d$, and this point is also valid next.

2.2 Special case 2: the mixed membership stochastic blockmodel

Airoldi et al. (2008) introduce a *mixed membership stochastic blockmodel*, which, as in Rubin-Delanchy et al. (2017), is now modified so as to generate undirected graphs.

Definition 4 (Mixed membership stochastic blockmodel — undirected version). Let $k \in \mathbb{N}$, $B \in [0, 1]^{k \times k}$ and symmetric, and $\alpha \in \mathbb{R}_+^k$. We say that $(\pi, A) \sim \text{MMSBM}(B, \alpha)$ if the following hold. First, let $\pi_1, \dots, \pi_n \stackrel{i.i.d.}{\sim} \text{Dirichlet}(\alpha)$ and define $\pi = [\pi_1, \dots, \pi_n]^T \in (\Delta^{k-1})^n \subset [0, 1]^{n \times k}$, where Δ^m denotes the standard m -simplex. Second, the matrix $A \in \{0, 1\}^{n \times n}$ is defined to be a symmetric, hollow matrix such that for all $i < j$,

$$A_{ij} \mid \pi \stackrel{ind}{\sim} \text{Bernoulli}(B_{z_{i \rightarrow j}, z_{j \rightarrow i}}),$$

where

$$z_{i \rightarrow j} \stackrel{ind}{\sim} \text{multinomial}(\pi_i) \quad \text{and} \quad z_{j \rightarrow i} \stackrel{ind}{\sim} \text{multinomial}(\pi_j).$$

Lemma 5 (Mixed membership stochastic blockmodels are generalised random dot product graphs). Let $(\pi, A) \sim \text{MMSBM}(B, \alpha)$, and write $B = U_d \Sigma_d U_d^T$, where $U_d \in \mathbb{R}^{k \times d}$ has orthonormal columns, $\Sigma_d \in \mathbb{R}^{d \times d}$ is diagonal and has $p > 0$ positive followed by $q \geq 0$ negative eigenvalues on its diagonal, and $d = p + q = \text{rank}(B)$. Let $X = [X_1, \dots, X_n]^T = \pi U_d \text{abs}\{\Sigma_d\}^{1/2}$. Then $(X, A) \sim \text{GRDPG}(F)$, with signature (p, q) . Under this distribution F , the random vectors X_1, \dots, X_n are i.i.d. replicates of a random vector $\text{abs}\{\Sigma_d\}^{1/2} U_d^T w$, where $w \sim \text{Dirichlet}(\alpha)$.

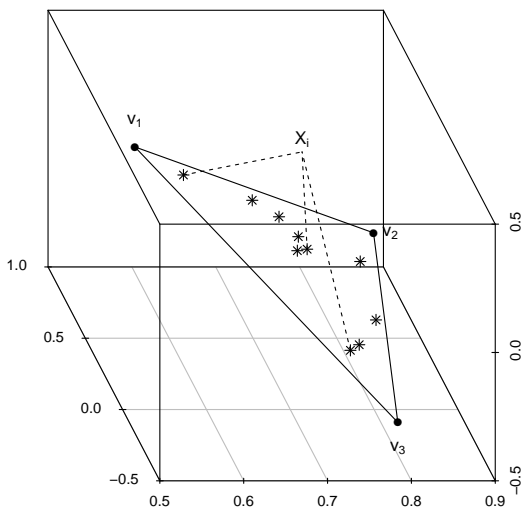


Figure 1: Illustration of the representation of an MMSBM as a GRDPG, with $d = k = 3$. The latent positions X_1, \dots, X_n are independently distributed on the convex hull of the k columns of $\text{abs}\{\Sigma_d\}^{1/2}U_d^T$, denoted v_1, \dots, v_k , representing the communities. If node i has a community membership probability vector π_i , then its position in latent space is the corresponding convex combination of v_1, \dots, v_k . The probability of an edge between nodes i and j is given by $X_i^T I_{p,q} X_j$.

As illustrated in Figure 1, in the GRDPG representation of the MMSBM, the k columns of $\text{abs}\{\Sigma_d\}^{1/2}U_d^T$ are vectors $v_1, \dots, v_k \in \mathbb{R}^d$ representing the communities. Each latent position X_i is a convex combination of these vectors which maps exactly to the node's community membership probability vector π_i . The proof of this lemma is a straightforward modification of Lemma 3 in Rubin-Delanchy et al. (2017) and is omitted.

2.3 Reproducing mixtures of behaviour as convex combinations in latent space

We now explain why the GRPDG provides essentially the only way of faithfully reproducing mixtures of behaviour in latent space (including mixed community membership in the case of the MMSBM).

Definition 6 (Latent position model). Let $X_1, \dots, X_n \in \mathcal{X}$, where \mathcal{X} is a set. Let $f : \mathcal{X}^2 \rightarrow [0, 1]$ be a symmetric function. We say that A follows a latent position model with kernel f if, for all $i < j$,

$$A_{ij} \mid X_1, \dots, X_n \stackrel{\text{ind}}{\sim} \text{Bernoulli}\{f(X_i, X_j)\}.$$

Property 7 (Reproducing mixtures of behaviour). Suppose that \mathcal{X} is a convex subset of a real vector space, and that S is a subset of \mathcal{X} whose convex hull is \mathcal{X} . We say that a symmetric function $f : \mathcal{X}^2 \rightarrow [0, 1]$ reproduces mixtures of behaviours from S if, whenever $x = \sum_{r=1}^m \alpha_r u_r$, where $u_r \in S$, $0 \leq \alpha_r \leq 1$ and $\sum \alpha_r = 1$, we have

$$f(x, y) = \sum_r \alpha_r f(u_r, y),$$

for any y in \mathcal{X} .

To elucidate this property, suppose $X_1, \dots, X_4 \in S$, and $X_1 = 1/2X_2 + 1/2X_3$, and we are in a latent position model where f satisfies the above. To decide whether there is an edge between nodes 1 and 4 we can, instead of using $f(X_1, X_4)$, flip a coin, and generate an edge with probability $f(X_2, X_4)$ if it comes up heads, and with probability $f(X_3, X_4)$ otherwise. If X_1 is a convex combination involving more terms, we simply draw from the appropriate multinomial distribution instead.

Now, in the context of the MMSBM, suppose that the communities are represented as (yet unspecified) vectors $v_1, \dots, v_k \in \mathcal{X}$, and define f at those points so that $f(v_i, v_j) = B_{ij}$. If we can find an extension of f on \mathcal{X} so that f satisfies the above property with $S = \{v_1, \dots, v_k\}$, then the MMSBM can be reproduced by positioning each X_i at the convex combination of v_1, \dots, v_k given by π_i .

Our next theorem shows that, at least in finite dimension, there exists exactly one such f , up to affine transformation.

Theorem 8. *Suppose \mathcal{X} is a subset of \mathbb{R}^l for some $l \in \mathbb{N}$. No matter how S is chosen, f reproduces mixtures of behaviours on S if and only if there exist integers $p > 0$, $q \geq 0$, $d = p + q \leq l + 1$, a matrix $T \in \mathbb{R}^{d \times l}$, and a vector $\nu \in \mathbb{R}^d$ so that $f(x, y) = (Tx + \nu)^T I_{p,q} (Ty + \nu)$, for all $x, y \in \mathcal{X}$.*

The potential need for an extra dimension ($d \leq l + 1$) may come as a surprise. In fact, the MMSBM is an example where this arises. In Figure 1, we see that the latent space could be reduced to two dimensions by fitting a plane to v_1, v_2, v_3 . We could then construct a coordinate system on that plane, and consider the kernel, say g , induced by the change of coordinates. However, it may be impossible to write $g(x, y) = (Tx + \nu)^T I_{p,q} (Ty + \nu)$ for $T \in \mathbb{R}^{2 \times 2}$, $\nu \in \mathbb{R}^2$.

The proof of Theorem 8 is a direct consequence of the following two lemmas, each proved in the appendix. Let $\text{aff}(C)$ denote the *affine hull* of a set $C \subseteq \mathbb{R}^d$,

$$\text{aff}(C) = \left\{ \sum_{i=1}^n \alpha_i u_i; n \in \mathbb{N}, u_i \in C, \alpha_i \in \mathbb{R}, \sum_{i=1}^n \alpha_i = 1 \right\}.$$

We say that a function $\mathbb{R}^d \times \mathbb{R}^d \rightarrow \mathbb{R}$ is a bi-affine form if it is an affine function when either argument is fixed, i.e. $g\{\lambda x_1 + (1 - \lambda)x_2, y\} = \lambda g(x_1, y) + (1 - \lambda)g(x_2, y)$ and $g\{x, \lambda y_1 + (1 - \lambda)y_2\} = \lambda g(x, y_1) + (1 - \lambda)g(x, y_2)$, for any $x, y, x_1, x_2, y_1, y_2 \in \mathbb{R}^d$, $\lambda \in \mathbb{R}$.

Lemma 9. *Suppose \mathcal{X} is a convex subset of \mathbb{R}^l , for some $l \in \mathbb{N}$. Then f reproduces mixtures of behaviour on S if and only if it can be extended to a symmetric bi-affine form $g : \text{aff}(\mathcal{X}) \times \text{aff}(\mathcal{X}) \rightarrow \mathbb{R}$.*

We say that a function $h : \mathbb{R}^d \times \mathbb{R}^d \rightarrow \mathbb{R}$ is a bilinear form if it is a linear function when either argument is fixed.

Lemma 10. *Suppose $g : \text{aff}(\mathcal{X}) \times \text{aff}(\mathcal{X}) \rightarrow \mathbb{R}$ is a bi-affine form. Let $\ell = \dim\{\text{aff}(\mathcal{X})\} \leq l$. Then there exist a matrix $R \in \mathbb{R}^{(\ell+1) \times \ell}$, a vector $\mu \in \mathbb{R}^{\ell+1}$, and a bilinear form $h : \mathbb{R}^{(\ell+1)} \times \mathbb{R}^{(\ell+1)} \rightarrow \mathbb{R}$ such that $g(x, y) = h(Rx + \mu, Ry + \mu)$, for all $x, y \in \text{aff}(\mathcal{X})$.*

As is well-known, because h is a symmetric bilinear form on a finite-dimensional real vector space, it can be written $h(x, y) = x^T Q y$ where $Q \in \mathbb{R}^{(\ell+1) \times (\ell+1)}$ is a symmetric matrix. Write $Q = V_d S_d V_d^T$ where $V_d \in \mathbb{R}^{(\ell+1) \times d}$ has orthonormal columns, $S_d \in \mathbb{R}^{d \times d}$ is diagonal and has $p \geq 0$ positive followed by $q \geq 0$ negative eigenvalues on its diagonal, and $d = p + q = \text{rank}(Q)$. Next, define $M = V_d \text{abs}(S_d)^{1/2}$. Then,

$$\begin{aligned} f(x, y) &= g(x, y) = h(Rx + \mu, Ry + \mu) \\ &= \{M(Rx + \mu)\}^T I_{p,q} \{M(Ry + \mu)\} = (Tx + \nu)^T I_{p,q} (Ty + \nu), \end{aligned}$$

where $T = MR$ and $\nu = M\mu$. Since $f(x, x) \geq 0$ on \mathcal{X}^2 , we must have $p > 0$ unless f is uniformly zero over \mathcal{X}^2 .

3 Identifiability

Consider a matrix $W \in \mathbb{R}^{d \times d}$ satisfying $W^T I_{p,q} W = I_{p,q}$. In the definition of the GRDPG, it is clear that the conditional distribution of A given X_1, \dots, X_n would be unchanged if each X_i was replaced by WX_i . If only A is observed, as we expect to be the usual case, the vectors X_1, \dots, X_n are identifiable only up to transformation by such matrices, which form the *indefinite orthogonal group*, denoted $O(p, q)$.

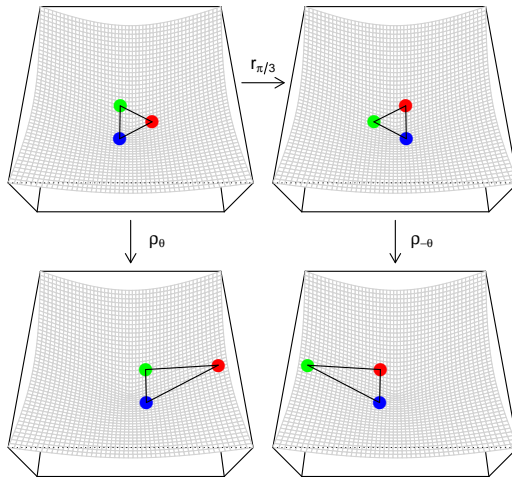


Figure 2: Identifiability of the latent positions of a GRDPG. In each figure, the three coloured points represent communities, v_1, v_2, v_3 , of an SBM or MMSBM corresponding to a matrix B , given in the main text. With this choice of B , the corresponding GRDPG has signature $(1, 2)$. Transformations in the group $O(1, 2)$ include some rotations (e.g. that used to go from the top-left to top-right triangle), but also hyperbolic rotations (e.g. the two shown going from top-left to bottom-left and top-right to bottom-right). There are therefore group elements which change inter-point distances. On the left, the blue vertex is closer to the green, whereas on the right it is closer to the red; all three vertices are equidistant in the top row. Further details in main text.

The case $q = 0$ is familiar, where $O(p, q)$ reduces to the ordinary orthogonal group, and inter-point distances are invariant. When $q > 0$, this stops being true, and inter-point distances depend on the (arbitrary) choice of W . The case $p = 1, q = 3$ has possibly seen the most study, giving the invariance structure of spacetime, with $p = 1$ temporal dimension and $q = 3$ spatial dimensions, under the theory of special relativity. Here, it is well-known that in a different inertial frame of reference, particularly one moving relatively fast, distances are affected.

Figure 2 illustrates this effect on the latent positions of the GRDPG using $p = 1, q = 2$. In the top-left subfigure, the three coloured points represent communities v_1, v_2, v_3 of an SBM or MMSBM associated to the matrix

$$B = \begin{bmatrix} 0 & 0.5 & 0.5 \\ 0.5 & 0 & 0.5 \\ 0.5 & 0.5 & 0 \end{bmatrix},$$

which has one positive and two negative eigenvalues. In the SBM, each X_i would coincide with one of the three coloured points exactly whereas, in the MMSBM, the X_i would fall inside the triangle.

The group $O(1, 2)$ contains rotation matrices

$$r_t = \begin{bmatrix} 0 & 0 & 0 \\ 0 & \cos t & -\sin t \\ 0 & \sin t & \cos t \end{bmatrix},$$

but also hyperbolic rotations

$$\rho_\theta = \begin{bmatrix} \cosh \theta & \sinh \theta & 0 \\ \sinh \theta & \cosh \theta & 0 \\ 0 & 0 & 0 \end{bmatrix},$$

as can be verified analytically. A rotation $r_{\pi/3}$ is applied to the points to get from the top-left to the top-right figure. Hyperbolic rotations ρ_θ ($\theta = 1.3$, chosen arbitrarily) and $\rho_{-\theta}$ take the points




Figure 3: Los Alamos National Laboratory computer network. Graphs of the communications made between different IP addresses over the first minute (left) and first five minutes (right). Further details in main text.

from the top-left to the bottom-left and from the top-right to the bottom-right figures, respectively. Each point’s colour is preserved across the figures.

The important observation to make is that, while the shapes on the bottom row look symmetric, the inter-point distances are in fact materially altered. On the left, the blue vertex is closer to the green; on the right it is closer to the red; whereas all three vertices are equidistant in the top row.

This inter-point distance non-identifiability implies that, for example, when using spectral embedding to estimate latent positions for subsequent inference, distance-based inference procedures such as classical k -means (Steinhaus, 1956) are nonsense.

4 Real data example: link prediction on a computer network

Many application domains with a cyber-security concern involve data with a network structure, for example, corporate computer networks (Neil et al., 2013a), the underground economy (Li and Chen, 2014), and the “internet-of-things” (Hewlett Packard Enterprise research study, 2015). In the first example, a concrete reason for needing an accurate network model is to help identify intrusions on the basis of anomalous links (Neil et al., 2013b; Heard and Rubin-Delanchy, 2016).

Figure 3 shows, side by side, graphs of the communications made between computers on the Los Alamos National Laboratory network (Kent, 2016), over a single minute on the left, and five minutes on the right. The graphs were extracted from the “network flow events” dataset, by mapping each IP address to a node, and placing an edge if the corresponding two IP addresses communicate at least once over the specified period.

It may come as a surprise that *neither graph contains a single triangle*. This feature, documented in Rubin-Delanchy et al. (2016), is due to a number of factors such as the server-client model and collection biases, and reflects a wider property known as disassortivity (Khor, 2010): that similar nodes are relatively *unlikely* to connect.

In the SBM or MMBSM, the property translates to there existing high off-diagonal elements in B , causing negative eigenvalues of large magnitude, as observed in the data, see Figure 4. The random dot product graph (RDPG) would therefore seem unsuitable, since it reproduces either model only when B is non-negative definite (Tang and Priebe, 2016; Rubin-Delanchy et al., 2017). The advantages of the GRDPG are now demonstrated.

For the observed 5-minute graph, now denoted A , we used the (computationally cheap) spectral estimates (Athreya et al., 2016)

$$\hat{X}^+ = \hat{U}_d^+ (\hat{S}_d^+)^{1/2}; \quad \hat{X}^\pm = \hat{U}_d^\pm \text{abs}\{\hat{S}_d^\pm\}^{1/2},$$

where A has eigendecomposition USU^T , $U_d \in \mathbb{R}^{n \times d}$ contains d columns of U , either corresponding to the largest eigenvalues (U_d^+), or the largest eigenvalues by magnitude (U_d^\pm), $S_d \in \mathbb{R}^{d \times d}$ is a diagonal matrix containing the corresponding d eigenvalues, and $d = 10$ (chosen arbitrarily). X therefore contains the estimated latent positions of a ten-dimensional RDPG (X^+) or GRDPG (X^\pm) in its rows.

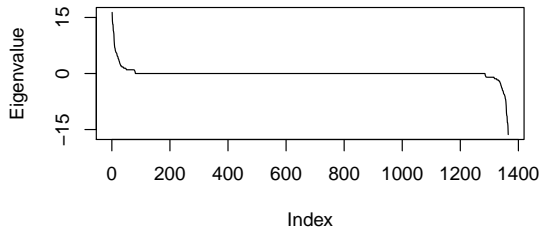


Figure 4: Eigenvalues of the adjacency matrix of the five-minute connection graph of computers on the Los Alamos National Laboratory network.

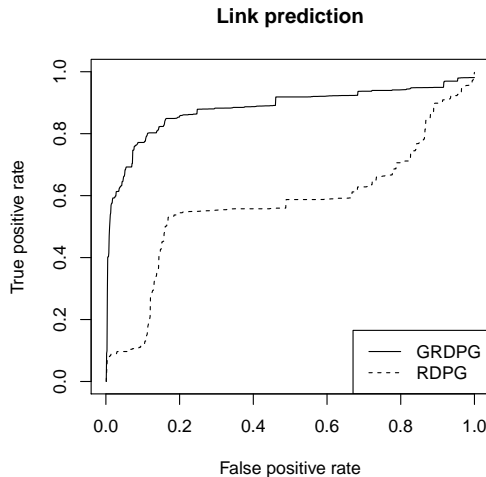


Figure 5: Receiver Operating Characteristic curves for the RDPG and GRDPG for new link prediction on the Los Alamos National Laboratory computer network. Further details in main text.

To compare the models, we then attempt to predict which *new* edges will occur in the next five-minute window, disregarding those involving new nodes. Figure 5 shows the receiver operating characteristic curves for each model, treating the prediction task as a classification problem where the presence or absence of an edge is encoded as an instance of the positive or negative class, respectively. For this prediction problem, the GRDPG is far superior.

5 Conclusion

This paper presents the *generalised random dot product graph*, a latent position model which generalises the stochastic blockmodel, the mixed membership stochastic blockmodel and, of course, the random dot product graph. In a sense made precise in the paper, it is the only latent position model that reproduces mixed membership as convex combination in \mathbb{R}^d , allowing a simple interpretation of the latent positions.

Appendix

Proof of Lemma 9. The “if” part of the proof is straightforward. Here, we prove the “only if”. By definition, any $x, y \in \text{aff}(\mathcal{X}) = \text{aff}(S)$ can be written $x = \sum_{r=1}^m \alpha_r u_r$, $y = \sum_{r=1}^m \beta_r v_r$ where $u_r, v_r \in S$, $\alpha_r, \beta_r \in \mathbb{R}$, and $\sum \alpha_r = \sum \beta_r = 1$. For any such x, y , we define $g(x, y) = \sum_{r,s} \alpha_r \beta_s f(u_r, v_s)$.

Suppose that $\sum_{r=1}^m \alpha_r u_r = \sum_{r=1}^m \gamma_r t_r$, $\sum_{r=1}^m \beta_r v_r = \sum_{r=1}^m \delta_r w_r$ where $t_r, w_r \in S$, $\gamma_r, \delta_r \in \mathbb{R}$, and $\sum \gamma_r = \sum \delta_r = 1$. Rearrange the first equality to $\sum \alpha'_r u'_r = \sum \gamma'_r t'_r$ by moving any $\alpha_r u_r$ term where $\alpha_r < 0$ to the right — so that the corresponding new coefficient is $\alpha'_s = -\alpha_r$, for some s

— and any $\gamma_r t_r$ term where $\gamma_r < 0$ to the left, so that the corresponding new coefficient is $\gamma'_s = -\gamma_r$, for some s . Both linear combinations now involve only non-negative scalars. Furthermore, $\sum \alpha_r = \sum \gamma_r (= 1)$ implies $\sum \alpha'_r = \sum \gamma'_r = c$, for some $c \geq 0$.

Then, $\sum (\alpha'_r/c)u'_r = \sum (\gamma'_r/c)t'_r$ are two convex combinations, therefore,

$$\sum (\alpha'_r/c)f(u'_r, v) = f \left\{ \sum (\alpha'_r/c)u'_r, v \right\} = f \left\{ \sum (\gamma'_r/c)t'_r, v \right\} = \sum (\gamma'_r/S)f(t'_r, v),$$

for any $v \in S$, so that $\sum \alpha_r f(u_r, v) = \sum \gamma_r f(t_r, v)$. Therefore,

$$\begin{aligned} \sum_{r,s} \alpha_r \beta_s f(u_r, v_s) &= \sum_s \beta_s \left\{ \sum_r \gamma_r f(t_r, v_s) \right\} \\ &= \sum_r \gamma_r \left\{ \sum_s \beta_s f(v_s, t_r) \right\} = \sum_{r,s} \gamma_r \delta_s f(t_r, w_s), \end{aligned}$$

so that g is well-defined. The function g is symmetric and it is also clear that $g\{\lambda x_1 + (1-\lambda)x_2, y\} = \lambda g(x_1, y) + (1-\lambda)g(x_2, y)$ for any $\lambda \in \mathbb{R}$, making it bi-affine by symmetry. \square

We denote the standard basis vectors on \mathbb{R}^d as $e_1 = (1, 0, \dots, 0), \dots, e_d = (0, \dots, 0, 1)$ as usual. The embedding technique we use is known as the ‘homogenization trick’ in geometry (Gallier, 2000).

Proof of Lemma 10. Pick any point $x_0 \in \text{aff}(\mathcal{X})$. There exists a rotation matrix $\tilde{R} \in \mathbb{R}^{\ell \times \ell}$ such that for any $x \in \text{aff}(\mathcal{X})$, $\tilde{R}(x - x_0) = w \oplus \mathbf{0}_{\ell-\ell}$ for some $w \in \mathbb{R}^\ell$, where \oplus denotes concatenation and $\mathbf{0}_d$ is the zero vector in \mathbb{R}^d . Now define $R \in \mathbb{R}^{(\ell+1) \times \ell}$ via $R_{1:\ell, 1:l} = \tilde{R}_{1:\ell, 1:l}$, $R_{(\ell+1), 1:l} = \mathbf{0}_l^T$, and let $\mu = e_{\ell+1} - Rx_0$.

The transformation $t : \text{aff}(\mathcal{X}) \rightarrow \mathbb{R}^\ell \times \{1\}$ defined by $t(x) = Rx + \mu$ is a bijection, and we see that $x_0 = t^{-1}(e_{\ell+1}), x_1 = t^{-1}(e_1), \dots, x_\ell = t^{-1}(e_\ell)$ form an affine basis of $\text{aff}(\mathcal{X})$.

We will define h on $e_r, r = 1, \dots, \ell + 1$, as $h(e_r, e_s) = g(x_{r \bmod \ell+1}, x_{s \bmod \ell+1})$. Because it is bilinear, its value on all of $\mathbb{R}^{(\ell+1)} \times \mathbb{R}^{(\ell+1)}$ is implied by basis expansion.

Then since any $x, y \in \text{aff}(\mathcal{X})$ can be written $x = \sum_{r=0}^\ell \alpha_r x_r, y = \sum_{r=0}^\ell \beta_r x_r$ where $\alpha_r, \beta_r \in \mathbb{R}$, and $\sum \alpha_r = \sum \beta_r = 1$, we have

$$\begin{aligned} g(x, y) &= \sum_{r,s} \alpha_r \beta_s g(x_r, x_s) = \sum_{r,s} \alpha_r \beta_s h(e_r, e_s) \\ &= h \left(\sum \alpha_r e_r, \sum \beta_r e_r \right) = h(Rx + \mu, Ry + \mu). \end{aligned}$$

\square

References

- Airoldi, E. M., Blei, D. M., Fienberg, S. E., and Xing, E. P. (2008). Mixed membership stochastic blockmodels. *Journal of Machine Learning Research*, 9(Sep):1981–2014.
- Aldous, D. J. (1981). Representations for partially exchangeable arrays of random variables. *Journal of Multivariate Analysis*, 11(4):581–598.
- Athreya, A., Priebe, C. E., Tang, M., Lyzinski, V., Marchette, D. J., and Sussman, D. L. (2016). A limit theorem for scaled eigenvectors of random dot product graphs. *Sankhya A*, 78(1):1–18.
- Fraley, C. and Raftery, A. E. (1999). Mclust: Software for model-based cluster analysis. *Journal of classification*, 16(2):297–306.
- Gallier, J. H. (2000). *Curves and surfaces in geometric modeling: theory and algorithms*. Morgan Kaufmann.

- Heard, N. A. and Rubin-Delanchy, P. (2016). Network-wide anomaly detection via the Dirichlet process. In *Proceedings of IEEE workshop on Big Data Analytics for Cyber-security Computing*.
- Hewlett Packard Enterprise research study (2015). Internet of things: research study. <http://h20195.www2.hp.com/V4/getpdf.aspx/4aa5-4759enw>.
- Hoff, P. D., Raftery, A. E., and Handcock, M. S. (2002). Latent space approaches to social network analysis. *Journal of the American Statistical Association*, 97(460):1090–1098.
- Holland, P. W., Laskey, K. B., and Leinhardt, S. (1983). Stochastic blockmodels: First steps. *Social networks*, 5(2):109–137.
- Hoover, D. N. (1979). Relations on probability spaces and arrays of random variables. *Preprint, Institute for Advanced Study, Princeton, NJ*, 2.
- Kent, A. D. (2016). Cybersecurity data sources for dynamic network research. In *Dynamic Networks and Cyber-Security*. World Scientific.
- Khor, S. (2010). Concurrency and network disassortativity. *Artificial life*, 16(3):225–232.
- Li, W. and Chen, H. (2014). Identifying top sellers in underground economy using deep learning-based sentiment analysis. In *Intelligence and Security Informatics Conference (JISIC), 2014 IEEE Joint*, pages 64–67. IEEE.
- Lloyd, S. (1982). Least squares quantization in PCM. *IEEE Transactions on Information Theory*, 28(2):129–137.
- Lyzinski, V., Tang, M., Athreya, A., Park, Y., and Priebe, C. E. (2017). Community detection and classification in hierarchical stochastic blockmodels. *IEEE Transactions on Network Science and Engineering*, 4(1):13–26.
- Neil, J. C., Hash, C., Brugh, A., Fisk, M., and Storlie, C. B. (2013a). Scan statistics for the online detection of locally anomalous subgraphs. *Technometrics*, 55(4):403–414.
- Neil, J. C., Uphoff, B., Hash, C., and Storlie, C. (2013b). Towards improved detection of attackers in computer networks: New edges, fast updating, and host agents. In *6th International Symposium on Resilient Control Systems (ISRCS)*, pages 218–224. IEEE.
- Nickel, C. (2006). *Random Dot Product Graphs: A Model for Social Networks*. PhD thesis, Johns Hopkins University.
- Olhede, S. C. and Wolfe, P. J. (2014). Network histograms and universality of blockmodel approximation. *Proceedings of the National Academy of Sciences*, 111(41):14722–14727.
- Rubin-Delanchy, P., Adams, N. M., and Heard, N. A. (2016). Disassortivity of computer networks. In *Proceedings of IEEE workshop on Big Data Analytics for Cyber-security Computing*.
- Rubin-Delanchy, P., Priebe, C. E., and Tang, M. (2017). Consistency of adjacency spectral embedding for the mixed membership stochastic blockmodel. *arXiv preprint arXiv:1705.04518*.
- Steinhaus, H. (1956). Sur la division des corp matériels en parties. *Bulletin L'Académie Polonaise des Sciences*, 1(804):801.
- Tang, M. and Priebe, C. E. (2016). Limit theorems for eigenvectors of the normalized Laplacian for random graphs. *Annals of Statistics*. To appear.
- Von Luxburg, U. (2007). A tutorial on spectral clustering. *Statistics and Computing*, 17(4):395–416.
- Young, S. J. and Scheinerman, E. R. (2007). Random dot product graph models for social networks. In *International Workshop on Algorithms and Models for the Web-Graph*, pages 138–149. Springer.