

# Robust estimation in single index models with asymmetric errors

Claudio Agostinelli

Università di Trento, Italy

Ana M. Bianco

Universidad de Buenos Aires and CONICET, Buenos Aires, Argentina

Graciela Boente

Universidad de Buenos Aires and IMAS, CONICET, Buenos Aires, Argentina

## Abstract

We consider a robust estimation method for the parametric and nonparametric components of a single index model with asymmetric errors. The robust profile estimators are based on a stepwise procedure. Consistency results for the robust estimators and the asymptotic distribution of the single index parameter estimator are obtained. Besides, the empirical influence curve allows to study the estimators sensitivity to anomalous observations. Through a numerical study, the performance of the robust proposal is compared with that of their classical relatives, under a log-Gamma model. The numerical experiment shows the good robustness properties of the proposed estimators and the advantages of considering robust estimators as well.

**Key words:** Kernel Weights; Local Polinomials; Single Index Models; Robust Estimation

**AMS Subject Classification:** MSC 62F35; 62G25

# 1 Introduction

Parametric and nonparametric models are two important branches of regression analysis. A fully parametric model is usually easy to be interpreted, but it is very vulnerable to poor specification of it. On the other hand, nonparametric models are flexible to capture the relationship between the present variables, but suffer from the well-known curse of dimensionality. Between these two models we find a third option given by semiparametric models, which have received much attention in recent decades. These models combine parametric components with nonparametric ones retaining the advantages of both types of models and avoiding their drawbacks.

Single Index Models (SIM) are a relevant topic in the broad class of semiparametric methods with a great potential in many applications in different scientific disciplines. These models have raised a lot of interest in part due to the fact that they reduce the dimensionality of the covariates through a suitable projection linked to the parametric component, while at the same time they capture a possible nonlinear relationship through an unknown smooth function.

Under a single index model, the response variable  $y$  is related to the covariates  $\mathbf{x}$  through the equation

$$y = \eta(\boldsymbol{\beta}^T \mathbf{x}) + \epsilon, \quad (1)$$

where the single index parameter  $\boldsymbol{\beta} \in \mathbb{R}^q$  and the link univariate real valued function  $\eta : \mathbb{R} \rightarrow \mathbb{R}$  are both unknown. For the sake of identifiability, it is assumed with no loss of generality that  $\|\boldsymbol{\beta}\| = 1$  and the last component of  $\boldsymbol{\beta}$  is positive, where  $\|\cdot\|$  denotes the Euclidean norm. Furthermore, in the classical setting, it is usually assumed that  $\mathbb{E}(\epsilon|\mathbf{x}) = 0$  and  $\mathbb{E}(\epsilon^2|\mathbf{x}) < \infty$ .

SIM have received an increasing amount of attention in the last years, probably because they have an appealing feature: they cope with the *curse of dimensionality*. Single index models achieve this goal by combining data-driven and parameter-driven approaches. Beneath single index models underlies the idea that the contribution of the vector of covariates  $\mathbf{x}$  to the response  $y$  can be expressed in terms of a one-dimensional projection. Thus, SIM reduce the dimensionality of the problem since the function  $\eta$  can be estimated nonparametrically through the univariate projection of  $\mathbf{x}$  on the direction of the single index direction  $\boldsymbol{\beta}$ . In this sense these models, can also be seen as a dimension reduction technique since, if  $\boldsymbol{\beta}$  can be estimated in an efficient way, the unidimensional variable  $\boldsymbol{\beta}^T \mathbf{x}$  can be use as a carrier to estimate nonparametrically the function  $\eta$ .

It is worth noting that, since  $\|\boldsymbol{\beta}\| = 1$ , we may assume that  $\beta_q \neq 0$ , without loss of generality. However, some authors consider a different parametrization given by

$$y = \eta^*(\boldsymbol{\theta}^T \mathbf{x}) + \epsilon, \quad (2)$$

where  $\boldsymbol{\theta} = (\boldsymbol{\theta}^*, \theta_q)$  with  $\theta_q = 1$  and  $\boldsymbol{\theta}^* = (\theta_1, \dots, \theta_{q-1}) \in \mathbb{R}^{q-1}$ , which also leads to an identifiable model. The relation between both parametrizations is given by  $\boldsymbol{\beta} = \boldsymbol{\theta}/\|\boldsymbol{\theta}\|$  and  $\eta(u) = \eta^*(u\|\boldsymbol{\theta}\|)$ , while  $\boldsymbol{\theta} = \boldsymbol{\beta}/\beta_q$  and  $\eta^*(u) = \eta(u\beta_q)$ . So, the estimators in any of these two parametrizations lead to the estimators in the other one.

As mentioned, theses models deserve an increasing attention in the literature in the last years, either for the search of the estimation of the parametric index or the function  $\eta$  as well. Among the first works in this area, we can mention Powell *et al.* (1989), Härdle and Stoker (1989), Härdle *et al.* (1993), Xia *et al.* (2002) and Carroll *et al.* (1997). More recently, Xia (2006) studies the asymptotic

distribution of two classes of estimators, Chang *et al.* (2010) consider the heteroscedastic case and Xia *et al.* (2012) propose a family of estimators of the nonparametric component which are not necessary to undersmooth in order to obtain a  $\sqrt{n}$ -rate estimator of the parametric component. On the other hand, Wu *et al.* (2010) considers the estimation of the single index quantile regression, while Liu *et al.* (2013) propose robust estimators by means of the mode, without taking into account the estimation of a possible scale factor. Xue and Zhu (2006) focus on the problem of looking for confidence regions and intervals and Zhang *et al.* (2010) study the problem of testing hypotheses that involve  $\beta$ . Wang *et al.* (2014) also consider the extension of these models to the situation in which there are missing responses.

Even when different approaches have been proposed for fitting model (1), such as kernel smoothing method, the least-squares method and the sliced inverse regression method, in most cases it is assumed that the errors distribution has finite first moment. In the robust framework, this assumption is generally replaced by the symmetry of the errors term distribution, in order to achieve Fisher-consistent estimators. Furthermore, in practice the situation arises in which the errors are asymmetric, as it is the case when the error term distribution belongs to a class of exponential families, for instance the log-gamma distribution. Besides, all the aforementioned procedures are based on classical methods and hence, they are very sensitive to the presence of outliers. We focus on the problem of robust estimating the parametric and nonparametric components of model (1) when the density of the error  $\epsilon$  is of the form

$$g(\epsilon, \alpha) = Q(\alpha) \exp^{\alpha t(\epsilon)}, \quad (3)$$

with  $\alpha > 0$ ,  $t(\epsilon)$  a continuous function with unique mode at  $\epsilon_0$ .

The most popular example of the model given by (1) is the usual regression model with symmetric errors  $\epsilon \sim F(\cdot/\sigma)$ , where  $\sigma$  stands for the scale parameter. In this case, the nuisance parameter  $\alpha$  is usually taken as  $\sigma$  to avoid an assumption on a fixed given distribution for the errors. On the other hand, a well-known regression model with asymmetric errors is the log-gamma model which corresponds to the generalized linear model for the Gamma distribution with log link function. In this case,  $\alpha$  represents the shape parameter. In both regression models, it is important to estimate  $\alpha$  in order to calibrate the robust estimators. For this reason, we are including a nuisance parameter which needs to be robustly estimated prior to the estimation of  $\eta$  and  $\beta$ .

The above discussion shows the deep relationship between single index and generalized linear models with unknown link function, as they may be thought as two faces of a same coin. While in a single index model the transformation  $\eta$  is unrestricted, in a generalized linear model  $\eta$  is assumed to be strictly monotone, and thus invertible.

The aim of this paper is to propose a class of robust estimators for single index models when the errors distribution has density that satisfies (3), where  $\alpha$  is unknown and also to provide a useful tool for robust inference in this context. For this purpose, we introduce a stepwise estimation procedure based on a robustified profile method, where we combine robust smoothing techniques based on kernels with robust parametric estimation methods. We make special emphasis in the case of errors with log-Gamma distribution, which is often employed in applications, and then we extend the proposal to the more general situation. Besides, the smoothing bandwidths are selected according to a robust  $K$  fold-cross validation criterion. Under mild conditions, the resulting estimators of  $\eta$  are consistent and the parametric component results consistent and asymptotically normal at  $\sqrt{n}$ -rate. We also provide for a class of consistent initial estimators.

The outline of the paper is as follows. In Section 2.2, the three-step procedure for robust estimation in a single index model is introduced first for log-Gamma errors and then extended to more general situations, while in Section 3 we give some asymptotic properties of the proposal. In Section 4, we introduce an asymptotic test for checking hypothesis involving the single index parameter. Finally, in Section 5, we compute the empirical influence which may be helpful to study the sensitivity of the estimators to atypical observations. The robustness and performance for finite samples of the proposed method are studied by means of a numerical study in Section 6. Proofs are relegated to the Appendix.

## 2 The estimators

Let  $(y_i, \mathbf{x}_i) \in \mathbb{R}^{q+1}$  be independent observations that follows model (1) for  $\eta = \eta_0(t)$  and  $\boldsymbol{\beta} = \boldsymbol{\beta}_0$  and the errors  $\epsilon_i$  are independent, independent of  $\mathbf{x}_i$  and have distribution  $F(\cdot)$ . Denote  $\mathbb{E}_0$  the expectation under the true model and  $\alpha_0$  the true nuisance parameter.

### 2.1 The Log-Gamma setting

In order to introduce the proposed estimators, let us first revisit the particular case of the purely parametric regression model with log-Gamma errors. Assume that the variable  $z \in \mathbb{R}$  and the covariates  $\mathbf{x} \in \mathbb{R}^q$  are such that  $z|\mathbf{x} \sim \Gamma(\alpha, \mu(\mathbf{x}))$ , where  $\log \mu(\mathbf{x}) = \mathbf{x}^T \boldsymbol{\beta}_0$ . Hence, defining  $u = z/\mu(\mathbf{x})$ , we have that  $u \sim \Gamma(\alpha, 1)$  and therefore, if  $y = \log(z)$  and  $\epsilon = \log(u)$ , we get that

$$y = \mathbf{x}^T \boldsymbol{\beta}_0 + \epsilon, \quad (4)$$

where  $\epsilon \sim \log(\Gamma(\alpha, 1))$ , i.e.

$$g(\epsilon, \alpha) = \frac{\alpha^\alpha}{\Gamma(\alpha)} \exp^{\alpha(\epsilon - \exp(\epsilon))}, \quad (5)$$

which belongs to the family (3).

In the log-Gamma model, the classical estimators are based on the maximum likelihood method and are defined through the minimization of the deviance, whose components are given by  $d(y, a) = \exp(y - a) - (y - a) - 1$ . A natural way to robustify these estimators is by means of a  $M$ -estimation procedure. Thus, if  $(y_i, \mathbf{x}_i) \in \mathbb{R}^{q+1}$ ,  $1 \leq i \leq n$ , are independent observations following model (4), an  $M$ -estimator is defined by

$$\hat{\boldsymbol{\beta}} = \underset{\boldsymbol{\beta}}{\operatorname{argmin}} \sum_{i=1}^n \phi(y_i, \mathbf{x}_i^T \boldsymbol{\beta}, \hat{c}) = \underset{\boldsymbol{\beta}}{\operatorname{argmin}} \sum_{i=1}^n \rho \left( \frac{\sqrt{d(y_i, \mathbf{x}_i^T \boldsymbol{\beta})}}{\hat{c}} \right), \quad (6)$$

where  $\hat{c}$  is an estimate of a tuning constant  $c_0$ , related to the scale parameter  $\alpha$ , that depends on the random sample  $(y_i, \mathbf{x}_i)$ ,  $1 \leq i \leq n$  and  $\rho$  is a bounded and continuous loss function such as the Tukey's biweight function. Fisher-consistency for this family of estimators has been studied in Bianco *et al.* (2005) under general assumptions.

With this background in mind, let us now consider the case of a SIM model with log-Gamma errors, that is  $(y_i, \mathbf{x}_i) \in \mathbb{R}^{q+1}$ ,  $1 \leq i \leq n$ , is a random sample where

$$y_i = \eta_0(\boldsymbol{\beta}_0^T \mathbf{x}) + \epsilon_i \quad \text{and} \quad \epsilon \sim \log(\Gamma(\alpha_0, 1)). \quad (7)$$

We will borrow some of the previous ideas to introduce a robust profile method that involves smoothing and parametric techniques. Profile likelihood procedures were studied by van der Vaart (1988) and applied to generalized partially linear models by Severini and Wong (1992) and Severini and Staniswalis (1994). In order to introduce the smoothers, we will consider local weights. For the sake of simplicity, given  $\beta$  we define the kernel weights  $W_{\beta,i}(u)$  as

$$W_{\beta,i}(u, h) = K\left(\frac{\beta^T \mathbf{x}_i - u}{h}\right) \left\{ \sum_{j=1}^n K\left(\frac{\beta^T \mathbf{x}_j - u}{h}\right) \right\}^{-1},$$

where  $K$  is a kernel function, i.e., a nonnegative integrable function on  $\mathbb{R}$  and  $h$  is the bandwidth parameter. The weights  $W_{\beta,i}(u)$  are weights depending on the closeness between the point  $u$  and the projection of  $\mathbf{x}$  on the direction  $\beta$ , i.e., between  $u$  and  $\beta^T \mathbf{x}$ . Let  $\hat{\alpha}_R$  stand for a preliminary robust consistent estimator of  $\alpha_0$ , so as to assume that a consistent estimator of the tuning constant,  $\hat{c}$ , is available. In Section 2.3, we introduce a robust consistent estimator of the nuisance parameter for the usual regression model with symmetric errors and for the log-gamma regression model.

Then, for the particular situation of model (7) we propose the following stepwise procedure

**Step LG1:** For each fixed  $\beta$ , with  $\|\beta\| = 1$ , let

$$\hat{\eta}_{\beta}(u) = \operatorname{argmin}_{a \in \mathbb{R}} \sum_{i=1}^n \rho\left(\frac{\sqrt{d(y_i, a)}}{\hat{c}_n}\right) W_{\beta,i}(u, h).$$

**Step LG2:** Define the estimators  $\hat{\beta}$  of  $\beta_0$  as a minimum of  $G_n(\beta)$ , where

$$G_n(\beta) = \frac{1}{n} \sum_{i=1}^n \rho\left(\frac{\sqrt{d(y_i, \hat{\eta}_{\beta}(\beta^T \mathbf{x}_i))}}{\hat{c}_n}\right) \tau_{n,\beta}(\mathbf{x}_i)$$

and  $\tau_{\beta}$  is a trimming function.

**Step LG3:** Define the final estimator  $\hat{\eta}$  of  $\eta_0$  as  $\hat{\eta}(u) = \hat{a}(u)$  with

$$(\hat{a}(u), \hat{b}(u)) = \operatorname{argmin}_{(a,b) \in \mathbb{R}^2} \sum_{i=1}^n W_{\hat{\beta},i}(u, h) \rho\left(\frac{\sqrt{d(y_i, a + b(\hat{\beta}^T \mathbf{x}_i - u))}}{\hat{c}_n}\right).$$

The trimming function  $\tau_{n,\beta}(\mathbf{x}_i)$  is introduced as in Delecroix *et al.* (2006) and Sherman (1994) to avoid the density of  $\beta^T \mathbf{x}$  to be too small. On the other hand, the robust estimators are obtained controlling large values of the deviance, with a bounded loss function such as that generating the Tukey's biweight score function, that is, in this case  $\rho_T(s) = \min(3s^2 - 3s^4 + s^6, 1)$  and  $c$  which is the tuning parameter to attain a given efficiency depends on the shape parameter  $\alpha$ . Note that the three steps involve the function

$$\phi(y, u, c) = \rho_T\left(\frac{\sqrt{d(y, u)}}{c}\right),$$

with  $d(y, u) = \exp(y - a) - (y - a) - 1$ .

## 2.2 The proposal

In order to extend the proposal given in Section 2.1 to the general case, as in Boente *et al.* (2006) and Boente and Rodriguez (2012) one may consider a loss function  $\phi$  bounding the deviances. To be more precise, one may choose

$$\phi(y, u, \alpha) = \rho[-\ln f(y, H(u)) + A(y)] + G(H(u)) , \quad (8)$$

where  $\rho$  is a bounded nondecreasing function with continuous derivative  $\psi$ , and  $f(\cdot, s)$  is the density of the distribution function  $F(\cdot, s)$  with  $y|(\mathbf{x}, t) \sim F(\cdot, H(\eta(\mathbf{x}^T \boldsymbol{\beta})))$ . To avoid triviality, it is assumed that  $\rho$  is non-constant in a positive probability set. Typically,  $\rho$  is a function performing like the identity function in a neighbourhood of 0. The function  $A(y) = \ln(f(y, y))$  in order to get the deviance. The correction term  $G$  is used to guarantee the Fisher-consistency. When considering the deviance and a continuous family of distributions with strongly unimodal density function, the correction term  $G$  can be avoided, as discussed in Bianco *et al.* (2005).

We define for each  $\boldsymbol{\beta}$  and any continuous function  $v : \mathbb{R} \rightarrow \mathbb{R}$  the functions

$$R(\boldsymbol{\beta}, a, u, \alpha) = \mathbb{E}_0 [\phi(y, a, \alpha) | \boldsymbol{\beta}^T \mathbf{x} = u] , \quad (9)$$

$$G(\boldsymbol{\beta}, v, \alpha) = \mathbb{E}_0 [\phi(y, v(\boldsymbol{\beta}^T \mathbf{t}), \alpha) \tau_{\boldsymbol{\beta}}(\mathbf{x})] . \quad (10)$$

where  $\alpha$  stands for the nuisance parameter in case it exists and  $\tau_{\boldsymbol{\beta}}$  is a trimming function as above. Denote by  $\eta_{\boldsymbol{\beta}}(u) = \operatorname{argmin}_{a \in \mathbb{R}} R(\boldsymbol{\beta}, a, u, \alpha_0)$ . Assume that the function  $\phi$  is such that  $\boldsymbol{\beta}_0 = \operatorname{argmin}_{\boldsymbol{\beta} \in \mathbb{R}^q} G(\boldsymbol{\beta}, \eta_0, \alpha_0)$  being the unique minimum, in other words that Fisher-consistency holds.

In order to define consistent estimators of the parametric and nonparametric components, let us consider the empirical versions of the objective functions (9) and (10), respectively, as

$$R_n(\boldsymbol{\beta}, a, u, \alpha) = \sum_{i=1}^n W_{\boldsymbol{\beta}, i}(u, h) \phi(y_i, a, \alpha) , \quad (11)$$

$$G_n(\boldsymbol{\beta}, v, \alpha) = \frac{1}{n} \sum_{i=1}^n \phi(y_i, v(\boldsymbol{\beta}^T \mathbf{x}_i), \alpha) \tau_{n, \boldsymbol{\beta}}(\mathbf{x}_i) , \quad (12)$$

where  $v$  is any continuous function  $v : \mathbb{R} \rightarrow \mathbb{R}$ , the function  $\phi$  must be chosen to guarantee Fisher-consistency.

For a general SIM, the *robustified profile method* can thus be defined as

**Step 1:** For each fixed  $\boldsymbol{\beta}$ , with  $\|\boldsymbol{\beta}\| = 1$ , let

$$\hat{\eta}_{\boldsymbol{\beta}}(u) = \operatorname{argmin}_{a \in \mathbb{R}} R_n(\boldsymbol{\beta}, a, u, \hat{\alpha}_R) . \quad (13)$$

**Step 2:** Define the estimators  $\hat{\boldsymbol{\beta}}$  of  $\boldsymbol{\beta}_0$  as

$$\hat{\boldsymbol{\beta}} = \operatorname{argmin}_{\|\boldsymbol{\beta}\|=1} G_n(\boldsymbol{\beta}, \hat{\eta}_{\boldsymbol{\beta}}, \hat{\alpha}_R) . \quad (14)$$

**Step 3:** Define the final estimator  $\hat{\eta}$  of  $\eta_0$  as  $\hat{\eta}(u) = \hat{a}(u)$  with

$$(\hat{a}(u), \hat{b}(u)) = \underset{(a,b) \in \mathbb{R}^2}{\operatorname{argmin}} \sum_{i=1}^n W_{\hat{\beta}, i}(u, h) \phi \left( y_i, a + b (\hat{\beta}^T \mathbf{x}_j - u), \hat{\alpha}_R \right). \quad (15)$$

Note that the stepwise procedure defined by **Step LG.1–Step LG.3** corresponds to **Step 1–Step 3** for a particular choice of the function  $\phi$ .

It is worth noticing that this stepwise procedure only involves unidimensional nonparametric smoothers, preventing from the sparsity of the data induced by the dimensionality of the covariates. In the third step a local polynomial of first degree is computed in order to improve the estimation of the link function  $\eta_0$ . When nuisance parameters are present, they may be estimated using a preliminary  $S$ –estimator which will allow to define also the tuning constant as it is motivated in the next section.

Note that considering the parametrization given in (2), the estimators of  $\boldsymbol{\theta}$  and  $\eta^*$  can be obtained as  $\hat{\boldsymbol{\theta}} = \hat{\beta}/\hat{\beta}_1$  and  $\hat{\eta}^*(u) = \hat{\eta}(u/\hat{\beta}_1)$ , which corresponds to the estimators defined in Delecroix *et al.*(2006) when  $\alpha$  is known.

One of the advantages of the parametrization (1) is that the finite dimensional parameter  $\beta$  naturally belongs to a compact set. This is an important task since in order to obtain consistency, Delecroix *et al.*(2006), who dealt with parametrization (2), assumed that  $\boldsymbol{\theta}^*$  belongs to a compact set, imposing a restriction on the finite dimensional parametric space. However, it is worth noticing that, reordering the components of the parameter  $\beta$  in such a way that  $|\beta_1| = \max_{1 \leq i \leq q} |\beta_j|$ , we have that  $|\theta_j| \leq 1, 1 \leq j \leq q$ , since  $\boldsymbol{\theta} = \beta/\beta_1$ , so in this case,  $\boldsymbol{\theta}^*$  belongs to a compact set.

## 2.3 Initial estimators under a Log–Gamma model

As mentioned, the calibration of the robust estimators will need the computation of a preliminary estimator of the nuisance parameter  $\alpha$ . This is a crucial issue for the three-step procedure and it can be accomplished in different ways according to the underlying errors distribution. We will describe the methods for the computation of the initial estimators of the nuisance parameter in the situation of a log–Gamma model, while Section 2.4 considers the situation in which the errors have a symmetric distribution.

We outline the method to compute a preliminary estimator of the shape parameter  $\alpha_0$  under model (7), which allows to compute the tuning constant. For this purpose, we will compute an initial estimate of  $\alpha_0$  by means of a  $S$ –estimator, which were introduced by Rousseeuw and Yohai (1984) for ordinary regression and studied in the framework of linear regression with asymmetric errors in Bianco *et al.* (2005).

Let  $\rho_0(u) = \rho_T(u)$  and consider the following  $S$ –estimator.

**Step ILG.1** For each value of  $a$ ,  $u$  and  $\beta$  compute  $s_{n,\beta,u}(a)$  as the solution of

$$\sum_{i=1}^n \rho_0 \left( \frac{\sqrt{d(y_i, a)}}{s_{n,\beta,u}(a)} \right) W_{\beta, i}(u, h) = b$$

and  $\tilde{\eta}_\beta(u)$  as the value  $\tilde{\eta}_\beta(u) = \operatorname{argmin}_a s_{n,\beta,u}(a)$

**Step ILG.2** For each  $\beta$  let  $\tilde{\sigma}(\beta)$  be the solution of

$$\frac{1}{\sum_{i=1}^n \tau_{n,\beta}(\mathbf{x}_i)} \sum_{i=1}^n \rho_0 \left( \frac{\sqrt{d(y_i, \tilde{\eta}_\beta(\beta^\top \mathbf{x}_i))}}{\tilde{\sigma}(\beta)} \right) \tau_{n,\beta}(\mathbf{x}_i) = b$$

where, for instance,  $b = 1/2$ . Now, the estimator of  $\beta_0$  is given as  $\tilde{\beta} = \operatorname{argmin}_{\|\beta\|=1} \tilde{\sigma}(\beta)$  and  $\hat{s}_n = \tilde{\sigma}(\tilde{\beta})$ .

**Step ILG.3** Define the estimator of  $\alpha_0$  as  $\hat{\alpha} = S^{\star -1}(\hat{s}_n)$  where  $S^{\star}(\alpha)$  is the solution of

$$\mathbb{E}_\alpha \rho_0 \left( \frac{\sqrt{-1 - u + \exp(u)}}{S^{\star}(\alpha)} \right) = b$$

with  $u \sim g(u, \alpha)$ , with  $g(u, \alpha)$  as in (5).

Note that this method provides an estimator of  $\alpha_0$  as well as an initial estimator  $\tilde{\beta}$  of  $\beta_0$ , which is robust and may be inefficient as an estimator of the function  $\eta_0$  as  $\hat{\eta} = \eta_{\tilde{\beta}}$ . These estimators may be used as initial ones in **Steps LG1** to **LG3** given above. In Bianco *et al.* (2005) it is shown that  $S^{\star}(\alpha)$  is an one-to-one function and thus invertible. For this reason they recommend to take  $\hat{c}_n \geq \hat{s}_n = S^{\star}(\hat{\alpha})$ .

## 2.4 The model with symmetric errors

As a second example, we consider the symmetric setting. We set  $\alpha = \sigma$  and  $\rho_0(u) = \rho_T(u/c_0)$ . Then, to provide a preliminary estimator of  $\alpha$ , let us consider an  $S$ -estimator that can easily be computed as follows

**Step IS.1** For each value of  $u$  and  $\beta$  compute  $\tilde{\eta}_\beta(u)$  as the median of the empirical local distribution

$$F_{n,\beta,h}(t) = \sum_{i=1}^n \mathbb{I}_{(-\infty, t]}(y_i) W_{\beta,i}(u, h)$$

**Step IS.2** For each  $\beta$  let  $\tilde{\sigma}(\beta)$  be the solution of

$$\frac{1}{\sum_{i=1}^n \tau_{n,\beta}(\mathbf{x}_i)} \sum_{i=1}^n \rho_0 \left( \frac{y_i - \tilde{\eta}_\beta(\beta^\top \mathbf{x}_i)}{\tilde{\sigma}(\beta)} \right) \tau_{n,\beta}(\mathbf{x}_i) = b$$

where, for instance,  $b = 1/2$ . Now, the estimators of  $\beta$  and  $\sigma$  are given as  $\tilde{\beta} = \operatorname{argmin}_{\|\beta\|=1} \tilde{\sigma}(\beta)$  and  $\hat{\alpha}_R = \hat{\sigma} = \tilde{\sigma}(\tilde{\beta})$ .

To improve the efficiency of the estimators of  $\beta_0$ , consider  $\rho_1(u) = \rho_T(u/c_1)$ , with  $c_1 > c_0$ , to define a  $MM$ -procedure as follows

**Step S.1** For each value of  $u$  and  $\beta$  compute  $\tilde{\eta}_\beta(u)$  as

$$\hat{\eta}_\beta(u) = \operatorname{argmin}_{a \in \mathbb{R}} \sum_{i=1}^n W_{\beta,i}(u, h) \rho_1 \left( \frac{y_i - a}{\hat{\sigma}} \right).$$



**Step S.2** Define the estimators  $\hat{\beta}$  as

$$\hat{\beta} = \underset{\beta \in \mathcal{S}_1}{\operatorname{argmin}} \frac{1}{n} \sum_{i=1}^n \rho_1 \left( \frac{y_i - \hat{\eta}_{\beta}(\beta^T \mathbf{x}_i)}{\hat{\sigma}} \right) \tau_{n,\beta}(\mathbf{x}_i).$$

**Step S.3** For each value of  $u$ , define the final estimator  $\hat{\eta}$  of  $\eta_0$  as  $\hat{\eta}(u) = \hat{a}(u)$  with

$$(\hat{a}(u), \hat{b}(u)) = \underset{(a,b) \in \mathbb{R}^2}{\operatorname{argmin}} \sum_{i=1}^n W_{\hat{\beta},i}(u, h) \rho_1 \left( \frac{y_i - a - b(\hat{\beta}^T \mathbf{x}_i - u)}{\hat{\sigma}} \right).$$

Note that the stepwise procedure defined by **Step S.1–Step S.3** corresponds to **Step 1–Step 3** for a particular choice of the function  $\phi$ .

### 3 Asymptotic results

In this section, we derive, under some regularity conditions, the consistency of the estimators defined in Section 2.2 through Steps 1 to 3.

In order to derive the consistency, we will assume that  $\mathbf{x} \in \mathcal{X} \subset \mathbb{R}^p$ . Let  $\mathcal{X}_0 \subset \mathcal{X}$  be a compact set and define the set  $\mathcal{U}(\mathcal{X}_0) = \{\beta^T \mathbf{x} : \mathbf{x} \in \mathcal{X}_0, \beta \in \mathcal{S}_1\}$ , where  $\mathcal{S}_1$  is the unit ball in  $\mathbb{R}^p$ , i.e.,  $\mathcal{S}_1 = \{\beta \in \mathbb{R}^p : \|\beta\| = 1\}$ . For any continuous function  $v : \mathcal{U}(\mathcal{X}_0) \rightarrow \mathbb{R}$  denote  $\|v\|_{0,\infty} = \sup_{u \in \mathcal{U}(\mathcal{X}_0)} |v(u)|$ .

- A1.**  $\phi(y, a, \alpha)$  is a continuous and bounded function.
- A2.** The kernel  $K : \mathbb{R} \rightarrow \mathbb{R}$  is an even, nonnegative, continuous and bounded function, with bounded variation, satisfying  $\int K(u)du = 1$ ,  $\int u^2 K(u)du < \infty$  and  $|u|K(u) \rightarrow 0$  as  $|u| \rightarrow \infty$ .
- A3.** The bandwidth sequence  $h_n$  is such that  $h_n \rightarrow 0$ ,  $nh_n/\log(n) \rightarrow \infty$  when  $n \rightarrow \infty$ .
- A4.** i) The marginal density  $f_{\mathbf{X}}$  of  $\mathbf{x}$  is a bounded function in  $\mathcal{X}$ .  
ii) Given any compact set  $\mathcal{X}_0 \subset \mathcal{X}$ , there exists a positive constant  $A_1(\mathcal{U}(\mathcal{X}_0))$  such that  $A_1(\mathcal{U}(\mathcal{X}_0)) < f_{\beta}(u)$  for all  $u \in \mathcal{U}(\mathcal{X}_0)$  and  $\|\beta\| = 1$ , where  $f_{\beta}$  is the marginal density of  $\beta^T \mathbf{x}$ .
- A5.** The function  $R(\beta, a, u, \alpha)$  satisfies the following equicontinuity condition: given  $\mathcal{X}_0 \subset \mathcal{X}$  and  $\mathcal{K} \subset \mathbb{R}_{>0}$  compact sets, for any  $\epsilon > 0$  there exists  $\delta > 0$  such that for any  $v_1, v_2 \in \mathcal{U}(\mathcal{X}_0)$ ;  $\beta_1, \beta_2 \in \mathcal{S}_1$  and  $\alpha_1, \alpha_2 \in \mathcal{K}$ ,  
 $|v_1 - v_2| < \delta, |\alpha_1 - \alpha_2| < \delta$  and  $\|\beta_1 - \beta_2\| < \delta \Rightarrow \sup_{a \in \mathbb{R}} |R(\beta_1, a, v_1, \alpha_1) - R(\beta_2, a, v_2, \alpha_2)| < \epsilon$ .
- A6.** The function  $R(\beta, a, u, \alpha)$  is continuous and  $\eta_{\beta,\alpha}(u) = \underset{a \in \mathbb{R}}{\operatorname{argmin}} R(\beta, a, u, \alpha)$  is a continuous function on  $(\beta, u, \alpha)$ .
- A7.** The initial estimators  $\hat{\beta}_R$  and  $\hat{\alpha}_R$  are consistent estimators of  $\beta_0$  and  $\alpha$ , respectively.

**Remark 3.1** Condition **A1** is fulfilled by the score functions commonly used in the framework of robustness. This is the case of the Tukey's bisquare function used in Bianco *et al.* (2005) for the

Gamma model. Assumptions **A2** and **A3** are standard in nonparametric regression. Moreover, **A2** is verified for the Epanechnikov and Gaussian kernels, while **A3** is satisfied choosing  $h_n = n^{-q}$  for  $q > 0$ . **A4** is a regular condition in semiparametric models; in particular ii) is achieved if  $f_{\mathbf{x}}(\mathbf{x}) > B_1(\mathcal{X}_0)$  for any  $\mathbf{x} \in (\mathcal{X}_0)$ .

The following Lemma, whose proof is omitted, is analogous to Lemma 3.1 in Boente and Rodriguez (2012) and gives the uniform convergence of  $\hat{\eta}_{\beta,\alpha}$  to  $\eta_{\beta,\alpha}$ .

**Lemma 3.1.** *Let  $\mathcal{K} \subset \mathbb{R}_{>0}$  and  $\mathcal{X}_0 \subset \mathcal{X}$  be compact sets and assume that there exists  $\delta_0 > 0$  such that  $\mathcal{X}_{\delta_0,0} \subset \mathcal{X}$ , where  $\mathcal{X}_{\delta_0,0}$  stands for the closure of a  $\delta_0$ -neighbourhood of  $\mathcal{X}_0$ . Assume that **A1** to **A6** hold and that the family of functions  $\mathcal{F} = \{f(y) = \phi(y, a, \alpha), a \in \mathbb{R}, \alpha \in \mathcal{K}\}$  has a covering number satisfying  $\sup_{\mathbb{Q}} N(\epsilon, \mathcal{F}, L^1(\mathbb{Q})) \leq A\epsilon^{-W}$ , for any  $0 < \epsilon < 1$  and some positive constants  $A$  and  $W$ , where  $\mathbb{Q}$  stands for any probability measure for  $(y, \mathbf{x})$ . Then, we have that*

- a)  $\sup_{a \in \mathbb{R}, \beta \in \mathcal{S}_1, \alpha \in \mathcal{K}} \|R_n(\beta, a, \cdot, \alpha) - R(\beta, a, \cdot, \alpha)\|_{0,\infty} \xrightarrow{a.s.} 0.$
- b) If  $\inf_{\substack{\beta \in \mathcal{S}_1, \alpha \in \mathcal{K} \\ u \in \mathcal{U}(\mathcal{X}_0)}} \left[ \lim_{|a| \rightarrow \infty} R(\beta, a, u, \alpha) - R(\beta, \eta_{\beta,\alpha}(u), u, \alpha) \right] > 0$ , then  $\sup_{\beta \in \mathcal{S}_1, \alpha \in \mathcal{K}} \|\hat{\eta}_{\beta,\alpha} - \eta_{\beta,\alpha}\|_{0,\infty} \xrightarrow{a.s.} 0$ , where  $\hat{\eta}_{\beta,\alpha}(u) = \operatorname{argmin}_{a \in \mathbb{R}} R_n(\beta, a, \alpha, u)$

The condition on the infimum assumed in b) above warranties that the infimum of function  $R$  in (9) is not attained at infinite.

As mentioned above, the trimming function  $\tau_{n,\beta}(\mathbf{x})$  is used in order to keep the density of  $\beta^T \mathbf{x}$  far from 0 and make computations more stable. In practice, the trimming is usually taken as  $\tau_{n,\beta}(\mathbf{x}) = \mathbb{I}_{\{\mathbf{x}: \hat{f}_{\beta}(\mathbf{x}^T \beta) \geq c\}}(\mathbf{x})$ . However, the trimming  $\tau(\mathbf{x}) = \tau_{\beta_0}(\mathbf{x}) = \mathbb{I}_{\{\mathbf{x}: f_{\beta_0}(\mathbf{x}^T \beta_0) \geq c\}}(\cdot)$  is easier to handle in theoretical developments. Consider  $A = \{\mathbf{x} : f_{\beta_0}(\mathbf{x}^T \beta_0) \geq c\}$  and  $A^\delta = \{\mathbf{x} : |f_{\beta_0}(\mathbf{x}^T \beta_0) - c| \leq \delta\}$  for  $\delta > 0$ . As in Lemma B.2 in Delecroix *et al.* (2006), it may be shown that in a neighbourhood  $\Theta_n$  of  $\beta_0$ , for all  $\beta \in \Theta_n$

$$\left| \mathbb{I}_{\{\mathbf{x}: \hat{f}_{\beta}(\mathbf{x}^T \beta) \geq c\}}(X_i) - \mathbb{I}_A(X_i) \right| \leq \mathbb{I}_{A^\delta}(X_i) + \mathbb{I}_{(\delta,\infty)}(Z_n),$$

where

$$Z_n = \max_{1 \leq i \leq n} \sup_{\beta \in \Theta_n} |\hat{f}_{\beta}(\mathbf{x}_i^T \beta) - f_{\beta_0}(\mathbf{x}_i^T \beta_0)|.$$

Furthermore, under mild conditions, if  $\delta_n \rightarrow 0$  such that  $\delta_n/n^{-b\epsilon}$  and  $\delta_n[d_n \log n]^{-b} \rightarrow \infty$ , we have that

$$P(Z_n > \delta_n) \rightarrow 0.$$

For this reason, as in Delecroix *et al.* (2006), for theoretical considerations we take

$$\tilde{G}_n(\beta, v, \alpha) = \frac{1}{n} \sum_{i=1}^n \phi(y_i, v(\beta^T \mathbf{x}_i), \alpha) w_2(\mathbf{x}_i) \tau(\mathbf{x}_i), \quad (16)$$

in Step 3.

From Lemma 3.1, the continuity of  $\eta_{\beta,\alpha}(u)$  as a function of  $\beta$  and **A7**, we obtain the following result.

**Lemma 3.2.** *Let  $\hat{\beta}$  be defined  $\hat{\beta} = \operatorname{argmin}_{\beta} \tilde{G}_n(\beta, \hat{\eta}_{\hat{\beta}_R, \hat{\alpha}_R}, \hat{\alpha}_R)$ , where  $\hat{\eta}_{\beta,\alpha}$  satisfies*

$$\sup_{\beta \in \mathcal{S}_1, \alpha \in \mathcal{K}} \|\hat{\eta}_{\beta,\alpha} - \eta_{\beta,\alpha}\|_{0,\infty} \xrightarrow{a.s.} 0. \quad (17)$$

Assume that **A1** and **A7** hold,  $\hat{\alpha}_R \rightarrow \alpha_0$ , that  $\phi(y, u, a)$  is continuously differentiable with respect to  $u$  with partial derivative denoted  $\phi'(y, u, a)$  and that  $G(\beta, \eta_0, \alpha_0)$  has a unique minimum at  $\beta_0$ . Then, we have that

$$a) \sup_{\beta, \mathbf{b} \in \mathcal{S}_1; a \in \mathcal{K}} |G_n(\beta, \hat{\eta}_{\mathbf{b},a}, a) - G(\beta, \eta_{\mathbf{b},a}, a)| \xrightarrow{a.s.} 0 \text{ for any compact set } \mathcal{K}.$$

$$b) \hat{\beta} \xrightarrow{a.s.} \beta_0.$$

The asymptotic distribution of  $\hat{\beta}$  can be derived using the consistency of  $\hat{\alpha}_R$  and similar arguments to those considered in the proof of Theorem 3.5.3 in Rodriguez (2007). In particular, under a log-gamma model can be obtained as follows.

Recall that under a log-Gamma model  $y_i = \eta_0(\beta_0^T \mathbf{x}_i) + \epsilon_i$  with  $\epsilon_i \sim \log(\Gamma(\alpha_0, 1))$  independent of  $\mathbf{x}_i$ , so that  $d(y, a) = \exp(y - a) - (y - a) - 1$ . Let

$$\psi(y, a, c) = \frac{\partial}{\partial a} \phi(y, a, c) \quad (18)$$

$$\chi(y, a, c) = \frac{\partial}{\partial a} \psi(y, a, c). \quad (19)$$

If we define  $d^*(u) = \exp(u) - u - 1$ , we have that  $d(y, \eta_0(\beta_0^T \mathbf{x})) = d^*(y - \eta_0(\beta_0^T \mathbf{x}))$ . Let  $\Psi(y)$  and  $\Psi'(y)$  the first and second derivatives of the function  $\rho(y)$ . Hence,  $\psi(y, \eta_0(\beta_0^T \mathbf{x}), c) = \psi^*(y - \eta_0(\beta_0^T \mathbf{x}), c)$  and  $\chi(y, \eta_0(\beta_0^T \mathbf{x}), c) = \chi^*(y - \eta_0(\beta_0^T \mathbf{x}), c)$ , where

$$\begin{aligned} \psi^*(u, c) &= \frac{1}{2c} \Psi \left( \frac{\sqrt{d^*(u)}}{c} \right) \frac{1 - \exp(u)}{2\sqrt{d^*(u)}} \\ \chi^*(u, c) &= \frac{1}{4c^2} \Psi' \left( \frac{\sqrt{d^*(u)}}{c} \right) \frac{(1 - \exp(u))^2}{d^*(u)} \\ &\quad + \frac{1}{4c} \Psi \left( \frac{\sqrt{d^*(u)}}{c} \right) \left[ \frac{2\exp(u)}{\sqrt{d^*(u)}} - \frac{(1 - \exp(u))^2}{d^*(u)^{3/2}} \right]. \end{aligned}$$

Define  $\mathbf{B} = \mathbb{E}_0 [\chi(y_1, \eta_0(\beta_0^T \mathbf{x}_1), c) \tau_{\beta_0}(\mathbf{x}) \nu_1(\beta_0, \beta_0^T \mathbf{x}_1) \nu_1(\beta_0, \beta_0^T \mathbf{x}_1)^T]$ , where

$$\nu_i(\mathbf{b}, t) = \frac{\partial}{\partial \beta} \eta_{\beta}(s)|_{(\beta,s)=(\mathbf{b},t)} + \frac{\partial}{\partial s} \eta_{\beta}(s)|_{(\beta,s)=(\mathbf{b},t)} \mathbf{x}_i. \quad (20)$$

Due to the independence between the errors and the covariates,  $\mathbf{B}$  can be written as

$$\mathbf{B} = \mathbb{E}(\chi^*(\epsilon_1, c)) \mathbb{E}[\tau_{\beta_0}(\mathbf{x}_1) \nu_1(\beta_0, \beta_0^T \mathbf{x}_1) \nu_1(\beta_0, \beta_0^T \mathbf{x}_1)^T] = \mathbb{E}(\chi^*(\epsilon_1, c)) \tilde{\mathbf{B}}. \quad (21)$$

Besides, consider the matrix

$$\begin{aligned}\Sigma &= 4 \mathbb{E}_0 \left\{ \psi^2(y_1, \eta_0(\beta_0^T \mathbf{x}_1), c) \tau_{\beta_0}^2(\mathbf{x}_1) \nu_1(\beta_0, \beta_0^T \mathbf{x}_1) \nu_1(\beta_0, \beta_0^T \mathbf{x}_1)^T \right\} \\ &= 4 \mathbb{E} \left\{ \psi^{*2}(\epsilon_1, c) \right\} \mathbb{E} \left\{ \tau_{\beta_0}^2(\mathbf{x}_1) \nu_1(\beta_0, \beta_0^T \mathbf{x}_1) \nu_1(\beta_0, \beta_0^T \mathbf{x}_1)^T \right\} = \mathbb{E} \left\{ \psi^{*2}(\epsilon_1, c) \right\} \tilde{\Sigma}. \quad (22)\end{aligned}$$

Let  $\mathbf{B}_1$ ,  $\tilde{\mathbf{B}}_1$ ,  $\Sigma_1$  and  $\tilde{\Sigma}_1$  be the left superior matrices of dimension  $(q-1) \times (q-1)$  of  $\mathbf{B}$ ,  $\tilde{\mathbf{B}}$ ,  $\Sigma$  and  $\tilde{\Sigma}$ , respectively. Assume that  $\mathbf{B}$  is non-singular,  $\hat{\beta} \xrightarrow{p} \beta_0$ ,  $\mathbf{x}_i$  are random vectors with distribution with compact support  $\mathcal{X}$  and the bandwidth  $h$  satisfies  $nh^4 \rightarrow 0$  and  $nh^2/\log(1/h) \rightarrow \infty$ . Furthermore, as in Delecroix *et al.* (2006), assume that the trimming function is  $\tau_{\beta_0}(\mathbf{x})$ . Then, according to Rodriguez (2007) when  $\hat{c}_n \xrightarrow{p} c$ , we have that

$$\begin{aligned}\text{a) } & \sqrt{n}(\hat{\beta}_q - \beta_{0q}) \xrightarrow{p} 0, \\ \text{b) } & \sqrt{n}(\hat{\beta}^{(q-1)} - \beta_0^{(q-1)}) \xrightarrow{D} N(0, \mathbf{B}_1^{-1} \Sigma_1 (\mathbf{B}_1^{-1})^T), \text{ where for any } \mathbf{b} \in \mathbb{R}^q, \mathbf{b}^{(q-1)} = (b_1, \dots, b_{q-1})^T.\end{aligned}$$

Hence, using (21) and (22), we get that

$$\sqrt{n}(\hat{\beta}^{(q-1)} - \beta_0^{(q-1)}) \xrightarrow{D} N\left(0, \frac{\mathbb{E}\psi^{*2}(\epsilon_1, c)}{(\mathbb{E}\chi^*(\epsilon_1, c))^2} \tilde{\mathbf{B}}_1^{-1} \tilde{\Sigma}_1 (\tilde{\mathbf{B}}_1^{-1})^T\right).$$

Since the classical estimator of the single index parameter corresponds to the choice  $\rho(s) = s^2$ , its asymptotic covariance matrix is of the form

$$\frac{1}{\alpha_0} \tilde{\mathbf{B}}_1^{-1} \tilde{\Sigma}_1 (\tilde{\mathbf{B}}_1^{-1})^T,$$

Therefore, the asymptotic efficiency with respect to the classical estimator is given by

$$e = \frac{1}{\alpha_0} \frac{(\mathbb{E}\chi^*(\epsilon_1, c))^2}{\mathbb{E}_0 \psi^{*2}(\epsilon_1, c)},$$

which equals the efficiency of the *MM*-regression estimator described in Bianco *et al.* (2005).

## 4 Tests on the single index parameter in the log-Gamma regression model

In occasions one may be interested in finding out the impact of the covariates  $\mathbf{x}$  on the response variable  $y$ . This task may be accomplished by making inference on the single index parameter  $\beta$  or on some of its components. We focus on the case of log-Gamma regression.

Consider model (1) under a log-Gamma model, that is,  $y_i = \eta_0(\beta_0^T \mathbf{x}) + \epsilon_i$  with  $\epsilon_i \sim \log(\Gamma(\alpha, 1))$  independent of  $\mathbf{x}_i$ . Denote, as above,  $\beta^{(q-1)} = (\beta_1, \dots, \beta_{q-1})^T$ , that is the first  $q-1$  components of the single index parameter. In this Section, we focus on the problem of testing the hypothesis  $H_0 : \beta^{(q-1)} = \beta_0^{(q-1)}$ , under model (1). A natural way to check  $H_0$  is through a Wald-type test. Under the  $H_0$  we have that

$$\sqrt{n}(\hat{\beta}^{(q-1)} - \beta_0^{(q-1)}) \xrightarrow{D} N(0, \mathbf{C}_{\beta_0}), \quad (23)$$

where  $\mathbf{C}_{\beta_0} = \mathbf{B}_1^{-1} \boldsymbol{\Sigma}_1 (\mathbf{B}_1^{-1})^\top$  with  $\mathbf{B}_1 \in \mathbb{R}^{(q-1) \times (q-1)}$  and  $\boldsymbol{\Sigma}_1 \in \mathbb{R}^{(q-1) \times (q-1)}$  the left superior matrices of the matrices  $\mathbf{B}$  and  $\boldsymbol{\Sigma}$  defined in (21) and (22), respectively. Then, we consider the Wald-type statistic

$$\mathcal{W}(\hat{\boldsymbol{\beta}}, H_0) = n \left( \hat{\boldsymbol{\beta}}^{(q-1)} - \boldsymbol{\beta}_0^{(q-1)} \right)^\top \hat{\mathbf{C}}_{\hat{\boldsymbol{\beta}}}^{-1} \left( \hat{\boldsymbol{\beta}}^{(q-1)} - \boldsymbol{\beta}_0^{(q-1)} \right) \quad (24)$$

where  $\hat{\mathbf{C}}_{\hat{\boldsymbol{\beta}}}^{-1}$  is an estimator of  $\mathbf{C}_{\beta_0}$ .

Estimators of the matrices  $\mathbf{B}$  and  $\boldsymbol{\Sigma}$  can be computed as follows

$$\begin{aligned} \hat{\mathbf{B}} &= \frac{1}{n} \sum_{i=1}^n \chi \left( y_i - \hat{\eta}(\hat{\boldsymbol{\beta}}^\top \mathbf{x}_i), \hat{c} \right) \tau_{\hat{\boldsymbol{\beta}}}(\mathbf{x}_i) \hat{\nu}(\mathbf{x}_i, \hat{\boldsymbol{\beta}}^\top \mathbf{x}_i) \hat{\nu}_i(\hat{\boldsymbol{\beta}}, \hat{\boldsymbol{\beta}}^\top \mathbf{x}_i)^\top \\ \hat{\boldsymbol{\Sigma}} &= 4 \frac{1}{n} \sum_{i=1}^n \psi^2 \left( y_i - \hat{\eta}(\hat{\boldsymbol{\beta}}^\top \mathbf{x}_i), \hat{c} \right) \tau_{\hat{\boldsymbol{\beta}}}^2(\mathbf{x}_i) \hat{\nu}(\mathbf{x}_i, \hat{\boldsymbol{\beta}}^\top \mathbf{x}_i) \hat{\nu}_i(\hat{\boldsymbol{\beta}}, \hat{\boldsymbol{\beta}}^\top \mathbf{x}_i)^\top, \end{aligned}$$

where  $\hat{\boldsymbol{\beta}}$  and  $\hat{\eta}$  are the estimators obtained in **Steps 2** and **3**, respectively, of the proposed stepwise procedure and  $\hat{\nu}_i(\mathbf{b}, t)$  is the estimator of  $\nu_i(\mathbf{b}, t)$  defined in (20), that is,

$$\hat{\nu}_i(\mathbf{b}, t) = \frac{\partial}{\partial \boldsymbol{\beta}} \hat{\eta}_{\boldsymbol{\beta}}(s) |_{(\boldsymbol{\beta}, s) = (\mathbf{b}, t)} + \frac{\partial}{\partial s} \hat{\eta}_{\boldsymbol{\beta}}(s) |_{(\boldsymbol{\beta}, s) = (\mathbf{b}, t)} \mathbf{x}_i.$$

These estimators involve the first derivative of  $\hat{\eta}$  with respect to  $\boldsymbol{\beta}$  and  $u$ . Taking into account that

$$\eta_{\boldsymbol{\beta}}(u) = \operatorname{argmin}_{a \in \mathbb{R}} R(\boldsymbol{\beta}, a, u, \alpha),$$

we have that

$$\frac{\partial}{\partial a} R(\boldsymbol{\beta}, a, u, \alpha) |_{a = \eta_{\boldsymbol{\beta}}(u)} = 0$$

which implies that  $\mathbb{E}(\psi(y, a, \alpha) | \boldsymbol{\beta}^\top \mathbf{x} = u) = 0$  for  $a = \eta_{\boldsymbol{\beta}}(u)$ . Similarly, the sample version,  $\hat{\eta}_{\boldsymbol{\beta}}(u)$ , satisfies

$$\sum_{i=1}^n W_{\boldsymbol{\beta}, i}(u, h) \psi(y_i, \hat{\eta}_{\boldsymbol{\beta}}(u), \alpha) = 0$$

or equivalently

$$\sum_{i=1}^n K \left( \frac{\boldsymbol{\beta}^\top \mathbf{x}_i - u}{h} \right) \psi(y_i, \hat{\eta}_{\boldsymbol{\beta}}(u), \alpha) = 0. \quad (25)$$

Denote as  $K'$  the first derivative of the kernel  $K$ . Differentiating with respect to  $\boldsymbol{\beta}$  equation (25), we have that

$$0 = \frac{1}{h} \sum_{i=1}^n K' \left( \frac{\boldsymbol{\beta}^\top \mathbf{x}_i - u}{h} \right) \psi(y_i, \hat{\eta}_{\boldsymbol{\beta}}(u), \alpha) \mathbf{x}_i + \sum_{i=1}^n K \left( \frac{\boldsymbol{\beta}^\top \mathbf{x}_i - u}{h} \right) \chi(y_i, \hat{\eta}_{\boldsymbol{\beta}}(u), \alpha) \times \frac{\partial}{\partial \boldsymbol{\beta}} \hat{\eta}_{\boldsymbol{\beta}}(u),$$

which implies that

$$\frac{\partial}{\partial \boldsymbol{\beta}} \hat{\eta}_{\boldsymbol{\beta}}(u) = -\frac{1}{h} \left[ \sum_{i=1}^n K \left( \frac{\boldsymbol{\beta}^\top \mathbf{x}_i - u}{h} \right) \chi(y_i, \hat{\eta}_{\boldsymbol{\beta}}(u), \alpha) \right]^{-1} \sum_{i=1}^n K' \left( \frac{\boldsymbol{\beta}^\top \mathbf{x}_i - u}{h} \right) \psi(y_i, \hat{\eta}_{\boldsymbol{\beta}}(u), \alpha) \mathbf{x}_i$$

On the other hand, differentiating (25) with respect to  $u$ , we obtain that

$$0 = \frac{-1}{h} \sum_{i=1}^n K' \left( \frac{\boldsymbol{\beta}^T \mathbf{x}_i - u}{h} \right) \psi(y_i, \hat{\eta}_{\boldsymbol{\beta}}(u), \alpha) + \sum_{i=1}^n K \left( \frac{\boldsymbol{\beta}^T \mathbf{x}_i - u}{h} \right) \chi(y_i, \hat{\eta}_{\boldsymbol{\beta}}(u), \alpha) \times \frac{\partial}{\partial u} \hat{\eta}_{\boldsymbol{\beta}}(u)$$

and therefore

$$\frac{\partial}{\partial u} \hat{\eta}_{\boldsymbol{\beta}}(u) = \frac{1}{h} \left[ \sum_{i=1}^n K \left( \frac{\boldsymbol{\beta}^T \mathbf{x}_i - u}{h} \right) \chi(y_i, \hat{\eta}_{\boldsymbol{\beta}}(u), \alpha) \right]^{-1} \sum_{i=1}^n K' \left( \frac{\boldsymbol{\beta}^T \mathbf{x}_i - u}{h} \right) \psi(y_i, \hat{\eta}_{\boldsymbol{\beta}}(u), \alpha)$$

Under mild conditions,  $\hat{\mathbf{C}}_{\hat{\boldsymbol{\beta}}}$  yields a consistent estimator of  $\mathbf{C}_{\boldsymbol{\beta}_0}$ . From the consistency of  $\hat{\mathbf{C}}_{\hat{\boldsymbol{\beta}}}$  and the fact that  $\sqrt{n}(\hat{\boldsymbol{\beta}}^{(q-1)} - \boldsymbol{\beta}_0^{(q-1)}) \xrightarrow{D} N(0, \mathbf{C}_{\boldsymbol{\beta}_0})$ , we have that

$$\mathcal{W}(\hat{\boldsymbol{\beta}}, H_0) \xrightarrow{D} \chi_{q-1}^2. \quad (26)$$

Hence, the rule that rejects  $H_0$  if  $\mathcal{W}(\hat{\boldsymbol{\beta}}, H_0) > \chi_{q-1, \alpha}^2$ , where  $\chi_{q-1, \alpha}^2$  denotes the  $1 - \alpha$  quantile of the  $\chi_{q-1}^2$  leads to a test of asymptotic level  $\alpha$ .

Let us consider the parametrization given in (2) and let  $\boldsymbol{\theta} = (\boldsymbol{\theta}^*, \theta_q)$  with  $\theta_q = 1$  and  $\boldsymbol{\theta}^* = (\theta_1, \dots, \theta_{q-1}) \in \mathbb{R}^{q-1}$ . In this context, it is frequently desirable to test hypotheses that concern a linear combination of  $\boldsymbol{\theta}^*$ . More precisely, consider the hypotheses of the form

$$H_0 : \mathbf{A}\boldsymbol{\theta}^* = \mathbf{a}_0 \quad \text{vs.} \quad H_1 : \mathbf{A}\boldsymbol{\theta}^* \neq \mathbf{a}_0, \quad (27)$$

where  $\mathbf{A}$  is a full rank matrix of  $r \times q - 1$ ,  $r \leq q - 1$  and  $\mathbf{a}_0 = \mathbf{A}\boldsymbol{\theta}_0^* \in \mathbb{R}^r$  and  $\boldsymbol{\theta}_0^*$  is a known and fixed vector.

To provide an statistic for such testing problem, we will first derive the asymptotic distribution of an estimator of  $\boldsymbol{\theta}^*$  obtained from  $\hat{\boldsymbol{\beta}}$ . The parameter  $\boldsymbol{\theta}$  equals  $\boldsymbol{\beta}/\beta_q$  ( $\beta_q > 0$ ) so that  $\boldsymbol{\theta}^* = \boldsymbol{\beta}^{(q-1)}/\beta_q$ . Note that if  $\mathbf{a}_0 = \mathbf{0}$  the problem can be transformed to  $H_0 : \mathbf{A}\boldsymbol{\beta}^{(q-1)} = \mathbf{0}$  versus  $H_1 : \mathbf{A}\boldsymbol{\beta}^{(q-1)} \neq \mathbf{0}$  which has been previously considered.

The relation between both parameters suggests to estimate  $\boldsymbol{\theta}^*$ , by means of  $\hat{\boldsymbol{\theta}}^* = \hat{\boldsymbol{\beta}}^{(q-1)}/\hat{\beta}_q$ . Given  $\mathbf{d} \in \mathbb{R}^{q-1}$ , when  $\boldsymbol{\beta} = \boldsymbol{\beta}_0$ , we have that

$$\begin{aligned} \sqrt{n}(\mathbf{d}^T \hat{\boldsymbol{\theta}}^* - \mathbf{d}^T \boldsymbol{\theta}_0^*) &= \sqrt{n} \left( \mathbf{d}^T \frac{\hat{\boldsymbol{\beta}}^{(q-1)}}{\hat{\beta}_q} - \mathbf{d}^T \frac{\boldsymbol{\beta}_0^{(q-1)}}{\beta_{0q}} \right) \\ &= \frac{1}{\hat{\beta}_q} \sqrt{n} \left( \mathbf{d}^T \hat{\boldsymbol{\beta}}^{(q-1)} - \mathbf{d}^T \boldsymbol{\beta}_0^{(q-1)} \right) + \mathbf{d}^T \boldsymbol{\beta}_0^{(q-1)} \sqrt{n} \frac{(\beta_q - \hat{\beta}_q)}{\hat{\beta}_q \beta_q}. \end{aligned}$$

Using that  $\sqrt{n}(\hat{\beta}_q - \beta_{0q}) \xrightarrow{p} 0$ , we obtain

$$\sqrt{n}(\mathbf{d}^T \hat{\boldsymbol{\theta}}^* - \mathbf{d}^T \boldsymbol{\theta}_0^*) = \frac{1}{\hat{\beta}_q} \sqrt{n} \left( \mathbf{d}^T \hat{\boldsymbol{\beta}}^{(q-1)} - \mathbf{d}^T \boldsymbol{\beta}_0^{(q-1)} \right) + o_p(1).$$

which together with (23) leads to

$$\sqrt{n}(\mathbf{d}^T \hat{\boldsymbol{\theta}}^* - \mathbf{d}^T \boldsymbol{\theta}_0^*) \xrightarrow{D} N \left( 0, \frac{1}{\beta_{0q}^2} \mathbf{d}^T \mathbf{C}_{\boldsymbol{\beta}_0} \mathbf{d} \right),$$

Finally, since the vector  $\mathbf{d}$  is arbitrary, from the Cramer–Wold Theorem, we obtain that

$$\sqrt{n}(\hat{\boldsymbol{\theta}}^* - \boldsymbol{\theta}_0^*) \xrightarrow{D} N\left(0, \frac{1}{\beta_{0q}^2} \mathbf{C}_{\beta_0}\right).$$

In order to test (27) consistently, the following test statistic based on a quadratic form can be considered

$$\widetilde{\mathcal{W}}(0, H_0) = n \hat{\beta}_q^2 \left( \mathbf{A} \hat{\boldsymbol{\theta}}^* - \mathbf{a}_0 \right)^T \left( \mathbf{A} \hat{\mathbf{C}}_{\hat{\boldsymbol{\beta}}} \mathbf{A}^T \right)^{-1} \left( \mathbf{A} \hat{\boldsymbol{\theta}}^* - \mathbf{a}_0 \right), \quad (28)$$

where  $\hat{\mathbf{C}}_{\hat{\boldsymbol{\beta}}}$  and  $\hat{\beta}_q$  are the estimators given above.

## 5 Empirical Influence Curve

In this section we derive the empirical influence function of the single index parameter estimator under a log–Gamma model. The empirical influence function (EIF), introduced by Tukey (1977), measures the robustness of an estimator with respect to a single outlier. Essentially, it assesses the impact on an estimator of adding an arbitrary observation to the sample. Diagnostic measures with the purpose of outlier identification can be defined from the empirical influence functions. Mallows (1974) defines a finite version of the influence function, introduced by Hampel (1974), that is computed at the sample empirical distribution. The EIF has been widely used in parametric statistics, but has retrieved less attention in nonparametric literature. Foremost, Manchester (1996) introduces a simple graphical procedure to display the sensitivity of a scatter plot smoother to perturbations in the data. Tamine (2002) defines a smoothed influence function in the context of nonparametric regression with a fixed bandwidth that is based on Ait Sahalia (1995) smoothed functional approach to nonparametric kernel estimators.

Following Rodriguez (2007) and Boente and Rodriguez (2010), we consider an empirical influence function that is close to Manchester (1996) approach and at the same time, retains the spirit of the EIF definition introduced by Mallows (1974).

To be more precise, denote  $\hat{\boldsymbol{\beta}}$  be the single index parameter estimator based on the original data set  $(y_i, \mathbf{x}_i), 1 \leq i \leq n$ . If  $P_n$  is the empirical measure that gives weight  $1/n$  to each datum in the sample, we have that  $\hat{\boldsymbol{\beta}} = \hat{\boldsymbol{\beta}}(P_n)$ . Let  $P_{n,\varepsilon}$  be the empirical measure that gives mass  $(1 - \varepsilon)/n$  to each  $(y_i, \mathbf{x}_i), 1 \leq i \leq n$  and mass  $\varepsilon$  to the observation  $(y_0, \mathbf{x}_0)$ . In other words, we have a new sample with the original data set accounting an  $1 - \varepsilon$  proportion and the new observation an  $\varepsilon$  proportion. Now, denote  $\hat{\boldsymbol{\beta}}_\varepsilon$  the single index parameter estimator for the new sample. We compute the empirical influence function of  $\hat{\boldsymbol{\beta}}$  at a given point  $(y_0, \mathbf{x}_0)$  as

$$\text{EIF}(\hat{\boldsymbol{\beta}}, (y_0, \mathbf{x}_0)) = \lim_{\varepsilon \rightarrow 0} \frac{\hat{\boldsymbol{\beta}}_\varepsilon - \hat{\boldsymbol{\beta}}}{\varepsilon}.$$

As above, we assume that  $\mathbf{B}_1$ , the left superior matrix of dimension  $(q - 1) \times (q - 1)$  of the matrix  $\mathbf{B}$  given in (21) is non-singular and that  $\hat{\eta}_{\boldsymbol{\beta}}(u)$  is continuous and has continuous partial derivatives with respect to  $\boldsymbol{\beta}$  and  $u$ . As in Rodriguez (2007), given the invariance to orthogonal transformations of the single index estimator, we can assume without loss of generality that  $\hat{\boldsymbol{\beta}} = \mathbf{e}_q$ , the  $q$ -th vector of canonical basis of  $\mathbb{R}^q$ . To obtain the empirical influence function, we will assume that the matrix

$\mathbf{B}_1$  given in (21) is non-singular, as assumed when deriving the asymptotic distribution of  $\hat{\beta}$  in Section 3.

For simplicity, we will assume that the tuning parameter  $c$  and the trimming function  $\tau$  are fixed. In this case, the single index parameter estimation related to **Step LG2** is obtained by means of the minimization with respect to  $\beta$  of

$$\sum_{i=1}^n \rho \left( \frac{\sqrt{d(y_i, \hat{\eta}_{\beta}(\beta^T \mathbf{x}_i))}}{c} \right) \tau(\mathbf{x}_i),$$

among the vectors of length one, where, at the same time,  $\hat{\eta}_{\beta}(u)$  is defined as

$$\hat{\eta}_{\beta}(u) = \operatorname{argmin}_{a \in \mathbb{R}} \sum_{i=1}^n \rho \left( \frac{\sqrt{d(y_i, a)}}{\hat{c}_n} \right) W_{\beta, i}(u, h).$$

Hence, if we denote  $\mathcal{B}(\theta) = \theta / \|\theta\|$ , we have that  $\hat{\beta}_{\varepsilon} = \hat{\theta}_{\varepsilon} / \|\hat{\theta}_{\varepsilon}\| = \mathcal{B}(\hat{\theta}_{\varepsilon})$  where  $\hat{\theta}_{\varepsilon}$  is the solution of

$$\operatorname{argmin}_{\theta} \frac{1-\varepsilon}{n} \sum_{i=1}^n \rho \left( \frac{\sqrt{d(y_i, \hat{\eta}_{\mathcal{B}(\theta)}^{\varepsilon}(\mathcal{B}(\theta)^T \mathbf{x}_i))}}{c} \right) \tau(\mathbf{x}_i) + \varepsilon \rho \left( \frac{\sqrt{d(y_0, \hat{\eta}_{\mathcal{B}(\theta)}^{\varepsilon}(\mathcal{B}(\theta)^T \mathbf{x}_0))}}{c} \right) \tau(\mathbf{x}_0).$$

Then,  $\hat{\theta}_{\varepsilon}$  satisfies

$$\begin{aligned} \mathbf{0} &= \left( \mathbf{I} - \mathcal{B}(\hat{\theta}_{\varepsilon}) \mathcal{B}(\hat{\theta}_{\varepsilon})^T \right) \left[ \frac{(1-\varepsilon)}{n} \sum_{i=1}^n \psi \left( y_i, \hat{\eta}_{\mathcal{B}(\hat{\theta}_{\varepsilon})}^{\varepsilon}(\mathcal{B}(\hat{\theta}_{\varepsilon})^T \mathbf{x}_i), c \right) \nu_i \left( \mathcal{B}(\hat{\theta}_{\varepsilon}), \mathcal{B}(\hat{\theta}_{\varepsilon})^T \mathbf{x}_i \right) \tau(\mathbf{x}_i) \right. \\ &\quad \left. + \varepsilon \psi \left( y_0, \hat{\eta}_{\mathcal{B}(\hat{\theta}_{\varepsilon})}^{\varepsilon}(\mathcal{B}(\hat{\theta}_{\varepsilon})^T \mathbf{x}_0), c \right) \nu_0 \left( \mathcal{B}(\hat{\theta}_{\varepsilon}), \mathcal{B}(\hat{\theta}_{\varepsilon})^T \mathbf{x}_0 \right) \tau(\mathbf{x}_0) \right], \end{aligned}$$

where

$$\psi(y, a, c) = \frac{\partial}{\partial a} \phi(y, a, c) = \frac{1}{2c} \Psi \left( \frac{\sqrt{d(y, a)}}{c} \right) \frac{1 - \exp(y - a)}{\sqrt{d(y, a)}}$$

as defined in (18),  $\Psi$  stands for the derivative of  $\rho$  and  $\nu_i(\mathbf{b}, t)$  is given in (20). Using that  $\hat{\beta}_{\varepsilon} = \mathcal{B}(\hat{\theta}_{\varepsilon})$ , we get that the estimator  $\hat{\beta}_{\varepsilon}$  verifies

$$\begin{aligned} \mathbf{0} &= \left( \mathbf{I} - \hat{\beta}_{\varepsilon} \hat{\beta}_{\varepsilon}^T \right) \left[ \frac{(1-\varepsilon)}{n} \sum_{i=1}^n \psi \left( y_i, \hat{\eta}_{\hat{\beta}_{\varepsilon}}^{\varepsilon}(\hat{\beta}_{\varepsilon}^T \mathbf{x}_i), c \right) \nu_i(\hat{\beta}_{\varepsilon}, \hat{\beta}_{\varepsilon}^T \mathbf{x}_i) \tau(\mathbf{x}_i) \right. \\ &\quad \left. + \varepsilon \psi \left( y_0, \hat{\eta}_{\hat{\beta}_{\varepsilon}}^{\varepsilon}(\hat{\beta}_{\varepsilon}^T \mathbf{x}_0), c \right) \nu_0(\hat{\beta}_{\varepsilon}, \hat{\beta}_{\varepsilon}^T \mathbf{x}_0) \tau(\mathbf{x}_0) \right] \end{aligned}$$

and  $\hat{\eta}_{\hat{\beta}}^{\varepsilon}(u)$  is the solution of

$$\frac{(1-\varepsilon)}{n} \sum_{i=1}^n \psi \left( y_i, \hat{\eta}_{\hat{\beta}}^{\varepsilon}(u), c \right) W_{\hat{\beta}_{\varepsilon}, i}(u, h) + \varepsilon \psi \left( y_0, \hat{\eta}_{\hat{\beta}}^{\varepsilon}(u), c \right) W_{\hat{\beta}_{\varepsilon}, 0}(u, h) = 0, \quad (29)$$



Then, if we call

$$\lambda(\varepsilon) = \frac{(1-\varepsilon)}{n} \sum_{i=1}^n \psi \left( y_i, \hat{\eta}_{\hat{\beta}_\varepsilon}(\hat{\beta}_\varepsilon^T \mathbf{x}_i), c \right) \nu_i(\hat{\beta}_\varepsilon, \hat{\beta}_\varepsilon^T \mathbf{x}_i) \tau(\mathbf{x}_i) + \varepsilon \psi \left( y_0, \hat{\eta}_{\hat{\beta}_\varepsilon}(\hat{\beta}_\varepsilon^T \mathbf{x}_0), c \right) \nu_0(\hat{\beta}_\varepsilon, \hat{\beta}_\varepsilon^T \mathbf{x}_0) \tau(\mathbf{x}_0)$$

we get that, for any  $0 \leq \varepsilon < 1$ ,  $\hat{\beta}_\varepsilon$  satisfies

$$\mathbf{0} = \left( \mathbf{I} - \hat{\beta}_\varepsilon \hat{\beta}_\varepsilon^T \right) \lambda(\varepsilon).$$

Therefore, differentiating with respect to  $\varepsilon$  and evaluating at  $\varepsilon = 0$  and using that  $\lambda(0) = \mathbf{0}$ , we obtain that

$$\begin{aligned} \mathbf{0} &= \frac{\partial}{\partial \varepsilon} \left[ \left( \mathbf{I} - \hat{\beta}_\varepsilon \hat{\beta}_\varepsilon^T \right) \lambda(\varepsilon) \right] \Big|_{\varepsilon=0} = \frac{\partial}{\partial \varepsilon} \left[ \left( \mathbf{I} - \hat{\beta}_\varepsilon \hat{\beta}_\varepsilon^T \right) \right] \Big|_{\varepsilon=0} \lambda(0) + \left( \mathbf{I} - \hat{\beta} \hat{\beta}^T \right) \frac{\partial}{\partial \varepsilon} \lambda(\varepsilon) \Big|_{\varepsilon=0} \\ &= \left( \mathbf{I} - \hat{\beta} \hat{\beta}^T \right) \frac{\partial}{\partial \varepsilon} \lambda(\varepsilon) \Big|_{\varepsilon=0} \end{aligned} \quad (30)$$

Henceforth, in order to compute  $\frac{\partial}{\partial \varepsilon} \lambda(\varepsilon) \Big|_{\varepsilon=0}$  and to simplify the presentation, we consider the following functions:

$$h(\varepsilon, \beta, u) = \hat{\eta}_\beta^\varepsilon(u), \quad h_\beta(\varepsilon, \beta, u) = \frac{\partial}{\partial \varepsilon} \hat{\eta}_\beta^\varepsilon(u), \quad h_u(\varepsilon, \beta, u) = \frac{\partial}{\partial u} \hat{\eta}_\beta^\varepsilon(u)$$

and their corresponding derivatives with respect to  $\varepsilon$

$$H_i = \frac{\partial}{\partial \varepsilon} h(\varepsilon, \hat{\beta}_\varepsilon, \hat{\beta}_\varepsilon^T \mathbf{x}_i) \Big|_{\varepsilon=0}, \quad H_{\beta,i} = \frac{\partial}{\partial \varepsilon} h_\beta(\varepsilon, \hat{\beta}_\varepsilon, \hat{\beta}_\varepsilon^T \mathbf{x}_i) \Big|_{\varepsilon=0}, \quad H_{u,i} = \frac{\partial}{\partial \varepsilon} h_u(\varepsilon, \hat{\beta}_\varepsilon, \hat{\beta}_\varepsilon^T \mathbf{x}_i) \Big|_{\varepsilon=0}.$$

Thus, we have that

$$\begin{aligned} \frac{\partial}{\partial \varepsilon} \lambda(\varepsilon) \Big|_{\varepsilon=0} &= -\frac{1}{n} \sum_{i=1}^n \psi \left( y_i, \hat{\eta}_\beta(\hat{\beta}^T \mathbf{x}_i), c \right) \nu_i(\hat{\beta}, \hat{\beta}^T \mathbf{x}_i) \tau(\mathbf{x}_i) \\ &+ \frac{1}{n} \sum_{i=1}^n \left\{ \chi \left( y_i, \hat{\eta}_\beta(\hat{\beta}^T \mathbf{x}_i), c \right) H_i \nu_i(\hat{\beta}, \hat{\beta}^T \mathbf{x}_i) + \psi \left( y_i, \hat{\eta}_\beta(\hat{\beta}^T \mathbf{x}_i), c \right) (H_{\beta,i} + \mathbf{x}_i H_{u,i}) \right\} \tau(\mathbf{x}_i) \\ &+ \psi \left( y_0, \hat{\eta}_\beta(\hat{\beta}^T \mathbf{x}_0), c \right) \nu_0(\hat{\beta}, \hat{\beta}^T \mathbf{x}_0) \tau(\mathbf{x}_0). \end{aligned}$$

Since  $\lambda(0) = \mathbf{0}$ , we obtain that

$$\begin{aligned} \frac{\partial}{\partial \varepsilon} \lambda(\varepsilon) \Big|_{\varepsilon=0} &= \frac{1}{n} \sum_{i=1}^n \left\{ \chi \left( y_i, \hat{\eta}_\beta(\hat{\beta}^T \mathbf{x}_i), c \right) H_i \nu_i(\hat{\beta}, \hat{\beta}^T \mathbf{x}_i) + \psi \left( y_i, \hat{\eta}_\beta(\hat{\beta}^T \mathbf{x}_i), c \right) (H_{\beta,i} + \mathbf{x}_i H_{u,i}) \right\} \tau(\mathbf{x}_i) \\ &+ \psi \left( y_0, \hat{\eta}_\beta(\hat{\beta}^T \mathbf{x}_0), c \right) \nu_0(\hat{\beta}, \hat{\beta}^T \mathbf{x}_0) \tau(\mathbf{x}_0). \end{aligned} \quad (31)$$

It remains to compute the functions  $H_i$ ,  $H_{\beta,i}$  and  $H_{u,i}$ . Straightforward arguments lead to

$$\begin{aligned} H_i &= \frac{\partial}{\partial \varepsilon} h(\varepsilon, \hat{\beta}_\varepsilon, \hat{\beta}_\varepsilon^T \mathbf{x}_i) \Big|_{\varepsilon=0} \\ &= \frac{\partial}{\partial \varepsilon} h(\varepsilon, \beta, u) \Big|_{(\varepsilon, \mathbf{s})=(0, \hat{\mathbf{s}}_i)} + \frac{\partial}{\partial \beta} h(\varepsilon, \beta, u) \Big|_{(\varepsilon, \mathbf{s})=(0, \hat{\mathbf{s}}_i)} \frac{\partial \hat{\beta}_\varepsilon}{\partial \varepsilon} \Big|_{\varepsilon=0} + \frac{\partial}{\partial u} h(\varepsilon, \beta, u) \Big|_{(\varepsilon, \mathbf{s})=(0, \hat{\mathbf{s}}_i)} \frac{\partial \hat{\beta}_\varepsilon}{\partial \varepsilon} \Big|_{\varepsilon=0} \mathbf{x}_i, \end{aligned}$$

where  $\widehat{\mathbf{s}}_i = (\widehat{\boldsymbol{\beta}}, \widehat{\boldsymbol{\beta}}^T \mathbf{x}_i)$ . Then, we get that

$$\begin{aligned} H_i &= \text{EIF}(\widehat{\eta}_{\boldsymbol{\beta}}(u)) \Big|_{(\boldsymbol{\beta}, u) = \widehat{\mathbf{s}}_i} + \frac{\partial \widehat{\eta}_{\boldsymbol{\beta}}(u)}{\partial \boldsymbol{\beta}} \Big|_{(\boldsymbol{\beta}, u) = \widehat{\mathbf{s}}_i} \text{EIF}(\widehat{\boldsymbol{\beta}}) + \frac{\partial \widehat{\eta}_{\boldsymbol{\beta}}(u)}{\partial u} \Big|_{(\boldsymbol{\beta}, u) = \widehat{\mathbf{s}}_i} \text{EIF}(\widehat{\boldsymbol{\beta}}) \mathbf{x}_i \\ &= \text{EIF}(\widehat{\eta}_{\boldsymbol{\beta}}(u)) \Big|_{(\boldsymbol{\beta}, u) = \widehat{\mathbf{s}}_i} + \nu_i(\widehat{\mathbf{s}}_i), \end{aligned}$$

where, to avoid burden notation, we denote  $\text{EIF}(\widehat{\boldsymbol{\beta}}) = \text{EIF}(\widehat{\boldsymbol{\beta}}, (y_0, \mathbf{x}_0))$  and  $\text{EIF}(\widehat{\eta}_{\boldsymbol{\beta}}) = \text{EIF}(\widehat{\eta}_{\boldsymbol{\beta}}, (y_0, \mathbf{x}_0))$ . Analogously, we have that

$$\begin{aligned} H_{\boldsymbol{\beta}, i} &= \frac{\partial}{\partial \varepsilon} h(\varepsilon, \widehat{\boldsymbol{\beta}}_{\varepsilon}, \widehat{\boldsymbol{\beta}}_{\varepsilon}^T \mathbf{x}_i) \Big|_{\varepsilon=0} \\ &= \frac{\partial}{\partial \varepsilon} \frac{\partial}{\partial \boldsymbol{\beta}} h(\varepsilon, \boldsymbol{\beta}, u) \Big|_{(\varepsilon, \mathbf{s}) = (0, \widehat{\mathbf{s}}_i)} + \frac{\partial}{\partial \boldsymbol{\beta}} \frac{\partial}{\partial \boldsymbol{\beta}} h(\varepsilon, \boldsymbol{\beta}, u) \Big|_{(\varepsilon, \mathbf{s}) = (0, \widehat{\mathbf{s}}_i)} \frac{\partial}{\partial \varepsilon} \widehat{\boldsymbol{\beta}}_{\varepsilon} \Big|_{\varepsilon=0} \\ &\quad + \frac{\partial}{\partial u} \frac{\partial}{\partial \boldsymbol{\beta}} h(\varepsilon, \boldsymbol{\beta}, u) \Big|_{(\varepsilon, \mathbf{s}) = (0, \widehat{\mathbf{s}}_i)} \frac{\partial}{\partial \varepsilon} \widehat{\boldsymbol{\beta}}_{\varepsilon} \Big|_{\varepsilon=0} \mathbf{x}_i, \end{aligned}$$

so

$$H_{\boldsymbol{\beta}, i} = \text{EIF}\left(\frac{\partial}{\partial \boldsymbol{\beta}} \widehat{\eta}_{\boldsymbol{\beta}}(u)\right) \Big|_{(\boldsymbol{\beta}, u) = \widehat{\mathbf{s}}_i} + \frac{\partial^2 \widehat{\eta}_{\boldsymbol{\beta}}(u)}{\partial^2 \boldsymbol{\beta}} \Big|_{(\boldsymbol{\beta}, u) = \widehat{\mathbf{s}}_i} \text{EIF}(\widehat{\boldsymbol{\beta}}) + \frac{\partial^2 \widehat{\eta}_{\boldsymbol{\beta}}(u)}{\partial u \partial \boldsymbol{\beta}} \Big|_{(\boldsymbol{\beta}, u) = \widehat{\mathbf{s}}_i} \text{EIF}(\widehat{\boldsymbol{\beta}}) \mathbf{x}_i.$$

Finally, we obtain in a similar way

$$\begin{aligned} H_{u, i} &= \frac{\partial}{\partial \varepsilon} h_u(\varepsilon, \widehat{\boldsymbol{\beta}}_{\varepsilon}, \widehat{\boldsymbol{\beta}}_{\varepsilon}^T \mathbf{x}_i) \Big|_{\varepsilon=0} \\ &= \frac{\partial}{\partial \varepsilon} \frac{\partial}{\partial u} h(\varepsilon, \boldsymbol{\beta}, u) \Big|_{(\varepsilon, \mathbf{s}) = (0, \widehat{\mathbf{s}}_i)} + \frac{\partial}{\partial \boldsymbol{\beta}} \frac{\partial}{\partial u} h(\varepsilon, \boldsymbol{\beta}, u) \Big|_{(\varepsilon, \mathbf{s}) = (0, \widehat{\mathbf{s}}_i)} \frac{\partial}{\partial \varepsilon} \widehat{\boldsymbol{\beta}}_{\varepsilon} \Big|_{\varepsilon=0} \\ &\quad + \frac{\partial}{\partial u} \frac{\partial}{\partial u} h(\varepsilon, \boldsymbol{\beta}, u) \Big|_{(\varepsilon, \mathbf{s}) = (0, \widehat{\mathbf{s}}_i)} \frac{\partial}{\partial \varepsilon} \widehat{\boldsymbol{\beta}}_{\varepsilon} \Big|_{\varepsilon=0} \mathbf{x}_i, \end{aligned}$$

and thus,

$$H_{u, i} = \text{EIF}\left(\frac{\partial}{\partial u} \widehat{\eta}_{\boldsymbol{\beta}}(u)\right) \Big|_{(\boldsymbol{\beta}, u) = \widehat{\mathbf{s}}_i} + \frac{\partial^2 \widehat{\eta}_{\boldsymbol{\beta}}(u)}{\partial \boldsymbol{\beta} \partial u} \Big|_{(\boldsymbol{\beta}, u) = \widehat{\mathbf{s}}_i} \text{EIF}(\widehat{\boldsymbol{\beta}}) + \frac{\partial^2 \widehat{\eta}_{\boldsymbol{\beta}}(u)}{\partial^2 u} \Big|_{(\boldsymbol{\beta}, u) = \widehat{\mathbf{s}}_i} \text{EIF}(\widehat{\boldsymbol{\beta}}) \mathbf{x}_i.$$

Using the previous expressions, we deduce that

$$\begin{aligned} H_{\boldsymbol{\beta}, i} + \mathbf{x}_i H_{u, i} &= \text{EIF}\left(\frac{\partial}{\partial \boldsymbol{\beta}} \widehat{\eta}_{\boldsymbol{\beta}}(u)\right) \Big|_{(\boldsymbol{\beta}, u) = \widehat{\mathbf{s}}_i} + \text{EIF}\left(\frac{\partial}{\partial u} \widehat{\eta}_{\boldsymbol{\beta}}(u)\right) \Big|_{(\boldsymbol{\beta}, u) = \widehat{\mathbf{s}}_i} \mathbf{x}_i \\ &\quad + \left[ \frac{\partial^2 \widehat{\eta}_{\boldsymbol{\beta}}(u)}{\partial^2 \boldsymbol{\beta}} \Big|_{(\boldsymbol{\beta}, u) = \widehat{\mathbf{s}}_i} + \frac{\partial^2 \widehat{\eta}_{\boldsymbol{\beta}}(u)}{\partial^2 u} \Big|_{(\boldsymbol{\beta}, u) = \widehat{\mathbf{s}}_i} \mathbf{x}_i \mathbf{x}_i^T \right. \\ &\quad \left. + \frac{\partial^2 \widehat{\eta}_{\boldsymbol{\beta}}(u)}{\partial u \partial \boldsymbol{\beta}} \Big|_{(\boldsymbol{\beta}, u) = \widehat{\mathbf{s}}_i} \mathbf{x}_i^T + \frac{\partial^2 \widehat{\eta}_{\boldsymbol{\beta}}(u)}{\partial \boldsymbol{\beta} \partial u} \Big|_{(\boldsymbol{\beta}, u) = \widehat{\mathbf{s}}_i} \mathbf{x}_i^T \right] \text{EIF}(\widehat{\boldsymbol{\beta}}). \end{aligned}$$

Now, replacing in (31)  $H_i$ ,  $H_{\beta,i}$  and  $H_{u,i}$  with the obtained expression, we have that

$$\begin{aligned}
\left. \frac{\partial}{\partial \varepsilon} \lambda(\varepsilon) \right|_{\varepsilon=0} &= \frac{1}{n} \sum_{i=1}^n \chi \left( y_i, \hat{\eta}_{\beta}(\hat{\beta}^T \mathbf{x}_i), c \right) \tau(\mathbf{x}_i) \text{ EIF}(\hat{\eta}_{\beta}(u))|_{(\beta,u)=\hat{\mathbf{s}}_i} \nu_i(\hat{\beta}, \hat{\beta}^T \mathbf{x}_i) \\
&+ \frac{1}{n} \sum_{i=1}^n \chi \left( y_i, \hat{\eta}_{\beta}(\hat{\beta}^T \mathbf{x}_i), c \right) \tau(\mathbf{x}_i) \nu_i(\hat{\beta}, \hat{\beta}^T \mathbf{x}_i) \nu_i(\hat{\beta}, \hat{\beta}^T \mathbf{x}_i)^T \text{ EIF}(\hat{\beta}) \\
&+ \frac{1}{n} \sum_{i=1}^n \psi \left( y_i, \hat{\eta}_{\beta}(\hat{\beta}^T \mathbf{x}_i), c \right) \tau(\mathbf{x}_i) \left\{ \text{ EIF} \left( \frac{\partial}{\partial \beta} \hat{\eta}_{\beta}(u) \right) \Big|_{(\beta,u)=\hat{\mathbf{s}}_i} + \text{ EIF} \left( \frac{\partial}{\partial u} \hat{\eta}_{\beta}(u) \right) \Big|_{(\beta,u)=\hat{\mathbf{s}}_i} \mathbf{x}_i \right. \\
&+ \left[ \frac{\partial^2 \hat{\eta}_{\beta}(u)}{\partial^2 \beta} \Big|_{(\beta,u)=\hat{\mathbf{s}}_i} + \frac{\partial^2 \hat{\eta}_{\beta}(u)}{\partial^2 u} \Big|_{(\beta,u)=\hat{\mathbf{s}}_i} \mathbf{x}_i \mathbf{x}_i^T + \frac{\partial^2 \hat{\eta}_{\beta}(u)}{\partial u \partial \beta} \Big|_{(\beta,u)=\hat{\mathbf{s}}_i} \mathbf{x}_i^T \right. \\
&\left. \left. + \frac{\partial^2 \hat{\eta}_{\beta}(u)}{\partial \beta \partial u} \Big|_{(\beta,u)=\hat{\mathbf{s}}_i} \mathbf{x}_i^T \right] \text{ EIF}(\hat{\beta}) \right\} + \psi \left( y_0, \hat{\eta}_{\beta}(\hat{\beta}^T \mathbf{x}_0), c \right) \nu_0(\hat{\beta}, \hat{\beta}^T \mathbf{x}_0) \tau(\mathbf{x}_0). \quad (32)
\end{aligned}$$

Write

$$\mathbf{V}(\hat{\mathbf{s}}_i) = \left[ \frac{\partial^2 \hat{\eta}_{\beta}(u)}{\partial^2 \beta} \Big|_{(\beta,u)=\hat{\mathbf{s}}_i} + \frac{\partial^2 \hat{\eta}_{\beta}(u)}{\partial^2 u} \Big|_{(\beta,u)=\hat{\mathbf{s}}_i} \mathbf{x}_i \mathbf{x}_i^T + \frac{\partial^2 \hat{\eta}_{\beta}(u)}{\partial u \partial \beta} \Big|_{(\beta,u)=\hat{\mathbf{s}}_i} \mathbf{x}_i^T + \frac{\partial^2 \hat{\eta}_{\beta}(u)}{\partial \beta \partial u} \Big|_{(\beta,u)=\hat{\mathbf{s}}_i} \mathbf{x}_i^T \right].$$

Then, we get that

$$\begin{aligned}
\left. \frac{\partial}{\partial \varepsilon} \lambda(\varepsilon) \right|_{\varepsilon=0} &= \frac{1}{n} \sum_{i=1}^n \chi \left( y_i, \hat{\eta}_{\beta}(\hat{\beta}^T \mathbf{x}_i), c \right) \tau(\mathbf{x}_i) \text{ EIF}(\hat{\eta}_{\beta}(u))|_{(\beta,u)=\hat{\mathbf{s}}_i} \nu_i(\hat{\beta}, \hat{\beta}^T \mathbf{x}_i) \tau(\mathbf{x}_i) \\
&+ \frac{1}{n} \sum_{i=1}^n \psi \left( y_i, \hat{\eta}_{\beta}(\hat{\beta}^T \mathbf{x}_i), c \right) \tau(\mathbf{x}_i) \left\{ \text{ EIF} \left( \frac{\partial}{\partial \beta} \hat{\eta}_{\beta}(u) \right) \Big|_{(\beta,u)=\hat{\mathbf{s}}_i} + \text{ EIF} \left( \frac{\partial}{\partial u} \hat{\eta}_{\beta}(u) \right) \Big|_{(\beta,u)=\hat{\mathbf{s}}_i} \mathbf{x}_i \right\} \\
&+ \psi \left( y_0, \hat{\eta}_{\beta}(\hat{\beta}^T \mathbf{x}_0), c \right) \nu_0(\hat{\beta}, \hat{\beta}^T \mathbf{x}_0) \tau(\mathbf{x}_0) \\
&+ \left[ \frac{1}{n} \sum_{i=1}^n \chi \left( y_i, \hat{\eta}_{\beta}(\hat{\beta}^T \mathbf{x}_i), c \right) \tau(\mathbf{x}_i) \nu_i(\hat{\beta}, \hat{\beta}^T \mathbf{x}_i) \nu_i(\hat{\beta}, \hat{\beta}^T \mathbf{x}_i)^T \right. \\
&+ \left. \frac{1}{n} \sum_{i=1}^n \psi \left( y_i, \hat{\eta}_{\beta}(\hat{\beta}^T \mathbf{x}_i), c \right) \mathbf{V}(\hat{\mathbf{s}}_i) \tau(\mathbf{x}_i) \right] \text{ EIF}(\hat{\beta}) \\
&= \ell_n + \mathbf{M}_n \text{ EIF}(\hat{\beta}). \quad (33)
\end{aligned}$$

where  $\ell_n \in \mathbb{R}^q$  corresponds to the first three lines of equation (32) and  $\mathbf{M}_n \in \mathbb{R}^{q \times q}$  is the matrix between brackets. Replacing in (30), we have that

$$\mathbf{0} = \left( \mathbf{I} - \hat{\beta} \hat{\beta}^T \right) (\ell_n + \mathbf{M}_n \text{ EIF}(\hat{\beta})).$$

It is worth noticing that since  $\|\hat{\beta}_{\varepsilon}\|^2 = 1$ , differentiating with respect to  $\varepsilon$  and evaluating at  $\varepsilon = 0$ , we have that

$$0 = \left. \frac{\partial}{\partial \varepsilon} \hat{\beta}_{\varepsilon}^T \hat{\beta}_{\varepsilon} \right|_{\varepsilon=0} = 2 \hat{\beta}^T \text{ EIF}(\hat{\beta})$$

which, taking into account that  $\hat{\beta} = \mathbf{e}_q$ , implies that  $\text{ EIF}(\hat{\beta})_q = 0$ . Therefore, we only have to compute  $\text{ EIF}(\hat{\beta})_j$  for  $j = 1, \dots, q-1$ .

Using again that  $\widehat{\beta} = \mathbf{e}_q$ , we obtain that

$$(\mathbf{I} - \widehat{\beta}\widehat{\beta}^T) = \begin{pmatrix} \mathbf{I}_{q-1} & \mathbf{0} \\ \mathbf{0} & 0 \end{pmatrix}.$$

Hence, if we denote as  $\mathbf{M}_{n,1} \in \mathbb{R}^{(q-1) \times q}$  the left superior matrix of  $(\mathbf{I} - \widehat{\beta}\widehat{\beta}^T) \mathbf{M}_n$ , that is,  $\mathbf{M}_n = \begin{pmatrix} \mathbf{M}_{n,1} \\ \mathbf{m}_{n,2} \end{pmatrix}$  and as  $\ell_n^{(q-1)}$  the vector with components the first  $q-1$  elements of  $\ell_n$ , we have that  $\mathbf{0} = (\mathbf{I} - \widehat{\beta}\widehat{\beta}^T) (\ell_n + \mathbf{M}_n \text{EIF}(\widehat{\beta}))$  can be written as

$$\mathbf{0} = \ell_n^{(q-1)} + \mathbf{M}_{n,1} \text{EIF}(\widehat{\beta}). \quad (34)$$

Using that  $\mathbb{E}_0(\psi(y, \eta_{\beta_0}(u)) | \beta_0^T \mathbf{x} = u) = 0$  and  $\tau(\mathbf{x}) = \tau(\beta_0^T \mathbf{x})$ , we have that

$$\frac{1}{n} \sum_{i=1}^n \psi(y_i, \widehat{\eta}_{\beta}(\widehat{\beta}^T \mathbf{x}_i), c) \mathbf{V}(\widehat{\mathbf{s}}_i) \tau(\mathbf{x}_i) \xrightarrow{p} 0,$$

while

$$\frac{1}{n} \sum_{i=1}^n \chi(y_i, \widehat{\eta}_{\beta}(\widehat{\beta}^T \mathbf{x}_i), c) \tau(\mathbf{x}_i) \nu_i(\widehat{\beta}, \widehat{\beta}^T \mathbf{x}_i) \nu_i(\widehat{\beta}, \widehat{\beta}^T \mathbf{x}_i)^T \xrightarrow{p} \mathbf{B}.$$

Therefore,  $\mathbf{M}_n \xrightarrow{p} \mathbf{B}$  which implies that  $\mathbf{M}_1 \xrightarrow{p} \mathbf{B}_1$ , that is invertible by assumption. Therefore, from (34) we get that

$$\text{EIF}(\widehat{\beta}^{(q-1)}) = -\mathbf{M}_{n,1}^{-1} \ell_n^{(q-1)}.$$

Finally, it is worth noticing that  $\ell_n$  and  $\mathbf{M}_n$  involve  $\text{EIF}(\widehat{\eta}_{\beta}(u))|_{(\beta,u)=\widehat{\mathbf{s}}_i}$ ,  $\text{EIF}(\frac{\partial}{\partial \beta} \widehat{\eta}_{\beta}(u))|_{(\beta,u)=\widehat{\mathbf{s}}_i}$  and  $\text{EIF}(\frac{\partial}{\partial u} \widehat{\eta}_{\beta}(u))|_{(\beta,u)=\widehat{\mathbf{s}}_i}$ .

As an example, let us derive  $\text{EIF}(\widehat{\eta}_{\beta}(u))|_{(\beta,u)=\widehat{\mathbf{s}}_i}$ . Since  $\widehat{\eta}_{\beta_\varepsilon}^\varepsilon(u)$  is the solution of (29), we have that

$$\frac{(1-\varepsilon)}{n} \sum_{i=1}^n K_h(\beta^T \mathbf{x}_i - u) \psi(y_i, \widehat{\eta}_{\beta_\varepsilon}^\varepsilon(u), c) + \varepsilon K_h(\beta^T \mathbf{x}_0 - u) \psi(y_0, \widehat{\eta}_{\beta_\varepsilon}^\varepsilon(u), c) = 0,$$

where  $K_h(s) = K(s/h)$ . Differentiating with respect to  $\varepsilon$  and evaluating at  $\varepsilon = 0$ , we obtain that

$$\text{EIF}(\widehat{\eta}_{\beta}(u)) = - \frac{K_h(\beta^T \mathbf{x}_0 - u) \psi(y_0, \widehat{\eta}_{\beta}(u), c)}{\frac{1}{n} \sum_{i=1}^n K_h(\beta^T \mathbf{x}_i - u) \psi(y_i, \widehat{\eta}_{\beta}(u), c)}$$

Analogously, differentiating first with respect to  $\beta$  on both sides of the equation (29) and then, with respect to  $\varepsilon$  and evaluating at  $\varepsilon = 0$ , we can obtain an expression for  $\text{EIF}(\partial \widehat{\eta}_{\beta}(u) / \partial \beta)|_{(\beta,u)=\widehat{\mathbf{s}}_i}$ . In a similar fashion, if we first differentiate with respect to  $u$  on both sides of equation (29) and then, with respect to  $\varepsilon$  and we evaluate at  $\varepsilon = 0$ , an expression for  $\text{EIF}(\partial \widehat{\eta}_{\beta}(u) / \partial u)|_{(\beta,u)=\widehat{\mathbf{s}}_i}$  is obtained.

## 6 Numerical results

In this Section, we summarize the results of a simulation study designed to compare the performance of the proposed estimators with the classical ones under a log-Gamma model.

We have performed  $NR = 1000$  replications with samples of size  $n = 100$ . The central model denoted  $C_0$  in Tables and Figures corresponds to select  $\mathbf{x}_i$  such that  $\mathbf{x}_i \sim \mathcal{U}((0, 1) \times (0, 1))$ . The response variable was generated following a log-gamma single-index model, i.e.,  $y_i = \log(z_i)$  where  $z_i|x_i \sim \Gamma(3, 3/\mu(x_i))$  with  $\mathbb{E}(z_i|x_i) = \mu(x_i)$  with  $\log(\mu(x_i)) = \eta_0(\beta_0^T \mathbf{x}_i)$ . We choose  $\eta_0(u) = \sin(2\pi u)$  and  $\beta_0 = (1, 1)/\sqrt{2}$  corresponding to an angle  $\theta_0 = \pi/4$ .

In all Tables, the robust estimators introduced in this paper are subindicated with  $\mathbb{R}$ , while their classical counterparts based on the deviance are subindicated with  $\text{CL}$ . To be more precise, the robust estimators correspond to those controlling large values of the deviance as described in Bianco *et al.* (2005). In this case, the robust estimators were computed using the Tukey's biweight score function with adaptive tuning constants computed as in Bianco *et al.* (2005). On the other hand, the classical estimators correspond to choose the loss function equal to the deviance. With respect to trimming function, in order to make a fair comparison between the classical and robust estimators, we choose  $\tau(u) = |u - 0.5| \mathbb{I}_{[0, b_n]}$ , with  $b_n = 0.4 \sqrt{\log(\log(n))}$  for both estimators.

The estimation of the nonparametric component of the model involves a smoothing parameter either in the first and third steps. Each step may require a different degree of smoothness and for this reason, the bandwidths may be chosen different. The effect of the bandwidth may be crucial on the performance of the nonparametric estimator; the smoothing parameter must warranty a balance between bias and variance. The problem of bandwidth selection has been widely studied in nonparametric and semiparametric models and leave-one-out cross validation procedures have been extensively used for this purpose.  $K$ -fold-cross validation criteria are also a reasonable choice with a computationally cheaper cost.

However, it is well known that classical cross-validation criteria are very sensitive to outliers. It is worth noticing that robust criteria for the selection of the smoothing parameter are needed even when robust estimation is considered. Leung *et al.* (1993), Wang and Scott (1994), Boente *et al.* (1997), Cantoni and Ronchetti (2001) and Leung (2005) discuss these ideas in the fully nonparametric framework, while Bianco and Boente (2007) and Boente and Rodriguez (2008) consider robust cross-validation in semiparametric models.

In these numerical experiments, for the initial and final smoothing steps performed in **Steps 1** and **3** of the proposed method, we consider a  $K$ -fold cross-validation criterion that is a robust version of the classical one that is based on the deviance, when computing the robust estimators. In order to describe the cross-validation procedure, let us first randomly split the data set into  $K$  subsets of similar size, disjoint and exhaustive, with indexes  $\mathcal{I}_j$ ,  $1 \leq j \leq K$ , such that  $\cup_{j=1}^K \mathcal{I}_j = \{1, \dots, n\}$ . Let  $\mathcal{H}_n^1 \subset \mathbb{R}$  be the set of bandwidths to be considered in the first step of the proposed procedure. Denote  $\tilde{\beta}_h^{(-j)}$  the robust regression estimator computed in **Step 2** without the observations with indexes in the set  $\mathcal{I}_j$  and using as smoothing parameter  $h \in \mathcal{H}_n^1$  in the previous step and let  $\hat{\eta}_{\tilde{\beta}_h}^{(-j)}(u)$  be the corresponding nonparametric robust estimator computed in **Step 1**.

Taking into account that for some  $1 \leq j \leq K$ , we have that  $i \in \mathcal{I}_j$ , for each  $1 \leq i \leq n$ , we define the prediction of observation  $y_i$  as  $\hat{y}_i = \hat{\eta}_{\tilde{\beta}_h}^{(-j)}(\mathbf{x}_i^T \tilde{\beta}_h^{(-j)})$ . Noticing that in the actual

setting, the deviance residuals are a suitable measure of the discrepancy between an observation and its predictor, the robust  $K$ -th fold cross-validation smoothing parameter is defined as  $\hat{h}_1 = \operatorname{argmin}_{h \in \mathcal{H}_n^1} RCV(h)$ , where

$$RCV(h) = \sum_{i=1}^n \rho \left( \frac{\sqrt{d(y_i, \hat{y}_i)}}{c} \right), \quad (35)$$

for a given tuning constant  $c$ . Denote  $\hat{\beta}$  the robust estimator based on the whole sample when the smoothing parameter is the optimal  $h = \hat{h}_1$ .

In order to select the second bandwidth to be used in the local linear nonparametric estimator in **Step 3**, we consider a similar procedure. That is, we take  $\mathcal{H}_n^2 \subset \mathbb{R}$  the set of linear bandwidths to be considered in the third step. Denote  $\hat{\eta}_{\beta, h}^{(-j)}(u)$  the robust nonparametric estimator without the observations with indexes in the set  $\mathcal{I}_j$  and using as smoothing parameter  $h \in \mathcal{H}_n^2$  and  $\hat{\beta}$ . Again, reasoning as above, for each  $1 \leq i \leq n$ , we define the predictor of observation  $y_i$  as  $\hat{y}_i = \hat{\eta}_{\beta, h}^{(-j)}(\mathbf{x}_i^T \hat{\beta})$  and so, the robust  $K$ -th fold cross-validation linear smoothing parameter is defined as  $\hat{h}_2 = \operatorname{argmin}_{h \in \mathcal{H}_n^2} RCV(h)$ . Once the data driven-bandwidth  $\hat{h}_2$  is obtained, the final nonparametric estimator denoted  $\hat{\eta}_{\hat{\beta}, \hat{h}_2}$  can be computed in **Step 3** from the whole sample using this bandwidth. To simplify the notation, henceforth we denote  $\hat{\beta}_R$  and  $\hat{\eta}_R$  the robust estimators computed with the two robust cross-validation bandwidths.

The  $K$ -th fold cross-validation smoothing parameters corresponding to the classical estimators are chosen in a similar fashion, but considering the classical loss induced by the deviance, that is looking for the smoothing parameter that minimizes

$$CCV(h) = \sum_{i=1}^n d(y_i, \hat{y}_i), \quad (36)$$

where  $\hat{y}_i$  are based on the classical estimators. For the sake of simplicity, from now on we denote  $\hat{\beta}_{CL}$  and  $\hat{\eta}_{CL}$  the classical estimators computed with the bandwidths obtained with the classical cross-validation criterion.

In our simulation study, to select the bandwidths of the classical estimator we used this standard 5-fold cross-validation procedure (36), while for the robust estimates, we used the robust 5-fold method (35) with  $c = 1.6394$  that under the central model corresponds to an asymptotic efficiency of 0.90. In all these cases, the set  $\mathcal{H}_n^1$  of candidates for the initial bandwidth  $h$  was taken as an equidistant grid of length 13 between 0.05 and 0.35, while for the local linear smoothing parameter we choose  $\mathcal{H}_n^2$  as an equidistant grid of length 25 between 0.05 and 0.35.

In order to evaluate the performance of each estimator we compute different measures. For the parametric component, given an estimator  $\hat{\beta}$  we consider  $\operatorname{MSE}_{\hat{\beta}}$  as the mean values over replications of  $\|\hat{\beta} - \beta_0\|^2$ . For the nonparametric component, for the robust and classical methods, we compute  $\operatorname{MSE}_{\hat{\eta}}$  as the mean over replications of  $(1/n) \sum_{i=1}^n (\eta_0(\mathbf{x}_i^T \beta_0) - \hat{\eta}(\mathbf{x}_i^T \hat{\beta}))^2$  and also  $\operatorname{MedSE}_{\hat{\eta}}$  as the median over replications of  $\operatorname{median}_{i=1:n} (\eta_0(\mathbf{x}_i^T \beta_0) - \hat{\eta}(\mathbf{x}_i^T \hat{\beta}))^2$  for  $n = 100$ , where  $\beta_0$  and  $\hat{\beta}$  denote the true and the estimated values of the single index parameter.

In order to assess the behaviour of the estimators under contamination we have considered two types of contaminations and samples  $(y_{i,c}, \mathbf{x}_{i,c})$  generated from them. The first set of contaminations

introduces moderate outlying points, while with the second one we expect a more dramatic effect on the classical estimators.

Three different models, labelled  $M_1$ ,  $M_2$  and  $M_3$  in Tables and Figures are considered in the moderate contamination scheme. To obtain the contaminated samples, we have first generated a sample  $u_i \sim \mathcal{U}(0, 1)$  for  $1 \leq i \leq n$  and then, we introduce large values on the responses as

$$z_{i,c} = \begin{cases} z_i & \text{if } u_i \leq 0.90 \\ z_i^* & \text{if } u_i > 0.90. \end{cases} \quad (37)$$

where  $z_i^*$  is a new observation from a  $\Gamma(3, 3/(3\tilde{\mu}(\mathbf{x}_i)))$ ,  $\Gamma(3, 3/(4\tilde{\mu}(\mathbf{x}_i)))$  and  $\Gamma(3, 3/(5\tilde{\mu}(\mathbf{x}_i)))$  under  $M_1$ ,  $M_2$  and  $M_3$ , respectively, where  $\log(\tilde{\mu}(x_i)) = \eta(\mathbf{x}_i^T \boldsymbol{\beta}^\perp)$  with  $\boldsymbol{\beta}^\perp$  the unit vector orthogonal to the true single index  $\boldsymbol{\beta}_0$ .

The second scheme accounts for more severe contaminations, labelled  $S_1$ ,  $S_2$  and  $S_3$  in Tables and Figures and we guess that its effect on the classical estimators would be more dramatic. To obtain the contaminated samples, the observations are generated as in (37) where now  $z_i^*$  is a new observation from a  $\Gamma(3, 100)$ ,  $\Gamma(3, 500)$  and  $\Gamma(3, 1000)$ , respectively.

In Figure1 we illustrate the considered contaminations in a generated sample when  $\eta(u) = \sin(2\pi u)$ .

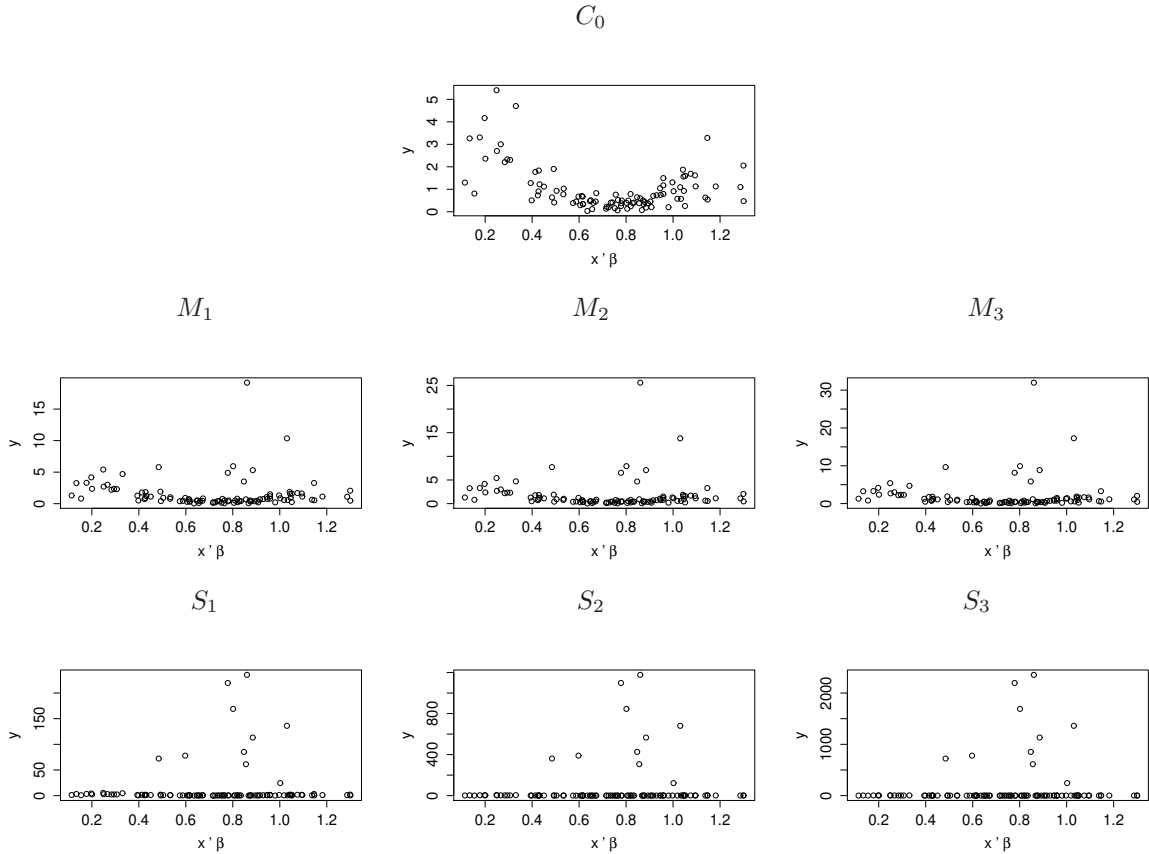


Figure 1: Generated sample when  $\eta_0(u) = \sin(2\pi u)$  and  $\boldsymbol{\beta}_0 = (1/\sqrt{2}, 1/\sqrt{2})$  under the central and contaminated models.

Table 1 summarizes the results along the  $N = 1000$  replications. The reported results show the great stability of the robust procedure against moderate and severe contaminations. As expected, when there is no contamination the classical estimators achieve the lowest square errors for both the parametric and nonparametric components. Nevertheless, the performance of the robust estimators is very satisfactory under  $C_0$  since the loss of efficiency is very small. Focusing on the parametric component, under any of the three contaminated schemes, the performance of the classical estimator is very poor. Table 1 exhibits that the mean square error of the single index parameter increases more than forty times under contamination under the moderate contamination and more than 200 times under the severe one, while the robust estimator remains very stable.

	$MSE_{\hat{\beta}}$		$MSE_{\hat{\eta}}$		$MedSE_{\hat{\eta}}$	
	$\hat{\beta}_{CL}$	$\hat{\beta}_R$	$\hat{\eta}_{CL}$	$\hat{\eta}_R$	$\hat{\eta}_{CL}$	$\hat{\eta}_R$
$C_0$	0.005	0.005	0.041	0.046	0.020	0.021
$M_1$	0.209	0.008	0.294	0.061	0.164	0.031
$M_2$	0.357	0.007	0.408	0.060	0.226	0.030
$M_3$	0.534	0.007	0.521	0.058	0.287	0.028
$S_1$	1.064	0.013	5.393	0.059	4.510	0.024
$S_2$	1.098	0.008	13.282	0.057	13.282	0.023
$S_3$	1.106	0.006	18.057	0.053	17.436	0.022

Table 1: Mean square errors for the estimators of  $\beta_0$ , Mean over replications  $MSE(\hat{\eta})$  and Median over replications of  $MSE(\hat{\eta})$

In Figures 2 to 4 we represent the directions using the classical and the proposed estimators in the uncontaminated and contaminated samples. In these plots, the red arrow represents the true direction  $\beta_0 = (1/\sqrt{2}, 1/\sqrt{2})$ , that corresponds to an angle  $\alpha = \pi/4$  and in grey the estimated directions. This figures show that under  $C_0$  the performance of the robust estimator of the parametric component is similar to that of the classical estimator since the robust estimates are more or less spread as the classical estimator around the target direction. It also becomes evident that in contaminated samples the robust estimator of the parametric component is very stable in all the contaminated scenarios, while the classical estimator is completely spoiled. Indeed, under  $M_1$  to  $M_3$ , the classical estimates of the single index parameter tend to concentrate on directions close to the true  $\beta$  and also close to its orthogonal direction  $\beta^\perp$ , showing the impact of the contaminated points. On the other hand, under the severe contaminations  $S_1$  to  $S_3$  the classical estimates cover almost all possible directions in the first and second quadrants, becoming completely unreliable.



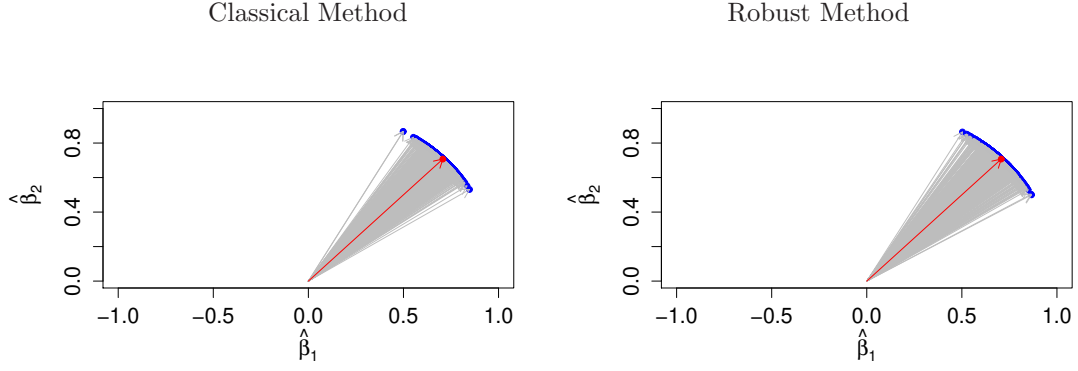


Figure 2: Classical and robust estimators of the single index parameter under  $C_0$ . The red arrow represents the true direction  $\beta = (1/\sqrt{2}, 1/\sqrt{2})$ , while the grey arrows are the estimates.

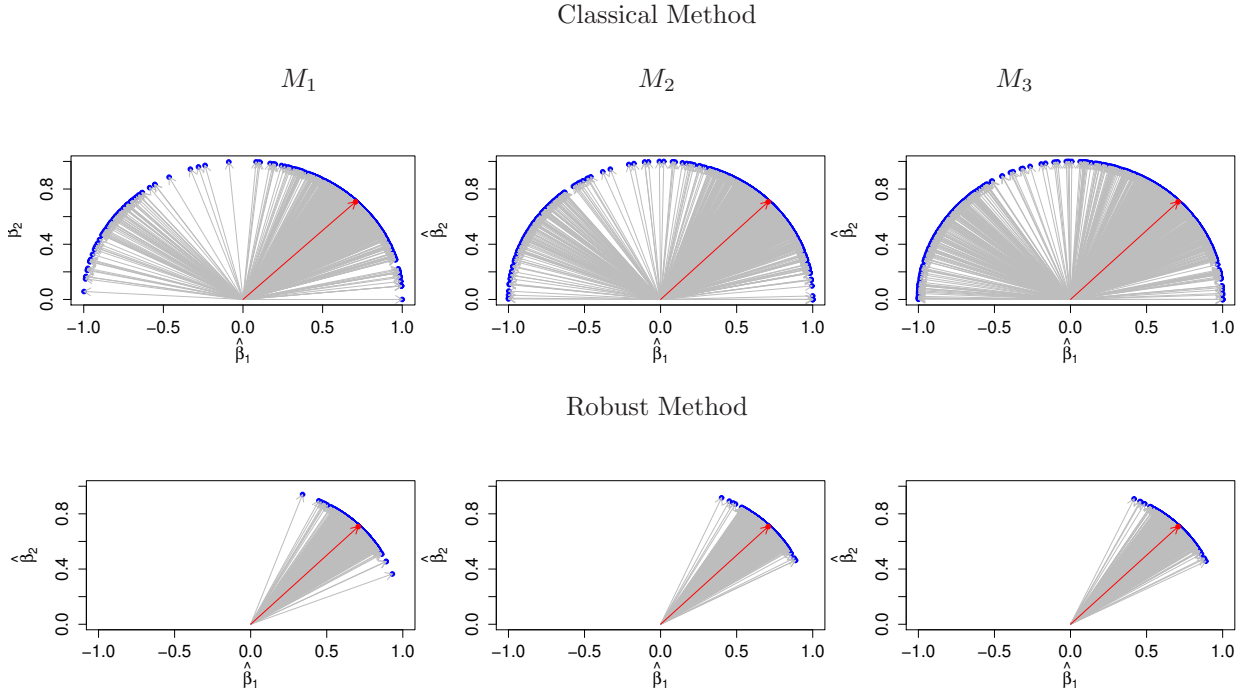


Figure 3: Classical and robust estimators of the single index parameter under  $M_1$ ,  $M_2$  and  $M_3$ . The red arrow represents the true direction  $\beta = (1/\sqrt{2}, 1/\sqrt{2})$ , while the grey arrows are the estimates.

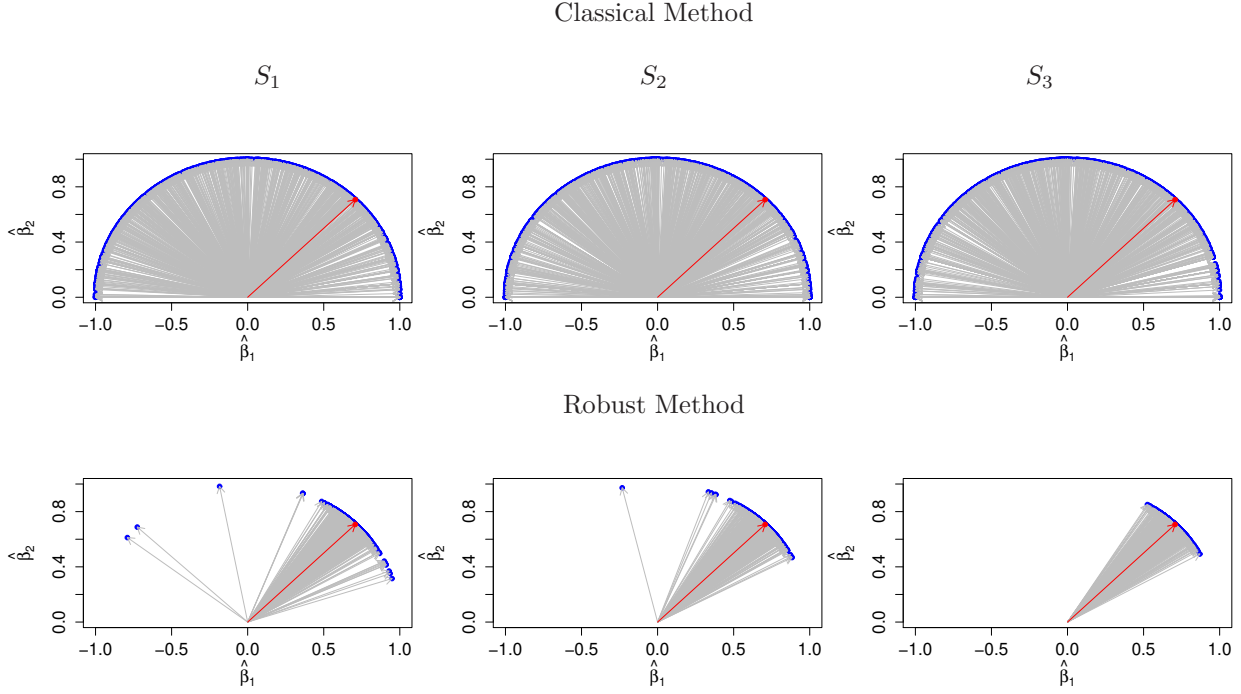


Figure 4: Classical and robust estimators of the single index parameter under  $S_1$ ,  $S_2$  and  $S_3$ . The red arrow represents the true direction  $\beta = (1/\sqrt{2}, 1/\sqrt{2})$ , while the grey arrows are the estimates.

Regarding the estimation of the nonparametric component, Table 1 shows the great effect of the considered contaminations on the classical estimator of the nonparametric component, where the mean square error increases at least seven times under the moderate contaminations. Under the severe contaminations  $S_1$  to  $S_3$ , the effect on the classical estimator of the nonparametric component is devastating, while it is quite harmless for the robust estimator. It is worth noticing that under all the contamination schemes, the reported values of  $\text{MedSE}_\eta$  for the classical estimator, which is a more resistant measure based on the median, are very close to the corresponding values of  $\text{MSE}_\eta$ , making evident that in most replications the classical estimator of the nonparametric component is completely spoiled.

In order to give a full picture of the performance of both classical and robust estimators of  $\eta$ , Figures 5 to 7 display the functional boxplots of the estimators of function  $\eta_0$ . Since variable  $\mathbf{x}$  is random, in order to obtain comparable estimations for  $\eta$ , we consider a fixed grid of points  $\xi_j$ ,  $j = 1, \dots, 100$  in  $[0, 1] \times [0, 1]$ . Thus, in each replication, we estimate  $\eta(\xi_j^T \beta)$  with each procedure. In the functional boxplots, the area in magenta represents the central region, the dotted red lines correspond to outlying curves and the red line to the true nonparametric function  $\eta_0$ . Figures 5 shows that the classical and robust nonparametric estimators of  $\eta_0$  are quite similar under  $C_0$ , while Figures 6 to 7 exhibit the devastating effect of the contaminated points, even the moderate ones, on the classical estimator. The impact of the contaminations on the classical estimates is reflected either in the presence of a great number of outlying curves and in the enlargement of the width of the bars of the functional boxplots. With respect to the robust estimates, despite the fact that a few outlying curves appear, the range of variation of the curves is almost the same than under

$C_0$ , the central region in magenta of all the boxplots always contain the true function  $g$  and most curves follow the pattern introduced by the sine function. In general terms, the functional boxplots show the stability of the robust estimates of  $\eta$  which still being reliable under the contaminated scenarios and also the strong effect of the considered contaminations on the classical estimators of the nonparametric component.

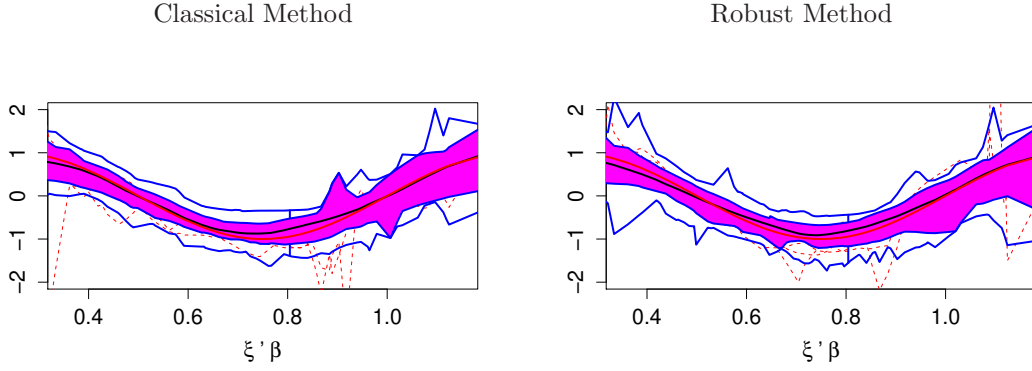


Figure 5: Classical and robust estimators of  $\eta_0$  under  $C_0$ .

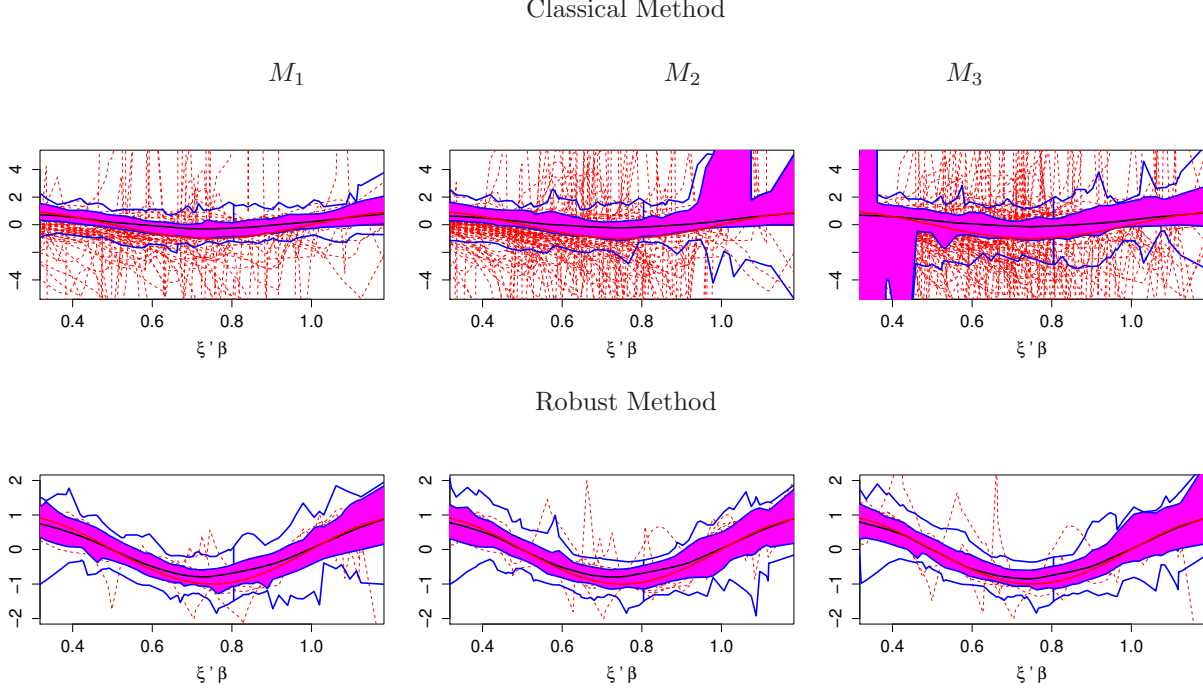


Figure 6: Classical and robust estimators of  $\eta_0$  under  $M_1$ ,  $M_2$  and  $M_3$ .

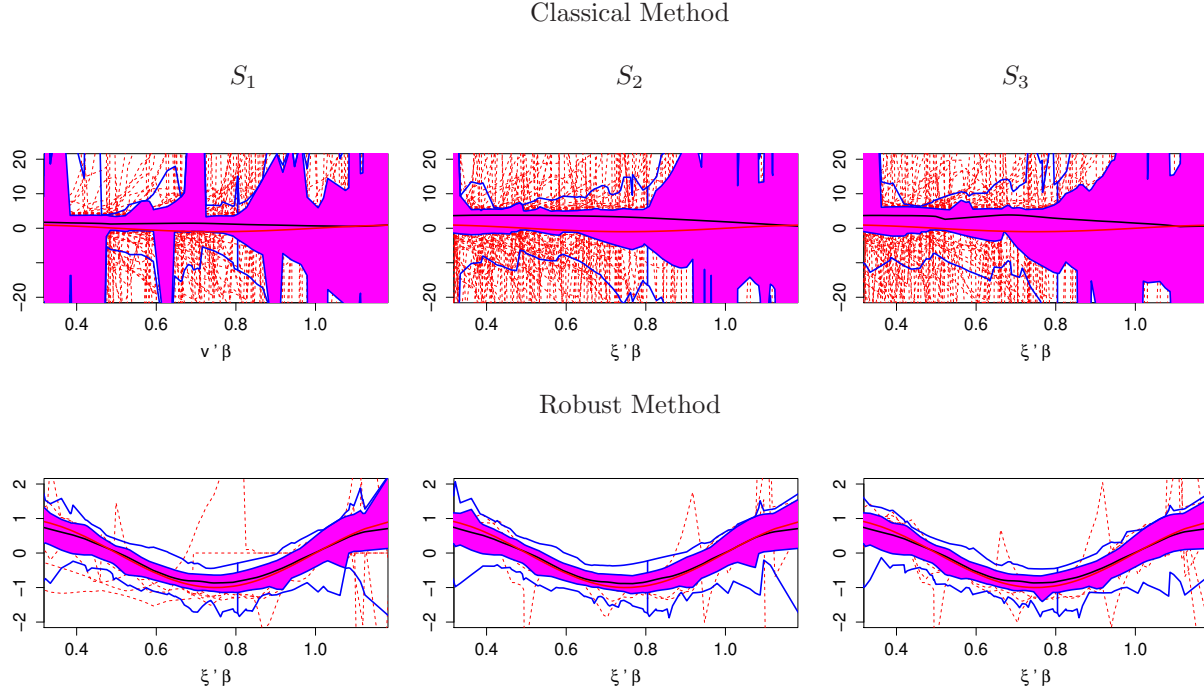


Figure 7: Classical and robust estimators of  $\eta_0$  under  $S_1$ ,  $S_2$  and  $S_3$ .

A careful study of the bandwidth behaviour is beyond the scope of the paper, however in order to have a deeper insight of the performance of the selectors under  $C_0$  and the considered contaminations, we give a brief analysis of the data-driven parameters obtained in this numerical experiment. Table 2 reports the median over replications of the initial and final data-driven bandwidths obtained for both estimators, while in Figures 8 to 10 we present the bagplots corresponding to  $\hat{h}_1$  and  $\hat{h}_2$  selected through the classical and robust cross-validation criteria. Under  $C_0$  both criteria lead to similar data-driven smoothing parameters. However, the lack of robustness of the classical cross-validation criterion under contaminations becomes evident from these plots. The classical cross-validation criterion under contaminations tend to choose greater bandwidths and this comes evident, for instance, from the behaviour of the median reported in Table 2. The poor behaviour of the classical data-driven bandwidths leads towards over-smoothing which explains the results reported in Table 1. On the other hand, except for a few cases, the selected bandwidths obtained with the robust criterion remain stable in all circumstances.

		$C_0$	$M_1$	$M_2$	$M_3$	$S_1$	$S_2$	$S_3$
Classical	$\hat{h}_1$	0.175	0.225	0.250	0.250	0.325	0.325	0.325
Method	$\hat{h}_2$	0.175	0.238	0.250	0.250	0.350	0.300	0.338
Robust	$\hat{h}_1$	0.175	0.175	0.175	0.175	0.175	0.200	0.200
Method	$\hat{h}_2$	0.188	0.188	0.188	0.188	0.188	0.188	0.188

Table 2: Median over replications of data-driven bandwidths.

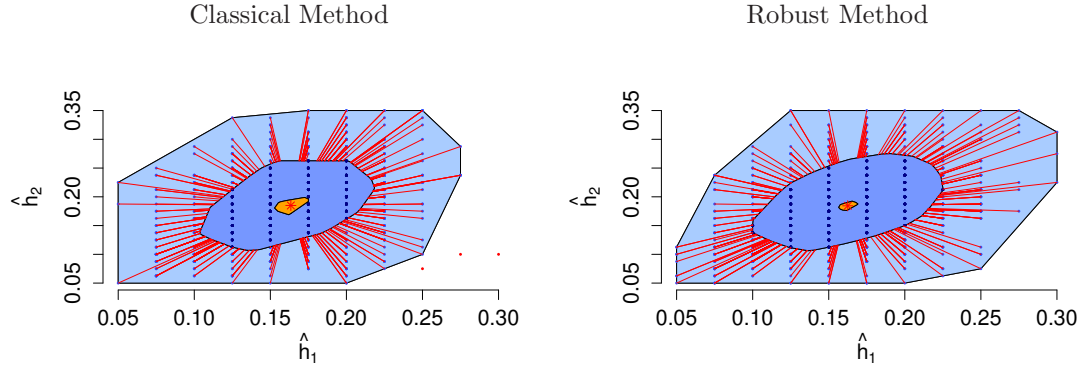


Figure 8: Bagplots for  $(\hat{h}_1, \hat{h}_2)$  chosen according the classical and robust cross-validation criteria under  $C_0$ .

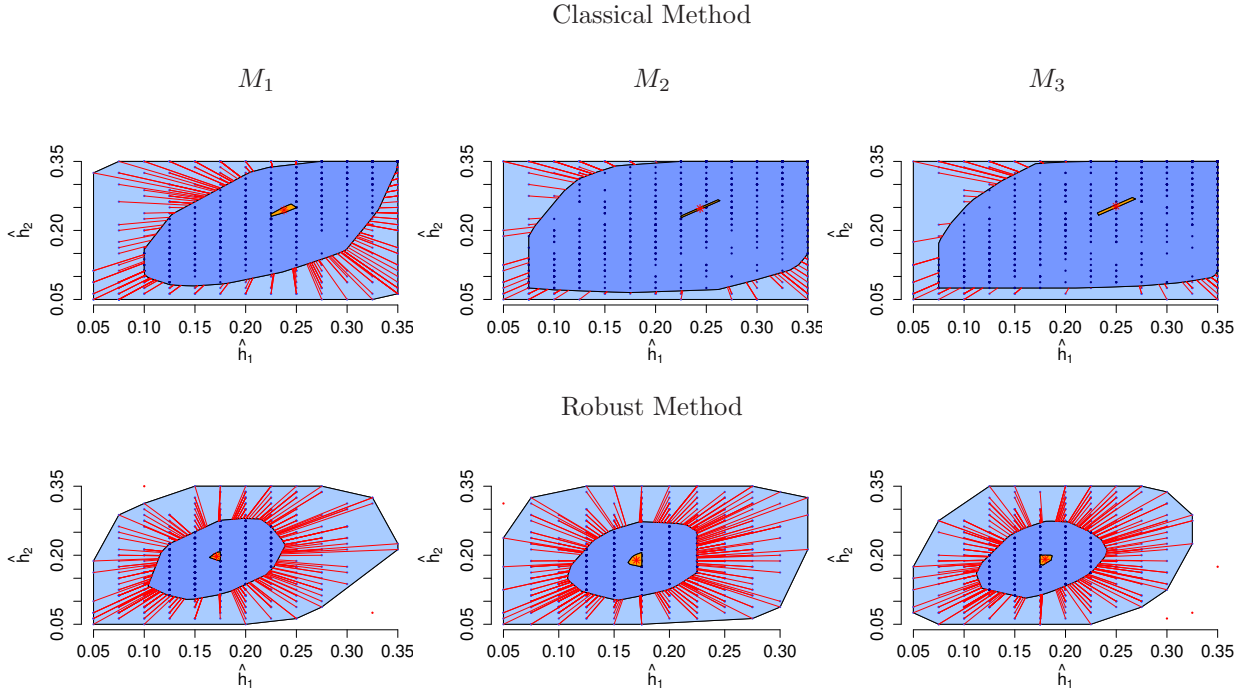


Figure 9: Bagplots for  $(\hat{h}_1, \hat{h}_2)$  chosen according the classical and robust cross-validation criteria under  $M_1$ ,  $M_2$  and  $M_3$ .

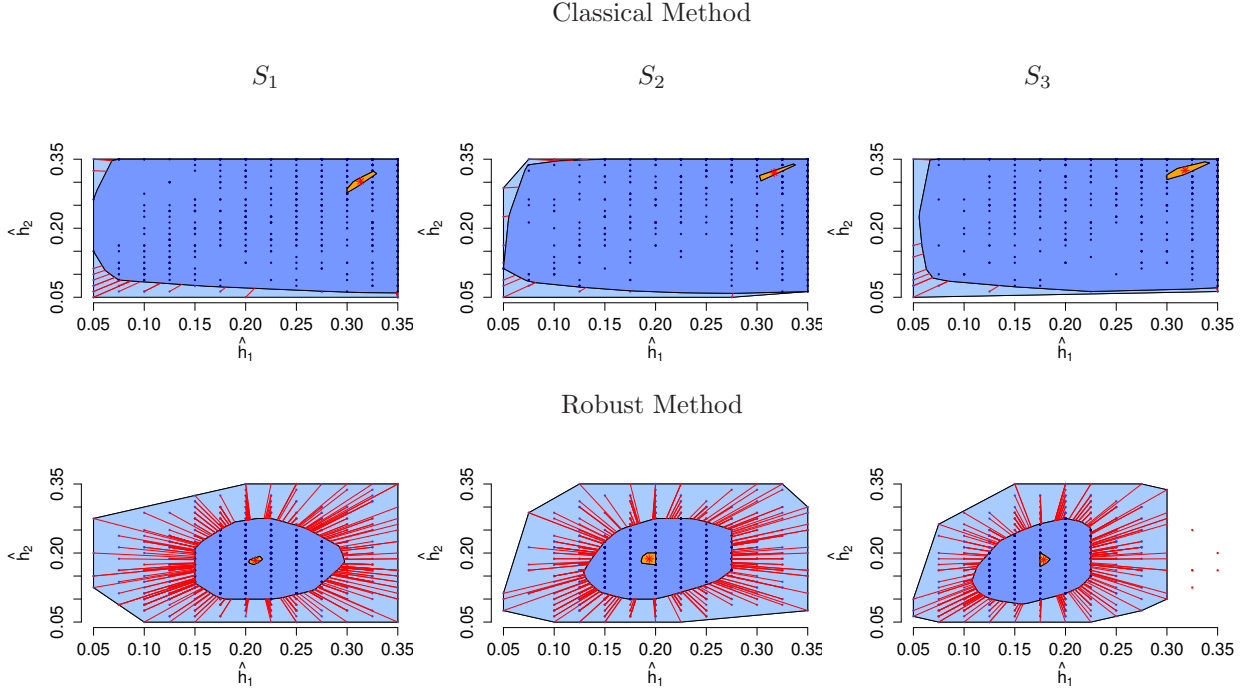


Figure 10: Bagplots for  $(\hat{h}_1, \hat{h}_2)$  chosen according the classical and robust cross-validation criteria under  $S_1$ ,  $S_2$  and  $S_3$ .

**Acknowledgements.** This research was partially supported by Grants PICT 2014-0351 from ANPCYT and Grant 20120130100279BA from the Universidad de Buenos Aires at Buenos Aires, Argentina. It was also supported by the Italian-Argentinian project *Metodi robusti per la previsione del costo e della durata della degenza ospedaliera* funded by the joint collaboration program MINCYT-MAE AR14MO6 (IT1306) between MINCYT from Argentina and MAE from Italy.

## A Appendix

PROOF OF LEMMA 3.2. a) For any  $\varepsilon > 0$ , let  $\mathcal{X}_0$  be a compact set such that  $P(\mathbf{x} \notin \mathcal{X}_0) < \varepsilon$ . Then, we have that

$$\begin{aligned} \sup_{\beta, \mathbf{b} \in S_1; a \in \mathcal{K}} \left| \tilde{G}_n(\beta, \hat{\eta}_{\mathbf{b}, a}, a) - \tilde{G}_n(\beta, \eta_{\mathbf{b}, a}, a) \right| &\leq \sup_{\mathbf{b} \in S_1, a \in \mathcal{K}} \|\hat{\eta}_{\mathbf{b}, a} - \eta_{\mathbf{b}, a}\|_{0, \infty} \|w_2\|_{\infty} \|\phi'\|_{\infty} \\ &\quad + 2\|w_2\|_{\infty} \|\phi\|_{\infty} \frac{1}{n} \sum_{i=1}^n \mathbb{I}_{(\mathbf{x}_i \notin \mathcal{X}_0)} \tau(\mathbf{x}_i) \end{aligned}$$

and so, using (17), the fact that  $P(\mathbf{x} \notin \mathcal{X}_0) < \varepsilon$  and the Strong Law of Large Numbers, we get that

$$\sup_{\beta, \mathbf{b} \in S_1; a \in \mathcal{K}} \left| \tilde{G}_n(\beta, \hat{\eta}_{\mathbf{b}, a}, a) - \tilde{G}_n(\beta, \eta_{\mathbf{b}, a}, a) \right| \xrightarrow{a.s.} 0. \quad (\text{A.1})$$

Therefore, it remains to show that  $\sup_{\beta, \mathbf{b} \in \mathcal{S}_1; a \in \mathcal{K}} \left| \tilde{G}_n(\beta, \eta_{\mathbf{b}, a}, a) - G(\beta, \eta_{\mathbf{b}, a}, a) \right| \xrightarrow{a.s.} 0$ . Define the following class of functions  $\mathcal{H} = \{f_\beta(y, \mathbf{x}) = \phi(y, \eta_{\mathbf{b}, a}(\beta^\top \mathbf{x}), a)w_2(\mathbf{x})\tau(\mathbf{x}), \beta, \mathbf{b} \in \mathcal{S}_1, a \in \mathcal{K}\}$ . Using Theorem 3 from Chapter 2 in Pollard (1986), the compactness of  $\mathcal{K}$ , **A1**, the continuity of  $\eta_{\beta, \alpha}(u)$  given in **A6** and analogous arguments to those considered in Lemma 1 from Bianco and Boente (2002), we get that  $\sup_{\beta, \mathbf{b} \in \mathcal{S}_1; a \in \mathcal{K}} \left| \tilde{G}_n(\beta, \hat{\eta}_{\mathbf{b}, a}, a) - G(\beta, \eta_{\mathbf{b}, a}, a) \right| \xrightarrow{a.s.} 0$  and a) follows.

b) Let  $\hat{\beta}_k$  be a subsequence of  $\hat{\beta}$  such that  $\hat{\beta}_k \rightarrow \beta^*$ , where  $\beta^*$  lies in the compact set  $\mathcal{S}_1$ . Let us assume, without loss of generality, that  $\hat{\beta} \xrightarrow{a.s.} \beta^*$ . Then, **A7**, the continuity of  $\eta_{\beta, \alpha}$ , the consistency of  $\hat{\alpha}_R$  and a) entail that

$$\tilde{G}_n(\hat{\beta}, \hat{\eta}_{\hat{\beta}_R, \hat{\alpha}_R}, \hat{\alpha}_R) - G(\beta^*, \eta_0, \alpha_0) \xrightarrow{a.s.} 0$$

and

$$\tilde{G}_n(\beta_0, \hat{\eta}_{\hat{\beta}_R, \hat{\alpha}_R}, \hat{\alpha}_R) - G(\beta_0, \eta_0, \alpha_0) \xrightarrow{a.s.} 0$$

since  $\eta_{\beta_0, \alpha_0} = \eta_0$ . Now, since  $\tilde{G}_n(\beta_0, \hat{\eta}_{\hat{\beta}_R, \hat{\alpha}_R}, \hat{\alpha}_R) \geq \tilde{G}_n(\hat{\beta}, \hat{\eta}_{\hat{\beta}_R, \hat{\alpha}_R}, \hat{\alpha}_R)$  and  $G(\beta, \eta_0, \alpha_0)$  has a unique minimum at  $\beta_0$ , we conclude the proof.  $\square$

## References

- Bianco, A., García Ben, M. and Yohai, V. (2005). Robust estimation for linear regression with asymmetric errors. *Canad. J. Statist.* **33**, 511-528.
- Boente, G., He, X. and Zhou, J. (2006). Robust estimates in generalized partially linear models. *Ann. Statist.* **34**, 2856-2878.
- Boente, G. and Rodriguez, D. (2012). Robust estimates in generalized partially linear single-index models. *TEST*, **21**, 386-411.
- Carroll, R., Fan, J., Gijbels, I. and Wand, M. (1997). Generalized partially linear single-index models. *J. Amer. Statist. Assoc.*, **92**, 477-489.
- Chang, Z. Q., Xue, L. G. and Zhu, L. X. (2010). On an asymptotically more efficient estimation of the single-index model. *J. Multivariate Anal.*, 101, 1898-1901.
- Delecroix, M., Härdle, W. and Hristache, M. (2003). Efficient estimation in conditional single-index regression. *J. Multivar. Anal.*, **86**, 213-226.
- Delecroix, M., Hristache, M. and Patilea, V. (2006). On semiparametric  $M$ -estimation in single-index regression. *J. Statist. Plann. Inf.* **136**, 730-769.
- Härdle, W. and Stoker, T. M. (1989). Investigating smooth multiple regression by method of average derivatives. *J. Am. Statist. Assoc.*, **84**, 986-95.
- Härdle, W., Hall, P. and Ichimura, H. (1993). (1993). Optimal smoothing in single-index models. *Ann. Statist.*, **21**, 157-178.
- Liu, J., Zhang, R., Zhao, W. and Lv, Y. (2013). A robust and efficient estimation method for single index models. *J. of Multivar. Anal.*, **122**, 226-238.
- Pollard, D. (1984). *Convergence of stochastic processes*. Springer Series in Statistics. Springer-Verlag, New York.
- Powell, J. L., Stock, J. H. and Stoker, T. M. (1989). Semiparametric estimation of index coefficients. *Econometrica*, **57**, 1403-30.

- Rodriguez, D. (2007). Doctoral thesis, Universidad de Buenos Aires. Available at <http://cms.dm.uba.ar/academico/carreras/doctorado/tesisdanielarodriguez.pdf>
- Severini, T. and Staniswalis, J. (1994). Quasi-likelihood estimation in semiparametric models. *J. Amer. Statist. Assoc.*, **89**, 501-511.
- Severini, T. and Wong, W. (1992). Profile likelihood and conditionally parametric models. *Ann. Statist.*, **20**, 4, 1768-1802.
- Sherman, R. (1994). Maximal inequalities for degenerate  $U$ -processes with applications to optimization estimators. *Ann. Statist.*, **22**, 439-459.
- van der Vaart, A. (1988). Estimating a real parameter in a class of semiparametric models. *Ann. Statist.*, **16**, 4, 1450-1474.
- Wang, J. L., Xue, L., Zhu, L. and Chong, Y. (2010). Estimation for a partial-linear single-index model. *Ann. Statist.*, **38**, 246-274.
- Wang, Q., Zhang, T. and Härdle, W. (2014). An Extended Single Index Model with Missing Response at Random, SFB 649 Discussion Paper 2014-003.
- Wu, T. Z., Yu, K., and Yu, Y. (2010). Single index quantile regression. *J. Multivariate Anal.*, **101**, 1607-1621.
- Xia, Y. and Härdle, W. (2006) Semi-parametric estimation of partially linear single-index models. *J. Multivar. Anal.*, **97**, 1162-1184.
- Xia, Y., Härdle, W. and Linton, O. (2012). Optimal smoothing for a computationally and statistically efficient single index estimator. In *Exploring Research Frontiers in Contemporary Statistics and Econometrics: A Festschrift for Léopold Simar*, 229-261.
- Xia, Y., Tong, H., Li, W. K. and Zhu, L. (2002) An adaptive estimation of dimension reduction space (with discussion). *J. Royal Statist. Soc. Series B*, **64**, 363-410.
- Xue, L.G. and Zhu, L.X. (2006). Empirical likelihood for single-index model. *J. Multivariate Anal.*, **97**, 1295-1312.
- Zhang, R., Huang, R. and Lv, Z. (2010). Statistical inference for the index parameter in single-index models. *J. Multivariate Anal.*, **101**, 1026-1041.