

Pion Polarizability Status Report (2017)

Murray Moinester

School of Physics and Astronomy
Tel Aviv University
69978 Ramat Aviv
E-mail: murraym@tauphy.tau.ac.il

“Talk presented at the APS Division of Particles and Fields Meeting (DPF 2017), July 31- August 4, 2017, Fermilab. C170731”.

Abstract

The electric α_π and magnetic β_π charged pion Compton polarizabilities are of fundamental interest in the low-energy sector of quantum chromodynamics (QCD). They are directly linked to the phenomenon of spontaneously broken chiral symmetry within QCD and to the dynamics of the pion-photon interaction. The combination $(\alpha_\pi - \beta_\pi)$ was measured by: (1) CERN COMPASS via radiative pion Primakoff scattering (Bremsstrahlung) in the nuclear Coulomb field, $\pi Z \rightarrow \pi Z \gamma$, (2) SLAC PEP Mark-II via two-photon production of pion pairs, $\gamma\gamma \rightarrow \pi^+\pi^-$, and (3) Mainz Microtron MAMI via radiative pion photoproduction from the proton, $\gamma p \rightarrow \gamma \pi^+ n$. COMPASS and Mark-II agree with one another: (1) $\alpha_\pi - \beta_\pi = 4.0 \times 10^{-4} \text{ fm}^3$, (2) $\alpha_\pi - \beta_\pi = 4.4 \times 10^{-4} \text{ fm}^3$. The Mainz value (3) $\alpha_\pi - \beta_\pi = 11.6 \times 10^{-4} \text{ fm}^3$ is excluded here because a dispersion relations calculation using the Mainz value as input gives significantly too large $\gamma\gamma \rightarrow \pi^0\pi^0$ cross sections compared to DESY Crystal Ball data. COMPASS and Mark-II polarizability values agree well with the two-loop chiral perturbation theory (ChPT) prediction $\alpha_\pi - \beta_\pi = 5.7 \times 10^{-4} \text{ fm}^3$, thereby strengthening the identification of the pion with the Goldstone boson of QCD.

1. Introduction

The electric α_π and magnetic β_π charged pion polarizabilities characterize the induced dipole moments of the pion during $\gamma\pi$ Compton scattering. These moments are induced via the interaction of the γ 's electromagnetic field with the quark substructure of the pion. In particular, α_π is the proportionality constant between the γ 's electric field and the electric dipole moment, while β_π is similarly related to the γ 's magnetic field and the induced magnetic dipole moment [1]. The polarizabilities are fundamental characteristics of the pion. A stringent test of chiral perturbation theory (ChPT) is possible by comparing the experimental polarizabilities with the chiral perturbation theory ChPT two-loop predictions $\alpha_\pi - \beta_\pi = (5.7 \pm 1.0) \times 10^{-4} \text{ fm}^3$ and $\alpha_\pi + \beta_\pi = 0.16 \times 10^{-4} \text{ fm}^3$ [2]. The pion polarizability combination $(\alpha_\pi - \beta_\pi)$ may be measured by four different methods, as illustrated in Fig. 1. These are (1) radiative pion Primakoff scattering (pion Bremsstrahlung) in the nuclear Coulomb field $\pi Z \rightarrow \pi Z \gamma$, (2) two-photon fusion production of pion pairs $\gamma\gamma \rightarrow \pi\pi$ via the $e^+e^- \rightarrow e^+e^-\pi^+\pi^-$ reaction, (3) radiative pion photoproduction from the proton $\gamma p \rightarrow \gamma \pi n$, and (4) Primakoff scattering of high energy γ 's in the nuclear Coulomb field leading to two-photon fusion production of pion pairs $\gamma\gamma \rightarrow \pi\pi$. Methods 1,2,3 experiments have been most recently studied at CERN COMPASS [3], SLAC PEP Mark-II [4], and Mainz Microtron MAMI [5] respectively; while the method 4 experiment is planned at Jefferson Laboratory (JLab) [6]. The measured values are: (1) $\alpha_\pi - \beta_\pi = 4.0 \times 10^{-4} \text{ fm}^3$, (2) $\alpha_\pi - \beta_\pi = 4.4 \times 10^{-4} \text{ fm}^3$, (3) $\alpha_\pi - \beta_\pi = 11.6 \times 10^{-4} \text{ fm}^3$.

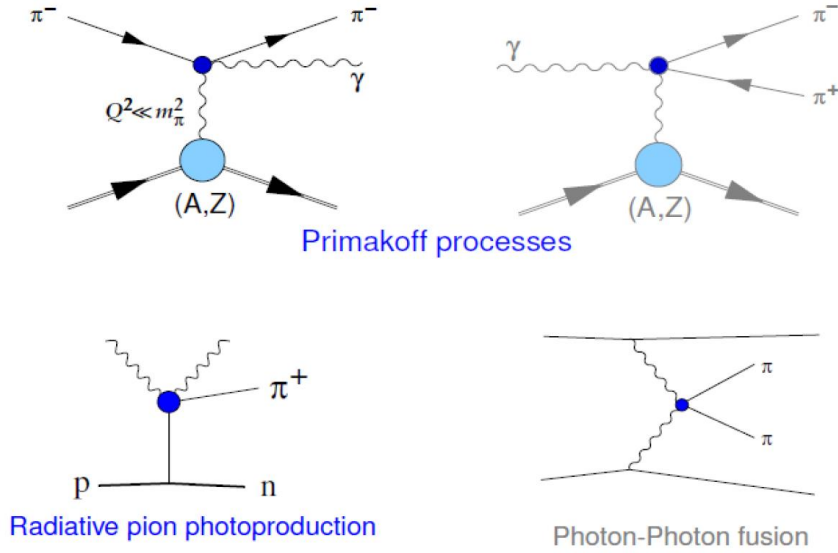


Fig. 1: Methods of studying pion polarizabilities: Primakoff Processes: Radiative pion scattering (Bremsstrahlung) on quasi-real photons in the nuclear Coulomb field; radiative pion photoproduction from the proton $\gamma p \rightarrow \gamma \pi n$; two-photon fusion production of pion pairs $\gamma\gamma \rightarrow \pi\pi$ via the $e^+e^- \rightarrow e^+e^-\pi^+\pi^-$ reaction, and Primakoff scattering of high energy γ 's in the nuclear Coulomb field leading to two-photon fusion production of pion pairs.

2. COMPASS pion polarizabilities

The COMPASS collaboration at CERN determined $\alpha_\pi - \beta_\pi$ by investigating pion Compton scattering $\gamma\pi \rightarrow \gamma\pi$ at center-of-mass energies below 3.5 pion masses [3]. Compton scattering was measured via radiative pion Primakoff scattering (Bremsstrahlung of 190 GeV/c negative pions) in the nuclear Coulomb field of the Ni nucleus: $\pi + \text{Ni} \rightarrow \pi + \gamma + \text{Ni}$. Exchanged quasi-real photons are selected by isolating the sharp Coulomb peak observed at lowest four-momentum transfers to the target nucleus, $Q^2 < 0.0015 \text{ GeV}^2/c^2$. The resulting data are equivalent to $\gamma\pi \rightarrow \gamma\pi$ Compton scattering for laboratory γ 's having momenta of order 1 GeV/c incident on a target pion at rest. In the reference frame of this target pion, the cross section is sensitive to $(\alpha_\pi - \beta_\pi)$ at backward angles of the scattered γ 's. This corresponds to the most forward angles in the laboratory frame for the highest energy Primakoff γ 's.

Pion Primakoff scattering at COMPASS is an ultra-peripheral reaction on a virtual photon target. The initial and final state pions are at a distance (impact parameter b) more than 100 fm from the target nucleus, significantly reducing meson exchange and final state interactions. This follows from the extremely small four-momentum transfer Q_{\min} to the target nucleus in a Primakoff reaction. For the COMPASS experiment, the minimum momentum transfer Q_{\min} ranges from 0.15 to 0.77 MeV/c; and the bulk of the cross section is in the range up to $3Q_{\min}$. By the uncertainty principle, the average impact parameter $b \sim \pi/(2Q_{\min})$ is then larger than 100 fm.

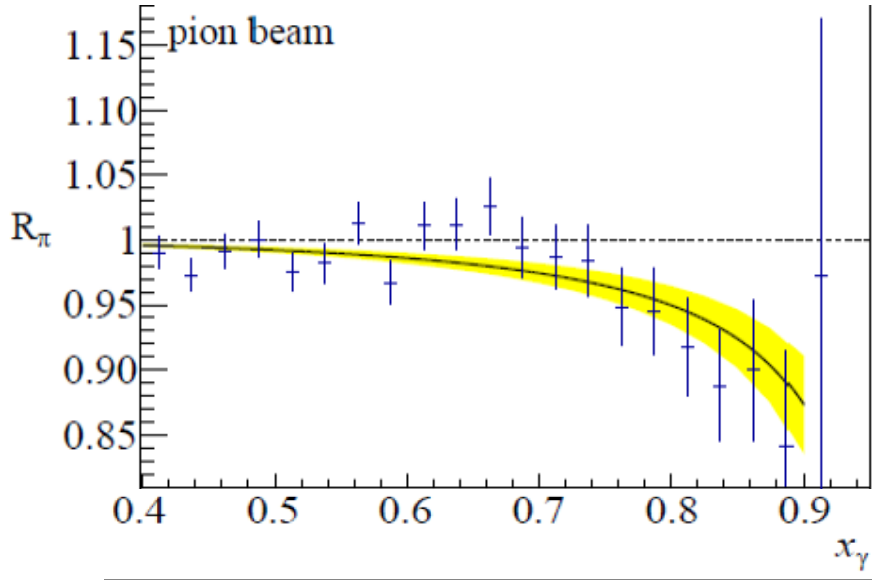
COMPASS used a 190 GeV/c beam of negative hadrons (96.8% π^- , 2.4% K^- , 0.8% \bar{p}). The COMPASS spectrometer has a silicon tracker to measure precise meson scattering angles, electromagnetic calorimeters for γ detection and for triggering, and Cherenkov threshold detectors for K/ π separation [7]. Systematic uncertainties were controlled by many tests, including replacing pions by muons while keeping the same beam momentum. The muon Compton scattering cross section is precisely known, since muons have zero polarizabilities. From a 2009 data sample of 60,000 events, the extracted pion polarizabilities were determined.

Assuming $\alpha_\pi + \beta_\pi = 0$, the dependence of the laboratory differential cross section on $x_\gamma = E_\gamma/E_\pi$ is used to determine α_π , where x_γ is the fraction of the beam energy carried by the final state γ . The variable x_γ is related to the γ scattering angle for $\gamma\pi \rightarrow \gamma\pi$, so that the selected range in x_γ corresponds to backward scattering, where the sensitivity to $\alpha_\pi - \beta_\pi$ is largest. Let $\sigma_E(x_\gamma, \alpha_\pi)$ and $\sigma_{MC}(x_\gamma, \alpha_\pi)$ denote the experimental and calculated (via Monte Carlo simulation) laboratory frame differential cross section for a pion (polarizability α_π) as function of x_γ ; such that $\sigma_{MC}(x_\gamma, \alpha_\pi = 0)$ denotes the cross section for a point-like pion having zero polarizability. The $\sigma_E(x_\gamma, \alpha_\pi)$ data are obtained after subtracting backgrounds from the $\pi + \text{Ni} \rightarrow \pi + \gamma + \text{Ni}$ diffractive channel and the $\pi + \text{Ni} \rightarrow \pi + \pi^0 + \text{Ni}$ diffractive and Primakoff channels. Experimental ratios $R_\pi = \sigma_E(x_\gamma, \alpha_\pi)/\sigma_{MC}(x_\gamma, \alpha_\pi = 0)$ and the theoretical ratio $R_T = \sigma_{MC}(x_\gamma, \alpha_\pi)/\sigma_{MC}(x_\gamma, \alpha_\pi = 0)$ are shown in Fig. 2. The polarizability α_π and its statistical error are extracted by fitting R_π to

$$R = \frac{3}{2} \cdot \frac{m_\pi^3}{\alpha} \cdot \frac{x_\gamma^2}{1 - x_\gamma} \alpha_\pi$$

Here, m_π is the pion mass, α is the fine structure constant, and the best fit theoretical ratio R_T is shown in Fig. 2 as the solid curve [3]. Systematic uncertainties were controlled by measuring $\mu + \text{Ni} \rightarrow \mu + \gamma + \text{Ni}$ cross sections. The main contribution to the systematic uncertainties comes from the Monte Carlo description of the COMPASS setup. Comparing the x_γ dependences of R_π and R_T yields: $\alpha_\pi = -\beta_\pi = (2.0 \pm 0.6_{\text{stat}} \pm 0.7_{\text{syst}}) \times 10^{-4} \text{fm}^3$ or equivalently $\alpha_\pi - \beta_\pi = (4.0 \pm 1.2_{\text{stat}} \pm 1.4_{\text{syst}}) \times 10^{-4} \text{fm}^3$. The COMPASS data were corrected for higher-order effects via a one-pion loop low energy expansion in ChPT. The corrections were modest, increasing the extracted polarizability values by $0.6 \times 10^{-4} \text{fm}^3$ [3].

Fig. 2: Determination of the pion polarizability by fitting the x_γ distribution of the experimental ratios R_π (data points) to the theoretical (Monte Carlo) ratio R_T (solid line). (From Ref. 3)



Antipov et al. [8] previously carried out a Primakoff polarizability experiment at Serpukhov using a 40 GeV/c beam of negative pions, and reported $\alpha_\pi - \beta_\pi = 13.6 \pm 2.8_{\text{stat}} \pm 2.4_{\text{syst}} \times 10^{-4} \text{fm}^3$, higher than the COMPASS result. However, since this low statistics experiment (~ 7000 events) did not allow complete precision studies of systematic errors, their result is not considered further in the present review. Very high statistics data taken by COMPASS in 2012 is expected

to provide an independent and high precision determination of α_π and β_π without assuming $\alpha_\pi + \beta_\pi = 0$, and also a first determination of Kaon polarizabilities [9].

3. MAINZ pion polarizabilities

Radiative π^+ -meson photoproduction from the proton ($\gamma p \rightarrow \gamma \pi^+ n$) was studied at the Mainz Microtron MAMI in the kinematic region $537 \text{ MeV} < E_\gamma < 817 \text{ MeV}$, $140^\circ \leq \theta_{\gamma\gamma'} \leq 180^\circ$, where $\theta_{\gamma\gamma'}$ is the polar angle in the c.m. system of the outgoing gamma and pion [5]. The π^+ -meson polarizability was determined from a comparison of the data with the predictions of two different theoretical models: model-1 includes all the pion and nucleon pole diagrams by using pseudoscalar coupling; while model-2, in addition to the nucleon and pion pole diagrams (without nucleon anomalous magnetic moments), also includes contributions from the σ -meson and the resonances $\Delta(1232)$, $P_{11}(1440)$, $D_{13}(1520)$, $S_{11}(1535)$. The validity of the models was verified by comparing the predictions with the experimental data in the kinematic region where the pion polarizability contribution is negligible ($s_1 < 5m_\pi^2$), where s_1 is the square of the total energy in the $\gamma\pi^+ \rightarrow \gamma\pi^+$ center-of-mass system, and where the difference between the predictions of the two models does not exceed 3%. In the region where the pion polarizability contribution is substantial ($5 < s_1/m_\pi^2 < 15$; $-12 < t/m_\pi^2 < -2$), $\alpha_\pi - \beta_\pi$ was determined from a fit of the calculated cross section to the data, as illustrated in Fig. 3. The deduced polarizabilities are $\alpha_\pi - \beta_\pi = (11.6 \pm 1.5_{\text{stat}} \pm 3.0_{\text{syst}} \pm 0.5_{\text{model}}) \times 10^{-4} \text{ fm}^3$ [5]. The model uncertainty $0.5_{\text{model}} \times 10^{-4} \text{ fm}^3$ denotes the uncertainty associated with using different theoretical models to determine the polarizabilities. It was estimated as half the difference between the model-1 and model-2 polarizability values.

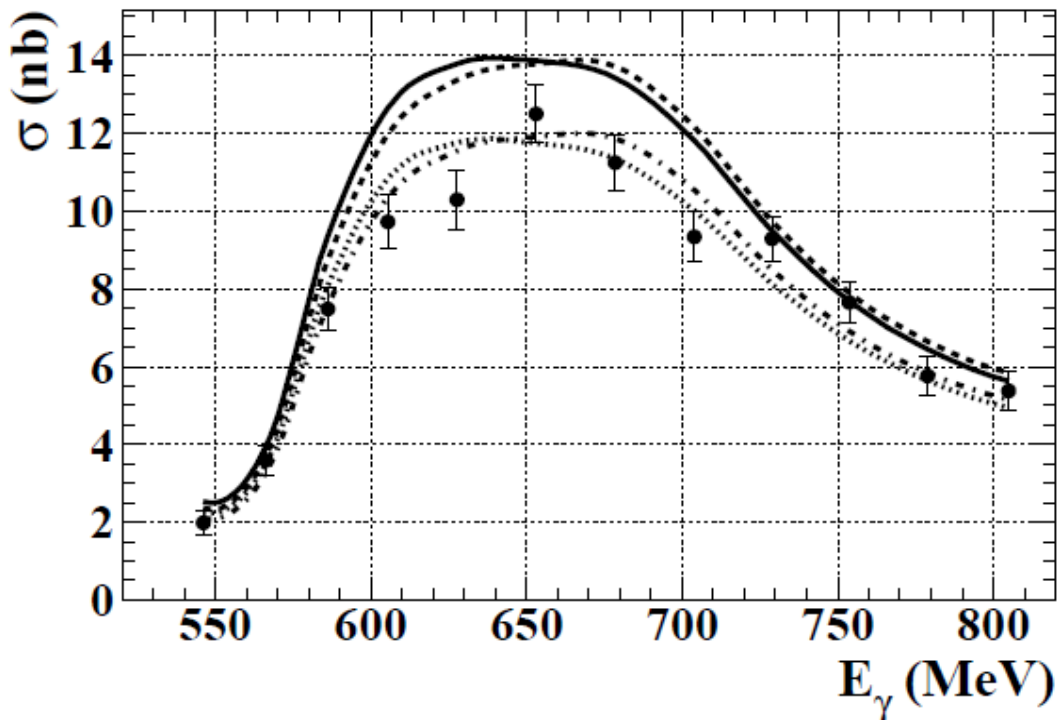


Fig. 3: The cross section of the process $\gamma p \rightarrow \gamma \pi^+ n$ integrated over s_1 and t in the region where the contribution of the pion polarizability is biggest and the difference between the predictions of the theoretical models under consideration does not exceed 3%. The dashed and dashed-dotted lines are predictions of model-1 and the solid and dotted lines of model-2 for $\alpha_\pi - \beta_\pi = 0$ and $14 \times 10^{-4} \text{ fm}^3$, respectively. From Ref. 5.

It would be of interest to improve the estimate of the model uncertainty by using an independent model to extract the polarizability. A larger model uncertainty could help explain the difference between COMPASS and Mainz MAMI polarizabilities. A step towards a third model was taken by Kao, Norum, and Wang [10] who studied the $\gamma p \rightarrow \gamma \pi^+ n$ reaction within the framework of heavy baryon chiral perturbation theory. They found that the contributions from two unknown low-energy constants in the πN chiral Lagrangian are comparable with the contributions of the charged pion polarizabilities. Their model therefore gives $\sim 100\%$ uncertainties for the existing Mainz data.

4. MARK-II pion polarizabilities

Charged pion polarizabilities were determined by comparing MARK-II total cross section data ($\gamma\gamma \rightarrow \pi^+\pi^-$) for $M_{\pi\pi} \leq 0.5$ GeV with a ChPT one-loop calculation [11,12]. The MARK-II experiment was carried out via the reaction $e^+e^- \rightarrow e^+e^-\pi^+\pi^-$ at a center-of-mass energy of 29 GeV for invariant pion-pair masses $M_{\pi\pi}$ between 350 MeV/c² and 1.6 GeV/c² [4]. Only the region below $M_{\pi\pi} = 0.5$ GeV is considered within the domain of validity of ChPT.

The most important problem in studying the $e^+e^- \rightarrow e^+e^-\pi^+\pi^-$ reaction is the elimination of the dominant two-prong QED reactions $e^+e^- \rightarrow e^+e^-e^+e^-$ and $e^+e^- \rightarrow e^+e^-\mu^+\mu^-$. These leptonic backgrounds below $M_{\pi\pi} = 0.5$ GeV are expected each to be more than 10 times larger than the expected signal. For the critical $M_{\pi\pi}$ region between 350 and 400 MeV/c, MARK-II eliminated these backgrounds by identifying pion pairs using time of flight (TOF), by requiring both tracks to hit an active region of the liquid-argon calorimeter, and by requiring both tracks to have a summed transverse momentum with respect to the e^+e^- axis of less than 150 MeV/c [4]. Summarizing, MARK-II at SLAC has the highest statistics and lowest systematic error data for $\gamma\gamma \rightarrow \pi^+\pi^-$ for $M_{\pi\pi} \leq 0.5$ GeV.

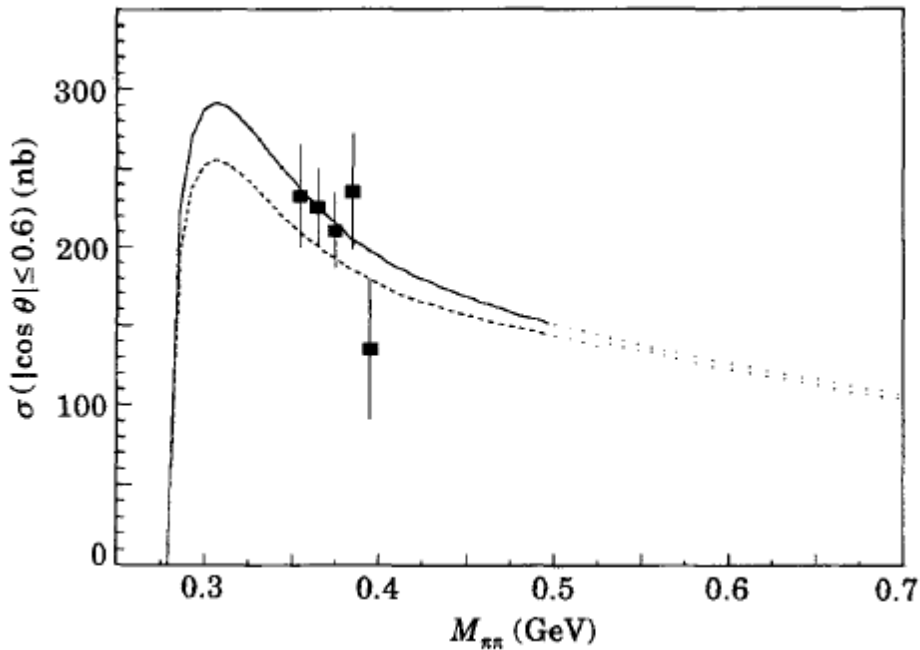


Fig. 4: MARK-II total cross section data ($\gamma\gamma \rightarrow \pi^+\pi^-$) for $M_{\pi\pi} \leq 0.5$ GeV. The theoretical curves are: Born (dash-dotted line); ChPT with $\alpha_\pi - \beta_\pi = 5.4 \times 10^{-4} \text{fm}^3$ (full line). The region above $M_{\pi\pi} = 0.5$ GeV is considered outside the domain of validity of ChPT. From Ref. 4.

A number of theoretical papers subsequently made use of the MARK-II data to deduce pion polarizabilities. For example, theoretical curves from Refs [11,12] are shown in Fig. 4 for Born (dash-dotted line) and ChPT with $\alpha_\pi - \beta_\pi = 5.4 \times 10^{-4} \text{fm}^3$ (full line). The cross section excess below $M_{\pi\pi} = 0.5 \text{ GeV}$ compared to the Born calculation was interpreted as due to pion polarizabilities, with best fit value $\alpha_\pi - \beta_\pi = (4.4 \pm 3.2_{\text{stat}+\text{syst}}) \times 10^{-4} \text{ fm}$. Similar analyses from Refs. [13,14] gave $\alpha_\pi - \beta_\pi \sim 5.3 \times 10^{-4} \text{fm}^3$, consistent with this result.

5. Dispersion Relations and Pion Polarizabilities

Pion polarizabilities are determined by how the $\gamma\pi \rightarrow \gamma\pi$ Compton scattering amplitudes approach threshold. By crossing symmetry, the $\gamma\pi \rightarrow \gamma\pi$ amplitudes are related to the $\gamma\gamma \rightarrow \pi\pi$ amplitudes. Dispersion relations (DRs) provide the method to continue the $\gamma\gamma$ amplitudes analytically to the Compton scattering threshold. DRs describe how pion polarizabilities contribute to both $\gamma\gamma \rightarrow \pi^+\pi^-$ and $\gamma\gamma \rightarrow \pi^0\pi^0$ reactions [15].

Most recently, Dai and Pennington (DP) carried out DR calculations [16]. In their formalism, the π^0 and π^\pm polarizability values are correlated, so that knowing one allows calculating the other. Their calculation provides important guidance to the planned JLab $\gamma\gamma \rightarrow \pi^+\pi^-$ experiment [6], that the cross section must be measured to better than 2.2 nb to fix $\alpha_\pi - \beta_\pi$ to an accuracy of 10%. Using COMPASS $\alpha_\pi - \beta_\pi = 4.0 \times 10^{-4} \text{ fm}^3$ and Mainz $\alpha_\pi - \beta_\pi = 11.6 \times 10^{-4} \text{ fm}^3$ as input, DP calculate both $\gamma\gamma \rightarrow \pi^+\pi^-$ and $\gamma\gamma \rightarrow \pi^0\pi^0$ cross sections. They compare these with MARK-II $\gamma\gamma \rightarrow \pi^+\pi^-$ data and DESY Crystal Ball $\gamma\gamma \rightarrow \pi^0\pi^0$ data [17]. With the COMPASS value, they find excellent agreement for $\gamma\gamma \rightarrow \pi^+\pi^-$ and reasonable agreement for $\gamma\gamma \rightarrow \pi^0\pi^0$. With the Mainz value, their DR calculations and Crystal Ball data do not agree at all. The differences are too large to be explained by uncertainties in the DP calculation. DP conclude that $\alpha_\pi - \beta_\pi = 11.6 \times 10^{-4} \text{ fm}^3$ is excluded by the Crystal Ball $\gamma\gamma \rightarrow \pi^0\pi^0$ data. Following their evaluation, and also considering the large difference between Mainz and COMPASS-MARK-II values, the Mainz polarizability value is excluded from the Section 6 summary discussion.

Corrections for higher-order effects via a one-pion loop low energy expansion in ChPT increased the COMPASS polarizability values by $0.6 \times 10^{-4} \text{ fm}^3$ [3]. Pasquini showed using subtracted Dispersion Relations (DR) for the pion Compton amplitude [9,18] that the yet higher order energy contributions neglected in the COMPASS analysis are very small. DRs take into account the full energy dependence, while ChPT uses a low energy expansion. In the COMPASS kinematic region of interest, the ChPT one-loop calculation and subtracted DRs agree in the mass range up to $4m_\pi$ at the two per mille level [10]. Furthermore, the DR predictions of Pasquini, Drechsel, and Scherer [19,20], using unsubtracted DRs for the $\gamma\gamma \rightarrow \pi\pi$ amplitude, agree with the results of ChPT.

By contrast, Filkov & Kashevarov (FK) claim that there is significant disagreement between the ChPT one-loop calculation and their DR calculation [21,22]. They claim therefore that the higher order corrections cannot be made via a one-pion loop calculation in ChPT. In their DR calculation, the contribution of the σ -meson to the COMPASS pion Compton scattering cross section is very substantial [21,22]. FK claim that the COMPASS deduced $(\alpha_\pi - \beta_\pi)$ is very sensitive to σ -meson contributions. They find via their DR calculations, taking into account the contribution of the σ -meson, that $(\alpha_\pi - \beta_\pi) \sim 11 \times 10^{-4} \text{fm}^3$ for the COMPASS experiment.

Pasquini, Drechsel, and Scherer (PDS) claim however that the FK discrepancies arise due to the way that they implement the dispersion relations [19,20]. DRs may be based on specific forms for the absorptive part of the Compton amplitudes. The scalar σ -meson has low mass ($M_\sigma \sim 441$ MeV) and large width ($\Gamma_\sigma \sim 554$ MeV). In the DR calculation of FK, this resonance is modelled by an amplitude characterized by a pole, width and coupling constant. They choose an analytic form (small-width approximation, and an energy-dependent coupling constant) that leads to a dispersion integral that diverges like $1/\sqrt{t}$ for $t \rightarrow 0$. PDS examined the analytic properties of different analytic forms, and showed that the strong enhancement by the σ -meson, as found by FK, is connected with spurious (unphysical) singularities of this nonanalytic function. PDS explain that the FK resonance model gives large (unstable) results for the pion polarizability, because it diverges at $t = 0$, precisely where the polarizability is determined. That is, via DRs, the imaginary part of the Compton amplitudes serves as input to determine the polarizabilities at the Compton threshold ($s = m_\pi^2$, $t = 0$). PDS found that if the basic requirements of dispersion relations are taken into account, DR results and effective field theory are consistent. FK disagree with these PDS conclusions, claiming that their DR results are not due to spurious singularities. The present status report follows the views of Pasquini, Drechsel, and Scherer. Besides the σ -meson, modifications of COMPASS data analysis suggested by Filkov and Kashevarov [21,22] were studied, and found not to affect the deduced polarizabilities [3].

6. Comparison of pion polarizability data with ChPT

The pion is believed to belong to the pseudoscalar meson nonet and to be one of the Goldstone bosons associated with spontaneously broken chiral symmetry. Chiral perturbation theory (ChPT) is therefore expected to successfully describe the electromagnetic interactions of pions. In this framework, the low-energy interactions of the pion are described by a phenomenological effective Lagrangian which stems directly from QCD, with only the assumptions of chiral symmetry $SU(3)_L \times SU(3)_R$, Lorentz invariance and low momentum transfer. Unitarity is achieved by adding pion loop corrections to lowest order, and the resulting infinite divergences are absorbed into physical (renormalized) coupling constants L_i^r (tree level coefficients in the Lagrangian $L^{(4)}$, see ref. [1,15,23]). In particular, with a perturbative expansion of $L^{(4)}$, limited to terms quartic in the external momenta and pion mass $O(p^4)$, the method establishes relationships between different processes in terms of a common set of renormalized parameters L_i^r . At $O(p^4)$ level, the perturbative expansion is truncated at terms quartic in the photon momentum and 12 coupling constants are needed. For example, in the charged pion case, the ratio of axial to vector form factor from radiative pion beta-decay and the electric polarizability are expressed as $h_A/h_V = 32\pi^2(L_9^r + L_{10}^r)$ and $\alpha_\pi - \beta_\pi = 4\alpha(L_9^r + L_{10}^r)/m_\pi F_\pi^2$, where F_π is the pion decay constant and α is the fine-structure constant [1]. The electric α_π and magnetic β_π charged pion Compton polarizabilities are therefore of fundamental interest in the low-energy sector of quantum chromodynamics (QCD). From the above description, they are directly linked to the phenomenon of spontaneously broken chiral symmetry within QCD and to the dynamics of the pion-photon interaction. The experimental pion beta-decay ratio $h_A/h_V = 0.47 \pm 0.03$ [24] then leads to the one-loop prediction $\alpha_\pi - \beta_\pi = 5.6 \pm 0.4 \times 10^{-4} \text{fm}^3$, assuming $\alpha_\pi + \beta_\pi = 0$. The ChPT two-loop prediction is $\alpha_\pi - \beta_\pi = (5.7 \pm 1.0) \times 10^{-4} \text{fm}^3$ and $\alpha_\pi + \beta_\pi = 0.16 \times 10^{-4} \text{fm}^3$ [2]. The present report focuses on ChPT, and reviews all the different available pion polarizability experiments. Other theoretical calculations besides ChPT, as well as other recent reviews that focus on the COMPASS experiment, are also available [1,8,10,11,25,26,27,28].

The combination ($\alpha_\pi - \beta_\pi$) was measured by: (1) CERN COMPASS via radiative pion Primakoff scattering (pion Bremsstrahlung) in the nuclear Coulomb field, $\pi Z \rightarrow \pi Z \gamma$, equivalent to $\gamma\pi \rightarrow \gamma\pi$ Compton scattering for laboratory γ 's having momenta of order 1 GeV/c incident on a target pion at rest. The pion polarizabilities ($\alpha_\pi - \beta_\pi$) are determined by their effect on the shape of the measured $\gamma\pi$ Compton scattering angular distribution at back angles in the $\gamma\pi$ c.m. frame; and (2) SLAC PEP Mark-II via two-photon production of pion pairs, $\gamma\gamma \rightarrow \pi\pi$. Only the most recent measurements by these two methods are considered here, as they have the significantly highest statistics and smallest systematic errors: (1) $\alpha_\pi - \beta_\pi = 4.0 \times 10^{-4} \text{ fm}^3$, (2) $\alpha_\pi - \beta_\pi = 4.4 \times 10^{-4} \text{ fm}^3$. These polarizability values are in good agreement with the two-loop ChPT prediction $\alpha_\pi - \beta_\pi = (5.7 \pm 1.0) \times 10^{-4} \text{ fm}^3$, thereby strengthening the identification of the pion with the Goldstone boson of QCD.

7. References

- [1] Holstein, B. R., & Scherer, S. (2014). Hadron polarizabilities. *Annual Review of Nuclear and Particle Science*, 64, 51.
- [2] Gasser, J., Ivanov, M. A, Sainio, M.E. (2006). Revisiting $\gamma\gamma \rightarrow \pi^+\pi^-$ at low energies. *Nucl. Phys. B745*, 84.
- [3] Adolph, C. et al. (2015). Measurement of the charged-pion polarizability. *Phys. Rev. Lett.* 114, 062002.
- [4] Boyer, J. et al. (1990). Two-photon production of pion pairs. *Phys. Rev. D42*, 1350.
- [5] Ahrens, J. et al. (2005). Measurement of the π^+ meson polarizabilities via the $\gamma p \rightarrow \gamma\pi^+n$ reaction. *The European Physical Journal A-Hadrons and Nuclei*, 23, 113.
- [6] Aleksejevs, A. et al. (2017). Jefferson Lab E12-13-008. Measuring the Charged Pion Polarizability in the $\gamma\gamma \rightarrow \pi\pi$ Reaction", https://www.jlab.org/exp_prog/proposals/13/PR12-13-008.pdf
- [7] Abbon, P. et al. (2007). The COMPASS experiment at CERN. *Nucl. Instrum. and Meth. A577*, 455.
- [8] Antipov, Y. M. et al. (1985). Experimental estimation of the sum of pion electrical and magnetic polarizabilities. *Z. Phys. C26*, 495; Antipov, Y.M. et al. (1983). Measurement of π^- -meson polarizability in pion compton effect. *Phys. Lett. B121*, 445.
- [9] Friedrich, J. M. (2016), The pion polarisability and more measurements on chiral dynamics at COMPASS, The 8th International Workshop on Chiral Dynamics, Pisa, Italy, Proceedings of Science CD15 (2016) 015, https://pos.sissa.it/archive/conferences/253/015/CD15_015.pdf
- [10] Kao, C. W., Norum, B. E., & Wang, K. (2009). Extraction of the charged pion polarizabilities from radiative charged pion photoproduction in heavy baryon chiral perturbation theory. *Physical Review D*, 79(5), 054001.
- [11] Babusci, D., Bellucci, S., Giordano, G., Matone, G., Sandorfi, A. M., & Moinester, M. A. (1992). Chiral symmetry and pion polarizabilities. *Phys. Lett. B277*, 158.
- [12] Alexander, G. et al. (1994). Two-photon physics capabilities of KLOE at DAΦNE. *Il Nuovo Cimento* 107A, 837.
- [13] Kaloshin, A. E., & Serebryakov, V. V. (1994). π^+ and π^0 polarizabilities from $\gamma\gamma \rightarrow \pi\pi$ data. *Zeitschrift für Physik Particles and Fields*, C64, 689.
- [14] Donoghue, J. F., & Holstein, B. R. (1993). Photon-photon scattering, pion polarizability, and chiral symmetry. *Physical Review D48*, 137.
- [15] Bellucci, S., Gasser, J., & Sainio, M. E. (1994). Low-energy photon-photon collisions to two-loop order. *Nucl. Phys. B423*, 80.
- [16] Dai, L. Y., & Pennington, M. R. (2016). Pion polarizabilities from a $\gamma\gamma \rightarrow \pi\pi$ analysis. *Phys. Rev. D94*, 116021.
- [17] Marsiske, H. (1990). Measurement of $\pi^0 \pi^0$ production in two-photon collisions. *Phys. Rev. D41*, 3324.
- [18] Pasquini, B. (2017). private communication.
- [19] Pasquini, B., Drechsel, D. and Scherer, S. (2008). Polarizability of the pion: No conflict between dispersion theory and chiral perturbation theory. *Phys. Rev. C77*, 065211.
- [20] Pasquini, B., Drechsel, D. and Scherer, S. (2010). Reply to "Comment on 'Polarizability of the pion: No conflict between dispersion theory and chiral perturbation theory'", *Phys. Rev. C81*, 029802.
- [21] Filkov L.V., & Kashevarov V.L. (2017). Dipole polarizabilities of charged pions. *Phys. Part. Nuclei* 48, 117.

- [22] Filkov L. V., & Kashevarov V. L. (2010). Comment on “Polarizability of the pion: No conflict between dispersion theory and chiral perturbation theory”. *Phys. Rev. C* **81**, 029801
- [23] Gasser, J., & Leutwyler, H. (1985). Chiral perturbation theory: expansions in the mass of the strange quark. *Nucl. Phys. B* **250**, 465.
- [24] Bychkov, M. et al. (2009). New Precise Measurement of the Pion Weak Form Factors in $\pi^+ \rightarrow e^+ \nu \gamma$ Decay. *Phys. Rev. Lett.* **103**, 051802.
- [25] Ivanov, M. A. (2016). Pion polarizabilities: ChPT vs Experiment. In EPJ Web of Conferences (Vol. 129, p. 00045). EDP Sciences.
- [26] Bressan, A. (2016). The COMPASS Measurement of the Pion Polarizability. *Nuclear Physics News*, **26**, 10.
- [27] Holstein, B.R. (1990). Pion polarizability and chiral symmetry. *Comments Nucl. Part. Phys.* **19**, 239.
- [28] Xiong, L., Shuryak, E., Brown, G. (1992). Photon production through A1 resonance in high-energy heavy-ion collisions. *Phys. Rev. D* **46**, 3798.