

ImageNet Training in 24 Minutes

Yang You¹, Zhao Zhang², James Demmel¹, Kurt Keutzer¹, Cho-Jui Hsieh³

UC Berkeley¹, TACC², UC Davis³

{youyang, demmel, keutzer}@cs.berkeley.edu; zzhang@tacc.utexas.edu; chohsieh@ucdavis.edu

Abstract

Finishing 90-epoch ImageNet-1k training with ResNet-50 on a NVIDIA M40 GPU takes 14 days. This training requires 10^{18} single precision operations in total. On the other hand, the world's current fastest supercomputer can finish 2×10^{17} single precision operations per second (Dongarra et al. 2017). If we can make full use of the supercomputer for DNN training, we should be able to finish the 90-epoch ResNet-50 training in five seconds. However, the current bottleneck for fast DNN training is in the algorithm level. Specifically, the current batch size (e.g. 512) is too small to make efficient use of many processors

For large-scale DNN training, we focus on using large-batch data-parallelism synchronous SGD without losing accuracy in the fixed epochs. The LARS algorithm (You, Gitman, and Ginsburg 2017) enables us to scale the batch size to extremely large case (e.g. 32K). We finish the 100-epoch ImageNet training with AlexNet in 24 minutes, which is the **world record**. Same as Facebook's result (Goyal et al. 2017), we finish the 90-epoch ImageNet training with ResNet-50 in one hour. However, our hardware budget is only 1.2 million USD, which is 3.4 times lower than Facebook's 4.1 million USD.

Introduction

For deep learning applications, larger datasets and bigger models lead to significant improvements in accuracy (Amodei et al. 2015), but at the cost of longer training times. For example, finishing 90-epoch ImageNet-1k training with ResNet-50 on a NVIDIA M40 GPU takes 14 days. This training requires 10^{18} single precision operations in total. On the other hand, the world's current fastest supercomputer can finish 2×10^{17} single precision operations per second (Dongarra et al. 2017). If we can make full use of the supercomputer for DNN training, we should be able to finish the 90-epoch ImageNet-1k training with ResNet-50 in five seconds. However, the current bottleneck for fast DNN training is in the algorithm level. Specifically, the current batch size (e.g. 512) is too small to make efficient use of many processors. Therefore, we need to design efficient parallel algorithms for scalable DNN training.

Using large batch size is fundamental for large-scale DNN training. However, current approaches can only scale the batch size to 1024 and 8192 for AlexNet and ResNet-50, respectively. Larger batch size leads to significant loss in

accuracy. In this paper, we use the Layer-wise Adaptive Rate Scaling (LARS) algorithm (You, Gitman, and Ginsburg 2017), which allows us to scale the batch size to large case (e.g. 32K) without losing accuracy.

The large batch size enables us to use the distributed systems efficiently. We finish the 100-epoch ImageNet training with AlexNet in 24 minutes, which is the **world record**. Like Facebook's result (Goyal et al. 2017), we finish the 90-epoch ImageNet training with ResNet50 in one hour. However, our hardware budget is only 1.2 million USD, which is much less than Facebook's 4.1 million USD.

Notes. This paper is focused on training large-scale deep neural networks on P machines/processors. We use w to denote the parameters (weights of the networks), w^j to denote the local parameters on j -th worker, \tilde{w} to denote the global parameter. When there is no confusion we use ∇w^j to denote the stochastic gradient evaluated at the j -th worker. All the accuracy means top-1 test accuracy. There is no data augmentation in all the results.

Background and Related Work

Data-Parallelism SGD

In data parallelism method, the dataset is partitioned into P parts stored on each machine, and each machine will have a local copy of the neural network and the weights (w^j). In synchronized data parallelism, the communication includes two parts: sum of local gradients and broadcast of the global weight. For the first part, each worker computes the local gradient ∇w^j independently, and sends the update to the master node. The master then updates $\tilde{w} \leftarrow \tilde{w} - \eta / P \sum_{j=1}^P \nabla w^j$ after it gets all the gradients from workers. For the second part, the master broadcasts \tilde{w} to all workers. This synchronized approach is a widely-used method on large-scale system (Chen et al. 2016). Figure 1-(a) is an example of 4 worker machines and 1 master machine.

The asynchronous approach is different from the synchronized approach for the communication and updating rule. At each step, the master only communicates with one worker. The master gets the gradients ∇w^j from the j -th worker, updates the global weights, and sends the global weight back to the j -th worker. The order of workers is based on first-come-first-serve strategy. The master machine is also called as Parameter Server. The idea of Parameter Server was used in

real-world commercial applications by the Downpour SGD approach (Dean et al. 2012), which has successfully scaled to 16,000 cores. However, Downpour’s performance on 1,600 cores for a globally connected network is not significantly better than a single GPU (Seide et al. 2014b).

Model Parallelism Data parallelism replicates the neural network itself on each machine while model parallelism partitions the neural network into P pieces. Partitioning the neural network means parallelizing the matrix operations on the partitioned network. Thus, model parallelism can get the same solution as the single-machine case. Figure 1-(b) shows an example of using 4 machines to parallelize a 5-layer DNN. Model parallelism has been studied in (Catanzaro 2013; Le 2013). However, since the input size (e.g. size of an image) are relatively small, the matrix operations are not large. For example, parallelizing a $2048 \times 1024 \times 1024$ matrix multiplication only needs one or two machines. Thus, state-of-the-art methods often use data-parallelism (Amodei et al. 2015; Chen et al. 2016; Dean et al. 2012; Seide et al. 2014a).

Intel Knights Landing System

Intel Knights Landing (KNL) is the latest version of Intel’s general-purpose accelerator. The major distinct features of KNL that can benefit deep learning applications include the following: **(1) Self-hosted Platform.** The traditional accelerators (e.g. FPGA, GPUs, and KNC) rely on CPU for control and I/O management. KNL does not need a CPU host. It is self-hosted by an operating system like CentOS 7. **(2) Better Memory.** KNL’s measured bandwidth is much higher than that of a 24-core Haswell CPU (450 GB/s vs 100 GB/s). KNL’s 384 GB maximum memory size is large enough to handle a typical deep learning dataset. Moreover, KNL is equipped with Multi-Channel DRAM (MCDRAM). MCDRAM’s measured bandwidth is 475 GB/s. MCDRAM has three modes: a) Cache Mode: KNL uses it as the last level cache; b) Flat Mode: KNL treats it as the regular DDR; c) Hybrid Mode: part of it is used as cache, the other is used as the regular DDR memory. **(3) Configurable NUMA.** The basic idea is that users can partition the on-chip processors and cache into different groups for better memory efficiency and less communication overhead. This is very important for complicated memory-access applications like DNN training.

KNL has been used in some HPC (High Performance Computing) data centers since it was released recently. For example, National Energy Research Scientific Computing Center (NERSC) has a supercomputer with 9,668 KNLs (Cori Phase 2). Texas Advanced Computing Center (TACC) has a supercomputer with 4,200 KNLs (Stampede 2).

Large-Batch DNN Training

Difficulty of Large-Batch Training

The asynchronous methods using parameter server are not guaranteed to be stable on large-scale systems (Chen et al. 2016). As discussed in (Goyal et al. 2017), data-parallelism synchronized approach is more stable for very large DNN training. The idea is simple—by using a **large batch size** for SGD, the work for each iteration can be easily distributed

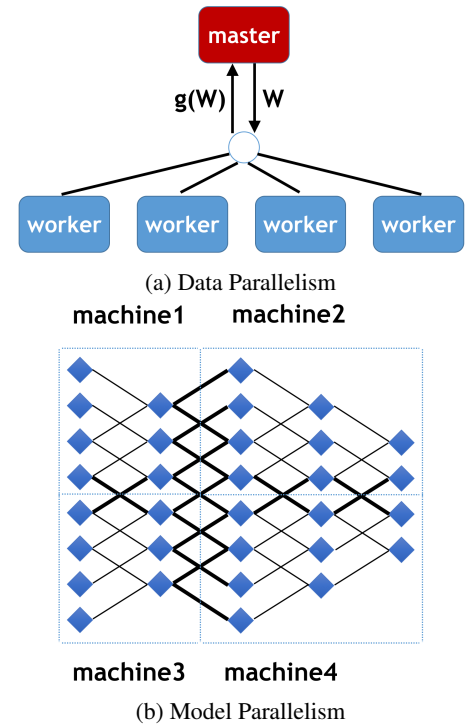


Figure 1: (a) is an example of data parallelism. Each worker sends its gradients ∇w^j to the master, and the master updates its weights by $\tilde{w} \leftarrow \tilde{w} - \eta/P \sum_{i=1}^P \nabla w^j$. Then the master sends the updated weights \tilde{w} to all the workers. (b) is an example of model parallelism. A five layer neural network with local connectivity is shown here, partitioned across four machines (blue rectangles). Only those nodes with edges that cross partition boundaries (thick lines) will need to have their state communicated between machines (e.g. by MPI (Gropp et al. 1996)). Even in cases where a node has multiple edges crossing a partition boundary, its state is only sent to the machine on the other side of that boundary once.

to multiple processors. Consider the following ideal case. ResNet-50 requires 7.72 billion single-precision operations to process one 225×225 image. If we run 90 epochs for ImageNet dataset, the number of operations is $90 * 1.28 \text{ Million} * 7.72 \text{ Billion} (10^{18})$. Currently, the most powerful supercomputer can finish 200×10^{15} single-precision operations per second (Dongarra et al. 2017). If there is an algorithm allowing us to make full use of the supercomputer, we can finish the ResNet-50 training in 5 seconds.

To do so, we need to make the algorithm use more processors and load more data at each iteration, which corresponds to large batch size in SGD. Let us use one NVIDIA M40 GPU to illustrate the case of a single machine. In a certain range, larger batch size will make the single GPU’s speed higher (Figure 2). The reason is that low-level matrix computation libraries will be more efficient. The optimal batch size per GPU is 512 for ImageNet training with AlexNet model. If we want to use many GPUs and make

Table 1: Train neural networks by ImageNet dataset. t_{comp} is the computation time and t_{comm} is communication time. We fix the number of epochs as 100. Larger batch size needs much less iterations. Let us set batch size=512 per machine. Then we increase the number of machines. Since $t_{comp} \gg t_{comm}$ for using ImageNet dataset to train ResNet-50 with Infiniband networks and GPUs (Goyal et al. 2017), the single iteration time can be close to constant. Thus total time will be much less.

Batch Size	Epochs	Iterations	GPUs	Iteration Time	Total Time
512	100	250,000	1	t_{comp}	$250,000 \times t_{comp}$
1024	100	125,000	2	$t_{comp} + \log(2)t_{comm}$	$125,000 \times (t_{comp} + \log(2)t_{comm})$
2048	100	62,500	4	$t_{comp} + \log(4)t_{comm}$	$62,500 \times (t_{comp} + \log(4)t_{comm})$
4096	100	31,250	8	$t_{comp} + \log(8)t_{comm}$	$31,250 \times (t_{comp} + \log(8)t_{comm})$
8192	100	15,625	16	$t_{comp} + \log(16)t_{comm}$	$15,625 \times (t_{comp} + \log(16)t_{comm})$
...
1,280,000	100	100	2500	$t_{comp} + \log(2500)t_{comm}$	$100 \times (t_{comp} + \log(2500)t_{comm})$

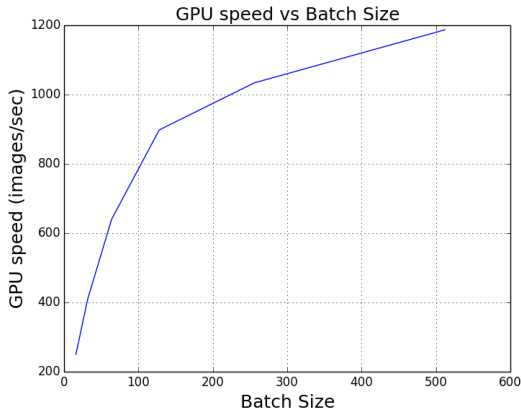


Figure 2: In a certain range, large batch improves the performance of system (e.g. GPU). The data in this figure is collected from training AlexNet by ImageNet dataset on NVIDIA M40 GPUs. Batch=512 per GPU gives us the highest speed. Batch=1024 per GPU is out of memory.

Table 2: Standard Benchmarks for ImageNet training without data augmentation.

Model	Epochs	Test Top-1 Accuracy
AlexNet	100 (Iandola et al. 2016)	58%
ResNet-50	90 (Goyal et al. 2017)	73%

each GPU efficient, we need a larger batch size. For example, if we have 16 GPUs, then we should set the batch size to $16 \times 512 = 8192$. Ideally, if we fix total number of data accesses and grow the batch size linearly with number of processors, the number of SGD iterations will decrease linearly and the time cost of each iteration remains constant, so the total time will also reduce linearly with number of processors (Table 1).

However, SGD with large batch size usually achieves much lower accuracy than small batch size if they run the same number of epochs, and currently there is no algorithm allowing us to effectively use very large batch size (Keskar

et al. 2016). Table 2 shows the target accuracy by standard benchmarks. For example, when we set the batch size of AlexNet larger than 1024 or the batch size of ResNet-50 larger than 8192, the test accuracy will be significantly decreased (Table 4 and Figure 3).

For large-batch training, we need to ensure that the large-batch achieve similar test accuracy with the small-batch by running the same number of epochs. Here we fix the number of epochs because: Statistically, one epoch means the algorithm touches the entire dataset once; and computationally, fixing the number of epochs means fixing the number of floating point operations. State-of-the-art approaches for large batch training include two techniques:

(1) **Linear Scaling** (Krizhevsky 2014): If we increase the batch size from B to kB , we should also increase the learning rate from η to $k\eta$.

(2) **Warmup Scheme** (Goyal et al. 2017): If we use a large learning rate (η). We should start from a small η and increase it to the large η in the first few epochs.

The intuition of linear scaling is related to the number of iterations. Let us use B , η , and I to denote the batch size, the learning rate, and the number of iterations. If we increase the the batch size from B to kB , then the number of iterations is reduced from I to I/k . This means that the frequency of weight updating reduced by k times. Thus, we make the updating of each iteration $k \times$ more efficient by enlarging the learning rate by k times. The purpose of warmup scheme is to avoid the algorithm diverges at the beginning because we have to use a very large learning rate based on linear scaling. With these techniques, researchers can use the relatively large batch in a certain range (Table 3). However, we observe that state-of-the-art approaches can only scale batch size to 1024 for AlexNet and 8192 for ResNet-50. If we increase the batch size to 4096 for AlexNet, we only achieve 53.1% in 100 epochs (Table 4). Our target is to achieve 58% accuracy even when using large batch sizes.

Layer-wise Adaptive Rate Scaling (LARS)

To improve the accuracy for large-batch training, we use a new rule of updating learning rate (LR). Let us consider the single-machine case here, we use $w = w - \eta \nabla w$ to update the weights. With the data-parallelism approach, the

Table 3: State-of-the-art large-batch training and test accuracy.

Team	Model	Baseline Batch	Large Batch	Baseline Accuracy	Large Batch Accuracy
Google (Krizhevsky 2014)	AlexNet	128	1024	57.7%	56.7%
Amazon (Li 2017)	ResNet-152	256	5120	77.8%	77.8%
Facebook (Goyal et al. 2017)	ResNet-50	256	8192	76.40%	76.26%

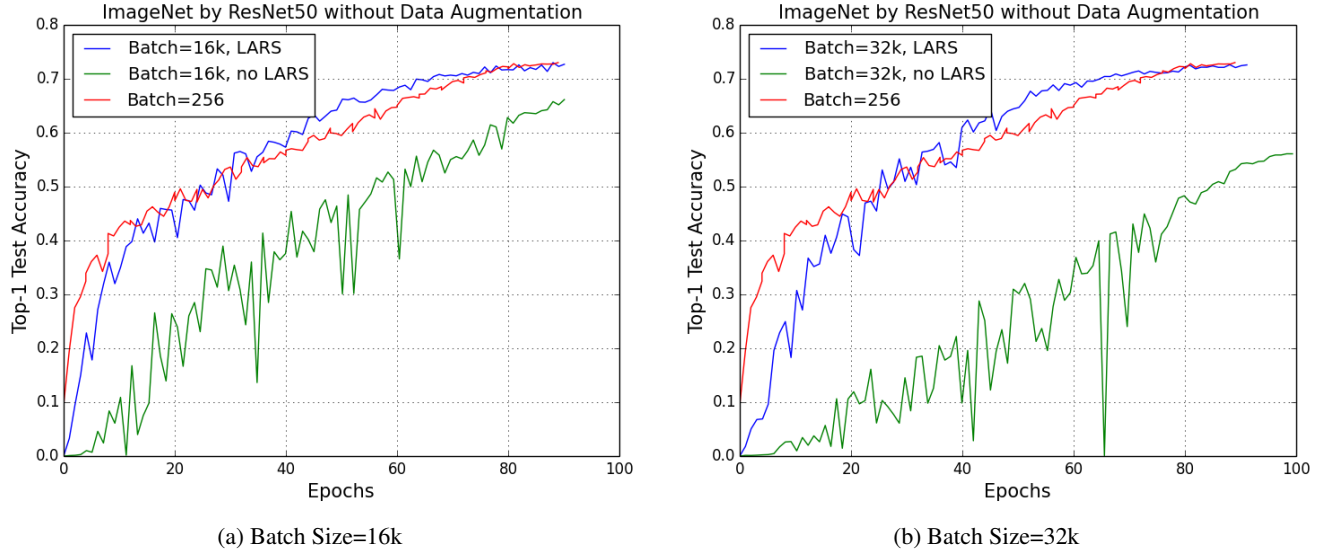


Figure 3: The base learning rate of Batch 256 is 0.2 with poly policy (power=2). For the version without LARS, we use the state-of-the-art approach (Goyal et al. 2017): 5-epoch warmup and linear scaling for LR. For the version with LARS, we also use 5-epoch warmup. Clearly, the existing method does not work for Batch Size larger than 8K. LARS algorithm can help the large-batch to achieve the same accuracy with baseline in the same number of epochs.

multi-machine version can be processed in the same way. Each layer has its own weight w and gradient ∇w . Standard SGD algorithm uses the same LR (η) for all the layers. However, from our experiments, we observe that different layers may need different LR. The reason is that the ratio between $\|w\|_2$ and $\|\nabla w\|_2$ varies significantly for different layers. From example, we observe that $\|w\|_2/\|\nabla w\|_2$ is only 20 for conv1.1 layer (Table 5). However, $\|w\|_2/\|\nabla w\|_2$ is 3690 for fc6.1 layer. To speedup the DNN training, users need to use a large LR for fc6.1 layer. However, this large LR may lead to divergence of conv1.1 layer. We think this is an important reason of the optimization difficulty in large-batch training. Goyal et al (Goyal et al. 2017) proposed the warmup scheme to solve this problem. The warmup scheme works well for ResNet50 training (batch size ≤ 8192). However, only using this recipe does not work for AlexNet with batch size > 1024 and ResNet-50 with batch size > 8192 .

$$\eta = l \times \gamma \times \frac{\|w\|_2}{\|\nabla w\|_2} \quad (1)$$

In this paper, we use LARS algorithm (You, Gitman, and Ginsburg 2017) to solve this problem. The base LR rule is defined in Equation (1). l is the scaling factor, which we set as 0.001 for AlexNet and ResNet training. γ is a tuning pa-

rameter for users. Usually a good γ is in $[1, 50]$. In this equation, different layers can have different LR. In practice, we add momentum (denoted as μ) and weight decay (denoted as β) to SGD, and use the following sequence for LARS:

- (1) we get the local LR for each learnable parameter by $\alpha = l \times \|w\|_2 / (\|\nabla w\|_2 + \beta \|\nabla w\|_2)$;
- (2) we get the true LR for each layer by $\eta = \gamma \times \alpha$;
- (3) we update the gradients by $\nabla w = \nabla w + \beta w$;
- (4) we update acceleration term a by $a = \mu a + \eta \nabla w$;
- (4) we update the weights by $w = w - a$.

Using this approach with warmup, SGD with large batch can achieve the same accuracy with the baseline (Table 6). To scale to larger batch size (e.g. 32k), we need to change the local response normalization (LRN) to batch normalization (BN). We add BN after each Convolutional layer. From Figure 3, we can clearly observe the effects of LARS. LARS can help ResNet-50 to preserve the high test accuracy. The current approaches (linear scaling and warmup) has much lower accuracy for batch size = 16k and 32k (68% and 56%). The target accuracy is about 73%.

Table 4: Current approaches (linear scaling + warmup) do not work for AlexNet with batch size larger than 1024. We tune the warmup epochs from 0 to 10 and pick the one with highest accuracy. According to linear scaling, the optimal learning rate (LR) of batch size 4096 should be 0.16. We use poly learning rate policy, and the poly power is 2. The momentum is 0.9 and the weight decay is 0.0005.

Batch Size	Base LR	warmup	epochs	test accuracy
512	0.02	N/A	100	0.583
1024	0.02	no	100	0.582
4096	0.01	yes	100	0.509
4096	0.02	yes	100	0.527
4096	0.03	yes	100	0.520
4096	0.04	yes	100	0.530
4096	0.05	yes	100	0.531
4096	0.06	yes	100	0.516
4096	0.07	yes	100	0.001
...
4096	0.16	yes	100	0.001

Experimental Results

Experimental Settings.

The datasets we used in this paper is ImageNet (1k classes) (Deng et al. 2009). The accuracy of our ResNet-50 baseline is slightly lower than state-of-the-art results (73% vs 76%). The reason is that we did not use data augmentation. For versions without data augmentation, we achieve state-of-the-art accuracy (73% in 90 epochs). Accuracy in this paper means top-1 test accuracy. Time means training time. For the KNL implementation, we have two versions:

(1) We wrote our KNL code based on Caffe (Jia et al. 2014) for single-machine processing and use MPI (Gropp et al. 1996) for the communication among different machines on KNL cluster.

(2) We use Intel Caffe, which supports multi-node training by Intel MLSL (Machine Learning Scaling Library).

We use Infiniband as the interconnect network for communication. We use the TACC Stampede 2 supercomputer as our hardware platform¹.

Fastest ImageNet training with AlexNet

Previously, NVIDIA reported that using one DGX-1 station to finish 90-epoch ImageNet training with AlexNet in 2 hours. However, they used half-precision or FP16, whose cost is half of the standard single-precision operation. We run 100-epoch ImageNet training with AlexNet with standard single-precision. It takes 6 hours 9 minutes for batch size = 512 on one NVIDIA DGX-1 station. Because of LARS algorithm (You, Gitman, and Ginsburg 2017), we are able to have the similar accuracy using large batch sizes (Table 6). If we increase the batch size to 4096, it only needs 2 hour 10 minutes on one NVIDIA DGX-1 (**fastest version**

¹portal.tacc.utexas.edu/user-guides/stampede2

Table 5: The ratios between $\|w\|_2$ and $\|\nabla w\|_2$ for different layers of AlexNet with batch size = 4k after at 1st epoch. We observe that they are very different from each other. fc is the fully connected layer and conv is the convolutional layer. x.0 is a layer’s weight. x.1 is a layer’s bias.

Layers	$\ w\ _2$	$\ \nabla w\ _2$	$\ w\ _2/\ \nabla w\ _2$
fc8.0	20.24	0.078445	258
fc8.1	0.316	0.006147	51
fc7.0	20.48	0.110949	184
fc7.1	6.400	0.004939	1296
fc6.0	30.72	0.097996	314
fc6.1	6.400	0.001734	3690
conv5.0	6.644	0.034447	193
conv5.1	0.160	0.000961	166
conv4.0	8.149	0.039939	204
conv4.1	0.196	0.000486	403
conv3.0	9.404	0.049182	191
conv3.1	0.196	0.000511	384
conv2.0	5.545	0.057997	96
conv2.1	0.160	0.000649	247
conv1.0	1.866	0.071503	26
conv1.1	0.098	0.004909	20

Table 6: ImageNet Dataset with AlexNet Model. We use ploy learning rate policy, and the poly power is 2. The momentum is 0.9 and the weight decay is 0.0005. For batch size=32K, we changed local response norm in AlexNet to batch norm.

Batch Size	LR rule	warmup	Epochs	test accuracy
512	regular	N/A	100	0.583
4096	LARS	13 epochs	100	0.584
8192	LARS	8 epochs	100	0.583
32768	LARS	5 epochs	100	0.585

on one machine). Thus, with LARS, using large batch can significantly speedup DNN training.

For the AlexNet with batch size = 32K, we scale the algorithm to 512 KNL chips (about 32K processors or cores). The batch size per KNL is 64, so the overall batch size is 32678. We finish the 100-epoch training in 24 minutes. To the best of our knowledge, this is the fastest ImageNet training with AlexNet (**world record**). The overall comparison is in Table 7.

Lowest Budget for ImageNet training with ResNet-50

Facebook (Goyal et al. 2017) finishes the 90-epoch ImageNet training with ResNet-50 in one hour on 32 CPUs and 256 NVIDIA P100 GPUs (32 DGX-1 stations). Consider the prize of a single DGX-1 station is 129,000 USD², the cost of

²blogs.nvidia.com/blog/2016/07/11/how-nvidia-built-dgx-1

Table 7: The speed and hardware cost for training AlexNet. For batch size=32K, we changed local response norm in AlexNet to batch norm.

Batch Size	epochs	Top-1 Accuracy	hardware	cost (\$)	time
256	100	58.7%	8-core CPU + K20 GPU	3,000	144h
512	100	58.8%	1 DGX station	129,000	6h 10m
4096	100	58.4%	1 DGX station	129,000	2h 19m
32K	100	58.5%	512 KNLs	1.2 million	24m

Table 8: The speed and hardware cost for training ResNet50. We did not use data augmentation.

Batch Size	epochs	Top-1 Accuracy	hardware	cost (\$)	time
256	90	73.0%	1 DGX station	129,000	21h
8192	90	72.7%	1 DGX station	129,000	21h
8192	90	72.7%	32 DGX stations	4.1 million	1h
32K	90	72.4%	512 KNLs	1.2 million	1h

the whole system is about $32 \times 129,000 = 4.1$ million USD.

After scaling the batch size to 32K, we are able to use cheaper computer chips. We use 512 KNL chips and the batch size per KNL is 64. We also finish the 90-epoch training in one hour. However, our system cost is much less. The version of our KNL chip is Intel Xeon Phi Processor 7250, which costs 2,436 USD³. The cost of our system is only about $2,436 \times 512 = 1.2$ million USD. This is the lowest budget for ImageNet training in one hour with ResNet-50. Note that we are not affiliated to Intel or NVIDIA, and we do not have any preference on GPU or KNL. We just want to show that we can achieve the same results in a 3.4 times lower budget. The overall comparison is in Table 8.

Conclusion

In this paper, we use the Layer-wise Adaptive Rate Scaling (LARS) approach (You, Gitman, and Ginsburg 2017) to speedup DNN training. LARS enables us to scale the SGD batch size to extremely large (e.g., 32K). We finish the 100-epoch ImageNet training with AlexNet in 24 minutes (**world record**). Also, we are able to finish 90-epoch ImageNet training with ResNet-50 in one hour, which is similar to Facebook’s recent result but under a much lower hardware budget (1.2 million USD vs 4.1 million USD).

Acknowledgement

This work was supported by the National Science Foundation, through the Stampede 2 (OAC-1540931) award. JD and YY are supported by the U.S. DOE Office of Science, Office of Advanced Scientific Computing Research, Applied Mathematics program under Award Number DE-SC0010200; by the U.S. DOE Office of Science, Office of Advanced Scientific Computing Research under Award Numbers DE-SC0008700; by DARPA Award Number HR0011-12-2-0016, ASPIRE Lab industrial sponsors and affiliates Intel, Google, HP, Huawei, LGE, Nokia, NVIDIA, Oracle and Samsung. Other industrial sponsors include Mathworks and Cray. CJH also thank the XSEDE and Nvidia support.

³ark.intel.com/products/codename/48999/Knights-Landing

References

- Amodei, D.; Anubhai, R.; Battenberg, E.; Case, C.; Casper, J.; Catanzaro, B.; Chen, J.; Chrzanowski, M.; Coates, A.; Diamos, G.; et al. 2015. Deep speech 2: End-to-end speech recognition in english and mandarin. *arXiv preprint arXiv:1512.02595*.
- Catanzaro, B. 2013. Deep learning with cots hpc systems.
- Chen, J.; Monga, R.; Bengio, S.; and Jozefowicz, R. 2016. Revisiting distributed synchronous sgd. *arXiv preprint arXiv:1604.00981*.
- Dean, J.; Corrado, G.; Monga, R.; Chen, K.; Devin, M.; Mao, M.; Senior, A.; Tucker, P.; Yang, K.; Le, Q. V.; et al. 2012. Large scale distributed deep networks. In *Advances in neural information processing systems*, 1223–1231.
- Deng, J.; Dong, W.; Socher, R.; Li, L.-J.; Li, K.; and Fei-Fei, L. 2009. Imagenet: A large-scale hierarchical image database. In *Computer Vision and Pattern Recognition, 2009. CVPR 2009. IEEE Conference on*, 248–255. IEEE.
- Dongarra, J.; Meuer, M.; Simon, H.; and Strohmaier, E. 2017. Top500 supercomputer ranking.
- Goyal, P.; Dollár, P.; Girshick, R.; Noordhuis, P.; Wesolowski, L.; Kyrola, A.; Tulloch, A.; Jia, Y.; and He, K. 2017. Accurate, large minibatch sgd: Training imagenet in 1 hour. *arXiv preprint arXiv:1706.02677*.
- Gropp, W.; Lusk, E.; Doss, N.; and Skjellum, A. 1996. A high-performance, portable implementation of the mpi message passing interface standard. *Parallel computing* 22(6):789–828.
- Iandola, F. N.; Moskewicz, M. W.; Ashraf, K.; and Keutzer, K. 2016. Firecaffe: near-linear acceleration of deep neural network training on compute clusters. In *Proceedings of the IEEE Conference on Computer Vision and Pattern Recognition*, 2592–2600.
- Jia, Y.; Shelhamer, E.; Donahue, J.; Karayev, S.; Long, J.; Girshick, R.; Guadarrama, S.; and Darrell, T. 2014. Caffe: Convolutional architecture for fast feature embedding. In *Proceedings of the 22nd ACM international conference on Multimedia*, 675–678. ACM.

- Keskar, N. S.; Mudigere, D.; Nocedal, J.; Smelyanskiy, M.; and Tang, P. T. P. 2016. On large-batch training for deep learning: Generalization gap and sharp minima. *arXiv preprint arXiv:1609.04836*.
- Krizhevsky, A. 2014. One weird trick for parallelizing convolutional neural networks. *arXiv preprint arXiv:1404.5997*.
- Le, Q. V. 2013. Building high-level features using large scale unsupervised learning. In *Acoustics, Speech and Signal Processing (ICASSP), 2013 IEEE International Conference on*, 8595–8598. IEEE.
- Li, M. 2017. *Scaling Distributed Machine Learning with System and Algorithm Co-design*. Ph.D. Dissertation, Intel.
- Seide, F.; Fu, H.; Droppo, J.; Li, G.; and Yu, D. 2014a. 1-bit stochastic gradient descent and its application to data-parallel distributed training of speech dnns. In *Interspeech*, 1058–1062.
- Seide, F.; Fu, H.; Droppo, J.; Li, G.; and Yu, D. 2014b. On parallelizability of stochastic gradient descent for speech dnns. In *Acoustics, Speech and Signal Processing (ICASSP), 2014 IEEE International Conference on*, 235–239. IEEE.
- You, Y.; Gitman, I.; and Ginsburg, B. 2017. Scaling sgd batch size to 32k for imagenet training.