

Embedding simply connected 2-complexes in 3-space

V. A refined Kuratowski-type characterisation

Johannes Carmesin
University of Birmingham

September 5, 2019

Abstract

This paper is the last paper in a series of five papers. Building on earlier papers in this series, we prove an analogue of Kuratowski's characterisation of graph planarity for three dimensions.

More precisely, a simply connected 2-dimensional simplicial complex embeds in 3-space if and only if it has no obstruction from an explicit list. This list of obstructions is finite except for one infinite family.

1 Introduction

We assume that the reader is familiar with [1]. In that paper we prove that a locally 3-connected simply connected 2-dimensional simplicial complex has a topological embedding into 3-space if and only if it has no space minor from a finite explicit list \mathcal{Z} of obstructions. The purpose of this paper is to extend that theorem beyond locally 3-connected (2-dimensional) simplicial complexes to simply connected simplicial complexes in general.

The first question one might ask in this direction is whether the assumption of local 3-connectedness could simply be dropped from the result of [1]. Unfortunately this is not true. One new obstruction can be constructed from the Möbius-strip as follows.

Consider the central cycle of the Möbius-strip, see Figure 1. Now attach a disc at that central cycle. In a few lines we explain why this topological space X cannot be embedded in 3-space. Any triangulation of X gives an

obstruction to embeddability. It can be shown that such triangulations have no space minor in the finite list \mathcal{Z} .

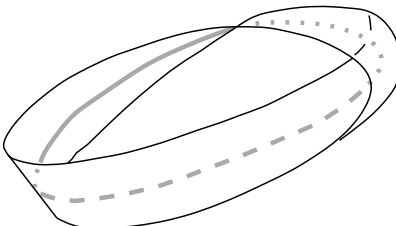


Figure 1: The Möbius-strip. The central cycle is depicted in grey.

Why can X not be embedded in 3-space? To answer this, consider a small torus around the central cycle. The disc and the Möbius-strip each intersect that torus in a circle. These circles however have a different homotopy class in the torus. Since any two circles in the torus of a different homotopy class intersect¹, the space X cannot be embedded in 3-space without intersections of the disc and the Möbius-strip. Obstructions of this type we call *torus crossing obstructions*. A precise definition is given in Section 2.

A refined question might now be whether the result of [1] extends to simply connected simplicial complex if we add the list \mathcal{T} of torus crossing obstructions to the list \mathcal{Z} of obstructions. The answer to this question is ‘almost yes’. Indeed, we just need to add to the space minor operation the operations of stretching defined in Section 5. These operations are illustrated in Figure 5, Figure 9 and Figure 11.

It is not hard to show that stretching preserves embeddability. The main result of this paper is the following.

Theorem 1.1. *Let C be a simply connected simplicial complex. The following are equivalent.*

- C has a topological embedding in 3-space;
- C has no stretching that has a space minor in $\mathcal{Z} \cup \mathcal{T}$.

We deduce Theorem 1.1 from the results of [1] in two steps as follows. The notion of ‘local almost 3-connectedness and stretched out’ is slightly more general and more technical than ‘local 3-connectedness’, see Section 2 for a definition. First we extend the results of [1] to locally almost

¹A simple way to see this is to note that the torus with a circle removed is an annulus.

3-connected and stretched out simply connected simplicial complexes, see Theorem 2.5 below. We conclude the proof by showing that any simplicial complex can be stretched to a locally almost 3-connected and stretched out one. More precisely:

Theorem 1.2. *For any simplicial complex C , there is a simplicial complex C' obtained from C by stretching so that C' is locally almost 3-connected and stretched out or C' has a non-planar link.*

Moreover C has a planar rotation system if and only if C' has a planar rotation system.

The overall structure of the argument is similar to that for problems in structural graph theory with ‘3-connected kernel’ (in such arguments one first proves the 3-connected case, then in a second step deduces the 2-connected case and then finally deduces the general case). In Section 2 we prove the extension of the results of [1] to locally almost 3-connected and stretched out simplicial complexes, Theorem 2.5. In Section 3 we develop the tools to extend this to the locally almost 2-connected case. In Section 4 and Section 5 we extend Theorem 2.5 to general simplicial complexes, which proves Theorem 1.2. Then we prove Theorem 1.1. Finally in Section 6 we describe algorithmic consequences.

For graph theoretic definitions we refer the reader to [3].

2 A Kuratowski theorem for locally almost 3-connected simply connected simplicial complexes

In this section we prove Theorem 2.5, which is used in the proof of the main theorem. First we define the list \mathcal{T} of torus crossing obstructions.

Given a simplicial complex C , a *mega face* $F = (f_i | i \in \mathbb{Z}_n)$ is a cyclic orientation of faces f_i of C together with for every $i \in \mathbb{Z}_n$ an edge e_i of C that is only incident with f_i and f_{i+1} such that the e_i and f_i are locally distinct, that is, $e_i \neq e_{i+1}$ and $f_i \neq f_{i+1}$ for all $i \in \mathbb{Z}_n$. We remark that since in a simplicial complex any two faces can share at most one edge, the edges e_i are implicitly given by the faces f_i . A *boundary component* of a mega face F is a connected component of the 1-skeleton of C restricted to the faces f_i after we delete the edges e_i . Given a cycle o that is a boundary component of a mega face F , we say that F is *locally monotone* at o if for every edge e of o and each face f_i containing e , the next face of F after f_i that contains an edge of o contains the unique edge of o that has an endvertex in common with e and e_{i+1} . Under these assumptions for each edge e of o the number

of indices i such that e is incident with f_i is the same. This number is called the *winding number* of F at o .

A *torus crossing obstruction* is a simplicial complex C with a cycle o (called the *base cycle*) whose faces can be partitioned into two mega faces that both have o as a boundary component and are locally monotone at o but with different winding numbers. We denote the set of torus crossing obstructions by \mathcal{T} .

Remark 2.1. The set of torus crossing obstructions is infinite. Indeed, it contains at least one member for every pair of distinct winding numbers. So it is not possible to reduce it to a finite set. However one can further reduce torus crossing obstruction as follows. First, by working with the class of 3-bounded 2-complexes as defined in [1] instead of simplicial complexes, one may assume that the cycle o is a loop. Secondly, one may introduce the further operation of gluing two faces along an edge if that edge is only incident with these two faces. This way one can glue the two mega faces into single faces. Thirdly, one can enlarge the holes of the mega faces to make them into one big hole (after contracting edges one may assume that this single hole is bounded by a loop). After all these steps we only have one torus crossing obstruction left for any pair of distinct winding numbers. This obstruction consists of three vertex-disjoint loops and two faces, each incident with two loops. The loop contained by both faces is the base cycle o . Here the faces may have winding number greater than one. The faces have winding number precisely one at the other loops.

A *parallel graph* consists of two vertices, called the *branch vertices*, and a set of disjoint paths between them. Put another way, start with a graph with only two vertices and all edges going between these two vertices, now subdivide these edges arbitrarily, see Figure 2.

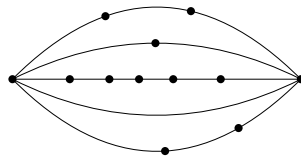


Figure 2: A parallel graph with five paths.

For example, parallel graphs where the branch vertices have degree two are cycles.

Given a simplicial complex C and a cycle o of C , we say that o is a *para-cycle* if all link graphs at the vertices of o are parallel graphs.

Lemma 2.2. *Let C be a simplicial complex. Assume that C has a para-cycle o such that for some edge e of o the link graph L of the contraction $C/(o-e)$ at the vertex $o-e$ is not loop planar. Then a torus crossing obstruction can be obtained from C by deleting faces.*

Proof. Our aim is to define a torus crossing obstruction with base cycle o . For that we define a set of possible mega faces as follows.

The complex $C/(o-e)$ has only one loop and that is e . We denote the two vertices of L corresponding to e by ℓ_1 and ℓ_2 . Since o is a para-cycle, the link graph L is (isomorphic to) a parallel graph with branching vertices ℓ_1 and ℓ_2 . We shall define mega faces such that every edge of the parallel graph incident with ℓ_1 is a face of precisely one of these mega faces. We define these mega faces recursively. So let f be an edge of the parallel graph incident with ℓ_1 that is not already assigned to a mega face. Let P be the path of the parallel graph between ℓ_1 and ℓ_2 that contains f . The edges on that path after f are its consecutives in its mega face. The last edge of that path is incident with ℓ_2 and hence it also corresponds to an edge incident with ℓ_1 . If that face is equal to f we stop. Otherwise we continue with that face as we did with f , see Figure 3.

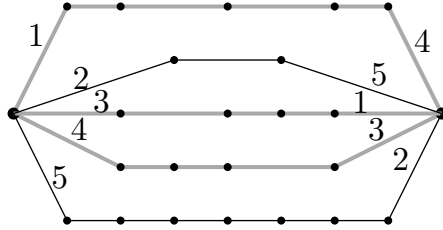


Figure 3: The construction of a mega face in a subdivision of B_5 . The bijection between the edges incident with ℓ_1 and ℓ_2 is indicated by numbers. In grey we marked a set of the edges whose faces form a mega face.

Eventually, we will come back to the face f . This completes the definition of the mega face containing f . This defines a mega face as all interior vertices of these paths have degree two. It is clear from this definition that the mega faces partition the edges of the link graph. Since o is a para-cycle, these mega-faces are also mega-faces of C and the cycle o is a boundary component of each of them. It is straightforward to check that these mega-faces are monotone at o .

It suffices to show that two of these mega faces have distinct winding number at o . Suppose not for a contradiction. Then all mega faces have the

same winding number.

We enumerate the mega faces and let K be their total number. The winding number of a mega face is equal to the number of its traversals of the edge e , that is, its number of faces that – when considered as edges of the link graph – are incident with ℓ_1 . So by our assumption, there is a constant W such that all our mega faces contain precisely W faces incident with e . We enumerate these faces in a subordering of the mega face. More precisely, by $f[k, w]$ we denote the w -th face incident with e on the k -th mega face, where k and w are in the cyclic groups \mathbb{Z}_K and \mathbb{Z}_W , respectively.

We will derive a contradiction by constructing a rotation system of the link graph L that is loop planar. We embed it in the plane such that the rotation system at ℓ_1 is $f[1, 1], f[2, 1], \dots, f[K, 1], f[1, 2], f[2, 2], \dots, f[K, 2], f[1, 3], \dots, \dots, f[K, W], f[1, 1]$.

Then the rotation system at ℓ_2 is obtained from the that of ℓ_1 by replacing each face $f[k, w]$ by $f[k, w + 1]$ and then reversing. Since this shift operation keeps this particular cyclic ordering invariant, the rotation systems at ℓ_1 and ℓ_2 are reverse. So this defines a loop planar embedding of the link graph. Hence L has a loop planar rotation system. This is the desired contradiction to our assumption. Hence two mega faces must have a different winding number. So C contains a torus crossing obstruction. \square

Remark 2.3. Next we define ‘stretched out’. This is a technical condition, which is used only twice in the argument, namely in the proof of Lemma 2.4 and Lemma 2.6 below. We remark that the notion of stretched out as defined here is only intended to be useful for locally 3-connected 2-complexes. There it very roughly says that every edge of degree two has an endvertex whose link graph is every simple.

A simplicial complex is *stretched out* if every edge incident with only two faces has an endvertex x such that the link graph at x is not a subdivision of a 3-connected graph and not a parallel graph whose branching vertices have degree at least three.

Next we define ‘para-paths’, which are similar to para-cycles and analyse them. A path in a simplicial complex C is a *para-path* if

1. the link graphs at all interior vertices of P are parallel graphs, where the branching vertices have degree at least three;
2. the link graphs at the two endvertices of P are subdivisions of 3-connected graphs.

Lemma 2.4. *Let C be a stretched out simplicial complex² with a para-path P . Then the complex C' obtained from C by contracting all edges of the path P has at most one loop.*

Proof. Let v and w be the endvertices of the path P . Since C is a simplicial complex, there is at most one edge between v and w . We will show that no other edge of C becomes a loop in C' .

So let e be an edge of C that has an endvertex u on the path P different from v and w . Thus the vertex u is an interior vertex of P , so $L(u)$ is a parallel graph whose branching vertices have degree at least three. As C is stretched out, the other endvertex x of e has a link graph different from all link graphs at vertices on the para-path P . Thus x does not lie on the para-path P . Thus the edge e is not a loop in the simplicial complex C' . \square




Figure 4: A 3-star, an edge and a 2-cycle with an attached leaf. Free-graphs are subdivisions of these graphs.

A *free-graph* is a subdivision of a 3-star, a path or a cycle with an attached path, see Figure 4. These graphs are ‘free’ in the sense that any rotation system on them defines an embedding in the plane. A graph is *almost 3-connected* if it is a subdivision of a 3-connected graph, a parallel graph or a free-graph. A simplicial complex is *locally almost 3-connected* if all its link graphs are almost 3-connected.

Theorem 2.5. *Let C be a simplicial complex that is locally almost 3-connected and stretched out. The following are equivalent.*

- C has a planar rotation system;
- C has no space minor in $\mathcal{Z} \cup \mathcal{T}$.

As a preparation for the proof of Theorem 2.5, we prove the following analogue of [1, Lemma 4.1]. Recall that an edge e is a *chord* of a cycle o in a simplicial complex if e is not in o but joins two vertices of o .

²In this paper we follow the convention that every edge of a simplicial complex is incident with some face.

Lemma 2.6. *Let C be a simplicial complex that is locally almost 3-connected and stretched out. Then C has a planar rotation system unless*

1. C is not locally planar;
2. there is a para-path P such that C/P is not locally planar at the vertex P ;
3. the contraction $C/(o - e)$ is not locally planar, where o is a chordless cycle and e is an edge of o and o contains an edge aside from e .

Proof. We obtain H from the 1-skeleton of C by deleting all edges of C that are incident with precisely two faces or such that the link graph at one endvertex is a free-graph. Let H' be a connected component of H . We say that a rotation system of C is *planar at H'* if it is planar at all vertices of H' . In order to show that C has a planar rotation system, it suffices to construct for each connected component H' of H a rotation system of C that is planar at H' . Indeed, since the rotators at vertices of degree two are unique, we can combine these rotation systems for the different components of H to a planar rotation system of C . And if the link graph at one endvertex v of an edge e is a free-graph, we can just change the rotator at e in $L(v)$ so as to be the reverse of the rotator at the link graph at e in the other link graph containing e .

First assume that H' just consists of a single vertex. Either C has a rotation system that is planar at H' or the link graph of C at the single vertex of H' is not loop planar. That is, we have the first outcome of the lemma.

Note that vertices whose link graphs are free-graphs are included in this case, as they do not have any outgoing edges in H .

Next assume that all link graphs at vertices of H' are parallel-graphs. Since we may assume that H' contains at least two vertices, each branching vertex of such a parallel graph has degree at least three; and each vertex of H' is incident with precisely two edges (which are the branching vertices in its link graph). So the connected graph H' is a cycle o . In fact, it is a para-cycle.

Our aim is to show that there is a rotation system planar at H' or we get outcome 3 from the lemma. For that we contract the edges of o one by one until a single edge e remains. After each contraction one gets a para-cycle with one fewer vertex. Similarly as [1, Lemma 2.2] one proves that there is a rotation system planar at H' before the contraction of a single edge if and only if there is such a planar rotation system after the contraction. Thus C

has a rotation system planar at H' or the 2-complex $C/(o - e)$ is not loop planar at $o - e$. That is, we have the third outcome of the lemma, as the cycle o of the stretched out simplicial complex C is chordless.

Thus it suffices to consider the case that H' contains a vertex whose link graph is a subdivision of a 3-connected graph. Let X be the set of those vertices of H' where the link graph is a subdivision of a 3-connected graph.

Remark 2.7. If all vertices of H' are in X , the proof of [1, Lemma 4.1] extends almost verbatim to this case. We reduce the general case to [1, Lemma 4.1] as follows.

Vertices of H' not in X have parallel graphs at their links. These vertices have degree one or two in H' . (Indeed, as they are in H' they must be parallel graphs whose (two) branching vertices have degree at least three.)

Thus the graph H' consists of the set X together with some paths between these vertices, or cycles and paths attached at single vertices of X . These paths starting at a single vertex of X must have a deleted edge d of degree three incident with their last vertex. So the link graph at the other endvertex of d is a free graph. We obtain H'' from H' by deleting all the paths attached at a single vertex of X ; here we stress that we do not delete their starting vertex in X and we do not delete attached cycles. Note that there is a rotation system that is planar for H' if and only if there is a rotation system that is planar for H'' .

Let C' be the simplicial complex obtained from C contracting all but one edge from every path of H'' between two vertices of X or every cycle of H'' containing precisely one vertex of X . Then C' is a 3-bounded 2-complex such that the link graph at every vertex of X is a subdivision of a 3-connected graph. As C is stretched out, no edge of degree two is a loop in C' . The 2-complex C' has one loop for every cycle of H'' containing a single vertex of H , and no further loops by construction.

As contractions of non-loops and their inverse operations preserve the existence of planar rotation systems in locally 2-connected 2-complexes by [1, Lemma 2.2] and local 2-connectivity is preserved by contraction by [1, Lemma 3.4], there is a planar rotation system for H'' in C if and only if there is a planar rotation system for X in C' . The same proof of as that of [1, Lemma 4.1] gives that there is a planar rotation system for X in C' unless one of the following occurs.

1. C' is not locally planar;

2. there is a non-loop e of C' such that C'/e is not locally planar at the vertex e ;
3. the contraction $C'/(o - e)$ is not locally planar, where o is a chordless cycle and e is an edge of o and o contains an edge aside from e .

In the first case, let v' be the vertex of C' whose link graph is not loop-planar. Let v be the unique vertex of X contracted onto v' . If the link graph at v of C is not planar, we have outcome 1 of Lemma 2.6. Hence we may assume that this is not the case, and so the link graph $L(v)$ is planar, and so also $L(v')$ is planar – but not loop-planar. As the link graph $L(v')$ is a subdivision of a 3-connected graph, there is a single loop e of C' that witnesses that the link graph $L(v')$ is not loop planar. Let o be the unique cycle of H'' containing e . Then the 2-complex $C'/(o - e)$ is not loop planar at the contraction vertex. Hence we have outcome 3 of Lemma 2.6, as the cycle o of the stretched out simplicial complex C is chordless.

In the second case, the edge e is a path of C all whose interior vertices have parallel graphs at their links. Hence we get a para-path as in outcome 2 of Lemma 2.6.

In the third case, each edge of the cycle o is a path of C , and all these paths together form a cycle of C . This cycle has no chord as o has no chord. We pick an arbitrary edge on the path for e , and we get outcome 3 of Lemma 2.6. \square

Proof of Theorem 2.5. By Lemma 2.2 we may assume that C has no para-cycle o such that for some edge e of o the contraction $C'/(o - e)$ is not loop planar at the vertex $o - e$.

Next we treat the case that C has a para-path P such that the link graph $L(P)$ of C/P at P is not loop planar. The link graph $L(P)$ is the vertex-sum of the link graphs at the vertices of P . Thus it is a subdivision of a 3-connected graph by [1, Lemma 3.4]. By Lemma 2.4, C/P has at most one loop, which is incident with $L(P)$. By [1, Lemma 6.6] or [1, Lemma 6.12] C' has a space minor that is a generalised cone or a looped generalised cone that is not loop planar at its top, respectively. In the first case we deduce by [1, Lemma 6.11] that C' has a space minor in \mathcal{Z}_1 . In the second case we deduce similarly as in the last paragraph of the proof of [1, Theorem 6.16] that C' has a space minor in \mathcal{Z}_2 .

Having treated the above cases the rest of the proof of Theorem 2.5 is analogue to the proof of [1, Theorem 6.16] except that we refer to Lemma 2.6 instead of [1, Lemma 4.1]. \square

3 Stretching local 2-separators

In this section we define stretching at local 2-separators and prove basic properties of this operation. This operation is necessary for Theorem 1.2.

A *2-separator* in a 2-connected graph³ L is a pair of vertices (a, b) such that $L - a - b$ has at least two connected components.

Given a simplicial complex C with a vertex v such that its link graph $L(v)$ is 2-connected and has a 2-separator (a, b) , the simplicial complex C_2 obtained from C by *stretching* $\{a, b\}$ at v is defined as follows, see Figure 5.

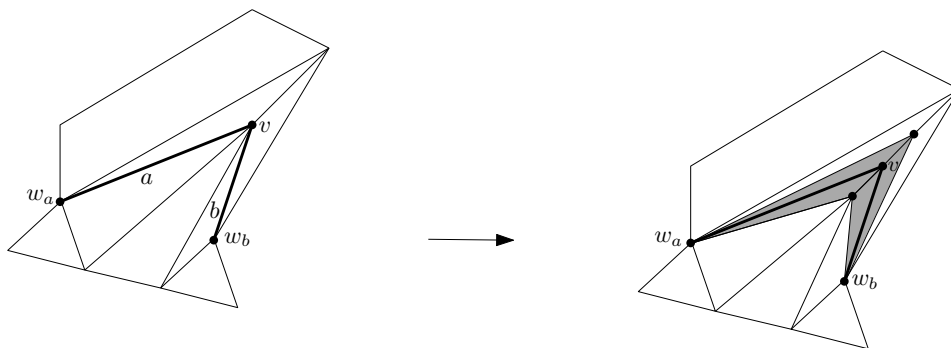


Figure 5: If we stretch the highlighted pair of edges in the simplicial complex on the left, we obtain the one on the right. The newly added faces are depicted in grey.

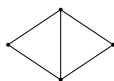


Figure 6: The simplicial complex Δ_2 .

We denote by Δ_2 the simplicial complex obtained from two disjoint faces of size three by gluing them together at an edge, see Figure 6. Let Δ_n^+ be the simplicial complex obtained by gluing n copies of Δ_2 together at a path of length two whose endvertices have degree two in Δ_2 (this is uniquely defined up to isomorphism), see Figure 7.

³In this paper we will only consider 2-separators of link graphs of simplicial complexes; such link graphs do not have parallel edges or loops. For multigraphs, it seems suitable to also consider (a, b) a 2-separator if there are two parallel edges between them and $L - a - b$ is not empty or a and b have three parallel edges in between.

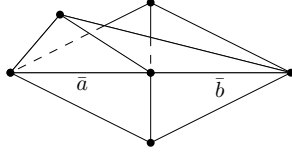


Figure 7: The simplicial complex Δ_3^+ with the gluing edges labelled \bar{a} and \bar{b} .

Informally, we obtain C_2 from C by replacing the edges a and b by Δ_n^+ , where n is the number of components of $L(v) - a - b$. More precisely, the simplicial complex C_2 is defined as follows. Let n be the number of components of $L(v) - a - b$. We denote the gluing edges of Δ_n^+ by \bar{a} and \bar{b} . We label the vertices of Δ_n^+ incident with neither \bar{a} nor \bar{b} by the components of $L(v) - a - b$.

In our notation we suppress a bijection between vertices of C and Δ_n^+ as follows. We label the common vertex of the edges of \bar{a} and \bar{b} by v . We denote the endvertex of the edge a in C different from v by w_a ; and we label the endvertex of the edge \bar{a} different from v by w_a . Similarly, we denote the endvertex of the edge b in C different from v by w_b ; and we label the endvertex of the edge \bar{b} different from v by w_b .

- The vertex set of C_2 is union of the vertex set of C together with the vertex set of Δ_n^+ , in formulas: $V(C_2) = V(C) \cup V(\Delta_n^+)$. We stress that the sets $V(C)$ and $V(\Delta_n^+)$ share the vertices v , w_a and w_b and hence these vertices appear in $V(C_2)$ only once as $V(C_2)$ is just a set and not a multiset;
- the edge set of C_2 is (in bijection with) the edge set of C with the edges a and b replaced by the set of edges of Δ_n^+ , in formulas: $E(C_2) = (E(C) - a - b) \cup E(\Delta_n^+)$. The incidences between vertices and edges are as in C or Δ_n^+ , except for those edges of C that have the vertex v as an endvertex. This defines all incidences of edges except those of C that have the endvertex v . Given an edge x of C incident with v , and denote its other endvertex by x' . Then its corresponding edge of C_2 has the endvertices x' and the vertex of Δ_n^+ that is the component of $L(v) - a - b$ containing x . This completes the definition of the edges of C_2 . We stress that the vertex w_a of C_2 is incident with those edges of $C - a - b$ with endvertex w_a and those edges of Δ_n^+ with endvertex w_a ;

- the faces of C_2 are the faces of C together with the faces of Δ_n^+ ; in formulas: $F(C_2) = F(C) \cup F(\Delta_n^+)$. We stress that the sets $F(C)$ and $F(\Delta_n^+)$ are disjoint. The incidences between edges and faces are as in C or Δ_n^+ , where defined. This defines all incidences of faces except for those faces f of C incident with the edges a or b , which are defined as follows. There are three cases:
 - if f is a face of C incident with both the edges a and b , then in C_2 these incidences are replaced by incidences with the edges \bar{a} and \bar{b} ;
 - if f is a face of C incident with the edge a but not b , then in C_2 the incidence of f with a is replaced with an incidence with the edge w_ax of Δ_n^+ ; where x is the component of $L(v) - a - b$ such that in $L(v)$ the edge f joins a with a vertex of x ;
 - similarly, if f is a face of C incident with the edge b but not a , then in C_2 the incidence of f with b is replaced with an incidence with the edge w_bx of Δ_n^+ ; where x is the component of $L(v) - a - b$ such that in $L(v)$ the edge f joins b with a vertex of x .

This completes the definition of stretching a 2-separator at a vertex.

We refer to the vertices of C_2 that are not in $V(C) - v$ as the *new vertices*, other vertices of C_2 are called *old*.

The link graph at w_a of C is obtained from the link graph at w_a in C_2 by contracting all edges incident with the vertex \bar{a} . Note that w_a cannot be incident with b as C is a simplicial complex.

Example 3.1. In Figure 8 we explain how the link graphs of Figure 5 change.

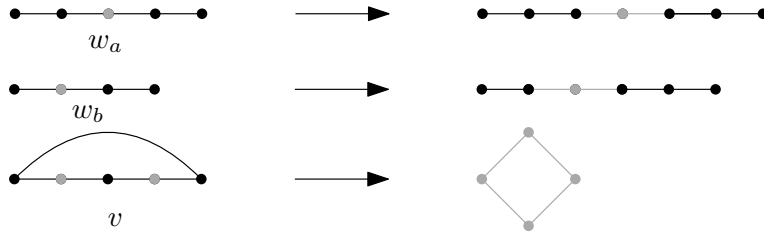


Figure 8: On the left we see the link graphs at the vertices w_a , w_b and v of the simplicial complex in Figure 5. On the right we see the link graphs after the stretching at (a, b) . The vertices a and b and the new vertices and edges in the link graphs are depicted in grey.

The (*abbreviated*) *degree-sequence* of a graph is the sequences of degrees of its vertices, ordered by size, where we leave out the degrees which are at most two. We compare degree-sequences in the lexicographical order.

Lemma 3.2. *Let C_2 be a simplicial complex obtained from C by stretching the 2-separator (a, b) at v . Then at each vertex of C aside from v , the degree-sequence at its link in C_2 is at most the degree-sequence at its link in C . At all new vertices of C_2 the degree-sequence at the link is strictly smaller than the degree-sequence of the link graph at v in C – unless the link graph at v in C is a parallel graph or $L(v) - a - b$ has two components and one is a path.*

Proof. Coadding a star at a vertex cannot increase the abbreviated degree-sequence, hence the lemma is true at old vertices of C_2 . So it remains to prove the lemma for the new vertices of C_2 as it is obvious at the others. As the link graph $L(v)$ at v in C is not a parallel graph, the degree-sequence at the link at v in C_2 is strictly smaller than that in C . Now let X be a component of $L(v) - a - b$. If $L(v) - a - b$ has at least three components, then the degree-sequence at the link at X in C_2 is strictly smaller the degree-sequence of the link graph at v in C . This is also true if $L(v) - a - b$ has only two components and the other component has a vertex of degree greater than two; that is, is not a path. This completes the proof of the lemma. \square

The *degree-parameter* of a 2-complex is the sequence of degree-sequences of all its link graphs, ordered by size. We compare degree-parameters in the lexicographical order.

Lemma 3.3. *Let C be a simplicial complex such that all link graphs are 2-connected or free-graphs. Then we can apply stretchings at local 2-separators of 2-connected link graphs such that the resulting simplicial complex is locally almost 3-connected.*

Before we prove this, we need a definition. A 2-separator (x, y) in a graph G is *proper* unless $G - x - y$ has precisely two components and one of them is a path and xy is not an edge.

Proof. If C has a 2-connected link graph that is not a parallel graph or a subdivision of a 3-connected graph, it contains a proper 2-separator and we stretch at that 2-separator. Link graphs at other vertices remain 2-connected or free graphs, respectively. By Lemma 3.2 the degree-parameter goes down and hence this process has to stop after finitely many steps – with the desired simplicial complex. \square

Until the rest of this section we fix a simplicial complex C with a vertex v such that the link $L(v)$ is 2-connected and let (a, b) be a 2-separator of $L(v)$. We denote the simplicial complex obtained from C by stretching (a, b) at v by C_2 .

Remark 3.4. C can be obtained from C_2 as follows. First we contract the edges incident with the vertex v except for \bar{a} and \bar{b} . We relabel \bar{a} by a and \bar{b} by b . We obtain some faces of size two, we refer to these faces as *tiny* faces. Then we contract all these tiny faces. This gives C .

We say that an operation, such as contracting an edge, is an *equivalence* for a property, such as the existence of a planar rotation systems, if a simplicial complex has that property if and only if the simplicial complex after applying this operation has this property.

In [1, Lemma 2.2] it is shown that contracting a non-loop edge where the link graph at both endvertices are 2-connected is an equivalence for the existence of planar rotation systems. Contracting a face of size two is not always an equivalence for the existence of planar rotation systems but here the contracted faces have the following additional property.

A face f incident with only two edges e_1 and e_2 is *redundant* if there is a vertex v incident with f such that in C/f in any planar rotation system of the link graph $L(v)$ at the rotator at f , the edges incident with e_1 in the link at v for C form an interval. (This implies that also the edges incident with e_2 in the link at v for C form an interval.)

The following is obvious.

Observation 3.5. *Let C' be obtained from C by contracting a redundant face. If C' has a planar rotation system, then C has a planar rotation system.* \square

Observation 3.6. *Tiny faces (as defined in Remark 3.4) are redundant.*

Proof. Let X be a component of $L(v) - a - b$. Since $L(v)$ is 2-connected, the edges between a and X form an interval in any rotator at a for any embedding of $L(v)$ in the plane. The same is true for ‘ b ’ in place of ‘ a ’. \square

Lemma 3.7. *The simplicial complex C has a planar rotation system if and only if the simplicial complex C_2 has a planar rotation system.*

Proof. It is shown in [1, Lemma 2.2] that contracting a non-loop edge where the link graph at both endvertices are 2-connected is an equivalence for the existence of planar rotation systems.

By [1, Lemma 6.4] contracting a face of size two preserves the existence of planar rotation systems. So contracting tiny faces is an equivalence for the existence of planar rotation systems by Observation 3.5 and Observation 3.6.

Hence all the operation that transform the simplicial complex C_2 to C as described in Remark 3.4 are equivalences. Thus stretching at local 2-separators is an equivalence for planar rotation systems. \square

The following is geometrically clear, see Figure 5, and we will not use it in our proofs.

Lemma 3.8. *If C embeds in 3-space, then also C_2 embeds in 3-space.* \square

Remark 3.9. Also the converse of Lemma 3.8 is true.

4 Stretching a local branch

In this section we define stretching local branches and prove basic properties of this operation. This operation is necessary for Theorem 1.2.

Given a connected graph G with a cut-vertex v , a *branch* at v is a connected component X of $G - v$ together with the vertex v (and all edges between X and v). A *branch of G* is a branch at some cut-vertex of G . For any branch B , there is a unique vertex v such that B is a branch at v ; we refer to that vertex v as *the cut-vertex* of the branch B .

Given a 2-complex C with a vertex v such that the link graph $L(v)$ at v is connected and a branch B of $L(v)$, the complex $C[B]$ obtained from C by *pre-stretching* B is defined as follows, see Figure 9. We denote the cut-vertex of the branch B by e ; and remark that e is an edge of the simplicial complex C .

- The vertex set of $C[B]$ is that of C together with one new vertex, which we denote by $v[B]$, in formulas: $V(C_1) = V(C) \cup \{v[B]\}$;
- the edge set of $C[B]$ is (in bijection with) the edge set of C together with one additional edge, which we denote by $e[B]$, in formulas: $E(C[B]) = E(C) \cup \{e[B]\}$; The incidences between edges and vertices are as in C except for those edges $z \neq e$ of C that are vertices of the branch B . Such edges are incident with the new vertex $v[B]$ in place of v , the other endvertex is not changed. The edge $e[B]$ has the endvertices v and $v[B]$;
- the faces of $C[B]$ are (in bijection with) the faces of C ; in formulas: $F(C[B]) = F(C)$. The incidences between faces and edges are as in C

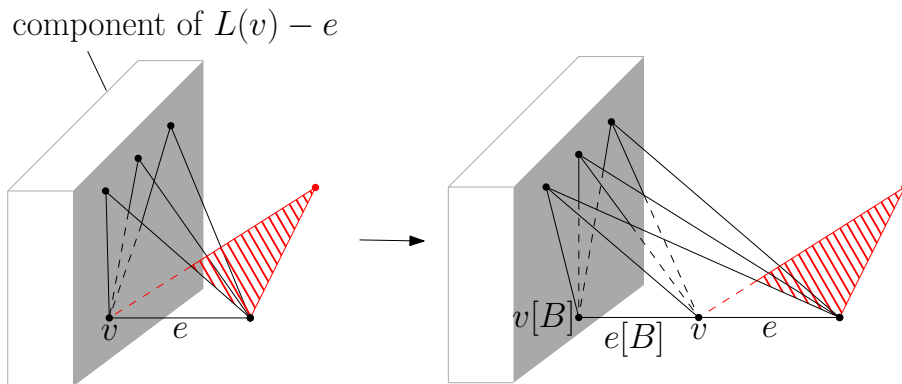


Figure 9: The 2-complex on the right is obtained from the 2-complex on the left by stretching the branch B , which consists of the grey box together with the three faces attaching at the grey box. Stretching is defined like pre-stretching but there we additionally subdivide faces to make them all have size three.

except for those faces of C that are incident with the edge e and are in the link graph $L(v)$ edges of the branch B . These faces now have size four. They are now additionally incident with the edge $e[B]$.

This completes the definition of pre-stretching the branch B at v . *Stretching* the branch B is defined the same way except that we additionally subdivide each face f of size four once. Namely we add a subdivision-edge between the vertex v and the unique vertex of the face that is not in the edge e and different from $v[B]$. Hence for any simplicial complex C any stretching at a branch is again a simplicial complex.

See Figure 10 for an example illustrating how the link changes at the vertex v and how the link looks like at the vertex $v[B]$.

Until the rest of this section we fix a simplicial complex C with a vertex v such that the link graph $L(v)$ is connected and let B be a branch of that link. We denote the simplicial complex obtained from C by stretching B by $C[B]$.

Remark 4.1. The simplicial complex C can be obtained from $C[B]$ as follows. First we contract the edge $e[B]$. This makes the faces incident with $e[B]$ in $C[B]$ have size two. Then we contract these faces. This gives C . The contracted faces are incident with an edge that is incident with only one other face.

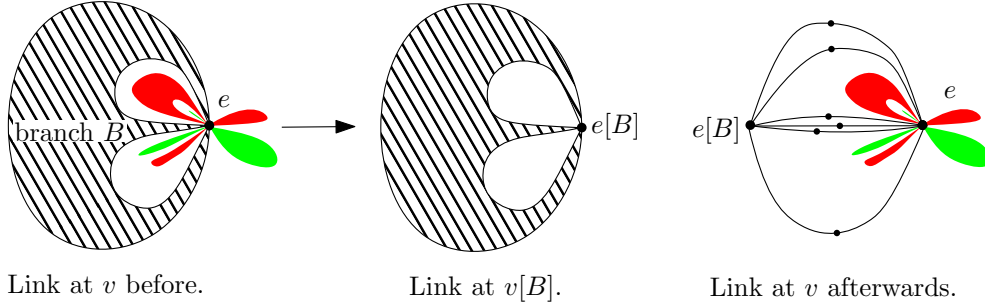


Figure 10: On the left we see the link graph of a vertex v with a cut-vertex e and a branch B . On the right we see the link graphs of the two vertices obtained from the link graph of v by stretching B .

Lemma 4.2. *The simplicial complex $C[B]$ has a planar rotation system if and only if C has a planar rotation system.*

Proof. Let Σ be a planar rotation system of the simplicial complex C . We define⁴ a rotation system Σ' of the simplicial complex $C[B]$ by taking the same rotator as Σ at every edge except for $e[B]$ and other new edges, which are incident with two faces. At the edges incident with two faces we take the unique cyclic ordering of size two. The rotator at the edge $e[B]$ is constructed from the rotator at the edge e for Σ by restricting it to the faces incident with the edge $e[B]$.

This rotation system is obviously planar at all vertices of $C[B]$ except for the vertex v and $v[B]$. We denote by Π the rotation system induced by Σ of the link graph of C at the vertex v . By the construction given directly after [1, Lemma 5.3], Π induces a planar rotation system Π_1 at the branch B , and Π induces a planar rotation system Π_2 at the minor of the link graph at v in C obtained by contracting $B - e$ to a single vertex. It is immediate that the rotation system induced by Σ' at $v[B]$ is Π_1 , and the rotation system induced by Σ' at v is Π_2 . Hence the rotation system Σ' is planar for the simplicial complex $C[B]$.

By [1, Lemma 2.2] contracting an edge preserves the existence of pla-

⁴Faces incident with the edge e in C correspond in $C[B]$ either to a single face of size three or two faces of size three obtained from a face of size four by subdivision. This induces a bijective map from the faces incident e in C to the faces incident with e in $C[B]$, and an injective partial map from the faces incident e in C to the faces incident with $e[B]$ in $C[B]$. In order to simplify the presentation of the definition we suppress these two maps.

nar rotation systems, and by [1, Lemma 6.4] contracting a face of size two preserves the existence of planar rotation systems. Hence by Remark 4.1 if $C[B]$ has a planar rotation system, then C has a planar rotation system. \square

The following is geometrically clear, see Figure 9, and we will not use it in our proofs.

Lemma 4.3. *If C embeds in 3-space, then also $C[B]$ embeds in 3-space.* \square

Remark 4.4. Also the converse of Lemma 4.3 is true.

5 Increasing local connectivity

In the first three subsections of this section we define stretchings and prove basic properties; these are necessary for Theorem 1.2. The fourth subsection is a preparation for the last subsection, in which we prove Theorem 1.2, and Theorem 1.1.

5.1 The operation of stretching edges

Let C be a 2-complex and let e be an edge of C incident with two faces f_1 and f_2 . Assume that there is an endvertex v of the edge e such that in any planar rotation system of the link graph $L(v)$ at v the edges f_1 and f_2 are adjacent in the rotator at e . The complex C' obtained from C by *pre-stretching the edge e in the direction of f_1 and f_2* is obtained from C as follows, see Figure 11. We replace the edge e by two new edges e_1 and e_2 , both with the same endvertices as e . We add a face of size two only incident with e_1 and e_2 . The faces f_1 and f_2 are incident with e_1 instead of e , all other faces incident with e in C are incident with e_2 instead. This completes the definition of pre-stretching an edge. *Stretching* an edge is defined the same way except that additionally we subdivide the new face of size two to obtain a simplicial complex, see Figure 12.

Example 5.1. The assumption for stretching an edge e is particularly easy to verify if the link graph $L(v)$ is 3-connected. Indeed, then by a theorem of Whitney, we just need to check whether for a particular embedding of the link graph $L(v)$ the edges f_1 and f_2 are adjacent.

Remark 5.2. The inverse operation of pre-stretching an edge e to a face $\{e_1, e_2\}$ is contracting the face $\{e_1, e_2\}$ to the edge e as defined in [1].

Lemma 5.3. *Let C' be obtained from C by pre-stretching an edge e . Then C' has a planar rotation system if and only if C has a planar rotation system.*

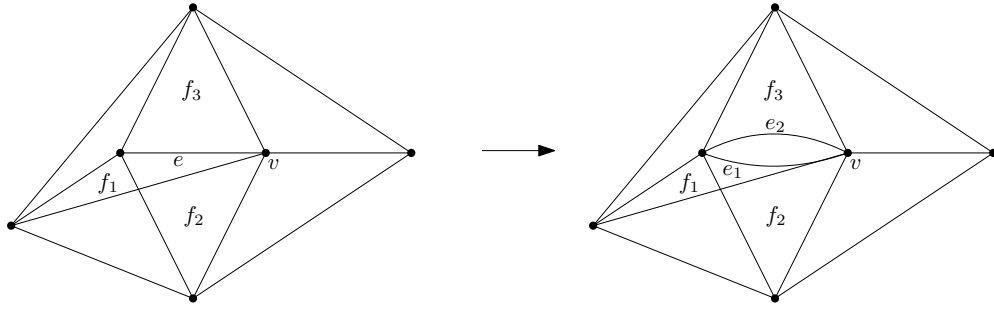


Figure 11: The graph on the left defines a simplicial complex by adding faces on all cycles of size three. We obtain the 2-complex on the right by pre-stretching the edge e in the direction of the faces f_1 and f_2 . Its faces are all triangles of the graph on the left except that the edge e_1 is only incident with the two faces f_1 and f_2 and the new face $\{e_1, e_2\}$ and the edge e_2 is only incident with the face f_3 and the new face $\{e_1, e_2\}$.

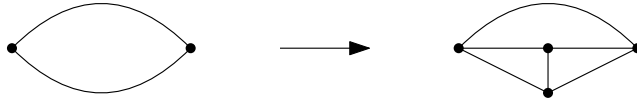


Figure 12: Subdivision of a face of size two to a simplicial complex.

Proof. Let Σ be a planar rotation system of the 2-complex C . We denote the two new edges of the 2-complex C' by e_1 and e_2 . We obtain a rotation system Σ' of the 2-complex C' from Σ by taking the same rotators at all edges of the 2-complex C' except for e_1 and e_2 . By assumption, the faces f_1 and f_2 along which we pre-stretch the edge e are adjacent in the rotator at the edge e . We define the new rotator at the edge e_1 to be the rotator of the edge e restricted to the adjacent faces f_1 and f_2 and we add the new face $\{e_1, e_2\}$ in place of the interval formed by the deleted faces. Similarly, we define a rotator at the edge e_2 : we delete from the rotator at e the faces f_1 and f_2 and add the face $\{e_1, e_2\}$ in the interval formed by the two deleted faces. It remains to check that the rotation system Σ' is planar. This is immediate at all vertices except for the two endvertices of the edge e . For the two endvertices, note that pre-stretching the edge e has the effect on the link graph as coadding an edge at the vertex e . As the edges f_1 and f_2 of the link graphs are adjacent, the coaddition can be done within the embeddings of the link graphs given by Σ .

By [1, Lemma 6.4], contracting a face of size two preserves the existence of planar rotation systems. Hence by Remark 5.2 if C' has a planar rotation system, then C has a planar rotation system. \square

The following is geometrically clear, see Figure 11, and we will not use it in our proofs.

Lemma 5.4. *Let C' be obtained from C by stretching an edge e . If C embeds in 3-space, then also C' embeds in 3-space.* \square

Remark 5.5. Also the converse of Lemma 5.4 is true.

5.2 The operation of contracting edges

An edge e in a 2-complex C is *reversible* if the 2-complex C has a planar rotation system if and only if the 2-complex C/e has a planar rotation system.

A *para-star* is a graph obtained from a family of disjoint parallel graphs by gluing them together at a single vertex.

Lemma 5.6. *Let e be a non-loop edge with endvertices v and w of a 2-complex C such that the link graphs $L(v)$ and $L(w)$ are para-stars and the vertex e is a maximum degree vertex in both of them. Then the edge e is reversible.*

Proof. By [1, Lemma 2.2], it suffices to show how any planar rotation system Σ on the 2-complex C/e induces a planar rotation system Σ' on the 2-complex C . Letting Σ' to be equal to Σ at all edges of C not incident with v or w , it suffices to show the following.

Sublemma 5.7. *Let $L(v)$ and $L(w)$ be para-stars and let the vertex e have maximal degree in both of them. Let $L(e)$ be the vertex sum of $L(v)$ and $L(w)$ along e . For any planar rotation system Π of the graph $L(e)$, there are planar rotation systems of the graphs $L(v)$ and $L(w)$ that are reverse of one another at the vertex e , and otherwise agree with the rotation system Π .*

Proof. Throughout we assume in the graphs $L(v)$ and $L(w)$, the vertex e is adjacent to any other vertex. This easily implies the general case by suppressing suitable degree two vertices as rotators at such vertices are unique.

We prove this by induction on the number of branches of the graph $L(v)$. The base case is that the graph $L(v)$ is a parallel graph. Then the graph $L(e)$ is isomorphic to the graph $L(w)$. So a planar rotation system on the graph $L(e)$ induces a planar rotation system on the graph $L(w)$. And there is a unique planar rotation system on the graph $L(v)$ whose rotator at e is reverse to the rotator at e in that planar rotation system of $L(w)$.

So we may assume that the graph $L(v)$ has at least two branches. We split into two cases.

Case 1: the graph $L(e)$ is disconnected. We consider $L(e)$ as a bipartite graph with the vertex set of $L(v) - e$ on the left and the vertex set of $L(w) - e$ on the right. As every vertex of $L(e)$ is incident with an edge, there are two vertices of $L(v) - e$ in different connected components of the bipartite graph $L(e)$. Denote these two vertices by y and z . We obtain $L(v)'$ from $L(v)$ by identifying the vertices y and z into a single vertex. Denote that new vertex by u . We denote the vertex sum of $L(v)'$ and $L(w)$ along e by $L(e)'$. The graph $L(e)'$ is equal to the graph obtained from $L(e)$ by identifying the vertices y and z . Thus any planar rotation system of the graph $L(e)$ induces a planar rotation system of the graph $L(e)'$ by sticking the rotation systems at the vertices y and z together so that the rotator at the new vertex u contains the edges incident with the vertex y or z , respectively, as a subinterval. By induction such a rotation system induces planar rotation systems at the graphs $L(v)'$ and $L(w)$. This planar rotation system at the graph $L(v)'$ induces a rotation system on the graph $L(v)$ by splitting the rotator at u into the two subintervals for the vertices y and z . This induced rotation system is planar for $L(v)$ as the rotators for y and z are subintervals of the rotator for u .

Case 2: not Case 1, so the graph $L(e)$ is connected. As above, we consider $L(e)$ as a bipartite graph, and let a planar rotation system of the graph $L(e)$ be given. Since the left side has at least two vertices, there is a vertex on the right of the connected bipartite graph $L(e)$ that has two neighbours on the left. Pick such a vertex x . We pick neighbours y and z of x in $L(v) - e$ such that there are edges e_y between y and x and e_z between z and x such that these two edges are incident in the rotator at the vertex x . Let $L(v)'$ be the graph obtained from $L(v)$ by identifying the vertices y and z to a single vertex. Call that new vertex u . We denote the vertex sum of $L(v)'$ and $L(w)$ along e by $L(e)'$. The graph $L(e)'$ is equal to the graph obtained from $L(e)$ by identifying the vertices y and z . The chosen planar rotation system of the graph $L(e)$ induces a rotation system for the graph $L(e)'$ by sticking the rotation systems at the vertices y and z together so that the rotator at the new vertex u contains the edges incident with the vertex y or z , respectively, as a subinterval. By the choice of y and z this rotation system is planar. By induction this planar rotation system on $L(e)'$ induces planar rotation systems on the graphs $L(v)'$ and $L(w)$. This planar rotation system at the graph $L(v)'$ induces a rotation system on the graph $L(v)$ by splitting the rotator at u into the two subintervals for the vertices y and z . This induced rotation system is planar for $L(v)$ as the rotators for y and z are subintervals of the rotator for u . \square

To summarise the proof of Lemma 5.6, we define the planar rotation system Σ' for the 2-complex C as indicated above, and we choose the rotators at the edges incident with the vertices v or w as induced in the sense of Sublemma 5.7 by the rotation system of the link graph $L(e)$ at the vertex e of the 2-complex C/e . \square

5.3 The definition of stretching

We say that a simplicial complex \tilde{C} is obtained from a simplicial complex C by *stretching*, if it is obtained from C by applying successively operations of the following types:

1. stretching local branches at connected link graphs;
2. 2-stretching at local 2-separators of 2-connected link graphs;
3. stretching edges;
4. contracting reversible edges that are not loops;

5. splitting vertices.

We also call \tilde{C} a *stretching* of C .

Lemma 5.8. *Assume C' is a stretching of C . Then C has a planar rotation system if and only if C' has a planar rotation system.*

Proof. In the language introduced above we are to show that all five stretching operations are equivalences for the property ‘existence of planar rotation systems’. For the first operation it is proved in Lemma 4.2, for the second it is proved in Lemma 3.7, and for the third it is proved in Lemma 5.3 for pre-stretchings of edges, and so the result for stretchings follows. For the fourth operation it is true by the definition of reversible. Splitting vertices is clearly an equivalence for the existence of planar rotation systems. \square

5.4 Increasing the local connectivity a bit

A 2-complex is *locally almost 2-connected* if all its link graphs are 2-connected or free graphs. The following is a key step towards Theorem 1.2.

Theorem 5.9. *Any simplicial complex C has a stretching C' that is a simplicial complex so that C' is locally almost 2-connected or C' has a non-planar link graph.*

Before we prove Theorem 5.9, we need some preparation. A *star of parallel graphs* is a graph that is not 2-connected and is obtained from a set of disjoint parallel graphs by gluing them together at a single vertex.

Example 5.10. The only parallel graphs that are stars of parallel graphs are paths. Stars of parallel graphs are 2-connected para-stars.

Lemma 5.11. *Let C be a simplicial complex that is locally connected. Then there is a simplicial complex \tilde{C} that is obtained from C by stretching local branches such that every link graph of \tilde{C} is 2-connected or a star of parallel graphs.*

Proof. We will prove this by induction. The base case is that every link graph is 2-connected or a star of parallel graphs. Next we consider the case that each link graph has at most one cut-vertex. Let v be a vertex of the simplicial complex C such that its link graph has a cut-vertex e . Then all branches of e are 2-connected graphs. We stretch all branches of e that are not parallel graphs, one after the other. Then the link at v becomes a star of parallel graphs and all other new link graphs are 2-connected. The old link

graphs, those at vertices of C aside from v , do not change except possibly for subdividing edges⁵. We apply this recursively to all link graphs with cut-vertices, and so reduce this case to the base case.

Next suppose that there is a vertex v such that its link graph has at least two cut-vertices. Let e_1 be an arbitrary cut-vertex of that link graph. And let B be a branch of e_1 containing another cut-vertex e_2 . Then we stretch B . All link graphs at vertices of C aside from v are not changed (except for possibly subdividing edges). The vertex v is replaced by two new vertices. Each cut-vertex of the link graph of v is in precisely one of the two new link graphs, and e_1 and e_2 are in different link graphs. Hence both new link graphs have strictly less cut-vertices than the link graph of v . Hence we can apply induction (on the sequence of numbers of cut-vertices of link graphs, ordered by size and compared in lexicographical order).

□

Proof of Theorem 5.9. The *cutvertex-degree* of a simplicial complex C is the maximal degree of a cutvertex of a link graph of the simplicial complex C . We prove Theorem 5.9 by induction on the cutvertex-degree. So let C be a simplicial complex with cutvertex-degree a .

We obtain C_1 from C by splitting all vertices whose link graphs are disconnected. The simplicial complex C_1 is locally connected. By Lemma 5.11 there is a stretching C_2 of the simplicial complex C_1 such that all its link graphs are 2-connected or stars of parallel graphs.

If the cutvertex-degree a is at most three, then all link graphs of C_2 are 2-connected or stars of parallel graphs where the unique cut-vertex has degree at most three. Graphs of the second type are always free, see Figure 4. This completes the proof if the cutvertex-degree is at most three, so from now on let the cutvertex-degree a be at least four.

We say that a simplicial complex C is *a-nice* if all its link graphs are 2-connected, or stars of parallel graphs whose cutvertex has degree precisely a or else have maximum degree strictly less than a . For example the simplicial complex C_2 is *a-nice*. We say that a simplicial complex C is *a-structured* if all its link graphs are parallel graphs, or stars of parallel graphs whose cutvertex has degree precisely a or else have maximum degree strictly less than a . For example, every *a-structured* simplicial complex is *a-nice*.

Sublemma 5.12. *Assume C_2 is a-nice. There is a stretching C_3 of C_2 that is a-structured or else has a non-planar link.*

⁵The vertices v' of C where those subdivisions occur are those such that there is an edge e' between v and v' such that e' is a vertex of one of the branches we stretch.

Proof. We prove this sublemma by induction on the degree-parameter as defined in Section 3. So let C_2 be an a -nice simplicial complex such that all a -nice simplicial complexes with strictly smaller degree-parameter have a stretching that is a -structured or has a non-planar link.

We may assume that the simplicial complex C_2 is not a -structured; that is, it has a vertex v such that the link graph $L(v)$ is 2-connected but no parallel graph and $L(v)$ has vertex e of degree at least a . Also we may assume that $L(v)$ is planar.

Case 1: the vertex e is not contained in a proper 2-separator of $L(v)$. Since embeddings of 2-connected graphs in the plane are unique up to flipping at 2-separators by a theorem of Whitney, any embedding of the graph $L(v)$ in the plane has the same rotator at the vertex e (up to reversing). Take two edges f_1 and f_2 incident with the vertex e that are adjacent in the rotator. Now we stretch the edge e of C_2 in the direction of the faces corresponding to f_1 and f_2 . The link graphs at all vertices of C_2 except for v and the other endvertex w of the edge e of C_2 do not change. In the link graphs for v and w the vertex e is replaced by two new vertices (and a path of length two joining them), each of strictly smaller degree than e , as its degree a is at least four. This new simplicial complex C_3 has strictly smaller degree-parameter than C_2 .

In order to be able to apply induction, we need to show that C_3 is a -nice. The link graph at v is still 2-connected in C_3 . If the link graph at w in C_2 is 2-connected, this is still true in C_3 . Hence it remains to consider the case that it is a star of parallel graphs. In this case the vertex e must be the cutvertex of $L(w)$ by the choice of a . Then in the simplicial complex C_3 , the link graph at w has maximum degree less than a . Thus C_3 is a -nice and we can apply the induction hypothesis. So C_3 has a stretching of the desired type, and C_3 is a stretching of C_2 . This completes the induction step in this case.

Case 2: not Case 1. Then the vertex e is contained in a proper 2-separator of $L(v)$. Let x be the other vertex in that 2-separator. We obtain C_3 from C_2 by stretching at the 2-separator $\{e, x\}$. The simplicial complex C_3 has strictly smaller degree-sequence than C_2 by Lemma 3.2. We verify that C_3 is a -nice. All link graphs at new vertices are still 2-connected in C_3 . Let w and w' be the endvertices of the edges e and x aside from v , respectively. Hence it remains so show that the link graphs at w and w' in C_3 are 2-connected, stars of parallel graphs whose cutvertex has degree a or have maximal degree less than a . If the link graph at w in C_2 is 2-connected, it is also 2-connected in C_3 (as coadding a star preserves 2-connectedness). Hence we may assume that the link graph at w in C_2 is a star of parallel

graphs. and e is its cutvertex by the choice of a . Then either $L(w)$ is still a star of parallel graphs in C_3 or else it has maximum degree less than a . The same analysis applies to the vertex ‘ w' ’ in place of ‘ w ’. Thus C_3 is a -nice. So by induction there is a stretching of C_3 of the desired type, and C_3 is a stretching of C_2 . This completes the induction step, and hence the proof of this sublemma. \square

Let C_3 be stretching of the simplicial complex C_2 as in Sublemma 5.12. If C_3 has a non-planar link, we are done. Hence we may assume that the simplicial complex C_3 is a -structured. If C_3 has cutvertex-degree less than a , we can apply the induction hypothesis. Hence we may assume that C_3 has a vertex v such that the link graph at v is a star of parallel graphs whose cutvertex e has degree precisely a . Now we show how the property ‘ a -structured’ implies the existence of certain paths, which can then be contracted to reduce the cutvertex-degree.

Sublemma 5.13. *There is a path P_n from the vertex v starting with e to another vertex w_n whose link graph is a star of parallel graphs. All link graphs at internal vertices of the path are parallel graphs and all edges of the path have the same face-degree.*

Proof. We build the path $P_n = w_0e_1w_1\dots e_nw_n$ recursively as follows. We start with $e_1 = e$ and $w_0 = v$ and let w_1 be the endvertex of the edge e aside from v . Assume we already constructed $w_0e_1w_1\dots e_iw_i$. If the link graph $L(w_i)$ is a star of parallel graphs we stop and let $i = n$ and $w_i = w_n$. Otherwise by assumption, the link graph $L(w_i)$ must be 2-connected. As the edge e_i has degree precisely a the link graph $L(w_i)$ of the a -structured simplicial complex C_3 is a parallel graph. So the link graph $L(w_i)$ contains a unique vertex except from e_i that has degree larger than two, and this vertex has the same degree as the vertex e_i . We pick this vertex for e_{i+1} . Note that e_{i+1} is an edge of the simplicial complex C . We let w_{i+1} be the endvertex of e_{i+1} different from w_i . Note that all edges e_i have the same face-degree by construction. Since any path⁶ in C must be finite, it suffices to prove the following:

Fact 5.14. *For all i the walk P_i is a path.*

Proof. We prove this by induction on i . The base case is that $i = 1$. Suppose for a contradiction there is some $j < i$ such that $w_i = w_j$.

⁶A *path* in a graph is a sequence alternating between vertices and edges such that adjacent members are incident, and all vertices (and edges) are distinct.

Case 1: $j = 0$: then e_i must be equal to the only vertex of $L(v)$ of the same degree; that is, e_i is equal to the edge e_1 . But then the endvertex w_{i-1} of the edge e_i is equal to the vertex w_1 . This is a contradiction to the induction hypothesis. Hence w_i cannot be equal to w_0 .

Case 2: $j \geq 1$: as in the link graph $L(w_j)$ the only two vertices with the same degree as the vertex e_i are e_j and e_{j+1} , it must be that the edge e_i is equal to one of these two edges; that is, the endvertex w_{i-1} of e_i must be equal to w_{j-1} or w_{j+1} . The vertex w_{j-1} cannot be an option by the induction hypothesis. Similarly, the vertex w_{j+1} cannot be an option by the induction hypothesis if $j + 1 < i - 1$. So $j + 2 \geq i$, so $j = i - 2$ or $j = i - 1$. Since the simplicial complex C has no loops or parallel edges any three consecutive vertices on P_i , such as w_{i-2} , w_{i-1} and w_i , are distinct. Hence neither $j = i - 2$ nor $j = i - 1$ are possible. Thus we have also reached a contradiction in this case. Hence the vertex w_i is distinct from all previous vertices on the walk P_i . \square

\square

Given a path P_n with endvertex w_n as in Sublemma 5.13, whose link graph $L(w_n)$ at w_n is a star of parallel graphs, denote the (unique) cut-vertex of the link graph $L(w_n)$ by x .

Sublemma 5.15. *The cut-vertex x is equal to the last edge e_n on the path P_n .*

Proof. We denote the degree of the cut-vertex x by a' . By the definition of a , we have, $a' \leq a$.

On the other hand by Sublemma 5.13 the vertices e and e_n have the same degree in the graphs $L(v)$ and $L(w_n)$, and this degree is equal to a by the choice of the vertex v . As $L(w_n)$ is a star of parallel graphs with a cut-vertex, the degree of the cut-vertex x is strictly larger than the degree of any other vertex of $L(w_n)$. Hence it must be that $a = a'$ and $x = e_n$. \square

By Sublemma 5.13 and Sublemma 5.15, there is a set of vertex-disjoint paths in C_3 such that any of their endvertices has a link graph that is a star of parallel graphs whose cutvertex has degree a . All internal vertices of these paths are parallel graphs. And by taking this collection maximal, we ensure that any vertex whose link graph is a star of parallel graphs whose cutvertex has degree a is an endvertex of one of these paths. We denote the set of these paths by \mathcal{P} . We obtain the 2-complex C_4 from C_3 by contracting all edges on these paths of \mathcal{P} . Contracting the edges on the paths recursively, we note at each step that these edges are reversible by Lemma 5.6. At all

vertices of C except for those vertices on the paths, the two 2-complexes C_3 and C_4 have the same link graphs. In addition, C_4 has the contraction vertices, one for each of the vertex-disjoint paths. These link graphs are the vertex-sum of the link graphs at the vertices on its path, see [1, Section 3] for background on vertex-sums. So the link graph at a new contraction vertex is (isomorphic to) the vertex sum of the link graphs at the two endvertices plus various subdivision vertices coming from the parallel graphs at internal vertices of the path. By Sublemma 5.15, each of these vertices in the link graph has degree strictly less than a . Hence all new contraction vertices have maximum degree less than a . Hence the cutvertex-degree of C_4 is strictly smaller than a . So the 2-complex C_4 satisfies all the conditions to apply the induction hypothesis except that it may not be a simplicial complex as it may have edges that are loops or parallel edges.

Now we show how we can stretch local branches of C_3 to get a simplicial complex C'_3 so that the simplicial complex C'_4 obtained from C'_3 by contracting all the paths in \mathcal{P} is a simplicial complex. We obtain C'_3 from C_3 by stretching at each endvertex of a path in \mathcal{P} all the branches and at each interior vertex of a path in \mathcal{P} we stretch at the 2-separator consisting of the two branching vertices of its parallel graph. We obtain C'_4 from C'_3 by contracting the above defined family of paths \mathcal{P} . It is straightforward to check that C'_4 is a simplicial complex – and is a stretching of C with smaller cutvertex-degree. This completes the induction step, and hence this proof. \square

5.5 Proofs of Theorem 1.1 and Theorem 1.2

We conclude this section by proving the following theorems mentioned in the Introduction.

Proof of Theorem 1.2. Let C be a simplicial complex. Recall that Theorem 1.2 says there is a simplicial complex C''' obtained from C by stretching so that C''' is locally almost 3-connected and stretched out or C''' has a non-planar link; moreover C has a planar rotation system if and only if C''' has a planar rotation system.

By Theorem 5.9 there is a stretching C' of C that is a simplicial complex that is locally almost 2-connected or has a non-planar link. As we are done otherwise, we may assume that C' is locally almost 2-connected. By Lemma 3.3 there is a stretching C'' of C' that is a locally almost 3-connected simplicial complex.

Sublemma 5.16. *Let C'' be a locally almost 3-connected simplicial complex. Then there is a stretching C''' of C'' that has additionally the property that it is stretched out.*

Proof. We say that an edge of face-degree two is *stretched out* if it has one endvertex that is not a subdivision of a 3-connected graph or a parallel graph whose branch vertices have degree at least three. Note that a simplicial complex in which every edge of degree two is stretched out is stretched out itself. We prove this sublemma by induction on the number of edges of degree two that are not stretched out. So assume there is an edge e that is not stretched out. Let v be one of its endvertices.

Case 1: the link graph at v is a parallel graph whose two branch vertices x_1 and x_2 have degree at least three. Then we stretch at the 2-separator (x_1, x_2) at v . This gives a simplicial complex \tilde{C} that in addition to the vertex v has also one new vertex for every component of $L(v) - x_1 - x_2$. The link graphs at these new vertices are cycles. Hence every edge of degree two incident with these new vertices is stretched out. Thus \tilde{C} has strictly less edges of degree two that are not stretched out.

Case 2: the link graph at v is a subdivision of a 3-connected graph. Then the vertex e of $L(v)$ is contained in a subdivided edge. Let P be the path of that subdivided edge, and let x_1 and x_2 be its endvertices. Then we stretch at the 2-separator (x_1, x_2) at v . The rest of the analysis is analogue to Case 1. This completes the proof of the sublemma. \square

By Sublemma 5.16 we may assume that C has a stretching C''' that is a locally almost 3-connected and stretched out simplicial complex. The ‘Moreover’-part follows from the fact that C''' is a stretching of C as shown in Lemma 5.8. This completes the proof. \square

Proof of Theorem 1.1. Let C be a simply connected simplicial complex. Recall that Theorem 1.1 says that C has an embedding in 3-space if and only if C has no stretching that has a space minor in $\mathcal{Z} \cup \mathcal{T}$. By [2, Theorem 1.1] C is embeddable in 3-space if and only if it has a planar rotation system.

By Theorem 1.2 there is a simplicial complex C' that is a stretching of C . Moreover C has a planar rotation system if and only if C' has a planar rotation system. By that theorem either the simplicial complex C' has a non-planar link or it is locally almost 3-connected and stretched out. In the first case, by Kuratowski’s theorem, [1, Lemma 6.6] and [1, Lemma 6.11], the simplicial complex C' has a minor in the finite list \mathcal{Z} – so the theorem is true in this case. In the second case by Theorem 2.5 C' has a planar rotation

system if and only if it has no space minor in $\mathcal{Z} \cup \mathcal{T}$. This completes the proof. \square

6 Algorithmic consequences

Our proofs give a quadratic algorithm that verifies whether a given 2-dimensional simplicial complex has a planar rotation system. This gives a quadratic algorithm that checks whether a given 2-dimensional simplicial complex has an embedding in a (compact) orientable 3-manifold by [2, Lemma 4.4] (for the general, not necessarily orientable, case see [2, Section 8]). In particular, for simply connected 2-complexes this gives a quadratic algorithm that tests embeddability in 3-space by Perelman's theorem. The algorithm has several components. Next we explain them and prove the relevant lemmas afterwards.

1. The locally almost 3-connected and stretched out case. The corresponding fact in the paper is Lemma 2.6. This clearly has a linear time algorithm.
2. Reduction of the locally almost 3-connected case to the locally almost 3-connected and stretched out case. The corresponding fact in the paper is Sublemma 5.16. This clearly has a linear time algorithm.
3. Reduction of the locally almost 2-connected case to the locally almost 3-connected case. The corresponding fact in the paper is Lemma 3.3. To analyse the running time, we do this step slightly differently than in the paper. First we compute a Tutte-decomposition⁷ at every 2-connected link graph. This tells us precisely how we can stretch that vertex along 2-separators. Doing these stretchings at different vertices may affect the link graphs at other vertices. Indeed, it may affect other vertices in that we coadd stars at their link graphs. However, once a link graph is a subdivision of a 3-connected graph, it will stay that. So the vertices we may have to look at multiple times are vertices where the link graphs are parallel graphs. But if we need to stretch there again, the maximum degree goes down. Using Lemma 6.1 below, it is straightforward to show that this step can be done in linear time.

⁷A Tutte-decomposition is a decomposition of a graph (or matroid) into its 3-connected components along 2-separators. In the special case of graphs it is also known as the *SPQR tree*.

4. Reduction of the general case to the locally almost 2-connected case. The corresponding fact in the paper is Theorem 5.9.

This is done by recursion on the cutvertex-degree a . So let us analyse the step from a to $a - 1$ in detail. The input is a simplicial complex C and we measure its size by $\sum(deg(e) - 2)$, where the sum ranges over all edges e of C of degree at least three. We refer to that sum as the *degree parameter*.⁸

The stretching related to Lemma 5.11 can be done in linear time as computing the block-cutvertex-tree of link graphs can be done in linear time. For the part corresponding to Sublemma 5.12 we compute the stretching via Tutte-decompositions as in step 3 explained above, and then we check for planarity for each 3-connected link graph. If it is planar, we remember a planar rotation system and if we stretch later an edge incident with that vertex at the other endvertex we check whether this stretching is compatible with the chosen planar rotation system. This can be done in linear time. The construction of the set \mathcal{P} of paths can clearly be done in linear time. Hence the whole recursion step from a to $a - 1$ just takes linear time. The output is the simplicial complex C'_4 .

However, with the current argument, the degree parameter of C'_4 might be larger than the degree parameter of the input C . Indeed, stretching a local branch may increase the degree parameter. Hence here we explain how we modify the construction of the simplicial complex C'_4 so that the degree parameter does not increase. First note that none of the stretching operations except for stretching a branch increases the degree parameter, compare Lemma 6.2. We obtain C'' from C'_3 by contracting all edges $e[B]$ of degree at least three that were added by stretching a local branch, and contracting the resulting faces of size two (this has the effect of reversing the stretching operations at those edges $e[B]$); additionally we stretch so that no edge of degree two has both endvertices on the same path – similarly as in the construction of stretched out in Sublemma 5.16 (this ensures that edges of degree two do not make a problem later. This does not increase the degree parameter). It is easy to see that C'' is a simplicial complex and that C has a planar rotation system if and only if C'' has one. Each path

⁸ We remark that at edges of degree at most two the compatibility conditions for planar rotation systems is always satisfied and hence we do not need to take them into account in the definition of the degree parameter.

$P \in \mathcal{P}$ of C'_3 contracts onto a closed trail of C'' . We obtain C''_3 from C'' by stretching branches for each closed trail $P \in \mathcal{P}$ as follows.

Case 1: in the simplicial complex C'' the trail P has at least one internal vertex. Denote the edge of P incident with v by e_1 and the edge of P incident with w by e_2 . Then we stretch at the link graphs of v and w all branches at e_1 and e_2 , respectively.

Case 2: not Case 1. Note that P must consist of at least one edge by Sublemma 5.13. And that edge is not a loop as C'' is a simplicial complex. So P consists of a single edge e . Then in the simplicial complex C'' there is no edge in parallel to e . We stretch all branches of the link graph at v at the vertex e (but not for w).

We obtain C''_4 from C''_3 by contracting all $P \in \mathcal{P}$. It is straightforward to check that C''_4 is a simplicial complex and that the degree parameter of C''_4 is at most that of C , compare Lemma 6.3. By construction the cutvertex degree of C''_4 is strictly smaller than that of C . So C''_4 is a suitable output of the recursion step. As each recursion step takes linear time, all of them together take at most quadratic time.

This completes the description of the algorithm.

6.1 Some lemmas for the algorithm above

Here we prove the lemmas referred to in the beginning of Section 6.

The *degree-parameter* of a graph G is $\sum(deg(v) - 2)$, where the sum ranges over all vertices.

Lemma 6.1. *Coadding a star at a vertex v preserves the degree parameter.*

Proof. Let k be the degree of the center of the coadded star and v_1, \dots, v_k be the leaves of the coadded star. The degree parameter of the graph before minus the degree parameter after the coaddition is:

$$deg(v) - 2 - \left(\sum_{i=1}^k (deg(v_i) - 2) + (k - 2) \right)$$

As $deg(v) = \sum_{i=1}^k deg(v_i) - k$ the above sum evaluates to zero, completing the proof. \square

Lemma 6.2. *All stretching operations except for possibly stretching a local branch do not increase the degree parameter.*

Proof. This lemma is immediate for splitting vertices and contracting reversible non-loops. If we stretch an edge, first note that pre-stretching does not change the degree parameter as $\deg(e) = \deg(e_1) + \deg(e_2) - 2$ if e is stretched to e_1 and e_2 . Then note that subdivisions of faces do not change the degree parameter.

The fact that 2-stretching does not change the degree parameter is proved similarly as Lemma 6.1. \square

Lemma 6.3. *The complex C_4'' is a simplicial complex whose degree parameter is not larger than that of C .*

Proof. As mentioned above C'' is a simplicial complex. By Lemma 6.2 the degree parameter of C'' is not larger than that of C . Hence it suffices to show for each trail $P \in \mathcal{P}$ that the construction given in the two cases plus the contraction afterwards preserves being a simplicial complex and does not increase the degree parameter.

First we treat Case 1; that is, P has an internal vertex. In the construction of C'' we never contract an edge incident with an internal vertex of P that is not on the path P . Hence P is a path in C'' or a cycle. Then we stretch all the branches at the local cutvertices e_1 and e_2 in the link graphs at v and w , respectively. The sum of degrees of the new edges $e[B]$ is at most $\deg(e_1) + \deg(e_2)$. So the degree parameter increased by at most $2\deg(e_1) - 4$ (as $\deg(e_1) = \deg(e_2)$). Then we contract all edges on P . This decreases the degree parameter at least by that amount. Thus in total the degree parameter does not increase. The stretching before the contraction ensures that we do not create parallel edges or loops.

The analysis in Case 2 is similar. \square

Acknowledgement

I thank Radoslav Fulek for pointing out an error in an earlier version of this paper.

References

- [1] Johannes Carmesin. Embedding simply connected 2-complexes in 3-space – I. A Kuratowski-type characterisation. Preprint 2017, available at "<https://arxiv.org/pdf/1709.04642.pdf>".

- [2] Johannes Carmesin. Embedding simply connected 2-complexes in 3-space – II. Rotation systems. Preprint 2017, available at ”<https://arxiv.org/pdf/1709.04643.pdf>”.
- [3] Reinhard Diestel. *Graph Theory* (5th edition). Springer-Verlag, 2016. Electronic edition available at:
<http://diestel-graph-theory.com/index.html>.