

# Axion dark matter in a $3 - 3 - 1$ model

J. C. Montero<sup>a</sup>, A. Romero<sup>b</sup>, B. L. Sánchez-Vega<sup>b,c,\*</sup>

<sup>a</sup>*Universidade Estadual Paulista (Unesp), Instituto de Física (IFT), São Paulo,  
R. Dr. Bento Teobaldo Ferraz 271, Barra Funda, São Paulo - SP, 01140-070, Brazil*

<sup>b</sup>*Instituto de Física Gleb Wataghin - UNICAMP, 13083-859, Campinas, SP, Brazil*

<sup>c</sup>*Universidade Federal do ABC (UFABC), Centro de Ciências Naturais e Humanas,  
Av. dos Estados, 5001, 09210-580, Santo André, SP, Brazil*

---

## Abstract

Slightly extending a right-handed neutrino version of the  $3 - 3 - 1$  model, we show that it is not only possible to solve the strong CP problem but also to give the total dark matter abundance reported by the Planck collaboration. Specifically, we consider the possibility of introducing a  $3 - 3 - 1$  scalar singlet,  $\phi$ , to implement a gravity stable Peccei-Quinn mechanism in this model. Remarkably, for allowed regions of the parameter space, the arising axion can make up the total dark matter relic density through non-thermal production mechanisms, and be very close to the region to be explored by the IAXO helioscope.

*Keywords:* Axion, dark matter.

---

## 1. Introduction

The impressive observation that almost thirty percent of the energy content of the Universe is due to dark matter (DM) is challenging our understanding of Particle Physics and Cosmology. For a historical review see Ref. [1]. Much efforts have been done in order to unravel the nature of DM. Experiments designed to detect weakly interacting massive particles (WIMPs), the, so far, DM candidate paradigm, have failed in providing positive results [2, 3]. At the same time, the Large Hadron Collider (LHC) was not able to produce any signal of a DM candidate, as is the case of the lightest supersymmetric partners of the Standard Model (SM) neutral particles (gauge or scalar), called neutralinos, or gravitinos (partners of the graviton) [4].

As a consequence of these negative results, it is noticeable the growing interest in studying axions and axion-like particles (ALPs) because they are well motivated alternatives to WIMPs. Moreover, they can be linked to the solutions of still intriguing astrophysical phenomena [5]: i) ALPs may be the explanation to the TeV photons cosmic transparency if there is gamma ray  $\longleftrightarrow$  ALP oscillations. If so, gamma rays could be converted to ALPs

---

\*Corresponding author.

*Email addresses:* `montero@ift.unesp.br` (J. C. Montero), `arromero@ifi.unicamp.br` (A. Romero), `bruce.sanchez@ufabc.edu.br` (B. L. Sánchez-Vega)

due to the magnetic fields near active galactic nuclei, for instance, traveling “freely” for a long distance to our galaxy and then reconverted into gamma rays in the galactic magnetic fields; ii) also, ALPs may explain the anomalous energy loss of white dwarfs because from the luminosity of this kind of stars it is inferred that a new energy loss mechanism is needed. In the present scenario, this mechanism could be related to axions or ALPs bremsstrahlung if they couple to electrons directly. All these astrophysical processes constrain the relevant parameters describing axions and ALPs physics. In fact, besides these theoretical arguments for considering axions and/or ALPs there are also much experimental efforts searching for this kind of particles [6]. A variety of experiments have been designed and, in general, they are classified as Haloscopes, Helioscopes and Light-shining through a wall, and most of them are based on the conversion of axions or ALPs into gamma rays in the presence of strong magnetic fields.

The axion field was initially introduced as a dynamical solution for the so called strong CP problem. This problem comes from the extra term which has to be added to the QCD Lagrangian due to the non-trivial structure of the QCD vacuum:

$$\mathcal{L}_\theta = \theta \frac{g_s^2}{32\pi^2} G_a^{\mu\nu} \tilde{G}_{a\mu\nu},$$

where  $G_a^{\mu\nu}$  is the gluon field strength and  $\tilde{G}_{a\mu\nu}$  its dual. This  $\theta$ -term violates P, T and CP symmetries and, hence, it induces a neutron electric dipole moment (NEDM). In order to be in agreement with experimental NEDM data the value of the  $\theta$  parameter must be  $\theta \lesssim 10^{-11}$ . The strong CP problem is, then, to explain why this parameter is so small. After including the weak interactions, the coefficient of the  $G\tilde{G}$  term changes to  $\bar{\theta} = \theta - \arg \det M_q$ , where  $M_q$  is the quark mass matrix. The Peccei–Quinn (PQ) solution to this problem is implemented by introducing a global U(1) symmetry that must be spontaneously broken and afflicted by a color anomaly. The axion is then the Nambu–Goldstone boson associated to the breaking of that U(1) symmetry, which is now known as the U(1)<sub>PQ</sub> symmetry. After including the axion field,  $a(x)$ , the total Lagrangian has a term proportional to the color anomaly  $N_C$ :

$$\mathcal{L}_{\text{Total}} = \mathcal{L}_{\text{SM}} + \bar{\theta} \frac{g_s^2}{32\pi^2} G_a^{\mu\nu} \tilde{G}_{a\mu\nu} + N_C \frac{a(x)}{\tilde{f}_a} \frac{g_s^2}{32\pi^2} G_a^{\mu\nu} \tilde{G}_{a\mu\nu} + \text{Kinetic} + \text{Interactions},$$

so that  $\partial_\mu J_{\text{PQ}}^\mu = N_C \frac{g_s^2}{32\pi^2} G_a^{\mu\nu} \tilde{G}_{a\mu\nu} \neq 0$ , where  $\tilde{f}_a$  is the axion-decay constant and it is related to the magnitude of the the vacuum expectation value (VEV) that breaks the U(1)<sub>PQ</sub> symmetry. Hence, the CP violating term  $G\tilde{G}$  is now proportional to  $(\bar{\theta} + N_C a(x)/\tilde{f}_a)$  and it is shown that  $\langle a(x) \rangle = -\tilde{f}_a \bar{\theta} / N_C$  minimizes the axion effective potential so that, when the axion field is redefined,  $a(x) \rightarrow a(x) - \langle a(x) \rangle$ , the CP violating term  $G\tilde{G}$  is no longer present in the Lagrangian, solving in this way the strong CP problem. Although the axion is massless at tree level, it is, in fact, a pseudo-Nambu-Goldstone boson since it gains a mass due to non-perturbative QCD effects related to the U(1)<sub>PQ</sub> color anomaly. The axion mass and all the axion phenomenology are governed by the value of  $\tilde{f}_a$ . The original conception of the axion was long ago ruled out since  $\tilde{f}_a$  was thought to be near the electroweak scale,

implying in a “visible” axion, in contradiction with laboratory and astrophysical constraints. Few years after the PQ proposal it was realized that for large enough values of  $\tilde{f}_a$  the axion could be a cold dark matter candidate [7–9]. In fact, for high symmetry breaking scales, the axion has some of the properties required from dark matter: it is a non-baryonic extremely weakly-interacting massive particle and stable on cosmological time scales. Later in the text we discuss the constraints on  $\tilde{f}_a$  coming from NEDM, “invisible” axion, and astrophysical data.

In order to consider the axion as viable DM candidate we must deal with its relic abundance which strongly depends on the history of the Universe. In particular, the cosmological scenario for the axion production changes significantly if the PQ symmetry is broken before or after the inflationary expansion of the Universe. The main issue related to the order of these events concerns the axion-production mechanisms. There are production mechanisms due to topological defects, like axionic strings and domain walls, that are comparable to the vacuum misalignment one. Hence, on one hand, if the PQ-symmetry breaking occurs before inflation, inflation will erase these topological defects. On the other hand, if the PQ-symmetry breaking happens after inflation, it is expected an additional number of axions to be produced due to the decay of the topological defects, affecting directly the relic abundance estimative. In this work we consider axions as DM candidates in the so-called post-inflationary scenario, when the reheating temperature,  $T_R$ , is high enough to restore the PQ symmetry,  $T_R > T_C \sim \tilde{f}_a$ , which will be broken at a later time, when the temperature of the Universe falls below the critical temperature  $T_C$ .

As we can see, axions present some features with strong implications not only in particle physics but also in cosmology and it is also a strong indication that Physics beyond the SM is in order. In this vein a large variety of models, extensions of the SM, has been proposed. Most of them claim for very appealing achievements relating the DM solution to another yet unsolved issue in Particle Physics [10–12], as is the case of the lightness of the active neutrino masses, the smallness of the strong CP violation, or the hierarchy problem, for instance.

Among others, a way of introducing new Physics is to consider a model with a larger symmetry group. In particular, there is a class of models based on the  $SU(3)_C \otimes SU(3)_L \otimes U(1)_X$  gauge group (the so called  $3 - 3 - 1$  models, for shortness), which are interesting extensions of the SM. In general, these  $3 - 3 - 1$  models bring welcome features which we review very shortly here. We can take advantage of the larger group representation to choose the matter content in order to introduce new degrees of freedom which are appropriate to implement, for instance, a mechanism to generate tiny active neutrino masses, in the lepton sector. The quark sector will also have new degrees of freedom and, depending on the particular representation, the model can show quarks with exotic electric charges or not. The issue of the chiral anomaly cancellation is solved provided we have the same number of triplets and anti-triplets, including color counting. Then, considering that we have the same number of lepton and quark families, say  $n_f$ , we find that  $n_f$  must be three or a multiple of three. However, from the QCD asymptotic freedom we find that the number of families must be just three in order to get the correct, negative, sign of the renormalization group  $\beta$  function. Note that, contrarily to the SM, the total number of families must

be considered altogether in order to get the model anomaly free. Hence, the number of families and the number of colors are related to each other by the anomaly cancellation condition. This fact is a direct consequence of the  $3 - 3 - 1$  gauge invariance and it can be seen as a hint to the solution to the family replication issue. We can still mention other interesting features: i) the electric charge quantization does not depend if neutrinos are Majorana or Dirac fermions [13]; ii) the model described in Refs. [14–16] presents the relation  $t^2 = (g'/g)^2 = \sin^2 \theta_W / (1 - 4 \sin^2 \theta_W)$ , which relates the  $U(1)_X$  and the  $SU(3)_L$  coupling constants,  $g'$  and  $g$ , respectively, to the electroweak  $\theta_W$  angle. This relations shows a Landau-like pole at some  $\mathcal{O}(\text{TeV})$ , energy scale,  $\mu$ , for which  $\sin^2 \theta_W(\mu) = 1/4$  [17], and it would be an explanation to the observed value  $\sin^2 \theta_W(M_Z) < 1/4$ . iii) The Peccei-Quinn symmetry, usually introduced to solve the strong CP problem, can be introduced in a natural way [18]. In this work we consider a version of a  $3 - 3 - 1$  model where a gravity stable PQ mechanism can be implemented. We analyze the conditions under which the axion, resulting from the spontaneous breaking of the PQ symmetry in this model, can be considered a dark matter candidate.

This work is organized as follows. In the Sec. 2, we present the general features of the  $3 - 3 - 1$  model, including its matter content, Yukawa interactions and scalar potential. In Sec. 3 we show the main steps to make the axion invisible and the PQ mechanism stable against gravitational effects. We also show the axion effective potential from which its mass is derived. In Sec. 4 we consider the axion production mechanisms in order to compute its abundance in the Universe. Results for the vacuum misalignment and decay of the string-wall system mechanisms are given. In Sec. 5 we confront the predictions from the previous section with the observational constraints, coming mainly from the Planck-collaboration results for the DM abundance, the NEDM data and direct axion searches, in order to constraint the parameter space of the model. Sec. 6 is devoted to our final discussions and conclusions.

## 2. A brief review of the model

We consider the  $3 - 3 - 1$  model with right-handed neutrinos,  $N_a$ , in the same multiplet as the SM leptons,  $\nu_a$  and  $e_a$ . In other words, in this model all of the left-handed leptons,  $F_{aL} = (\nu_a, e_a, N_a^c)_L^T$  with  $a = 1, 2, 3$ , belong to the same  $(1, \mathbf{3}, -1/3)$  representation, where the numbers inside the parenthesis denote the quantum numbers of  $SU(3)_C$ ,  $SU(3)_L$  and  $U(1)_X$  gauge groups, respectively. This model was proposed in Refs. [19, 20] and it has been subsequently considered in Refs. [18, 21–29]. It shares appealing features with other versions of  $3 - 3 - 1$  models [14–16, 30–34]. Furthermore, the existence of right-handed neutrinos allows mass terms at tree level, but it is necessary to go to the one-loop level to obtain neutrino masses in agreement with experiments [24].

The remaining left-handed fermionic fields of the model belong to the following representations

$$\text{Quarks: } Q_L = (u_1, d_1, u_4)_L^T \sim (\mathbf{3}, \mathbf{3}, 1/3), \quad (1)$$

$$Q_{bL} = (d_b, u_b, d_{b+2})_L^T \sim (\mathbf{3}, \mathbf{\bar{3}}, 0), \quad (2)$$

where  $b = 2, 3$ ; and “ $\sim$ ” means the transformation properties under the local symmetry group. Additionally, in the right-handed field sector we have

$$\text{Leptons: } e_{aR} \sim (1, 1, -1), \quad (3)$$

$$\text{Quarks: } u_{sR} \sim (3, 1, 2/3), \quad d_{tR} \sim (3, 1, -1/3), \quad (4)$$

where  $a = 1, 2, 3$ ;  $s = 1, \dots, 4$  and  $t = 1, \dots, 5$ .

In order to generate the fermion and boson masses, the  $SU(3)_C \otimes SU(3)_L \otimes U(1)_X$  symmetry must be spontaneously broken to the electromagnetic group, i.e., to the  $U(1)_Q$  symmetry, where  $Q$  is the electric charge. To do this, it is necessary to introduce, at least, three  $SU(3)_L$  triplets,  $\eta, \rho, \chi$ , as shown in Ref. [28], which are given by

$$\eta = (\eta_1^0, \eta_2^-, \eta_3^0)^T \sim (1, \mathbf{3}, -1/3), \quad \rho = (\rho_1^+, \rho_2^0, \rho_3^+)^T \sim (1, \mathbf{3}, 2/3), \quad (5)$$

$$\chi = (\chi_1^0, \chi_2^-, \chi_3^0)^T \sim (1, \mathbf{3}, -1/3). \quad (6)$$

Once these fermionic and bosonic fields are introduced in the model, we can write the most general Yukawa Lagrangian, invariant under the local gauge group, as follows

$$\mathcal{L}_{\text{Yuk}} = \mathcal{L}_{\text{Yuk}}^\rho + \mathcal{L}_{\text{Yuk}}^\eta + \mathcal{L}_{\text{Yuk}}^\chi, \quad (7)$$

with

$$\begin{aligned} \mathcal{L}_{\text{Yuk}}^\rho &= \alpha_t \bar{Q}_L d_{tR} \rho + \alpha_{bs} \bar{Q}_b L u_{sR} \rho^* + Y_{aa'} \epsilon_{ijk} (\bar{F}_{aL})_i (F_{a'L})_j^c (\rho^*)_k + Y'_{aa'} \bar{F}_{aL} e_{a'R} \rho \\ &\quad + \text{H.c.}, \end{aligned} \quad (8)$$

$$\mathcal{L}_{\text{Yuk}}^\eta = \beta_s \bar{Q}_L u_{sR} \eta + \beta_{bt} \bar{Q}_b L d_{tR} \eta^* + \text{H.c.}, \quad (9)$$

$$\mathcal{L}_{\text{Yuk}}^\chi = \gamma_s \bar{Q}_L u_{sR} \chi + \gamma_{bt} \bar{Q}_b L d_{tR} \chi^* + \text{H.c.}, \quad (10)$$

where  $\epsilon_{ijk}$  is the Levi-Civita symbol and  $a', i, j, k = 1, 2, 3$  and  $a, b, s, t$  are in the same range as in Eq. (3). It is also straightforward to write down the most general scalar potential consistent with gauge invariance and renormalizability as

$$V(\eta, \rho, \chi) = V_{\mathbf{Z}_2}(\eta, \rho, \chi) + V_{\cancel{\mathbf{Z}_2}}(\eta, \rho, \chi); \quad (11)$$

with

$$\begin{aligned} V_{\mathbf{Z}_2}(\eta, \rho, \chi) &= -\mu_1^2 \eta^\dagger \eta - \mu_2^2 \rho^\dagger \rho - \mu_3^2 \chi^\dagger \chi \\ &\quad + \lambda_1 (\eta^\dagger \eta)^2 + \lambda_2 (\rho^\dagger \rho)^2 + \lambda_3 (\chi^\dagger \chi)^2 + \lambda_4 (\chi^\dagger \chi) (\eta^\dagger \eta) \\ &\quad + \lambda_5 (\chi^\dagger \chi) (\rho^\dagger \rho) + \lambda_6 (\eta^\dagger \eta) (\rho^\dagger \rho) + \lambda_7 (\chi^\dagger \eta) (\eta^\dagger \chi) \\ &\quad + \lambda_8 (\chi^\dagger \rho) (\rho^\dagger \chi) + \lambda_9 (\eta^\dagger \rho) (\rho^\dagger \eta) + [\lambda_{10} (\chi^\dagger \eta)^2 + \text{H.c.}]; \end{aligned} \quad (12)$$

$$\begin{aligned} V_{\cancel{\mathbf{Z}_2}}(\eta, \rho, \chi) &= -\mu_4^2 \chi^\dagger \eta \\ &\quad + \lambda_{11} (\chi^\dagger \eta) (\eta^\dagger \eta) + \lambda_{12} (\chi^\dagger \eta) (\chi^\dagger \chi) + \lambda_{13} (\chi^\dagger \eta) (\rho^\dagger \rho) \\ &\quad + \lambda_{14} (\chi^\dagger \rho) (\rho^\dagger \eta) + \lambda_{15} \epsilon_{ijk} \eta_i \rho_j \chi_k + \text{H.c.} \end{aligned} \quad (13)$$

We have divided the total scalar potential  $V(\eta, \rho, \chi)$  in two pieces,  $V_{\mathbb{Z}_2}(\eta, \rho, \chi)$ , invariant under the  $\mathbb{Z}_2$  discrete symmetry ( $\chi \rightarrow -\chi$ ,  $u_{4R} \rightarrow -u_{4R}$ ,  $d_{(4,5)R} \rightarrow -d_{(4,5)R}$ , and all the other fields even by the symmetry), and  $V_{\cancel{\mathbb{Z}_2}}(\eta, \rho, \chi)$ , which breaks  $\mathbb{Z}_2$ . This discrete symmetry is motivated by the implementation of the PQ mechanism as shown below.

It is well known that the minimal vacuum structure needed to give masses for all the particles in the model is

$$\langle \rho \rangle = \frac{1}{\sqrt{2}} (0, v_{\rho_2^0}, 0)^T, \quad \langle \eta \rangle = \frac{1}{\sqrt{2}} (v_{\eta_1^0}, 0, 0)^T, \quad \langle \chi \rangle = \frac{1}{\sqrt{2}} (0, 0, v_{\chi_3^0})^T, \quad (14)$$

which correctly reduces the  $SU(3)_C \otimes SU(3)_L \otimes U(1)_X$  symmetry to the  $U(1)_Q$  one. In principle, the remaining neutral scalars,  $\eta_3^0$  and  $\chi_1^0$ , can also gain VEVs. However, in this case, dangerous Nambu-Goldstone bosons can arise in the physical spectrum, as shown in Ref. [35]. In this paper, we are going to consider only the minimal vacuum structure given in Eq. (14).

### 3. Implementing a gravity stable PQ mechanism in the model

The key ingredient to implement the PQ mechanism is the invariance of the entire Lagrangian under a global  $U(1)$  symmetry, called  $U(1)_{\text{PQ}}$ , which must be both afflicted by a color anomaly and spontaneously broken [36–38]. In general, the implementation of the PQ mechanism in the  $3-3-1$  models is relatively straightforward [18, 26]. In particular, in Ref. [18] a gravitationally stable PQ mechanism for the model considered here is successfully implemented. We are going to review its main results for completeness.

First of all, we search for all  $U(1)$  symmetries of the Lagrangian given in Eqs. (7) and (11). Doing so, we find only two symmetries,  $U(1)_X$  and  $U(1)_B$ , which clearly do not satisfy the two minimal conditions required for the  $U(1)_{\text{PQ}}$  symmetry. See Table 1 for the quantum number attributions to the fields for these symmetries. In other words, the  $U(1)_{\text{PQ}}$  is not naturally allowed by the gauge symmetry.

Table 1: The  $U(1)$  symmetry charges in the Lagrangian given by Eqs. (7) and (11).

	$Q_L$	$Q_{iL}$	$(u_{aR}, u_{4R})$	$(d_{aR}, d_{(4,5)R})$	$F_{aL}$	$e_{aR}$	$\rho$	$(\chi, \eta)$
$U(1)_X$	1/3	0	2/3	-1/3	-1/3	-1	2/3	-1/3
$U(1)_B$	1/3	1/3	1/3	1/3	0	0	0	0

However, if the Lagrangian is slightly modified by imposing a  $\mathbb{Z}_2$  discrete symmetry such that  $\chi \rightarrow -\chi$ ,  $u_{4R} \rightarrow -u_{4R}$ ,  $d_{(4,5)R} \rightarrow -d_{(4,5)R}$ , all terms in  $V_{\cancel{\mathbb{Z}_2}}(\eta, \rho, \chi)$  are forbidden. In addition, the Yukawa Lagrangian interactions given in Eqs. (8-10) are slightly modified to

$$\mathcal{L}_{\text{Yuk}}^\rho = \alpha_a \bar{Q}_L d_{aR} \rho + \alpha_{ba} \bar{Q}_{bL} u_{aR} \rho^* + Y_{aa'} \varepsilon_{ijk} (\bar{F}_{aL})_i (F_{bL})_j^c (\rho^*)_k + Y'_{aa'} \bar{F}_{aL} e_{a'R} \rho + \text{H.c.}, \quad (15)$$

$$\mathcal{L}_{\text{Yuk}}^\eta = \beta_a \bar{Q}_L u_{aR} \eta + \beta_{ba} \bar{Q}_{bL} d_{aR} \eta^* + \text{H.c.}, \quad (16)$$

$$\mathcal{L}_{\text{Yuk}}^\chi = \gamma_4 \bar{Q}_L u_{4R} \chi + \gamma_{b(b+2)} \bar{Q}_{bL} d_{(b+2)R} \chi^* + \text{H.c.} \quad (17)$$

Table 2: The  $U(1)_{\text{PQ}}$  charges in the model with a  $\mathbb{Z}_2$  discrete symmetry such that  $\chi \rightarrow -\chi$ ,  $u_{4R} \rightarrow -u_{4R}$ , and  $d_{(4,5)R} \rightarrow -d_{(4,5)R}$ .

	$Q_L$	$Q_{iL}$	$(u_{aR}, u_{4R})$	$(d_{aR}, d_{(4,5)R})$	$F_{aL}$	$e_{aR}$	$\rho$	$(\chi, \eta)$
$U(1)_{\text{PQ}}$	-2	2	0	0	1	3	-2	-2

Consequently, a  $U(1)_{\text{PQ}}$  symmetry is automatically introduced, see Table 2.

As  $\eta, \rho, \chi$  get VEVs, an axion appears in the physical spectrum. However, it is a visible axion because the  $U(1)_{\text{PQ}}$  symmetry is actually broken by  $v_{\rho_2^0}$ , which is upper bounded by the value of  $v_{\text{SM}} \simeq 246$  GeV, as shown in Refs. [18, 35]. Hence, this scenario is ruled out [39]. Nevertheless, a singlet scalar,  $\phi \sim (1, 1, 1)$ , can be introduced in order to make the axion invisible. Its role is to break the PQ symmetry at an energy scale much larger than the electroweak one. This field does not couple directly to quarks and leptons, but acquires a PQ charge by coupling to the scalar triplets. With the PQ charges given in the Table 2, the scalar  $\phi$  acquires a PQ charge equal to 6 by its coupling to the  $\eta, \rho, \chi$  scalar triplets through the interaction term  $\lambda_{\text{PQ}} \epsilon^{ijk} \eta_i \rho_j \chi_k \phi$ . Notice that this term is allowed as long as the  $\phi$  field is odd under the  $\mathbb{Z}_2$  symmetry, i.e.,  $\mathbb{Z}_2(\phi) = -\phi$ .

Although the  $\mathbb{Z}_2$  discrete symmetry apparently introduces the PQ mechanism in the model, there are two issues with it. Firstly, the  $\mathbb{Z}_2$  and gauge symmetries allow some renormalizable terms in the scalar potential, such as  $\phi^2, \phi^4, \rho^\dagger \rho \phi^2, \eta^\dagger \eta \phi^2, \chi^\dagger \chi \phi^2$ , that explicitly violate the PQ symmetry in an order low enough to make the PQ mechanism ineffective. Secondly, since the PQ symmetry is global, it is expected to be broken by gravitational effects. Thus, a mechanism to stabilize the axion solution has to be introduced. As usual, the entire Lagrangian is considered to be invariant under a  $\mathbb{Z}_D$  discrete gauge symmetry (anomaly free) [18, 26, 40–43] and, in addition, this symmetry is supposed to induce the  $U(1)_{\text{PQ}}$  symmetry. For  $\mathbb{Z}_{D \geq 10}$  it is found that all effective operators of the form  $\phi^N / M_{\text{Pl}}^{N-4}$  (where  $N \geq D$  is a positive integer and  $M_{\text{Pl}}$  is the reduced Planck mass) that can jeopardize the PQ mechanism are suppressed. In particular, in Ref. [18] two different symmetries,  $\mathbb{Z}_{10}$  and  $\mathbb{Z}_{11}$ , were found to stabilize the PQ mechanism for the Lagrangian given by Eqs. (11,15-17) (except for the term  $\lambda_{15} \epsilon_{ijk} \eta_i \rho_j \chi_k$  in the scalar potential). The specific charge assignments for these symmetries are shown in Table 3.

Table 3: The charge assignment for  $\mathbb{Z}_D$  that stabilizes the PQ mechanism in the considered 3 – 3 – 1 model.

	$Q_L$	$Q_{iL}$	$(u_{aR}, u_{4R})$	$(d_{aR}, d_{(4,5)R})$	$F_{aL}$	$e_{aR}$	$\rho$	$(\chi, \eta)$	$\phi$
$\mathbb{Z}_{10}$	+7	+5	+1	+1	+7	+1	+6	+6	+2
$\mathbb{Z}_{11}$	+7	+6	+1	+1	+8	+2	+6	+6	+4

In both cases, the axion,  $a(x)$ , is the phase of the  $\phi$  field, i.e.,  $\phi(x) \propto \exp(ia(x)/\tilde{f}_a)$ , which implies  $\tilde{f}_a \approx v_\phi$ . As it is well known, to make the axion compatible with astrophysical and cosmological considerations, the axion-decay constant  $f_a$  (related to  $\tilde{f}_a$  by  $f_a = \tilde{f}_a / N_{\text{DW}}$ , with  $N_{\text{DW}}$  being the number of domain walls in the theory), must be in the range  $10^9 \text{ GeV} \lesssim f_a \lesssim 10^{14} \text{ GeV}$  (we are assuming a post-inflationary PQ symmetry

breaking scenario). Note that this high value of  $\tilde{f}_a \approx v_\phi \gg v_{\rho_2^0}, v_{\eta_1^0}, v_{\chi_3^0}$ , justifies the approximation in the form of axion eigenstates. Note that  $v_{\rho_2^0}^2 + v_{\eta_1^0}^2 = v_{\text{SM}}^2$  and  $v_{\chi_3^0}$  is expected to be at the TeV energy scale.

Now, we can go further calculating the axion mass,  $m_a$ . In this model, the axion gains mass because the  $U(1)_{\text{PQ}}$  symmetry is both anomalous under the  $SU(3)_C$  group and explicitly broken by gravity induced operators,  $g\phi^N/M_{\text{Pl}}^{N-4}$  (with  $g = |g|\exp i\delta$ ). These operators have a high dimension ( $N \geq 10$ ) because of the protecting  $\mathbb{Z}_{10}$  or  $\mathbb{Z}_{11}$  discrete symmetries. These two effects induce an effective potential for the axion,  $V_{\text{eff}}$ , from which it is possible to determine the axion mass.

In more detail, as the  $U(1)_{\text{PQ}}$  symmetry is anomalous, we will have a  $V_{\text{PQ}}$  term in the effective potential, which can be written as

$$V_{\text{PQ}} = -m_\pi^2 f_\pi^2 \left[ 1 - \frac{4m_u m_d}{(m_u + m_d)^2} \sin^2 \left( \frac{a(x)}{2f_a} \right) \right]^{1/2},$$

where  $m_\pi \simeq 135$  MeV and  $f_\pi \simeq 92$  MeV are the mass and decay constant of the neutral pion, respectively;  $m_u$  and  $m_d$  are the masses of the up and down quarks. Note that  $V_{\text{PQ}}$  has a minimum when  $\langle a(x) \rangle / f_a = 0$ , which solves the strong CP problem in the usual way.

However, because the PQ symmetry is also explicitly broken by gravity effects, the effective potential gets another term,  $V_{\text{gravity}}$ , which reads

$$V_{\text{gravity}} \simeq -\frac{|g| v_\phi^N}{2^{N/2-1} M_{\text{Pl}}^{N-4}} \cos \left( \frac{N a(x)}{\tilde{f}_a} + \delta_D \right), \quad (18)$$

where  $N = 10, 11$  for  $\mathbb{Z}_{10}$  and  $\mathbb{Z}_{11}$ , respectively. The phase  $\delta_D$  inside the trigonometric function can be written as

$$\delta_D = \delta - N\bar{\theta}, \quad (19)$$

where  $\delta$  is the phase of the  $g$  coupling constant ( $g = |g|\exp i\delta$ ) and  $\bar{\theta}$  is the parameter which couples to the gluonic field strength and its dual. This extra term in the scalar potential, Eq. (18), has two important consequences. First, it induces a shift in the value of  $\frac{\langle a(x) \rangle}{f_a}$  where  $V_{\text{eff}}$  has a minimum. Expanding  $V_{\text{eff}} = V_{\text{PQ}} + V_{\text{gravity}}$  in powers of  $\frac{\langle a(x) \rangle}{f_a}$ , we find that in the minimum, the axion VEV satisfies

$$\left. \frac{|\langle a(x) \rangle|}{f_a} \right|_{\text{min}} \simeq \frac{\frac{N|g|N_{\text{DW}}^{N-1}}{2^{\frac{N}{2}-1}} \left( \frac{f_a}{M_{\text{Pl}}} \right)^{N-2} M_{\text{Pl}}^3 \sin \delta_D}{\frac{m_\pi^2 f_\pi^2}{f_a^2} \frac{m_u m_d}{(m_u + m_d)^2} + \frac{N^2 |g| N_{\text{DW}}^{N-2}}{2^{\frac{N}{2}-1}} \left( \frac{f_a}{M_{\text{Pl}}} \right)^{N-2} M_{\text{Pl}}^2 \cos \delta_D}, \quad (20)$$

where we have used  $v_\phi \approx \tilde{f}_a = N_{\text{DW}} f_a$ . Note that for  $|g| = 0$  (or for  $\delta_D = 0$ ) we have that  $\frac{\langle a(x) \rangle}{f_a} = 0$  in the minimum, as it should be to solve the strong CP problem. However, in the

general case, the value of  $\frac{\langle a(x) \rangle}{f_a}$  does not satisfy the NEDM constraint [44], which imposes

$$\frac{\langle a(x) \rangle}{f_a} = \bar{\theta} \lesssim 0.7 \times 10^{-11}. \quad (21)$$

In addition,  $V_{\text{gravity}}$  brings a mass contribution for the axion,  $m_{a, \text{gravity}}$ . From Eq. (18) we obtain

$$m_{a, \text{gravity}}^2 = \frac{N^2 |g| N_{\text{DW}}^{N-2}}{2^{\frac{N}{2}-1}} \left( \frac{f_a}{M_{\text{Pl}}} \right)^{N-2} M_{\text{Pl}}^2 \cos \delta_D. \quad (22)$$

This contribution can, in general, be much larger than the well-known axion-mass term coming from the QCD non-perturbative terms,

$$m_{a, \text{QCD}}^2 = \frac{m_\pi^2 f_\pi^2}{f_a^2} \frac{m_u m_d}{(m_u + m_d)^2}. \quad (23)$$

Thus, in order to maintain the axion mass stable, we are going to look for values of the parameters  $|g|$ ,  $f_a$  and  $\delta_D$  for  $N = 10, 11$  that both satisfy the NEDM constraint and leave the axion mass stable ( $m_{a, \text{QCD}} \gtrsim m_{a, \text{gravity}}$ ).

Before closing this section, it is important to remark that although the model 3 – 3 – 1 considered in this paper has additional contributions to CP-violating processes that in principle can contribute to the NEDM, these do not require tuning the model parameters at the same order of the  $\bar{\theta}$  parameter as it was correctly estimated in Ref. [18]. Roughly speaking, the dominant contribution to the up-quark electric dipole moment,  $d_u^e$ , coming from the interchange of the  $\chi$  scalar is of order  $d_u^e|_{m_u \ll m_{u_4}, m_\chi} \approx \frac{e|\gamma_4 \cdot \gamma_{b(b+2)}| \sin \alpha}{48\pi^2} \frac{m_{u_4}}{m_\chi^2} \mathcal{K}(r)$ , where  $\sin \alpha$  is the sine of the CP-violating phase,  $\alpha$ , and  $\mathcal{K}(r) = \frac{1}{2r} - \frac{1}{r^2} + \frac{1}{r^3} \ln(1+r)$ , with  $r = \frac{m_{u_4}^2}{m_\chi^2} - 1$ , and where  $m_u$  is the up-quark mass;  $m_{u_4}$  and  $m_\chi$  are the exotic quark and scalar masses, respectively. For reasonable Yukawa couplings ( $\gamma_4, \gamma_{b(b+2)}$ ) and CP-violating phases, and for  $m_{u_4}$  and  $m_\chi$  masses of order of TeV, the  $d_n^e \sim \frac{4}{3}d_d^e - \frac{1}{3}d_u^e \approx \mathcal{O}(d_u^e)$  is in agreement with experiments without requiring a strong fine-tuning of the parameter of the model [18].

#### 4. The Production of Axion Dark Matter

Cold dark matter in the form of axions can be produced by three different processes: the misalignment mechanism [45], where the axion field oscillates about the minimum of its potential, trying to decrease the energy after the breaking of the PQ symmetry; and the decay of one-dimensional and two-dimensional topological defects, which appear after breaking this symmetry: global strings [46] and domain wall systems [47], respectively.

#### 4.1. Misalignment mechanism

The equation of motion for the axion field  $a$  in a homogeneous and isotropic Universe, described by the Friedmann-Robertson-Walker (FRW) metric, is written as

$$\ddot{a} + 3H\dot{a} + m_a^2 a = 0, \quad (24)$$

where  $H$  is the Hubble parameter and  $m_a$  is the axion mass, and both are dependent on the temperature  $T$ .

Taking into account the nonperturbative effects of QCD at finite temperature, and considering the instanton system as a dilute gas, Monte Carlo simulations have been performed in order to fit a power law for the axion mass as a function of temperature, leading to the relation

$$m_a^2(T) = c_T \frac{\Lambda_{\text{QCD}}^4}{f_a^2} \left( \frac{T}{\Lambda_{\text{QCD}}} \right)^{-n}, \quad (25)$$

where the values of the parameters are  $c_T = 1.68 \times 10^{-7}$ ,  $n = 6.68$  and  $\Lambda_{\text{QCD}} = 400$  MeV [48]. Eq. (25) is valid in the regime where the axion mass at temperature  $T$  is less than its value at temperature zero, given by

$$m_a(0)^2 = c_0 \frac{\Lambda_{\text{QCD}}^4}{f_a^2}, \quad (26)$$

where  $c_0 = 1.46 \times 10^{-3}$ , which leads to a minimum temperature  $\sim 100$  MeV for the validity of the fit.

From Eq. (24), we see that the axion field begins to oscillate (realign) when

$$m_a(T_{\text{osc}}) \approx 3H(T_{\text{osc}}), \quad (27)$$

where  $T_{\text{osc}}$  is the temperature of the Universe at the beginning of the oscillations. To obtain an expression for  $T_{\text{osc}}$ , we use the Friedmann equation in the radiation-dominated epoch, and the fit for the axion mass given by Eq. (25), which gives [49]

$$T_{\text{osc}} = 2.29 \text{ GeV} \left( \frac{g_*(T_{\text{osc}})}{80} \right) \left( \frac{f_a}{10^{10} \text{ GeV}} \right)^{-\frac{2}{(4+n)}} \left( \frac{\Lambda_{\text{QCD}}}{400 \text{ MeV}} \right), \quad (28)$$

where  $g_*(T_{\text{osc}})$  is the number of relativistic degrees of freedom at temperature  $T_{\text{osc}}$ . Eq. (28) is valid for temperatures greater than 100 MeV, where Eq. (25) holds, and we have assumed a not too strong dependence on the temperature of  $g_*$ , which, for the range of interesting values of the axion decay constant in this work,  $10^9 \text{ GeV} < f_a < 10^{11} \text{ GeV}$ , varies between 80 and 87 [50], what would change the abundance of axion dark matter by a factor of 1.03. If the axion mass changes slowly with temperature, the number of axions with momentum zero per comoving volume is conserved [7], which leads to the conservation of energy, in the same volume, per unit mass of the axion in the oscillatory regime:

$$\frac{R^3(t_0)\rho_{a,\text{mis}}(t_0)}{m_a(0)} = \frac{R^3(t_1)\rho_{a,\text{mis}}(t_1)}{m_a(T_1)}, \quad (29)$$

where  $t_0, t_1$  are the cosmic times for  $T = 0$  and  $T = T_1$ , respectively,  $R$  is the scale factor of the Universe, and  $\rho_{a,\text{mis}}$  is the energy density of axions produced by the misalignment mechanism. From Eq. (29), and the conservation of entropy per comoving volume, it is possible to obtain the dark matter abundance multiplied by the square of the Hubble parameter in units of  $100 \text{ km s}^{-1} \text{ Mpc}^{-1}$  [49]

$$\Omega_{a,\text{mis}} h^2 \equiv \frac{\rho_{a,\text{mis}}(t_0) h^2}{\rho_{c,0}} = 4.75 \times 10^{-3} \left( \frac{f_a}{10^{10} \text{ GeV}} \right)^{\frac{6+n}{4+n}}, \quad (30)$$

where we have set  $g_*(T_{\text{osc}}) = 80$ , and  $\Lambda_{\text{QCD}} = 400 \text{ MeV}$ .

#### 4.2. Decay of global strings

Global strings are the first of topological defects that appear after the breaking of the global  $U(1)_{\text{PQ}}$  symmetry, which happens when the PQ field  $\phi$  acquires a VEV  $|\langle \phi \rangle| = v_\phi$  [51]. This process happens when  $T \lesssim v_\phi$ , and could be modeled by a Higgs potential [49]

$$V(\phi) = \frac{\lambda}{4} (|\phi|^2 - v_\phi^2)^2, \quad (31)$$

where  $\lambda > 0$  is a coupling constant. Nevertheless, in the 3-3-1 model, the symmetry breaking potential is more complex, as can be seen in Eq. (11).

Breaking of PQ symmetry leads to the formation of a densely knotted network of cosmic axion strings, which oscillate under its own tension, losing their energy by radiation of axions [52]. The radiation process happens since the time of the PQ transition to the time of the QCD phase transition, and, considering the axions as massless particles, the continuity equation gives the evolution of the energy densities of strings,  $\rho_{\text{string}}$ , and axions produced by the string decays,  $\rho_{a,\text{string}}$ :

$$\dot{\rho}_{\text{string}} + 2H\rho_{\text{string}} = - \left. \frac{d\rho_{\text{string}}}{dt} \right|_{\text{emission}}, \quad (32)$$

$$\dot{\rho}_{a,\text{string}} + 4H\rho_{a,\text{string}} = \left. \frac{d\rho_{\text{string}}}{dt} \right|_{\text{emission}}, \quad (33)$$

where we have assumed equations of state of radiation and vacuum for axions and strings, respectively [53]. Using results of numerical studies which provide the time dependence of  $\rho_{\text{string}}$ , it is possible to obtain the abundance of radiated axions at the present time [54],

$$\Omega_{a,\text{string}} h^2 = \alpha \times 10^{-3} \times N_{\text{DW}}^2 \times \left( \frac{f_a}{10^{10} \text{ GeV}} \right)^{\frac{6+n}{4+n}}, \quad (34)$$

where  $\alpha = (7.3 \pm 3.9)$ ,  $N_{\text{DW}}$  is the number of domain walls in the model, and  $n = 6.68$  is the same parameter that appears in Eq. (25).

### 4.3. Decay of string-wall systems

Domain walls appear as a consequence of breaking a discrete symmetry, which makes the vacuum manifold to be made of several disconnected components. These domain walls are attached by strings and occur at the boundaries between regions of space where the value of the field  $\phi$  is different. At this time, the temperature of the Universe lies between the electroweak and QCD phase transition energy scales, and this inhomogeneity of space-time is in contradiction to the assumptions of standard cosmology. So, it is necessary that these domain walls decay a certain time after being formed [55]. The networks of domain walls bounded by strings begin to oscillate, and, when the tension of the walls is greater than the tension of the strings, their annihilation lead to the production of axions [56, 57].

For our study, the number of domain walls attached to a single string is  $N_{\text{DW}} = 3$ . After the time when the surface mass density of domain walls dominates over the tension of the strings, the dynamics of the system is dominated by the tension of domain walls, where the energy density of the walls is described by a scaling solution obtained numerically:

$$\rho_{\text{wall}}(t) = \frac{\mathcal{A}(t)\sigma_{\text{wall}}}{t} \quad \text{with } \mathcal{A}(t) = \mathcal{A}_{\text{form}} \left( \frac{t}{t_{\text{form}}} \right)^{1-p}, \quad (35)$$

where  $t_{\text{form}}$  is the time of wall formation, the area parameter  $\mathcal{A}$  and the value of  $p$  are obtained by numerical simulation [49]. We will refer to the cases  $p = 1$  as the exact scaling, and  $p \neq 1$  as the deviation from scaling.

The energy density of walls can overclose the Universe, due to its dependence with the inverse of the square of the scale factor, which decays at a slower rate than the corresponding to matter,  $\rho \sim a^{-3}$ , and radiation,  $\rho \sim a^{-4}$ . In our case, this problem is solved by the introduction of a Planck-suppressed operator in the effective potential for the axion field  $a$ , parametrized as in Eq. (18). In this case, the energy difference between the domain with lowest energy and its neighbor acts as a volume pressure on domain walls, which will collapse when this pressure becomes comparable to the domain wall tension (35), giving the decay time of domain walls [58]

$$t_{\text{dec}} = C_d \left[ \frac{\mathcal{A}_{\text{form}}\sigma_{\text{wall}}}{t_{\text{form}}\Xi v_\phi^4 (1 - \cos(2\pi N/N_{\text{DW}}))} \right]^{1/p} t_{\text{form}}, \quad (36)$$

where

$$\Xi = \frac{|g|}{2^{\frac{N}{2}}} \left( \frac{v_\phi}{M_{\text{Pl}}} \right)^{N-4}, \quad (37)$$

is a dimensionless constant. Until this time, the long-lived domain walls will produce axions with mean energy of the order of the axion mass.

The current axion abundance is given by the expression [49, 58]:

$$\begin{aligned} \Omega_{a,\text{wall}} h^2 = & 1.23 \times 10^{-6} [7.22 \times 10^3]^{\frac{3}{2p}} \beta \left( \frac{2p-1}{3-2p} \right) \left[ N_{\text{DW}}^4 \left( 1 - \cos \frac{2\pi N}{N_{\text{DW}}} \right) \right]^{1-\frac{3}{2p}} \\ & \times \left( \frac{\Xi}{10^{-52}} \right)^{1-\frac{3}{2p}} \left( \frac{f_a}{10^{10}\text{GeV}} \right)^{4+\frac{3(4p-16-3n)}{2p(4+n)}}, \end{aligned} \quad (38)$$

where

$$\beta = \frac{C_d^{(\frac{3}{2}-p)} \mathcal{A}_{\text{form}}^{\frac{3}{2p}}}{\tilde{\epsilon}_a^{3-2p}},$$

is a parameter obtained from the results of numerical simulations, which, taking into account the values reported in [49], is between 1.18 and 2.12.

To conclude this section, we have seen that axions can be produced by three different mechanisms, which leads to the result that the total abundance of axions in the Universe can be written as the sum of all contributions, Eqs. (30), (34) and (38):

$$\Omega_a h^2 = \Omega_{a,\text{mis}} h^2 + \Omega_{a,\text{string}} h^2 + \Omega_{a,\text{wall}} h^2. \quad (39)$$

The total dark matter abundance due to axions is bound by the observational constraint obtained by Planck collaboration [59]. In the next section, we will analyze the behavior of each contribution to the total abundance, in order to establish a suitable region of parameters for the model analyzed in this work.

## 5. Observational constraints on the production of axion dark matter

In the case of the 3-3-1 model, we have analyzed two discrete symmetries to stabilize the PQ mechanism,  $\mathbb{Z}_{10}$  and  $\mathbb{Z}_{11}$  (see Table 3), and we are interested to know if the model with these symmetries allows to obtain axion abundances (from the misalignment mechanism and the decay of topological defects) consistent with the observations reported by the Planck collaboration [59].

In Fig. 1, we show the abundance of axions due to the three production mechanisms. The cyan and black lines show the axion abundances produced by misalignment mechanism and decay of global strings, respectively. The blue lines show the abundance of axion dark matter due to the decay of domain wall systems for  $N = 10$  and  $N = 11$ , calculated for the coupling constant value  $|g| = 1$ . The red region corresponds to the exclusion constraint given by Planck results [59], and the yellow rectangle gives the possible interval for the axion decay constant  $f_a$ , for which no over abundance of axions from decay of global strings or domain walls is produced. Finally, the dark green curve corresponds to the total abundance of axions,  $\Omega_a h^2$ , as given by Eq. (39), obtained for the case  $N = 10$  and  $|g| = 1$ .

This Figure also shows that the vacuum misalignment axion production mechanism is never the dominant process for the range of values of  $f_a$  considered in this work. On the other hand, the production of axions by decay of global strings sets an upper bound for the axion decay constant. This constraint is set in order to have  $\Omega_{a,\text{string}} h^2 < \Omega_a h^2 \lesssim \Omega_{\text{DM}}^{\text{Planck}} h^2 \approx 0.12$ , to be consistent with the results of the Planck collaboration [59], and corresponds to  $f_a < 1.7 \times 10^{10}$  GeV, independent of the order  $N$  of the discrete symmetry and the value of  $|g|$ , as can be seen from Eq. (34). Also, we can see that the outgrowth of axions by decay of domain walls in the discrete symmetry  $\mathbb{Z}_{11}$ , is greater than 0.12 for values of  $f_a$  less than the upper bound imposed by the decay of global strings, which rules out this symmetry.

Even though a discrete symmetry  $\mathbb{Z}_9$  was not considered in this work, from the expression for the decay time of domain walls given by Eq. (36), we realize that  $t_{\text{dec}}$  would be infinite for  $N = 9$ , which is a multiple of the number of domain walls in the theory,  $N_{\text{DW}} = 3$ , making the domain walls stable, which is incompatible with current cosmological observations. From the previous discussion, we can see that the symmetry  $\mathbb{Z}_{10}$  allows to obtain an axion abundance which can be consistent with the current cosmological constraints. So, from now on, our analysis will be concerned exclusively with this symmetry. From Fig. 1, we can see that, for a coupling constant  $|g|=1$ , in order to get an axion relic abundance consistent with cosmological observations, the range of possible values for the axion decay constant is  $3.6 \times 10^9 \text{ GeV} < f_a < 1.7 \times 10^{10} \text{ GeV}$ , where the total abundance is dominated by the decay of domain-walls for  $3.6 \times 10^9 \text{ GeV} < f_a < 5.3 \times 10^9 \text{ GeV}$ , and dominated by the decay of global strings for  $9.4 \times 10^9 \text{ GeV} < f_a < 1.7 \times 10^{10} \text{ GeV}$ . Finally, it is important to remark that this model could explain the total dark matter abundance of the Universe for two values of the axion decay constant,  $f_a = 3.8 \times 10^9 \text{ GeV}$ , and  $f_a = 1.6 \times 10^{10} \text{ GeV}$ .

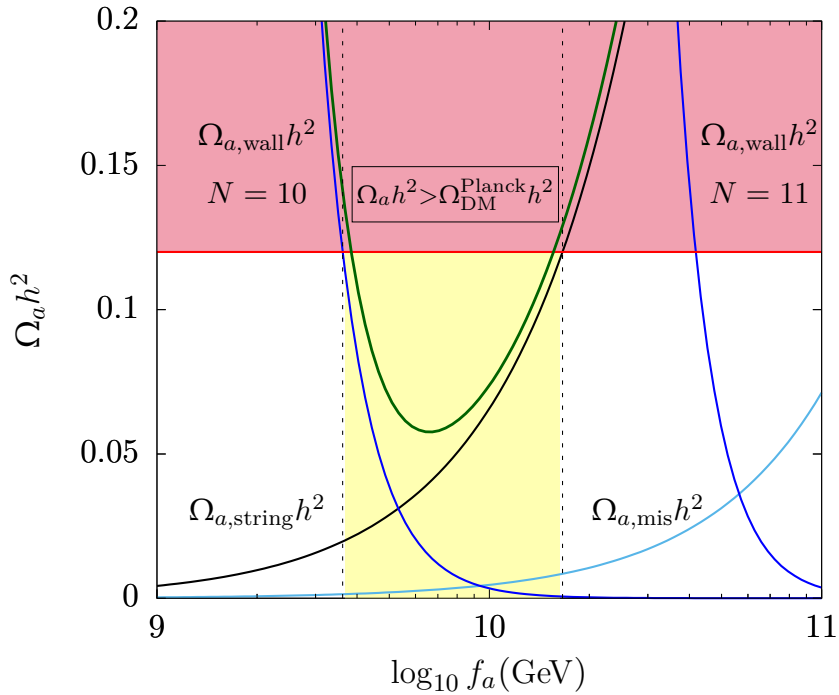


Figure 1: Relic abundance of non-thermal axion dark matter in the 3 – 3 – 1 Model, assuming exact scaling ( $p = 1$ ) and  $|g| = 1$ . This graph is constructed for discrete symmetries  $\mathbb{Z}_{10}$ ,  $\mathbb{Z}_{11}$  and domain wall number  $N_{\text{DW}} = 3$  (determined by the model) and for central values of the parameters  $\alpha = 7.3 \pm 3.9$  and  $\beta = 1.65 \pm 0.47$ . The dashed lines limit regions with over production of axions by decay of domain walls (left) and strings (right), while the horizontal line is the experimental constraint  $\Omega_a h^2 \approx 0.12$ .

In order to determine the allowed regions for the axion decay constant  $f_a$  for different values

of the coupling constant  $|g|$ , in Fig. 2 we show the parameter space  $|g| - f_a$  for the discrete symmetry  $\mathbb{Z}_{10}$ , for the cases of exact scaling ( $p = 1$ , left frame) and deviation from scaling ( $p \neq 1$ , right frame). The range of values of the coupling constant has been chosen to include values of  $|g| \leq \sqrt{4\pi}$ , the upper bound set by perturbation theory. The light blue shaded region is ruled out by the Planck results, and the light red region by the constraint imposed by the stability of the axion mass, given by  $m_{a,\text{QCD}} > m_{a,\text{gravity}}$  (see the discussion near Eq. (22)). The dark red lines correspond to the NEDM constraint, given by Eq. (21), for different values of the parameter  $\delta_D$ , where the allowed regions of the parameter space are below the lines. The blue curves correspond to the regions where the abundance of axion dark matter is equal to the result obtained by the Planck collaboration, obtained making Eq. (39) equal to  $\approx 0.12$ , and taking into account the uncertainties in the parameters  $\alpha$  and  $\beta$  which appear in Eqs. (34) and (38).

From this graph, we can see that, for a given value of  $f_a$ , the coupling constant  $|g|$  will have a lower bound set by the observational constraint on the total dark matter abundance [59] (blue curve), while the constraint on  $\bar{\theta}$ , from the NEDM, in Eq. (21), gives the upper bound for a chosen value of the parameter  $\delta_D$ , the phase appearing in the contribution to the effective potential coming from Planck-suppressed operators, Eq. (18). In this model, the case  $\delta_D = 1$  gives no allowed region in the parameter space, but if we allow values for  $\delta_D \lesssim 10^{-6}$ , non-excluded regions appear.

Taking this into account, we calculate the critical value for the parameter  $\delta_D$ , defined as the maximum value for the parameter in order to have the minimal allowed region in the parameter space, that is to say, one point. The corresponding results, in the cases of exact scaling ( $p = 1$ ) and deviation from scaling ( $p \neq 1$ ), are:

$$\delta_{D,\text{crit}} = \begin{cases} (0.4 - 4.1) \times 10^{-5} & \text{Exact scaling,} \\ (2.9 - 9.5) \times 10^{-6} & \text{Deviation from scaling} \end{cases} \quad (40)$$

These values for  $\delta_{D,\text{crit}}$  were obtained by taking the perturbative limit of the coupling constant,  $|g| = \sqrt{4\pi}$ , but we can realize that for the  $3 - 3 - 1$  model, the critical value for the parameter  $\delta_D$  depends on the value of  $|g|$ .

Nevertheless, we can see that lower values of  $|g|$  would require higher tuning on the parameter  $\delta_D$ , with values of the order  $10^{-8}$ . In general, for  $|g|$  fixed, the tuning on  $\delta_D$  depends on the decay constant  $f_a$  and the mechanism of axion dark matter production: if the decay of domain walls were dominant (left side of the curves), the tuning is lower (PQ symmetry breaking had a lower energy scale) than if the production by string decay (right side of the curves) was higher (PQ breaking had a higher energy scale). At this point, it is important to emphasize that  $\delta_D$  could not be arbitrarily small. The minimum value that we can take in order to satisfy the NEDM conditions, is  $\delta_{D,\text{min}} = 2.33 \times 10^{-11}$ .

From Fig. 2, we can see that, for a given value of the coupling constant  $|g|$  different to its minimum value, this model predicts two regions where the total dark matter of the Universe is in the form of axions. To obtain these regions, we determine the range of values for  $f_a$  between the outer and inner curves of Fig. 2, for a given value of  $|g|$ , which we take as the perturbative limit,  $|g| = \sqrt{4\pi}$ . These ranges, and the corresponding axion masses, obtained

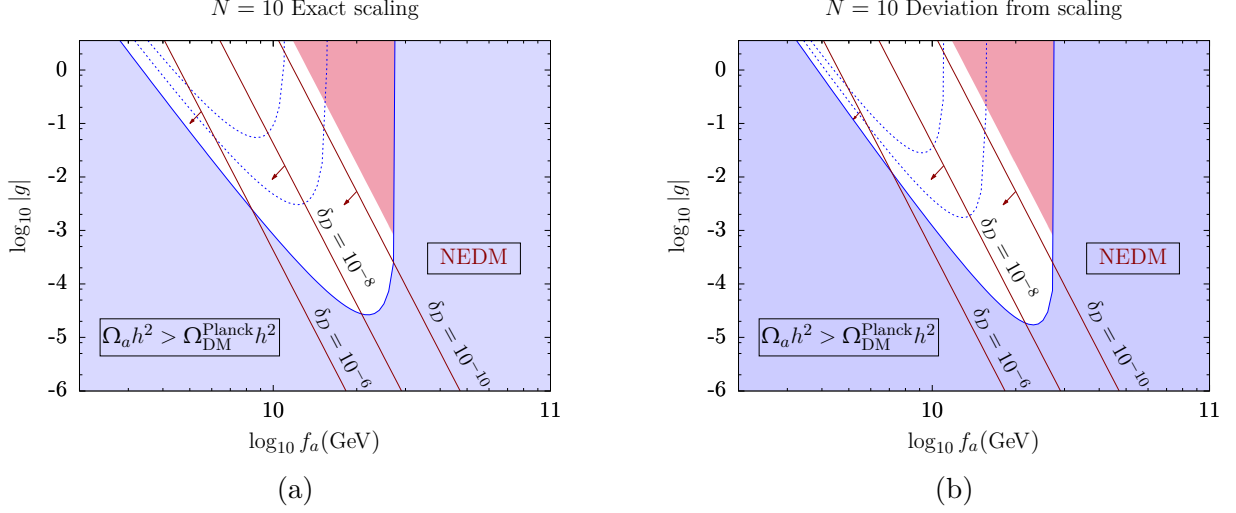


Figure 2: Observational constraints on the parameter space  $(f_a, |g|)$  in the  $3-3-1$  model, assuming exact scaling (a) and deviation from scaling (b). These graphs are constructed with a discrete symmetry  $\mathbb{Z}_{10}$ , and for domain wall number  $N_{DW} = 3$  as determined by the model. The shaded parts in light red and light blue correspond to regions of the parameter space where the constraints given by  $m_{a,\text{QCD}} > m_{a,\text{gravity}}$  and  $\Omega_a h^2 \lesssim 0.12$  are violated, respectively. In the light red region the Planck-suppressed operator dominates over the QCD potential for the axion field.

from Eq. (23) when exact scaling is assumed, are:

$$f_a \approx \begin{cases} (2.8 - 3.5) \times 10^9 \text{ GeV} & \longrightarrow m_a \approx (1.7 - 2.1) \times 10^{-3} \text{ eV} \\ (1.1 - 1.2) \times 10^{10} \text{ GeV} & \longrightarrow m_a \approx (5 - 5.4) \times 10^{-4} \text{ eV} \end{cases} \quad (41)$$

In the first case, the production of dark matter is mainly through the decay of domain walls, while in the second range is due to the decay of strings. As we said before, the first case needs less fine tuning in the parameter  $\delta_D$ . Taking a different value for  $|g|$ , would lead to more stringent intervals for both  $f_a$  and  $m_a$ .

When deviation from scaling is assumed, we find  $f_a \approx (3.4 - 3.6) \times 10^9 \text{ GeV}$ , corresponding to  $m_a \approx (1.7 - 1.8) \times 10^{-3} \text{ eV}$ , when the decay of domain walls is the leading production mechanism, and  $f_a \approx (1.1 - 1.2) \times 10^{10} \text{ GeV}$ , leading to  $m_a \approx (5 - 5.4) \times 10^{-4} \text{ eV}$ , for the decay of strings as the dominant contribution.

In order to analyze the prospects to detect axion dark matter in the  $3-3-1$  model, we have made a graph of the axion coupling to photons  $g_{a\gamma\gamma}$  as a function of the axion mass  $m_a$ , shown in Fig. 3. In this graph we show a summary of the current status of axion dark matter searches, where the mass ranges predicted by the model, for the  $\mathbb{Z}_{10}$  symmetry, can be probed when the sensitivity of the IAXO experiment be improved [58, 60].

## 6. Discussions and conclusions

In this work, we have considered a version of an alternative electroweak model based on the  $\text{SU}(3)_L \otimes \text{U}(1)_X$  gauge symmetry, the so called  $3-3-1$  models, when the color

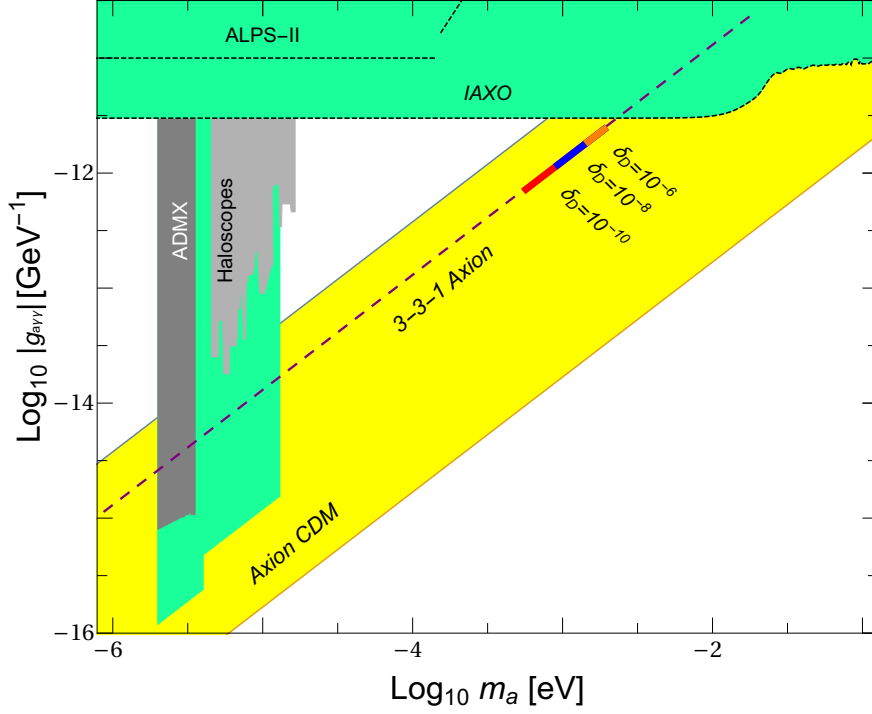


Figure 3: Projected sensitivities of different experiments in the search for axion dark matter. The green regions show sensitivities of light-shining-through-wall experiments like ALPS-II [61], of the helioscope IAXO[60], of the haloscopes ADMX and ADMX-HF [62, 63]. The yellow band corresponds to the prediction for axion models in QCD. The thick colored lines on the line labelled “3 – 3 – 1 Axion” represent the predicted mass ranges and coupling to photons in this model, for different values of the parameter  $\delta_D$  and  $|g| = \sqrt{4\pi}$ . This graph was adapted from [58].

gauge group is added. For this version, which includes right-handed neutrinos, it was shown in Ref. [18] that the PQ mechanism for the solution of the strong CP problem can be implemented. In this implementation, the axion, the pseudo Nambu-Goldstone boson that emerges from the PQ-symmetry breaking, is held invisible by the introduction of the scalar singlet  $\phi \sim (1, 1, 1)$  whose VEV,  $v_\phi \approx \tilde{f}_a$ , is much larger than  $v_{\text{SM}}$ , and any other VEV in the model. Moreover, the axion is also protected against gravitational effects, that could destabilize its mass, by a discrete  $\mathbb{Z}_N$  symmetry, with  $N = 10, 11$ .

Once we have set this consistent scenario, we investigate the capabilities of this axion, produced in the framework of this particular 3 – 3 – 1 model, to be a post-inflationary cold dark matter candidate. We started by focus in the axion-production mechanisms. As it was explained in the previous section, from Fig. 1 we see that the vacuum misalignment mechanism is never the dominant, and, if it was the only production mechanism in action, an upper bound for  $f_a$  could be set by imposing that it should account for all the DM abundance, i.e.,  $\Omega_{a,\text{mis}} h^2 \approx 0.12$ , and we would find the corresponding value  $f_a \approx 1.5 \times 10^{11} \text{ GeV}$ , for the parameters determined by the model, in this case  $N_{DW} = 3$ . However, there are two other more efficient mechanisms due to the decay of topological defects: cosmic strings and domain

walls. As the curves for  $\Omega_{\text{string}}h^2$  and  $\Omega_{\text{wall}}h^2$  grow in opposite directions, relatively to the  $f_a$  values, we can determine an upper bound and a lower bound for  $f_a$  by imposing the total  $\Omega_{a,\text{total}}h^2 \leq 0.12$ . This is the case when we add up all the contributions for  $N = 10$ , and we find  $3.6 \times 10^9 \text{ GeV} < f_a < 1.7 \times 10^{10} \text{ GeV}$ . However, we would like to stress that this is not the case for  $N = 11$ . For  $N = 11$  there is no value of  $f_a$  for which the addition of the partial abundances lies below the observed result of 0.12. It means that the  $\mathbb{Z}_{11}$ , which possesses the good quality of stabilizing the axion, is not appropriate for the axion-production issue since it makes the domain wall decay too efficient and overpopulates the Universe. In a brief comparison with the Dine-Fischler-Srednicki-Zhitnitsky (DFSZ) extension of the SM, (long-lived string-wall systems,  $N_{DW} = 6$ ), we find the same behavior of  $\Omega_{a,\text{wall}}h^2$ , i.e., it can be much larger than the other contributions for small values of  $f_a$ , however, contrarily to the present case, there, two discrete symmetries are allowed:  $N = 9, 10$  [58].

As it can be seen from Fig. 1 and from Fig. 2a (or Fig. 2b), for any fixed value of  $|g|$  above the minimum, there are two values of  $f_a$  that are in agreement with the value of  $\Omega_{\text{DM}}^{\text{Planck}}h^2$ . In fact they are regions, if we take into account the uncertainties following the discussion in the previous section for Fig. 2. This behavior is shared qualitatively with the DFSZ model. These parameter regions are predictions of the models. However, the present model is more predictive since there is only one discrete symmetry,  $N = 10$ . When we bring in the constraints coming from the NEDM, it seems that the DFSZ model requires a less severe tuning on  $\delta_D$ , at most an order of magnitude, or so. Outside these regions, the axion abundance will be a fraction of  $\Omega_{\text{DM}}^{\text{Planck}}h^2$ . See the solid dark green curve in Fig. 1 for  $|g| = 1$ . If this happens to be the case, i.e., if these predicted regions are somehow excluded, by future experimental data for the axion mass value, for instance, then, another kind of DM will be needed. In this work we have defined critical values for  $\delta_D$ ,  $\delta_{D,\text{crit}}$  by requiring the minimal compatible intersection region between the curves that obey the NEDM and  $\Omega_{\text{DM}}^{\text{Planck}}h^2$  constraints. We have found  $\delta_{D,\text{crit}} = (0.4 - 4.1) \times 10^{-5}$ , for Fig. 2a, for instance. This value was obtained considering the maximum value of  $|g|$ , i.e.,  $|g| = \sqrt{4\pi}$ . For lower values of  $|g|$ , higher tuning on  $\delta_D$  is required. For both models, the present  $3 - 3 - 1$  model and the DFSZ one, it seems unnatural to require severe levels of tuning on  $\delta_D$ , since for this quantity a *tiny* value is the result of the difference between two terms that have completely different origins.

Regarding the capabilities of detecting the axion dark matter, Fig. 3 shows the sensitivities of several experiments in the  $(m_a, g_{a\gamma\gamma})$  plane. There we plot the “ $3 - 3 - 1$  Axion” line, which shows the relationship of  $g_{a\gamma\gamma}$  with  $m_a$  for this particular model. We remember that this is a model dependent relation due to the electromagnetic anomaly which, in this case, is equal to  $-4$ . On this line, the colored thick lines, corresponding to different values of  $\delta_D$ , are the regions where the axion abundance is responsible for all the observed DM. This region corresponds approximately to the values  $g_{a\gamma\gamma} \approx 10^{-12} \text{ GeV}^{-1}$  and  $m_a \approx \text{meV}$  (hence,  $f_a \approx 10^9 \text{ GeV}$ ). In particular, for  $\delta_D = 10^{-6}$  this region lies very close to the IAXO range of sensitivity, so that it will be reachable in the near future.

Looking back to our results we can conclude that this version of the  $3 - 3 - 1$  model, concerning the axion DM issue, is phenomenologically consistent. However, besides its good

qualities, presented in the introduction, this model also possesses new degrees of freedom that are not yet experimentally probed. The model has charged and neutral scalars (besides the Higgs), extra vector bosons and extra quarks, for instance, that are expected to be heavy, and could, in principle, be searched at colliders. See Refs. [64, 65] for recent studies concerning the  $3 - 3 - 1$  model phenomenology, in general, at the LHC.

## Acknowledgments

B. L. S. V. is thankful for the support of FAPESP funding Grant No. 2014/19164-6. A. R. would to thank Coordenação de Aperfeiçoamento de Pessoal de Nível Superior (CAPES), Brasil for the financial support.

## References

- [1] G. Bertone, D. Hooper, A history of dark matter [arXiv:1605.04909](#).
- [2] G. Bertone, D. Hooper, J. Silk, Particle dark matter: evidence, candidates and constraints, *Physics Reports* 405 (5) (2005) 279 – 390. doi:<http://dx.doi.org/10.1016/j.physrep.2004.08.031>.  
URL <http://www.sciencedirect.com/science/article/pii/S0370157304003515>
- [3] L. Bergström, Dark matter evidence, particle physics candidates and detection methods, *Annalen der Physik* 524 (9-10) (2012) 479–496. doi:10.1002/andp.201200116.  
URL <http://dx.doi.org/10.1002/andp.201200116>
- [4] ATLAS - collaboration, Dark matter interpretations of ATLAS searches for the electroweak production of supersymmetric particles in  $\sqrt{s} = 8$  TeV proton-proton collisions, *Journal of High Energy Physics* 2016 (9) (2016) 175. doi:10.1007/JHEP09(2016)175.  
URL [https://doi.org/10.1007/JHEP09\(2016\)175](https://doi.org/10.1007/JHEP09(2016)175)
- [5] A. G. Dias, A. C. B. Machado, C. C. Nishi, A. Ringwald, P. Vaudrevange, The quest for an intermediate-scale accidental axion and further alps, *JHEP* 06 (2014) 037. [arXiv:1403.5760](#), doi:10.1007/JHEP06(2014)037.
- [6] S. K. L. A. L. Peter W. Graham, Igor G. Irastorza, K. A. van Bibber, Experimental searches for the axion and axion-like particles, *Annual Review of Nuclear and Particle Science* 65 (1) (2015) 485–514. [arXiv:https://doi.org/10.1146/annurev-nucl-102014-022120](#), doi:10.1146/annurev-nucl-102014-022120.  
URL <https://doi.org/10.1146/annurev-nucl-102014-022120>
- [7] J. Preskill, M. B. Wise, F. Wilczek, Cosmology of the invisible axion, *Physics Letters B* 120 (1) (1983) 127 – 132. doi:[http://dx.doi.org/10.1016/0370-2693\(83\)90637-8](http://dx.doi.org/10.1016/0370-2693(83)90637-8).  
URL <http://www.sciencedirect.com/science/article/pii/0370269383906378>
- [8] L. Abbott, P. Sikivie, A cosmological bound on the invisible axion, *Physics Letters B* 120 (1) (1983) 133 – 136. doi:[http://dx.doi.org/10.1016/0370-2693\(83\)90638-X](http://dx.doi.org/10.1016/0370-2693(83)90638-X).  
URL <http://www.sciencedirect.com/science/article/pii/037026938390638X>
- [9] M. Dine, W. Fischler, The not-so-harmless axion, *Physics Letters B* 120 (1) (1983) 137 – 141. doi:[http://dx.doi.org/10.1016/0370-2693\(83\)90639-1](http://dx.doi.org/10.1016/0370-2693(83)90639-1).  
URL <http://www.sciencedirect.com/science/article/pii/0370269383906391>
- [10] C. D. R. Carvajal, B. L. Sánchez-Vega, O. Zapata, Linking axion-like dark matter to neutrino masses [arXiv:1704.08340](#).
- [11] B. L. Sánchez-Vega, E. R. Schmitz, Fermionic dark matter and neutrino masses in a B-L model, *Phys. Rev. D* 92 (2015) 053007. [arXiv:1505.03595](#), doi:10.1103/PhysRevD.92.053007.
- [12] B. L. Sánchez-Vega, J. C. Montero, E. R. Schmitz, Complex scalar dm in a B-L model, *Phys. Rev. D* 90 (5) (2014) 055022. [arXiv:1404.5973](#), doi:10.1103/PhysRevD.90.055022.

- [13] C. A. d. S. Pires, O. P. Ravinez, Electric charge quantization in a chiral bilepton gauge model, *Phys. Rev. D* 58 (1998) 035008. doi:10.1103/PhysRevD.58.035008.  
URL <http://link.aps.org/doi/10.1103/PhysRevD.58.035008>
- [14] F. Pisano, V. Pleitez,  $Su(3) \otimes u(1)$  model for electroweak interactions, *Phys. Rev. D* 46 (1992) 410–417. doi:10.1103/PhysRevD.46.410.  
URL <http://link.aps.org/doi/10.1103/PhysRevD.46.410>
- [15] P. H. Frampton, Chiral dilepton model and the flavor question, *Phys. Rev. Lett.* 69 (1992) 2889–2891. doi:10.1103/PhysRevLett.69.2889.  
URL <http://link.aps.org/doi/10.1103/PhysRevLett.69.2889>
- [16] R. Foot, O. F. Hernández, F. Pisano, V. Pleitez, Lepton masses in an  $SU(3)_L \otimes U(1)_N$  gauge model, *Phys. Rev. D* 47 (1993) 4158–4161. doi:10.1103/PhysRevD.47.4158.  
URL <http://link.aps.org/doi/10.1103/PhysRevD.47.4158>
- [17] A. G. Dias, R. Martinez, V. Pleitez, Concerning the landau pole in 3-3-1 models, *The European Physical Journal C - Particles and Fields* 39 (1) (2005) 101–107. doi:10.1140/epjc/s2004-02083-0.  
URL <http://dx.doi.org/10.1140/epjc/s2004-02083-0>
- [18] J. C. Montero, B. L. Sánchez-Vega, Natural peccei-quinn symmetry in the 3-3-1 model with a minimal scalar sector, *Phys. Rev. D* 84 (2011) 055019. doi:10.1103/PhysRevD.84.055019.  
URL <http://link.aps.org/doi/10.1103/PhysRevD.84.055019>
- [19] R. Foot, H. N. Long, T. A. Tran,  $Su(3)_l \otimes u(1)_n$  and  $su(4)_l \otimes u(1)_n$  gauge models with right-handed neutrinos, *Phys. Rev. D* 50 (1994) R34–R38. doi:10.1103/PhysRevD.50.R34.  
URL <http://link.aps.org/doi/10.1103/PhysRevD.50.R34>
- [20] J. C. Montero, F. Pisano, V. Pleitez, Neutral currents and glashow-iliopoulos-maiani mechanism in  $SU(3)_L \otimes U(1)_N$  models for electroweak interactions, *Phys. Rev. D* 47 (1993) 2918–2929. doi:10.1103/PhysRevD.47.2918.  
URL <http://link.aps.org/doi/10.1103/PhysRevD.47.2918>
- [21] C. A. S. de Pires, P. S. R. da Silva, Spontaneous breaking of the lepton number and invisible majoron in a 3-3-1 model, *The European Physical Journal C - Particles and Fields* 36 (3) (2004) 397–403. doi:10.1140/epjc/s2004-01949-3.  
URL <http://dx.doi.org/10.1140/epjc/s2004-01949-3>
- [22] A. G. Dias, C. A. de S. Pires, P. S. R. da Silva, Naturally light right-handed neutrinos in a 3-3-1 model, *Physics Letters B* 628 (1-2) (2005) 85 – 92. doi:http://dx.doi.org/10.1016/j.physletb.2005.09.028.  
URL <http://www.sciencedirect.com/science/article/pii/S0370269305013407>
- [23] P. V. Dong, T. T. Huong, D. T. Huong, H. N. Long, Fermion masses in the economical 3-3-1 model, *Phys. Rev. D* 74 (2006) 053003. doi:10.1103/PhysRevD.74.053003.  
URL <http://link.aps.org/doi/10.1103/PhysRevD.74.053003>
- [24] P. V. Dong, H. N. Long, D. V. Soa, Neutrino masses in the economical 3-3-1 model, *Phys. Rev. D* 75 (2007) 073006. doi:10.1103/PhysRevD.75.073006.  
URL <http://link.aps.org/doi/10.1103/PhysRevD.75.073006>
- [25] J. K. Mizukoshi, C. A. de S. Pires, F. S. Queiroz, P. S. R. da Silva, Wimps in a 3-3-1 model with heavy sterile neutrinos, *Phys. Rev. D* 83 (2011) 065024. doi:10.1103/PhysRevD.83.065024.  
URL <http://link.aps.org/doi/10.1103/PhysRevD.83.065024>
- [26] A. G. Dias, V. Pleitez, Stabilizing the invisible axion in 3-3-1 models, *Phys. Rev. D* 69 (2004) 077702. doi:10.1103/PhysRevD.69.077702.  
URL <https://link.aps.org/doi/10.1103/PhysRevD.69.077702>
- [27] D. Cogollo, A. X. Gonzalez-Morales, F. S. Queiroz, P. R. Teles, Excluding the light dark matter window of a 331 model using lhc and direct dark matter detection data, *Journal of Cosmology and Astroparticle Physics (JCAP)* 2014 (11) (2014) 002.  
URL <http://stacks.iop.org/1475-7516/2014/i=11/a=002>
- [28] J. C. Montero, B. L. Sánchez-Vega, Accidental symmetries and massless quarks in the economical 3-3-1

- model, Phys. Rev. D 91 (2015) 037302. doi:10.1103/PhysRevD.91.037302.  
URL <http://link.aps.org/doi/10.1103/PhysRevD.91.037302>
- [29] S. M. Boucenna, J. W. F. Valle, A. Vicente, Predicting charged lepton flavor violation from 3-3-1 gauge symmetry, Phys. Rev. D 92 (2015) 053001. doi:10.1103/PhysRevD.92.053001.  
URL <http://link.aps.org/doi/10.1103/PhysRevD.92.053001>
- [30] L. Clavelli, T. C. Yang, Conditions for an  $su_L(3) \otimes U(1)$  gauge theory, Phys. Rev. D 10 (1974) 658–662. doi:10.1103/PhysRevD.10.658.  
URL <http://link.aps.org/doi/10.1103/PhysRevD.10.658>
- [31] B. W. Lee, S. Weinberg,  $Su(3) \otimes u(1)$  gauge theory of the weak and electromagnetic interactions, Phys. Rev. Lett. 38 (1977) 1237–1240. doi:10.1103/PhysRevLett.38.1237.  
URL <http://link.aps.org/doi/10.1103/PhysRevLett.38.1237>
- [32] B. W. Lee, R. E. Shrock,  $Su(3) \otimes u(1)$  gauge theory of weak and electromagnetic interactions, Phys. Rev. D 17 (1978) 2410–2448. doi:10.1103/PhysRevD.17.2410.  
URL <http://link.aps.org/doi/10.1103/PhysRevD.17.2410>
- [33] M. Singer,  $Su(3) \otimes u(1)$  theory of weak-electromagnetic interactions with charged-boson mixing, Phys. Rev. D 19 (1979) 296–308. doi:10.1103/PhysRevD.19.296.  
URL <http://link.aps.org/doi/10.1103/PhysRevD.19.296>
- [34] M. Singer, J. W. F. Valle, J. Schechter, Canonical neutral-current predictions from the weak-electromagnetic gauge group  $su(3) \otimes u(1)$ , Phys. Rev. D 22 (1980) 738–743. doi:10.1103/PhysRevD.22.738.  
URL <http://link.aps.org/doi/10.1103/PhysRevD.22.738>
- [35] B. L. Sánchez-Vega, E. R. Schmitz, J. C. Montero, New constraints on the 3-3-1 model with right-handed neutrinos arXiv:1612.03827.  
URL <https://arxiv.org/abs/1612.03827>
- [36] J. E. Kim, Weak-interaction singlet and strong CP invariance, Phys. Rev. Lett. 43 (1979) 103–107. doi:10.1103/PhysRevLett.43.103.  
URL <https://link.aps.org/doi/10.1103/PhysRevLett.43.103>
- [37] M. Dine, W. Fischler, M. Srednicki, A simple solution to the strong cp problem with a harmless axion, Physics Letters B 104 (3) (1981) 199 – 202. doi:http://dx.doi.org/10.1016/0370-2693(81)90590-6.  
URL <http://www.sciencedirect.com/science/article/pii/0370269381905906>
- [38] H. Georgi, M. B. Wise, Hiding the invisible axion, Physics Letters B 116 (2) (1982) 123 – 126. doi:http://dx.doi.org/10.1016/0370-2693(82)90989-3.  
URL <http://www.sciencedirect.com/science/article/pii/0370269382909893>
- [39] W. A. Bardeen, R. Peccei, T. Yanagida, Constraints on variant axion models, Nuclear Physics B 279 (3) (1987) 401 – 428. doi:http://dx.doi.org/10.1016/0550-3213(87)90003-4.  
URL <http://www.sciencedirect.com/science/article/pii/0550321387900034>
- [40] L. M. Krauss, F. Wilczek, Discrete gauge symmetry in continuum theories, Phys. Rev. Lett. 62 (1989) 1221–1223. doi:10.1103/PhysRevLett.62.1221.  
URL <https://link.aps.org/doi/10.1103/PhysRevLett.62.1221>
- [41] L. E. Ibáñez, More about discrete gauge anomalies, Nuclear Physics B 398 (2) (1993) 301 – 318. doi:http://dx.doi.org/10.1016/0550-3213(93)90111-2.  
URL <http://www.sciencedirect.com/science/article/pii/0550321393901112>
- [42] K. S. Babu, I. Gogoladze, K. Wang, Stabilizing the axion by discrete gauge symmetries, Physics Letters B 560 (3-4) (2003) 214 – 222. doi:https://doi.org/10.1016/S0370-2693(03)00411-8.  
URL <http://www.sciencedirect.com/science/article/pii/S0370269303004118>
- [43] K. Babu, I. Gogoladze, K. Wang, Natural r-parity,  $\mu$ -term, and fermion mass hierarchy from discrete gauge symmetries, Nuclear Physics B 660 (1 - 2) (2003) 322 – 342. doi:https://doi.org/10.1016/S0550-3213(03)00258-X.  
URL <http://www.sciencedirect.com/science/article/pii/S055032130300258X>
- [44] J. E. Kim, G. Carosi, Axions and the strong CP problem, Reviews of Modern Physics 82 (1) (2010) 557.

- URL <https://journals.aps.org/rmp/abstract/10.1103/RevModPhys.82.557>
- [45] M. S. Turner, F. Wilczek, Inflationary axion cosmology, *Physical review letters* 66 (1) (1991) 5.  
URL <https://journals.aps.org/prl/abstract/10.1103/PhysRevLett.66.5>
  - [46] D. Harari, P. Sikivie, On the evolution of global strings in the early universe, *Physics Letters B* 195 (3) (1987) 361–365.  
URL <http://www.sciencedirect.com/science/article/pii/0370269387900323>
  - [47] A. Vilenkin, A. E. Everett, Cosmic strings and domain walls in models with goldstone and pseudo-goldstone bosons, *Physical Review Letters* 48 (26) (1982) 1867.  
URL <https://journals.aps.org/prl/abstract/10.1103/PhysRevLett.48.1867>
  - [48] O. Wantz, E. Shellard, Axion cosmology revisited, *Physical Review D* 82 (12) (2010) 123508.  
URL <https://journals.aps.org/prd/abstract/10.1103/PhysRevD.82.123508>
  - [49] M. Kawasaki, K. Saikawa, T. Sekiguchi, Axion dark matter from topological defects, *Physical Review D* 91 (6) (2015) 065014.  
URL <https://journals.aps.org/prd/abstract/10.1103/PhysRevD.91.065014>
  - [50] E. Kolb, M. Turner, *The early universe*, Vol. 69, Westview press, 1994.
  - [51] A. Vilenkin, Cosmic strings and domain walls, *Physics reports* 121 (5) (1985) 263–315.  
URL <http://www.sciencedirect.com/science/article/pii/037015738590033X>
  - [52] R. L. Davis, Cosmic axions from cosmic strings, *Physics Letters B* 180 (3) (1986) 225–230.  
URL <http://www.sciencedirect.com/science/article/pii/037026938690300X>
  - [53] T. Hiramatsu, M. Kawasaki, T. Sekiguchi, M. Yamaguchi, J. Yokoyama, Improved estimation of radiated axions from cosmological axionic strings, *Physical Review D* 83 (12) (2011) 123531.  
URL <https://journals.aps.org/prd/abstract/10.1103/PhysRevD.83.123531>
  - [54] T. Hiramatsu, M. Kawasaki, K. Saikawa, T. Sekiguchi, Production of dark matter axions from collapse of string-wall systems, *Physical Review D* 85 (10) (2012) 105020.  
URL <https://journals.aps.org/prd/abstract/10.1103/PhysRevD.85.105020>
  - [55] P. Sikivie, Axions, domain walls, and the early universe, *Physical Review Letters* 48 (17) (1982) 1156.  
URL <https://journals.aps.org/prl/abstract/10.1103/PhysRevLett.48.1156>
  - [56] A. Vilenkin, E. P. S. Shellard, *Cosmic strings and other topological defects*, Cambridge Monographs on Mathematical Physics, Cambridge University Press, 1994.
  - [57] D. H. Lyth, Estimates of the cosmological axion density, *Physics Letters B* 275 (3-4) (1992) 279–283.  
URL <http://www.sciencedirect.com/science/article/pii/0370269392915906>
  - [58] A. Ringwald, K. Saikawa, Axion dark matter in the post-inflationary Peccei-Quinn symmetry breaking scenario, *Physical Review D* 93 (8) (2016) 085031.  
URL <https://journals.aps.org/prd/abstract/10.1103/PhysRevD.93.085031>
  - [59] P. A. R. Ade, et al., Planck 2015 results. xiii. cosmological parameters, *Astron. Astrophys.* 594 (2016) A13. [arXiv:1502.01589](https://arxiv.org/abs/1502.01589), doi:10.1051/0004-6361/201525830.
  - [60] *et al.* T. Dafni, An update on the axion helioscopes front: current activities at cast and the iaxo project, *Nuclear and Particle Physics Proceedings* 273 (2016) 244 – 249, 37th International Conference on High Energy Physics (ICHEP). doi:<http://dx.doi.org/10.1016/j.nuclphysbps.2015.09.033>.  
URL <http://www.sciencedirect.com/science/article/pii/S2405601415005222>
  - [61] N. Bastidon, Any light particle search ii - status overview, in: *Proceedings, 11th Patras Workshop on Axions, WIMPs and WISPs (Axion-WIMP 2015): Zaragoza, Spain, June 22-26, 2015*, 2015, pp. 31–34. [arXiv:1509.02070](https://arxiv.org/abs/1509.02070), doi:10.3204/DESY-PROC-2015-02/bastidon\_noemie\_talk.  
URL <https://inspirehep.net/record/1392018/files/arXiv:1509.02070.pdf>
  - [62] R. Bähre, B. Döbrich, J. Dreyling-Eschweiler, S. Ghazaryan, R. Hodajerdi, D. Horns, F. Januschek, E.-A. Knabbe, A. Lindner, D. Notz, et al., Any light particle search ii-technical design report, *Journal of Instrumentation* 8 (09) (2013) T09001.  
URL <http://iopscience.iop.org/article/10.1088/1748-0221/8/09/T09001/meta>
  - [63] E. Armengaud, F. Avignone, M. Betz, P. Brax, P. Brun, G. Cantatore, J. Carmona, G. Carosi, F. Caspers, S. Caspi, et al., Conceptual design of the international axion observatory (iaxo), *Journal of Instrumentation* 9 (05) (2014) T05002.

- URL <http://iopscience.iop.org/article/10.1088/1748-0221/9/05/T05002/meta>
- [64] Q.-H. Cao, D.-M. Zhang, Collider phenomenology of the 3-3-1 model [arXiv:1611.09337](#).
- [65] G. Corcella, C. Coriano, A. Costantini, P. H. Frampton, Bilepton signatures at the [lhcarXiv:1707.01381](#).