

Deformation of the Galactic Centre stellar cusp due to the gravity of a growing gas disc

Karamveer Kaur¹ and S. Sridhar²

Raman Research Institute, Sadashivanagar, Bangalore 560 080, India

¹ *karamveer@rri.res.in* ² *ssridhar@rri.res.in*

14 September 2017

ABSTRACT

The nuclear star cluster surrounding the massive black hole at the Galactic Centre consists of young and old stars, with most of the stellar mass in an extended, cuspy distribution of old stars. The compact cluster of young stars was probably born in situ in a massive accretion disc around the black hole. We investigate the effect of the growing gravity of the disc on the orbits of the old stars, using an integrable model of the deformation of a spherical star cluster with anisotropic velocity dispersions. A formula for the perturbed phase space distribution function is derived using linear theory, and new density and surface density profiles are computed. The cusp undergoes a spheroidal deformation with the flattening increasing strongly at smaller distances from the black hole; the intrinsic axis ratio ~ 0.8 at ~ 0.15 pc. Stellar orbits are deformed such that they spend more time near the disc plane and sample the dense inner parts of the disc; this could result in enhanced stripping of the envelopes of red giant stars. Linear theory accounts only for orbits whose apsides circulate. The non-linear theory of adiabatic capture into resonance is needed to understand orbits whose apsides librate. The mechanism is a generic dynamical process, and it may be common in galactic nuclei.

Key words: galaxies: kinematics and dynamics – galaxies: nuclei – Galaxy: centre – Galaxy: kinematics and dynamics

1 INTRODUCTION

There is strong evidence that the Galactic centre (GC) source Sgr A* is a massive black hole (MBH) with mass of about $4 \times 10^6 M_\odot$, embedded in a nuclear star cluster (NSC) of $2.5 \times 10^7 M_\odot$ with a half-light radius of about 4 pc, consisting of both late-type (old, > 1 Gyr) and early-type (young, < 10 Myr) stars (Genzel et al. 2010; Schödel et al. 2014; Boehle et al. 2016; Gillessen et al. 2017). The first high angular resolution observations seemed to imply that the old stars were distributed in a density cusp (Genzel et al. 2003; Schödel et al. 2007). But when the contamination of light from the young stars was accounted for, the old giant population appeared to have a core-like, rather than a cuspy, surface density profile (Buchholz et al. 2009; Do et al. 2009; Bartko et al. 2010; Fritz et al. 2016). Recent work has refined our knowledge of the distribution of the old stars (Gallego-Cano et al. 2017; Schödel et al. 2017). Within about 3 pc of the MBH the density profile of resolved faint stars and sub-giants and dwarfs (inferred from diffuse light) is cuspy, and well-described by a single power-law. But red clump and brighter giant stars have a similar cuspy profile only beyond a projected radius of about 0.3 pc, inside which they display a core-like surface density profile.

There are about 200 young stars in a compact cluster of size $\lesssim 0.5$ pc around the MBH, including WR stars, O, B type main sequence stars, giants and supergiants (Allen et al. 1990; Krabbe et al. 1991; Ghez et al. 2003; Paumard et al. 2006; Bartko et al. 2010; Do et al. 2013). Stellar orbits have a range of eccentricities, inclinations and orientations, with about 20% in a clockwise disc that extends between about 0.03 – 0.13 pc, with mean eccentricity ~ 0.3 (Yelda et al. 2014). It has been suggested that all the young stars could have been born in situ in a starburst event in a massive, fragmenting accretion disc around the MBH (Levin & Beloborodov 2003). If this is the case then the young star cluster has evolved dynamically since its birth in a dense and thin accretion disc. Repeated passage of the RC and brighter giant stars through the dense inner parts of the accretion disc could have robbed them of their envelopes, rendering the innermost stars invisible; this would explain the difference between the core-like profiles of the old giants and the cuspy profiles of old stars lacking extended envelopes (Amaro-Seoane & Chen 2014). In contrast the accretion disc’s gravitational field will deflect the orbits of all old stars in the same manner. What is the gravitational response of an old stellar cusp to the accumulation of gas in an accretion disc around the MBH?

In this paper we address this question by constructing a simple model of the process within the radius of influence of the MBH, $r_{\text{infl}} \simeq 2$ pc. The problem is stated in § 2 for a non-rotating, spherical stellar cusp with anisotropic velocity dispersions, which experiences gravitational perturbations due to a growing gas disc; we argue that disc growth is slow compared to typical apse precession periods of cusp orbits. In § 3 we cast the dynamical problem in terms of the secular theory of Sridhar & Touma (2016), which is its natural setting. In § 4 we derive a formula for the linear perturbation to the phase space distribution function (DF): the magnitude of the perturbation is largest for orbits that are highly inclined with respect to the disc plane; it is positive when the angle between the lines of apsides and nodes is less than 45° and negative otherwise. This is explained in terms of the secular, adiabatic dynamics of individual orbits in the combined gravitational potentials of the cusp and disc. Linear theory accounts only for orbits whose apsides circulate. The non-linear theory of adiabatic capture into resonance is needed to understand orbits whose apsides librate. In § 5 we use the formula for the DF to compute the oblate spheroidal deformation of the three dimensional density profile of the cusp, as well as the surface density profiles for different viewing angles. We conclude in § 6 with a discussion of linear stability, extensions to rotating and axisymmetric cusps, and that the process studied in this paper may be common in galactic nuclei.

2 STATEMENT OF THE PROBLEM

We are interested in describing stellar dynamics within 1 pc of a MBH of mass $M_\bullet = 4 \times 10^6 M_\odot$. Let \mathbf{r} and \mathbf{u} be the position vector and velocity of a star, relative to the MBH. Since this region is well inside $r_{\text{infl}} \simeq 2$ pc, the dominant gravitational force on a star is the Newtonian $1/r^2$ attraction of the MBH. Hence the shortest time scale associated with a stellar orbit of semi-major axis a is its Kepler orbital period, $T_{\text{kep}}(a) \simeq 4.7 \times 10^4 a_{\text{pc}}^{3/2}$ yr where $a_{\text{pc}} = (a/1 \text{ pc})$.

2.1 The unperturbed stellar cusp

This is assumed to be spherically symmetric about the MBH, with a density profile

$$\rho_c(r) = \frac{(3 - \gamma)M_c}{4\pi r_c^3} \left(\frac{r_c}{r}\right)^\gamma. \quad (1)$$

For the GC cusp $\gamma = 1.23 \pm 0.05$, and $M_c = 10^6 M_\odot$ is the stellar mass within a radius $r_c = 1$ pc of the MBH (Gallego-Cano et al. 2017; Schödel et al. 2017). The gravitational

potential due to the cusp ($\gamma \neq 2$) is

$$\varphi_c(r) = \frac{GM_c}{(2-\gamma)r_c} \left(\frac{r}{r_c}\right)^{2-\gamma}, \quad (2)$$

where a constant additive term has been dropped. The cusp's spherically symmetric gravitational field will make the apsides of Kepler orbits precess in a retrograde sense in their respective orbital planes. The typical apse precession period is $T_{\text{pr}}^c(a) \sim (M_\bullet/M_{\text{ca}}) T_{\text{kep}}(a)$, where $M_{\text{ca}} = M_c a_{\text{pc}}^{(3-\gamma)}$ is the mass in cusp stars inside a sphere of radius a . Then $T_{\text{pr}}^c(a) \sim 1.8 \times 10^5 a_{\text{pc}}^{(\gamma-3/2)}$ yr. Within a parsec the apse precession period is always longer than the Kepler orbital period. We assume that the distribution of these precessing orbits is such that, at every point in space, the mean velocity vanishes but the velocity distribution is anisotropic. This anisotropy is characterized by the parameter $\beta(r) = 1 - (\sigma_\theta^2 + \sigma_\phi^2) / 2\sigma_r^2$, where the σ 's are velocity dispersions along the three principal directions of a polar coordinate system centred on the MBH. When $\beta(r)$ is negative(positive) the velocity distribution is tangentially(radially) biased.

The cusp is described by a probability distribution function, $f_c(\mathbf{r}, \mathbf{u})$, in the six dimensional phase space, $\{\mathbf{r}, \mathbf{u}\}$. For a non-rotating system with anisotropic velocity dispersion, Jeans theorem implies that the unperturbed DF is a function of the energy per unit mass, $E = u^2/2 - GM_\bullet/r + \varphi_c(r)$, and magnitude of the angular momentum per unit mass $L = |\mathbf{r} \times \mathbf{u}|$ (Binney & Tremaine 2008). Let us consider the double power-law DF,

$$f_c(\mathbf{r}, \mathbf{u}) = \begin{cases} \frac{A}{2\pi} (-E)^m L^n, & E < 0 \\ 0, & E > 0, \end{cases} \quad (3)$$

which is composed entirely of bound orbits; $m > 0$ for the DF to be continuous at $E = 0$. There is one relation among the three parameters (A, m, n) due to the normalization of the DF, $\int f_c d\mathbf{r} d\mathbf{u} = 1$. The density is obtained by integrating the DF over velocity space: $\rho_c(r) = M_c \int f_c d\mathbf{u}$. For $r \leq 1$ pc the Kepler potential of the MBH dominates the cluster potential, so $E \simeq E_k = u^2/2 - GM_\bullet/r =$ Kepler energy is a good approximation, and it is straightforward to do the velocity-space integral in the standard manner (Binney & Tremaine 2008). Comparing with equation (1) gives two more relations between (A, m, n) and (r_c, γ) . It is convenient to choose the independent parameters as (r_c, m, n) and

write:

$$A = \frac{3 - \gamma}{4\pi 2^{\frac{n+1}{2}} B_{(\frac{n}{2}+1, \frac{1}{2})} B_{(m+1, \frac{n+3}{2})} r_c^{3-\gamma} (GM_\bullet)^{\gamma+n}}, \quad (4)$$

$$\gamma = \frac{2m - n + 3}{2},$$

where $B_{(p,q)}$ is the Beta function. It is also straightforward to calculate the velocity anisotropy, $\beta = -n/2$, which is now constant. We note that for the density to be finite, $n > -2$ (or $\beta < 1$), which puts an upper limit on how radially biased the double power-law DF of equation (3) can be.

2.2 The perturbing gas disc

Levin & Beloborodov (2003) proposed that the young stars at the GC were formed in situ, in a massive accretion disc around the MBH. As gas accumulated in the accretion disc it became gravitationally unstable in efficiently cooling regions with Toomre $Q \lesssim 1$, and fragmented into massive stars (Nayakshin 2006; Levin 2007). A thin gas disc that is supported by external irradiation prior to fragmentation can have a steep surface density, $\Sigma_d(R) \propto R^{-3/2}$ according to Levin (2007). This is consistent with the steep surface density profile of the clockwise disc of young stars that lies within about 0.13 pc of the MBH (Paumard et al. 2006; Lu et al. 2009; Bartko et al. 2009; Yelda et al. 2014). We assume that the mass of the progenitor gas disc grew in time from some small value to a maximum value, just before the birth of the young stars. We need to choose a mass model representing an axisymmetric, thin accretion disc with surface density profile, $\Sigma_d(R) \propto R^{-3/2}$. The gravitational potential of this mass model should be of a simple form, to enable explicit computation of the secular perturbation it exerts on the orbits of the old cusp stars. We found the following two-component model to be a suitable three dimensional density distribution:

$$\rho_d(r, \theta, t) = \frac{2}{11\pi} \frac{M_d(t)}{r_d^3} \left(\frac{r_d}{r}\right)^{5/2} \left[\delta\left(\theta - \frac{\pi}{2}\right) + \frac{9}{16}(1 - |\cos\theta|)^2 \right], \quad (5)$$

where $M_d(t)$ is the mass inside a sphere of radius $r_d = 1$ pc at time t . The disc consists of two components: within a sphere of radius r , about 73% of its mass is in a razor-thin component confined to the equatorial plane; about 27% is in an extended but flattened corona. It is straightforward to verify that the gravitational potential due to $\rho_d(r, \theta, t)$ is:

$$\varphi_d(r, \theta, t) = -\frac{8}{11} \frac{G M_d(t)}{r_d} \left(\frac{r_d}{r}\right)^{1/2} \left[\frac{9(33 + \cos^2\theta)}{100} - \frac{|\cos\theta|}{2} \right]. \quad (6)$$

We are interested in determining the perturbation caused by the time-dependent disc

potential of equation (6) to the DF of equation (3). In order to do this we assume that $M_d(t)$ grows monotonically on a time scale, T_{grow} , to its maximum value, M_{dm} , just before the birth of the young stars. We now estimate M_{dm} and T_{grow} :

Disc mass: A circumnuclear disc (CND), composed of molecular clouds, orbits the MBH at distances $\sim 1.5 - 5$ pc (Gatley et al. 1986; Guesten et al. 1987; Yusef-Zadeh et al. 2001). The CND is presumably a remnant of the outer parts of the gas disc. If we assume that the total mass — but not the necessarily its distribution — in the annulus has not changed much over the last Myr, then we can estimate M_{dm} as follows. Since $\Sigma_d(R) \propto R^{-3/2}$, the gas mass within R is $\propto R^{1/2}$, so we set $M_{\text{dm}} (\sqrt{5} - \sqrt{1.5}) = M_{\text{CND}}$. Estimates of M_{CND} range from $10^4 M_\odot$ (Etxaluze et al. 2011; Requena-Torres et al. 2012) to $10^6 M_\odot$ (Christopher et al. 2005). Adopting a mid-value, $M_{\text{CND}} \sim 10^5 M_\odot$, we infer that $M_{\text{dm}} \sim 10^5 M_\odot$, which is similar to the value suggested by Nayakshin & Cuadra (2005).

Growth time: T_{grow} depends on the agency that removes angular momentum from the gas flow at a radius of about a parsec. If it is accretion disc ‘ α -viscosity’ then $T_{\text{grow}} \sim T_{\text{kep}}(1 \text{ pc})/(\alpha\xi^2)$, where $\alpha \sim 0.3$ for gravitationally induced turbulence (Gammie 2001) and $\xi \lesssim 0.1$ is the half-opening-angle of the thin disc; this gives $T_{\text{grow}} \gtrsim 1.5 \times 10^7$ yr. If angular momentum is lost through non-axisymmetric gravitational perturbations then $T_{\text{grow}} \sim T_{\text{kep}}(1 \text{ pc})/\delta_\varphi$ is the flow time scale, where δ_φ is the fractional non-axisymmetry in the gravitational potential at a radius of a parsec. Even for the pronounced $m = 1$ asymmetry of the nuclear disc of M31, $\delta_\varphi \sim 10^{-3} - 10^{-2}$ (Chang et al. 2007). Hence we expect, in either case, that $T_{\text{grow}} \gtrsim 10^7$ yr for the GC accretion disc.

2.3 Adiabatic nature of the perturbation

The perturbation due to the disc contributes to both apsidal and nodal precession. We can estimate the perturbation by imagining gas of total mass, $M_{\text{dm}} = 10^5 M_\odot$, to be distributed spherically symmetric with density profile $\propto r^{-5/2}$, instead of being highly flattened as given by equation (5). Such a spherically symmetric approximation to the perturbation does not cause nodal precession but contributes to retrograde apse precession over times, $T_{\text{pr}}^d(a) \sim (M_\bullet/M_{\text{da}}) T_{\text{kep}}(a)$, where $M_{\text{da}} = 10^5 a_{\text{pc}}^{1/2} M_\odot$ is the disc mass inside a sphere of radius a . Then $T_{\text{pr}}^d(a) \sim 2 \times 10^6 a_{\text{pc}}$ yr is an increasing function of a . This should be compared with the precession period due to the cusp stars, $T_{\text{pr}}^c(a) \sim 2 \times 10^5 a_{\text{pc}}^{-1/4}$ yr (for a fiducial value of $\gamma = 5/4$), which is a decreasing function of a . If we define the secular time, $T_{\text{sec}}(a)$, as

the apse precession period in the combined gravitational fields of the stars and (‘spherically symmetrically distributed’) gas, then $T_{\text{sec}}(a) = T_{\text{pr}}^{\text{c}}(a) T_{\text{pr}}^{\text{d}}(a) / [T_{\text{pr}}^{\text{c}}(a) + T_{\text{pr}}^{\text{d}}(a)]$. Hence the net precession period, $T_{\text{sec}}(a)$, is dominated by the disc mass for $a < 0.16$ pc and by the cusp mass for $a > 0.16$ pc. This precession period attains its maximum value of about 2×10^5 yr within 1 pc, which is much shorter than our earlier estimate of $T_{\text{grow}} \gtrsim 10^7$ yr, the growth time of the disc. Hence the perturbation may be assumed to be adiabatic.¹

3 SECULAR COLLISIONLESS DYNAMICS

We have three well-separated time scales in the problem. These are the short Kepler orbital period, $T_{\text{kep}}(a) \simeq 4.7 \times 10^4 a_{\text{pc}}^{3/2}$ yr; the long time scale of disc growth, $T_{\text{grow}} \gtrsim 10^7$ yr; and the intermediate secular time scale, $T_{\text{sec}}(a) \lesssim 2 \times 10^5$ yr: we always have $T_{\text{kep}}(a) \ll T_{\text{sec}}(a) \ll T_{\text{grow}}$ for $a \leq 1$ pc. In order to study the evolution of the cusp DF over times greater than $T_{\text{sec}}(a)$, we can average the orbit of every star over the rapidly varying Kepler orbital phase. We now cast the problem in the framework of the secular theory of collisionless evolution (Sridhar & Touma 2016).

Since secular dynamics corresponds to a perturbed Kepler problem, it is convenient to use the Delaunay action-angle variables, $\{I, L, L_z; w, g, h\}$. The three actions are related to the natural variables, a = semi-major axis, e = eccentricity and i = inclination, as follows: $I = \sqrt{GM_{\bullet}a}$; $L = I\sqrt{1-e^2}$ the magnitude of the angular momentum; and $L_z = L \cos i$ the z -component of the angular momentum. The three angles conjugate to them are, respectively: w the Kepler orbital phase (or mean anomaly); g the angle to the periapse from the ascending node; and h the longitude of the ascending node. Since the Kepler orbital energy $E_{\text{k}}(I) = -1/2(GM/I)^2$ depends only on the action I , all the Delaunay variables except w are constant in time for the unperturbed Kepler problem; w itself advances at the (fast) rate $2\pi/T_{\text{kep}}(a) = (GM_{\bullet}/a^3)^{1/2}$. The cusp and disc potentials are both small perturbations to $E_{\text{k}}(I)$, that cause secular orbital evolution. A natural measure of time is the ‘slow’ time variable $\tau = (M_{\text{c}}/M_{\bullet})t$. This slow dynamics is described by averaging over w , which has two immediate consequences: (i) The phase space of the system reduces to five dimensions and a general DF may be written as $F(I, L, L_z, g, h, \tau)$; (ii) Since

¹ Our estimates of apse precession periods accounted only for the sizes of stellar orbits (i.e. semi-major axes a), but not for orbital eccentricities. Highly eccentric orbits precess very slowly — see equation (9) — and the adiabatic approximation is not valid for these; this is discussed in § 4.2.

the Hamiltonian governing secular dynamics is independent of w , its canonically conjugate action, I , is an integral of motion even when the Hamiltonian is time-dependent. Hence the orbit of every star is confined to the four dimensional $I = \text{constant}$ surface.

The unperturbed cusp: The secular DF for unperturbed cusp is

$$F_0(I, L) = 2\pi f_c(E_k, L) = \frac{A (GM_\bullet)^{2m} L^n}{2^m I^{2m}}, \quad (7)$$

where we have used equation (3). The (scaled) orbit-averaged cusp potential, $\Phi_c(I, L) = (M_\bullet/M_c) \oint \varphi_c(r) dw/2\pi$, is proportional to a hypergeometric function, but the following approximate expression will suffice for our purposes:²

$$\Phi_c(I, L) = \frac{GM_\bullet}{(2-\gamma)r_c} \left(\frac{a}{r_c}\right)^{2-\gamma} (1 + \alpha_\gamma e^2), \quad \text{where } \alpha_\gamma = \frac{2^{3-\gamma} \Gamma(\frac{7}{2} - \gamma)}{\sqrt{\pi} \Gamma(4 - \gamma)} - 1. \quad (8)$$

This formula is exact for $\gamma = 1$, and a good approximation for our fiducial value, $\gamma = 5/4$. $\Phi_c(I, L)$ acts as the Hamiltonian for secular dynamics so the apse precession frequency, $dg/d\tau = \Omega_c(I, L)$, is:

$$\Omega_c(I, L) = \frac{\partial \Phi_c}{\partial L} = -\frac{2\alpha_\gamma}{2-\gamma} \Omega_{\text{kep}}(r_c) \frac{I^{3-2\gamma}}{(GM_\bullet r_c)^{\frac{3}{2}-\gamma}} \frac{L}{I}, \quad (9)$$

where $\Omega_{\text{kep}}(r_c) = (GM_\bullet/r_c^3)^{1/2}$ is the Kepler frequency for an orbit of semi-major axis r_c . Since $\Omega_c \propto -a^{(3/2-\gamma)} \sqrt{1-e^2}$, the (retrograde) apse precession is fastest for near-circular orbits and slowest for highly eccentric orbits. Moreover for $\gamma < 3/2$, which is of interest to us, orbits of smaller a precess slower.

Orbit-averaged disc perturbation: $\Phi_d(I, L, L_z, g, \tau) = (M_\bullet/M_c) \oint \varphi_d(r, \theta, t) dw/2\pi$ can be written in terms of Elliptic integrals for the potential of equation (6), as given in Appendix A. The following approximation, which is convenient for calculations, has a maximum fractional error $\lesssim 2\%$:

$$\Phi_d = \frac{16 GM_\bullet}{11\pi r_c} \mu(\tau) \sqrt{\frac{r_d}{a}} \left[-\frac{9}{100} \sqrt{1+e} \mathcal{E}(k) \left(33 + \frac{\sin^2 i}{2} \right) + \frac{\sin i}{2} (1 + a_0 e^2 + b_0 e^4 + c_0 e^6) \right. \\ \left. - \left(\frac{\lambda}{2} \sin i - \frac{9}{100} \sin^2 i \right) (a_t e^2 + b_t e^4 + c_t e^6) \cos 2g \right], \quad (10)$$

where $k = \sqrt{2e/(1+e)}$, $\mathcal{E}(k)$ is the complete elliptic integral of second kind defined in equation (A3), and $a_0 = -0.0742572$, $b_0 = 0.0417887$, $c_0 = -0.0672152$, $\lambda = 0.848835$, $a_t = 0.495367$, $b_t = -0.492259$, $c_t = 0.703998$. Here $\mu(\tau) = [M_d(\tau) r_c / M_c r_d]$ is a time-dependent small parameter characterising the strength of the disc perturbation relative to the cusp: $\mu(\tau) \rightarrow 0$ as $\tau \rightarrow -\infty$ and μ takes its largest value of 0.1 when $M_d = 10^5 M_\odot$.

² Both the exact expression and the approximation are given in equations (4.81) and (4.82) of Merritt (2013).

Secular evolution of the cusp DF: The spherical cusp DF of equation (7) responds to the time-dependent, axisymmetric disc potential of equation (10). The DF of the axisymmetrically deforming cusp must be independent of the nodal longitude h , and takes the general form, $F(I, L, L_z, g, \tau)$. Let $\Phi(I, L, L_z, g, \tau)$ be the (scaled) orbit-averaged self-gravitational potential due to F . The evolution of the DF is governed by the secular collisionless Boltzmann equation (CBE),

$$\frac{\partial F}{\partial \tau} + \frac{\partial H}{\partial L} \frac{\partial F}{\partial g} - \frac{\partial H}{\partial g} \frac{\partial F}{\partial L} = 0, \quad (11)$$

where

$$H(I, L, L_z, g, \tau) = \Phi(I, L, L_z, g, \tau) + \Phi_d(I, L, L_z, g, \tau), \quad (12)$$

is the secular Hamiltonian governing each stellar orbit. Both $I = \sqrt{GM_\bullet a}$ and $L_z = I\sqrt{1 - e^2} \cos i$ are secular integrals of motion, even though H is time-dependent. If H were time-independent, it is itself a third integral of motion; in contrast to un-averaged stellar dynamics, all time-independent, axisymmetric secular dynamics is integrable (Sridhar & Touma 1999). Then the secular Jeans theorem (Sridhar & Touma 2016) implies that a steady state F must be function of (I, L_z, H) . We need to solve the problem for an adiabatically varying H .

4 ADIABATIC RESPONSE OF THE STELLAR CUSP

The time-dependence of H is driven by disc growth over times, $T_{\text{grow}} \gtrsim 10^7$ yr, that are much longer than $T_{\text{sec}} \lesssim 2 \times 10^5$ yr. In this case H is not conserved, but the principle of adiabatic invariance can be used to calculate a new action, $J = \oint L(H, I, L_z, g, \tau) dg/2\pi$, that is conserved for orbits that are far from a separatrix, and undergoes a probabilistic change which can be calculated for orbits encountering a separatrix (Goldreich & Peale 1966; Henrard 1982); the corresponding evolution of the DF was worked out in Sridhar & Touma (1996) — see § 4.2 for a more detailed discussion of these points. The non-linear, axisymmetric, adiabatic response is an integrable and solvable problem, but it requires substantial numerical computations. The hardest part of the problem is in calculating $\Phi(I, L, L_z, g, \tau)$, the orbit-averaged self-gravitational potential due to F . This is the sum of $\Phi_c(I, L)$ and the potential due to the deformation of the DF, $(F - F_0)$. In order to estimate the ‘bare’ effect of the disc potential, we drop the latter term in the standard manner, and set $\Phi = \Phi_c$. Below we derive an explicit formula for the linear response of the DF, which is used in the next

section to calculate density deformation. Then we study orbital structure: this provides a physical interpretation of the linear deformation, clarifies the limits of linear theory and sets the stage for the non-linear theory of adiabatic deformation.

4.1 Linear adiabatic response

From the discussion of time scales in § 2.3, we expect that disc perturbation is small for $a \gtrsim 0.2$ pc. Substituting $F = F_0 + F_1$ and $H = \Phi_c + \Phi_d$ in the CBE of equation (11), and keeping only terms linear in the small quantities, F_1 and Φ_d , we obtain the linearised CBE governing the evolution of F_1 :

$$\frac{\partial F_1}{\partial \tau} + \Omega_c(I, L) \frac{\partial F_1}{\partial g} = \frac{\partial F_0}{\partial L} \frac{\partial \Phi_d}{\partial g} \quad (13)$$

The right side is the driving due to the growing disc, that varies over the long disc growth time scale. This causes F_1 also to vary over the same time scale, so $\partial F_1/\partial \tau$ is generally much smaller than $\Omega_c(I, L) \partial F_1/\partial g$.³ Dropping $\partial F_1/\partial \tau$, we can integrate over g to find F_1 . The physical solution cannot have a g -independent part because such a deformation is not allowed through collisionless, secular Hamiltonian deformations in phase space. Therefore

$$F_1(I, L, L_z, g, \tau) = \frac{1}{\Omega_c(I, L)} \frac{\partial F_0}{\partial L} \left[\Phi_d - \langle \Phi_d \rangle_g \right], \quad (14)$$

where $\langle \Phi_d \rangle_g = \oint \Phi_d dg/2\pi$. Using the purely g -dependent part on the right side of equation (10), together with equations (9) and (7), we obtain the following explicit expression:

$$F_1 = \frac{D(\tau)}{(GM_\bullet r_c)^{3/2}} \frac{r_c}{a} (1 - e^2)^{\left(\frac{n}{2}-1\right)} (a_t e^2 + b_t e^4 + c_t e^6) \left(\frac{\lambda}{2} \sin i - \frac{9}{100} \sin^2 i \right) \cos 2g,$$

$$\text{where } D(\tau) = \frac{4n(2-\gamma)(3-\gamma)}{11\pi^2 \alpha_\gamma 2^{(\gamma+n)} B_{\left(\frac{n}{2}+1, \frac{1}{2}\right)} B_{\left(m+1, \frac{n+3}{2}\right)}} \sqrt{\frac{r_d}{r_c}} \mu(\tau). \quad (15)$$

The secular linear deformation has been written in terms of physical variables, instead of Delaunay variables, so we can read-off its general properties:

1. $F_1 \propto a^{-1}$ is independent of the cusp power-law index because γ cancels out in the ratio, $\Omega_c^{-1} (\partial F_0/\partial L)$, in equation (14). The magnitude of F_1 increases with decreasing a because the perturbing gas density rises steeply at small radii.

2. The magnitude of F_1 is an increasing function of the inclination, i , because F_1 is proportional to the g -dependent part of the disc potential, whose effect increases with inclination.

³ Since $|\Omega_c| \propto a^{(3/2-\gamma)} \sqrt{1-e^2}$ decreases as a decreases (for $\gamma < 3/2$), and e increases, this assumption is not valid for small and/or highly eccentric orbits. But we need to account for non-linear effects long before we face this limitation of the adiabatic approximation in the linear theory itself. This is discussed later in this section.

3. For $n \leq 2$, the magnitude of F_1 is an increasing function of the eccentricity, e . For $n > 2$ orbits with intermediate values of e contribute the most, because the unperturbed cusp has very tangentially biased velocity dispersions.

4. Since $F_1 \propto \cos 2g$ it is positive/negative for orbits whose angles between their lines of apses and nodes is lesser/greater than 45° . F_1 is positive and maximum for $g = (0^\circ, 180^\circ)$, and negative and minimum for $g = (90^\circ, 270^\circ)$.

Of the four properties the first three pertain to the magnitude of F_1 . The fourth item alone determines the sign of F_1 , and hence the flattening of the cusp. In order to understand this physically it is necessary to work out the broad characteristics of the individual orbits making up the stellar system. This also enables an appreciation of what is involved in calculating non-linear, adiabatic response.

4.2 Orbital structure and non-linear theory

The Hamiltonian governing orbital structure is $H(I, L, L_z, g, \tau) = \Phi_c + \Phi_d$. Using equations (8) and (10) we have:

$$\begin{aligned}
 H = \frac{GM_\bullet}{r_c} & \left[\frac{1}{(2-\gamma)} \left(\frac{a}{r_c} \right)^{2-\gamma} (1 + \alpha_\gamma e^2) + \frac{16\mu(\tau)}{11\pi} \sqrt{\frac{r_d}{a}} \left\{ -\frac{9}{100} \sqrt{1+e} \mathcal{E}(k) \left(33 + \frac{\sin^2 i}{2} \right) \right. \right. \\
 & \left. \left. + \frac{\sin i}{2} (1 + a_0 e^2 + b_0 e^4 + c_0 e^6) - \left(\frac{\lambda}{2} \sin i - \frac{9}{100} \sin^2 i \right) (a_t e^2 + b_t e^4 + c_t e^6) \cos 2g \right\} \right].
 \end{aligned}
 \tag{16}$$

As we discussed at the end of § 3, this time-dependent Hamiltonian always has two integrals of motion, $I = \sqrt{GM_\bullet a}$ and $L_z = I\sqrt{1-e^2} \cos i$. Therefore the eccentricity and inclination execute coupled oscillations: when e increases i decreases, while $a = \text{constant}$. In order to say more about orbits we need some information on the time-dependence of H , which arises through the parameter $\mu(\tau)$.

‘Time-frozen’ Hamiltonian: Were $\mu(\tau) = \text{constant}$, then H would be time-independent, and is itself the third integral of motion. Orbital dynamics can be visualised by first fixing some values of (I, L_z) , and drawing isocontours of H in the (L, g) phase plane, for $L \geq |L_z|$. For $\mu = 0$ we have $H = \Phi_c(I, L)$, so the isocontours are just $L = \text{constant}$ horizontal lines. For $\mu \neq 0$ the isocontours have a more complicated topology: these are displayed in Figure 1 for $\mu = 0.1$ (its maximal value), $a = 0.5$ pc and two different values of L_z . The orbital

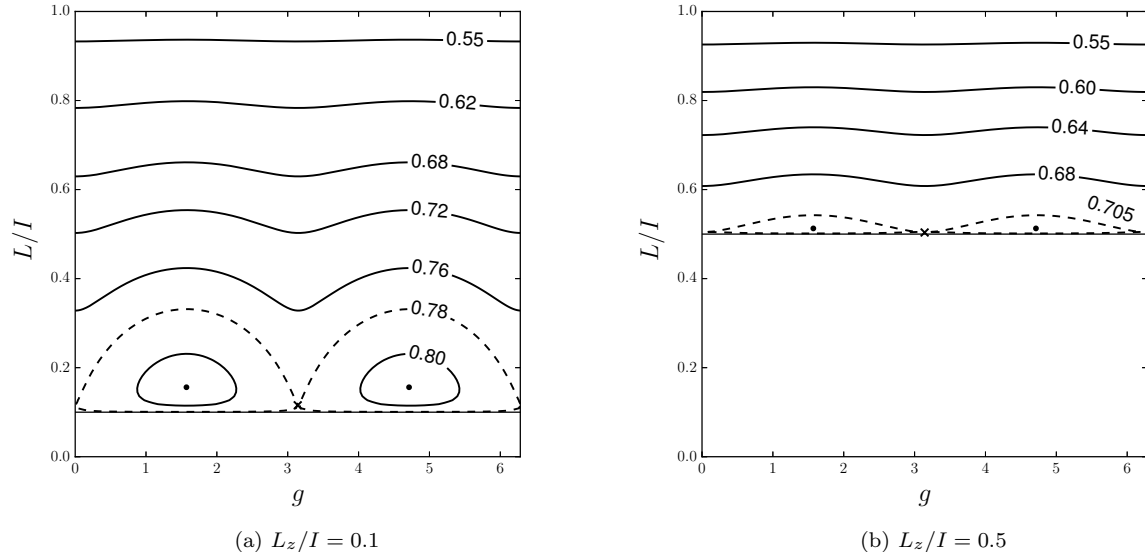


Figure 1. Isocontours of $H(I, L, L_z, g)$ in the (L, g) phase plane, in units of GM_\bullet/r_c , for $\mu = 0.1$ and $a = 0.5$ pc. The exact expressions for Φ_c , given in equation (4.81) of Merritt (2013), and Φ_d , given in equation (A13), have been used.

structure shares the following generic features of secular dynamics in time-independent, axisymmetric potentials around a MBH (Sambhus & Sridhar 2000; Merritt 2013):

Circulating orbits, for which g advances by 2π over one period. These can be thought of as perturbations of the $L = \text{constant}$ orbits of the $\mu = 0$ case, exhibiting periodic oscillations of both L and g . The perturbations need not necessarily be small, but they are small enough so that the basic topology of the orbit remains unchanged.

Librating orbits, for which g librates periodically about $g = (\pi/2, 3\pi/2)$. These populate two ‘islands’ parented by two elliptic fixed point orbits (marked by the dots), which correspond to Kepler ellipses of fixed (a, e, i, g) whose nodes precess at a steady rate.

Two Separatrix orbits (dashed lines) that meet at the hyperbolic fixed points at $g = (0, \pi)$. These partition the phase plane into circulating and librating orbits. The period of a separatrix orbit is infinite, as apse precession slows down terminally near the fixed points.

Adiabatically varying Hamiltonian: When $\mu(\tau)$ varies slowly with time, H is no longer an integral of motion. At early times $\mu \rightarrow 0$ so $H \rightarrow \Phi_c(I, L)$, which is just the unperturbed cusp. All orbits circulate at constant L , corresponding to retrograde apse precession at the constant rate Ω_c . As $\mu(\tau)$ increases two islands appear around the elliptic fixed points, together with their separatrices. As $\mu(\tau)$ increases the separatrices expand and the islands grow until their areas attain a maximum when $\mu = 0.1$. There are two cases to consider:

Adiabatic invariance and linear theory: For circulating orbits that do not ever en-

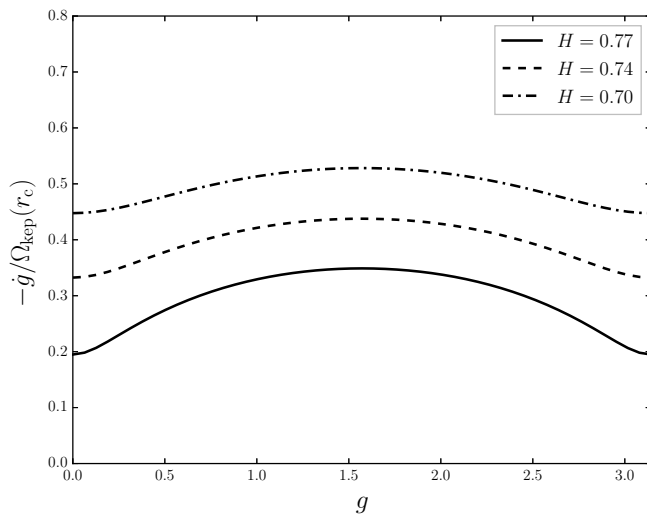


Figure 2. Apsis precession rates for three circulating orbits in the phase plane of Figure 1a, for $H = 0.70, 0.74, 0.77$.

counter the growing separatrices, $\mu(\tau)$ may be considered to be slowly varying. Then $J = \oint L(H, I, L_z, g, \tau) dg/2\pi$ is an adiabatic invariant, so we have three secular integrals of motion, (I, L_z, J) . The secular Jeans theorem implies that the full, non-linear DF is of the form $F(I, L_z, J)$. The linear response calculation of § 4.1 is a particular case, valid for those circulating orbits that remain close to an unperturbed $L = \text{constant}$ orbit. In this case $F = F_0(I, L) + F_1(I, L, L_z, g, \tau)$, where F_0 and F_1 are given in equations (3) and (15). We can now understand the general form of F_1 , by following individual circulating orbits.

From Figure 1 and the conservation of $L_z = L \cos i$, we see that both L and i take their smallest value at $g = (0^\circ, 180^\circ)$, and largest value at $g = (90^\circ, 270^\circ)$. Figure 2 shows the (retrograde) apse precession rate, $\dot{g} = \partial H/\partial L$, as a function of g , for three circulating orbits taken from the left panel of Figure 1. Apsis precession is slowest at $g = (0^\circ, 180^\circ)$, and fastest at $g = (90^\circ, 270^\circ)$. Since the orbit spends the most time where it precesses slowest, we expect a positive perturbation to the DF near $g = (0^\circ, 180^\circ)$, when the orbit also attains its maximum eccentricity and minimum inclination. Precisely the opposite behaviour obtains near $g = (90^\circ, 270^\circ)$. All of these contribute to an over-density in the perturbation close to the disc plane, and an under-density away from the disc plane, thereby flattening the cusp. Indeed the density deformation ρ_1 , shown in Figure 3a, has this expected form.

Adiabatic capture and non-linear theory: When a circulating orbit encounters one of the growing separatrices, it will be captured into the respective island and become a librating orbit (Goldreich & Peale 1966; Henrard 1982). Away from the separatrices the DF retains its adiabatic invariant form, $F(I, L_z, J)$, for both circulating and librating orbits. Since the

capture process is sensitive to the phase of the circulating orbit just before encounter, the DF just inside the separatrix will have a ‘mixed’ (or fine-grained) character. (Sridhar & Touma 1996) showed that this is best described by a coarse-grained DF, which is a weighted sum of the DFs of the circulating orbits that lie just outside the separatrices, with the weights related to the ratios of the ‘speeds’ at which the separatrices grow. Such an evolution is irreversible, in the sense that all entropy (or \mathcal{H}) functions grow in time. Since the DF inside islands is built up over time by capturing circulating orbits, the DF for librating orbits depends on the entire time evolution of the system, in contrast to the case discussed above when J was conserved. But all of this can be calculated because the secular adiabatic evolution of an axisymmetric system — even when the self-gravity of the perturbation is included — is an integrable problem.

5 SPHEROIDAL FLATTENING OF THE CUSP

Here we compute the deformation of the three dimensional density and the surface density, as seen from different viewing angles. The density perturbation can be calculated by integrating F_1 of equation (15) over velocity space. This can be carried through analytically (see Appendix B), and the result is this simple formula:

$$\rho_1(r, \theta, \tau) = \frac{M_c}{2\pi} \int F_1(I, L, L_z, g, \tau) d\mathbf{u} = \frac{3 - \gamma}{4\pi} C_{n,\gamma}(\tau) \frac{M_c}{r_c^3} \left(\frac{r_c}{r}\right)^{\frac{5}{2}} \Theta(\theta),$$

$$\text{where } \Theta(\theta) = \frac{\lambda}{2\pi} [\mathcal{E}(\sin \theta) - 2 \cos^2 \theta \mathcal{K}(\sin \theta)] - \frac{9}{400} (1 - 3 \cos^2 \theta);$$

$$C_{n,\gamma}(\tau) = \frac{16n(2 - \gamma) \mathcal{B}(n, \gamma)}{11\pi 2^{(\gamma - \frac{1}{2})} \alpha_\gamma} \sqrt{\frac{r_d}{r_c}} \mu(\tau). \quad (17)$$

Here $\mathcal{B}(n, \gamma)$ is a function of the indices, (n, γ) , of the unperturbed spherical cusp, as given in equation (B13). It should be noted that the dependence of ρ_1 on r and θ is independent of (n, γ) .

This expression for ρ_1 is valid only when the F_1 of equation (15) is a reasonable approximation. This would be true for many of the circulating orbits of Figure 1 but not for the librating orbits that are trapped in the islands, as discussed in the previous section. For any (I, L_z) the librating orbits occur for the lowest values of L , so linear theory cannot be expected to work well when the unperturbed cusp has radially anisotropic velocity dispersions. But the GC cusp is probably tangentially anisotropic, with $\beta \approx 1/4$ for $r < 2 pc$

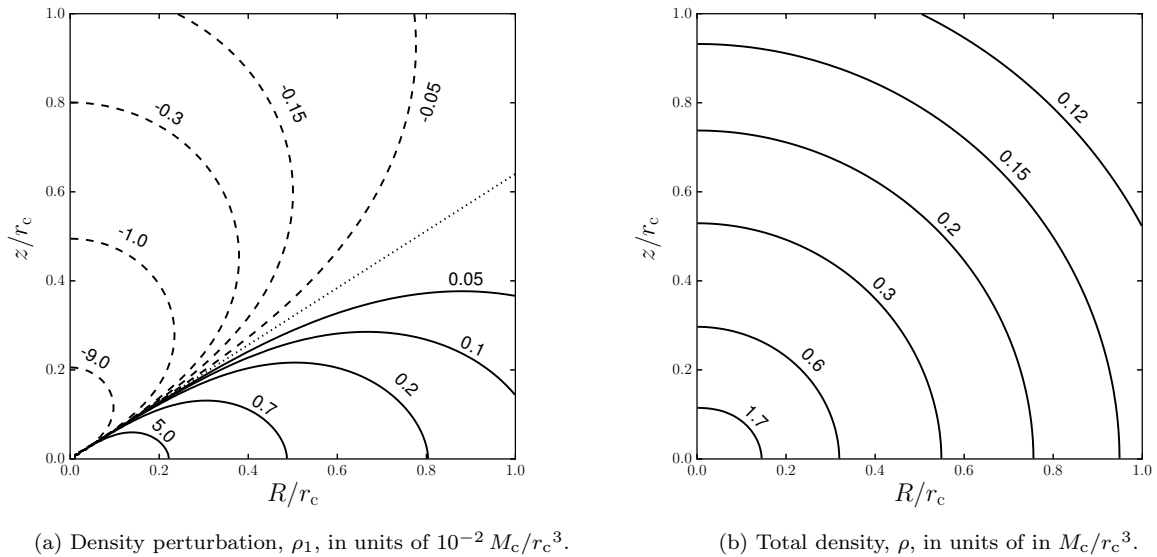


Figure 3. *Cusp deformation:* Isocontours of three dimensional densities, for $\gamma = 5/4$ and $n = 1/2$. [Left Panel] Solid curves are for $\rho_1 > 0$, and dashed curves are for $\rho_1 < 0$; the dotted straight line at $\theta = 57.37^\circ$ is for $\rho_1 = 0$. [Right Panel] Isocontours of the total density, ρ , showing an oblate spheroidal deformation.

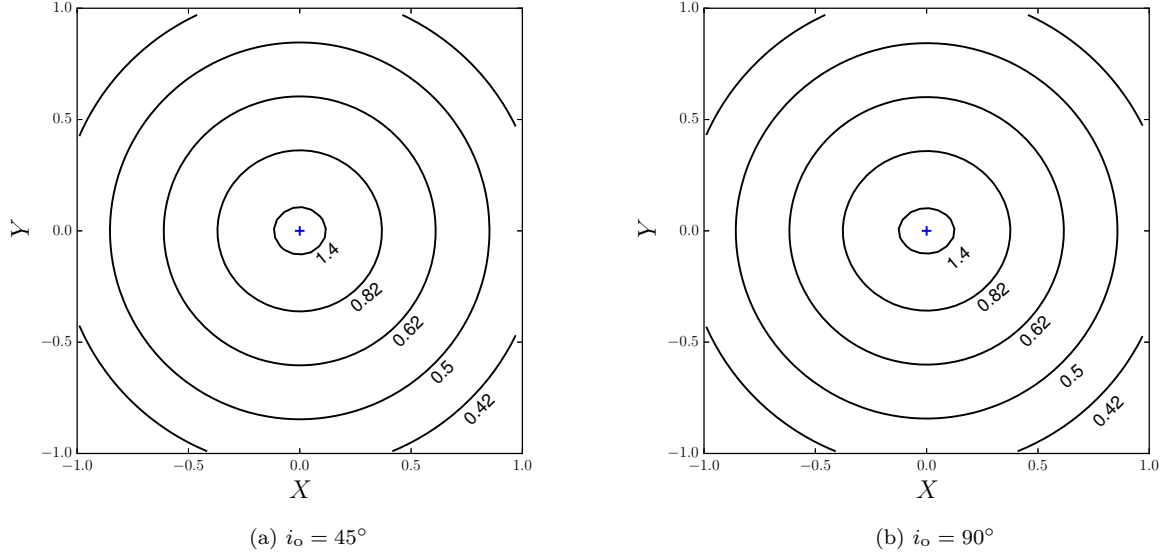


Figure 4. *Surface density profile,* $\Sigma(X, Y)$ in units of M_c/r_c^2 , for two different viewing angles. Distances are measured in units of r_c .

(Feldmeier-Krause et al. 2017), so we can expect the linear theory result of equation (17) to be a useful first approximation.

Figure 3a shows the isocontours of ρ_1 in the (R, z) meridional plane, for $\gamma = 5/4$ and $n = -2\beta = 1/2$, for which $\mathcal{B}(1/2, 5/4) = 2.41145$. The density perturbation $\propto r^{-5/2}$ rises steeply with decreasing r , similar to the density of the perturbing disc, ρ_d . It is positive close to the equatorial plane of the disc (for $57.37^\circ < \theta < 122.63^\circ$) and negative otherwise, a property that is independent of the cusp parameters (n, γ) . This behaviour is consistent with

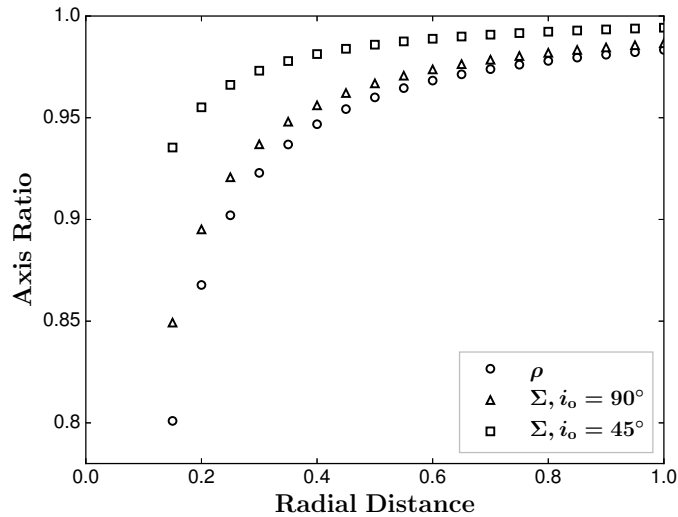


Figure 5. Axis-ratio of the isocontours of total density, ρ , and surface density Σ , versus the major axis (in units of r_c) of the isocontours.

what we expected from the orbital dynamics discussed in the previous section. Figure 3b plots the isocontours of the total density, $\rho(r, \theta) = \rho_c + \rho_1$. These reveal an oblate spheroidal deformation of the spherical cusp. The flattening increases steeply with decreasing r , with the axis ratio ~ 0.8 at ~ 0.15 pc — see Figure 5. We also computed $\Sigma(X, Y)$, the surface density profile of the deformed cusp, by integrating $\rho(r, \theta)$ along different lines of sight upto a distance of 3 pc from the MBH, because this corresponds to the break-radius of the cusp (Gallego-Cano et al. 2017). Figure 4 shows the isocontours of Σ on the sky plane for $i_o = 45^\circ$ and $i_o = 90^\circ$, where i_o is the angle between the line of sight and the disc normal. The flattening increases steeply with decreasing r , similar to the density profile; the edge-on view ($i_o = 90^\circ$) shows maximal flattening, as can be seen from Figure 5.

6 DISCUSSION AND CONCLUSIONS

We have presented a simple model of the deformation of a spherical stellar cusp (with anisotropic velocity dispersion) around a MBH, due to the growing gravity of a massive, axisymmetric accretion disc, for parameter values appropriate for the GC NSC. The mechanism is generic and may be common in galactic nuclei.

We argued that the disc grows over times that are much longer than the typical apse precession period of cusp stars within a parsec of the MBH. The dynamical problem is not solvable in general stellar dynamics. But within $r_{\text{infl}} \simeq 2$ pc, the dominant gravitational force on a star is the Newtonian $1/r^2$ attraction of the MBH, and the semi-major axis of

every star is an additional conserved quantity for evolution over several apse precession periods (Sridhar & Touma 1999). We used the secular theory of Sridhar & Touma (2016) to construct an integrable model of the adiabatic deformation of the cusp DF. Although the non-linear, self-consistent problem is integrable, the full solution requires a lot of numerical computations. In order to get an idea of the nature of the deformation, we used linear secular theory to obtain an analytical expression for the DF perturbation due to the ‘bare’ effect of the disc. We explored orbital structure, which enables us to not only understand the physical properties of the linear deformation, but also to bound the limits of linear theory and discuss non-linear effects. The circulating orbits of linear theory are such that stars tend to spend more time near the equatorial plane of the disc, when their orbital eccentricity is maximal; this takes them closer to the inner, dense parts of the gas disc, an effect that could enhance the stripping of the envelopes of red giants (Amaro-Seoane & Chen 2014).

Orbital structure also reveals the limits of linear theory, which does not apply to orbits whose apsides librate around 90° or 270° . For any given I and L_z , these orbits occupy regions of the highest eccentricities. Their DF depends on the entire orbital history — in contrast to the orbits of linear theory which respect adiabatic invariance — and requires computations based on the non-linear theory of adiabatic capture into resonance. For an initially tangentially anisotropic velocity dispersion, which seems to be the case for the GC NSC on scales < 2 pc from the MBH (Feldmeier-Krause et al. 2017), the relative number of eccentric orbits is small. Hence linear theory should do well as a first approximation for semi-major axes in the range $0.16 - 1$ pc. Including the self-gravitational field of the perturbation for its evolution leads to considerations of linear stability of the spherical cusp, in the absence of an external perturbation like the gas disc. The cusp DF of equation (7) is an increasing function of L for the tangentially anisotropic case, $n = 1/2$, we have considered in this paper. Linear theory results suggest that such a DF, with empty loss-cone, is secularly stable (Tremaine 2005). Hence there is reason to believe that the axisymmetric deformation we have studied would not be unstable, although this should be tested with N -body simulations.

The density perturbation corresponding to the linear deformation results in an oblate spheroidal deformation of the formerly spherical cusp. The flattening increases steeply with decreasing distance from the MBH; the intrinsic axis ratio ~ 0.8 at ~ 0.15 pc. Surface density profiles for different viewing angles were presented. The appearance will depend on the assumed plane of the gas disc, and one could consider this for the GC NSC. The planes of the young stellar disc close to the MBH, and the CND farther away, have a high mutual

inclination (Paumard et al. 2006). It is possible that the young stars were formed nearly coplanar with the CND and underwent dynamical evolution, also being perturbed by the CND (Šubr, Schovancová, & Kroupa 2009). The ionizing radiation from the hot young stars also seems to have pushed gas out from beyond 0.5 pc, and this would tend to decrease the spheroidal deformation we calculated at these distances. But a distinct possibility is that the accretion disc itself was warped.

The gravitational perturbation of a warped gas disc would cause a non-axisymmetric deformation of the spherical cusp, so our calculation needs to be extended to account for this. We considered an unperturbed spherical stellar cusp with anisotropic velocity dispersion, because we wanted to begin the simplest generic case.⁴ Chatzopoulos et al. (2015) constructed a self-consistent, flattened and rotating DF, $f(E, L_z)$, for the GC old stellar cusp. For $r < r_{\text{inf}}$, this implies an unperturbed secular DF of the form, $F_0(I, L_z)$. Such a DF is immune to all secular axisymmetric perturbations, because I and L_z are conserved quantities for every stellar orbit. However, $F_0(I, L_z)$, would respond to the non-axisymmetric perturbation of a warped gas disc, because the L_z of every orbit would then evolve with time, even though I remains constant. The deformed cusp would then not be axisymmetric, a feature explored recently through triaxial modelling of the GC NSC (Feldmeier-Krause et al. 2017).

ACKNOWLEDGMENTS

We would like to thank Tuan Do and Anna Ciurlo for helpful discussions.

REFERENCES

- Allen, D. A., Hyland, A. R., Hillier, D. J., 1990, MNRAS, 244, 706
 Amaro-Seoane, P., Chen, X., 2014, ApJL, 781, L18
 Bartko, H., Martins, F., Fritz, T. K., et al., 2009, ApJ, 697, 1741
 Bartko, H., Martins, F., Trippe, S., et al., 2010, ApJ, 708, 834
 Binney, J., & Tremaine, S., 2008, Galactic Dynamics, 2nd edn., Princeton Univ. Press, Princeton, NJ
 Boehle, A., Ghez, A. M., Schödel, R., et al., 2016, ApJ, 830, 17

⁴ An isotropic secular DF, $F_0(I)$, cannot undergo any secular change, either through collisionless perturbations or through resonant relaxation, because I is a secular invariant.

- Buchholz, R. M., Schödel, R., Eckart, A., 2009, *A&A*, 499, 483
- Chang, P., Murray-Clay, R., Chiang, E., Quataert, E., 2007, *ApJ*, 668, 236
- Chatzopoulos, S., Fritz, T. K., Gerhard, O., et al., 2015, *MNRAS*, 447, 948
- Christopher M. H., Scoville N. Z., Stolovy S. R., Yun M. S., 2005, *ApJ*, 622, 346
- Do, T., Ghez, A. M., Morris, M. R., et al., 2009, *ApJ*, 703, 1323
- Do, T., Lu, J. R., Ghez, A. M., et al., 2013, *ApJ*, 764, 154
- Etxaluze M., Smith H. A., Tolls V., Stark A. A., González-Alfonso E., 2011, *AJ*, 142, 134
- Feldmeier-Krause, A., Zhu, L., Neumayer, N., et al., 2017, *MNRAS*, 466, 4040
- Fritz, T. K., Chatzopoulos, S., Gerhard, O., et al., 2016, *ApJ*, 821, 44
- Gallego-Cano, E., Schödel, R., Dong, H., et al., 2017, arXiv:1701.03816
- Gammie C. F., 2001, *ApJ*, 553, 174
- Gatley, I., Jones, T. J., Hyland, A. R., et al., 1986, *MNRAS*, 222, 299
- Genzel, R., Schödel, R., Ott, T., et al., 2003, *ApJ*, 594, 812
- Genzel, R., Eisenhauer, F., Gillessen, S., 2010, *Rev. Mod. Phys.*, 82, 3121
- Ghez, A. M., Becklin, E., Duchjne, G., et al., 2003, *ANS*, 324, 527
- Gillessen, S., Plewa, P. M., Eisenhauer, F., et al., 2017, *ApJ*, 837, 30
- Goldreich P., Peale S., 1966, *AJ*, 71, 425
- Guesten, R., Genzel, R., Wright, M. C. H., et al., 1987, *ApJ*, 318, 124
- Henrard J., 1982, *Celest. Mech.*, 27, 3
- Krabbe, A., Genzel, R., Drapatz, S., Rotaciuc, V., 1991, *ApJL*, 382, L19
- Levin, Y., Beloborodov, A. M., 2003, *ApJL*, 590, L33
- Levin, Y., 2007, *MNRAS*, 374, 515
- Lu, J. R., Ghez, A. M., Hornstein, S. D., et al. 2009, *ApJ*, 690, 1463
- Merritt, D., 2013, *Dynamics and Evolution of Galactic Nuclei*, Princeton Univ. Press, Princeton, NJ
- Nayakshin, S., Cuadra, J. 2005, *A&A*, 437, 437
- Nayakshin, S., 2006, *MNRAS*, 372, 143
- Paumard, T., Genzel, R., Martins, F., et al., 2006, *ApJ*, 643, 1011
- Requena-Torres, M. A., Güsten, R., Weiß, A., et al., 2012, *A&A*, 542, L21
- Sambhus N., Sridhar, S., 2000, *ApJ*, 542, 143
- Schödel, R., Eckart, A., Alexander, T., et al., 2007, *A&A*, 469, 125
- Schödel, R., Feldmeier, A., Kunneriath, D. et al., 2014, *A&A*, 566, A47
- Schödel, R., Gallego-Cano, E., Dong, H., et al., 2017, arXiv:1701.03817

Sridhar, S., Touma, J., 1996, MNRAS, 279, 1263

Sridhar S., Touma J., 1999, MNRAS, 303, 483

Sridhar S., Touma J. R., 2016, MNRAS, 458, 4129

Šubr, L. , Schovancová, J., Kroupa, P., 2009, A&A, 496, 695

Tremaine S., 2005, ApJ, 625, 143

Yelda, S., Ghez, A. M., Lu, J. R., et al., 2014, ApJ, 783, 131

Yusef-Zadeh, F., Stolovy, S. R., Burton, M., Wardle, M., Ashley, M. C. B., 2001, ApJ, 560, 749

APPENDIX A: ORBIT-AVERAGED DISC POTENTIAL

In order to compute the orbit-averaged disc potential, $\Phi_d(I, L, L_z, g, \tau)$, we need the following relations between (r, z) and Keplerian orbital elements:

$$r = a\sqrt{1 - eC_\eta}, \quad \cos \theta = \frac{z}{r} = \frac{S_i (S_g (C_\eta - e) + C_g \sqrt{1 - e^2} S_\eta)}{1 - eC_\eta}, \quad (\text{A1})$$

where S and C are shorthand for sine and cosine of the angle given as subscript, and η is the eccentric anomaly. From equation (6), we see that the following three averages over the Kepler orbital phase, w , (or mean anomaly) need to be computed: $\langle 1/\sqrt{r} \rangle$, $\langle |\cos \theta|/\sqrt{r} \rangle$ and $\langle \cos^2 \theta/\sqrt{r} \rangle$. Using $w = \eta - e \sin \eta$ all of these can be expressed in terms of the elliptic integrals, listed below for ease of reference:

$$\mathcal{F}(\zeta_0, k) = \int_0^{\zeta_0} d\zeta \frac{1}{\sqrt{1 - k^2 \sin^2 \zeta}}, \quad \mathcal{K}(k) = \int_0^{\frac{\pi}{2}} d\zeta \frac{1}{\sqrt{1 - k^2 \sin^2 \zeta}}, \quad (\text{A2})$$

are incomplete and complete elliptic integrals of the first kind, and

$$\mathcal{E}(\zeta_0, k) = \int_0^{\zeta_0} d\zeta \sqrt{1 - k^2 \sin^2 \zeta}, \quad \mathcal{E}(k) = \int_0^{\frac{\pi}{2}} d\zeta \sqrt{1 - k^2 \sin^2 \zeta}, \quad (\text{A3})$$

are incomplete and complete elliptic integrals of the second kind. Then the first average is:

$$\left\langle \frac{1}{\sqrt{r}} \right\rangle = \oint \frac{d\eta}{2\pi} \frac{(1 - e \cos \eta)}{\sqrt{r}} = \frac{1}{\pi\sqrt{a}} \int_0^\pi d\eta \sqrt{1 - e \cos \eta} = \frac{2\sqrt{1+e}}{\pi\sqrt{a}} \mathcal{E}(k), \quad (\text{A4})$$

where $k(e) = \sqrt{2e/(1+e)}$.

The second average is:

$$\left\langle \frac{|\cos \theta|}{\sqrt{r}} \right\rangle = \oint \frac{d\eta}{2\pi} (1 - e \cos \eta) \frac{|\cos \theta|}{\sqrt{r}} = \frac{\sin i}{\sqrt{a}} \int_0^{2\pi} \frac{d\eta}{2\pi} \frac{|S_g(C_\eta - e) + C_g \sqrt{1 - e^2} S_\eta|}{\sqrt{1 - eC_\eta}}. \quad (\text{A5})$$

Note that $|S_g(C_\eta - e) + C_g \sqrt{1 - e^2} S_\eta| = \sqrt{1 - e^2 \cos^2 g} |\cos(\eta - \eta_0) - \cos \theta_0|$, where

$$\eta_0(e, g) = \tan^{-1}(\sqrt{1 - e^2} \cot g), \quad \theta_0(e, g) = \tan^{-1} \left(\frac{\sqrt{1 - e^2}}{e |\sin g|} \right). \quad (\text{A6})$$

In the angular interval $\eta \in [\eta_0, \eta_0 + 2\pi]$, the expression within “|” changes sign at $\eta = \eta_0 + \theta_0$ and $\eta = 2\pi + \eta_0 - \theta_0$. Rewriting

$$\begin{aligned} \left\langle \frac{|\cos \theta|}{\sqrt{r}} \right\rangle &= \frac{\sin i}{\sqrt{a}} \left| \oint \frac{d\eta}{2\pi} \frac{S_g(C_\eta - e) + C_g \sqrt{1 - e^2} S_\eta}{\sqrt{1 - e C_\eta}} \right. \\ &\quad \left. - 2 \int_{\eta_0 + \theta_0}^{2\pi + \eta_0 - \theta_0} \frac{d\eta}{2\pi} \frac{S_g(C_\eta - e) + C_g \sqrt{1 - e^2} S_\eta}{\sqrt{1 - e C_\eta}} \right|, \end{aligned} \quad (\text{A7})$$

we obtain

$$\left\langle \frac{|\cos \theta|}{\sqrt{r}} \right\rangle = \frac{2 \sin i}{\pi \sqrt{a}} S(e, g), \quad (\text{A8})$$

where the function

$$\begin{aligned} S(e, g) &= \frac{\sqrt{1+e}}{e} |\sin g| \left[-\mathcal{E}(k) + \mathcal{E}(\eta_2, k) - \mathcal{E}(\eta_1, k) \right. \\ &\quad \left. + (1-e) \{ \mathcal{K}(k) - \mathcal{F}(\eta_2, k) + \mathcal{F}(\eta_1, k) \} \right] + \cos g \frac{1-e^2}{e} \left[\frac{1}{\sqrt{1-e \cos g}} - \frac{1}{\sqrt{1+e \cos g}} \right]. \end{aligned} \quad (\text{A9})$$

Here k is given below equation (A4), (η_0, θ_0) are defined in equation (A6), and

$$\eta_1(e, g) = \frac{\eta_0(e, g) + \theta_0(e, g) - \pi}{2}, \quad \eta_2(e, g) = \frac{\eta_0(e, g) - \theta_0(e, g) + \pi}{2}. \quad (\text{A10})$$

The last average is easier to do:

$$\begin{aligned} \left\langle \frac{\cos^2 \theta}{\sqrt{r}} \right\rangle &= \oint \frac{d\eta}{2\pi} (1 - e \cos \eta) \frac{\cos^2 \theta}{\sqrt{r}} = \frac{\sin^2 i}{\sqrt{a}} \oint \frac{d\eta}{2\pi} \frac{(S_g(C_\eta - e) + C_g \sqrt{1 - e^2} S_\eta)^2}{(1 - e C_\eta)^{\frac{3}{2}}} \\ &= \frac{2 \sin^2 i}{\pi \sqrt{a}} \left[\frac{\sqrt{1+e} \mathcal{E}(k)}{2} - T(e) \cos 2g \right] \end{aligned} \quad (\text{A11})$$

where the function

$$T(e) = \sqrt{1+e} \left[\left(\frac{2}{e^2} - \frac{3}{2} \right) \mathcal{E}(k) - \frac{2}{e^2} (1-e) \mathcal{K}(k) \right]. \quad (\text{A12})$$

Using (A4), (A8) and (A11), the orbit-averaged disc potential is:

$$\begin{aligned} \Phi_d &= \frac{16GM_\bullet}{11\pi r_c} \mu(\tau) \sqrt{\frac{r_d}{a}} \left[-\frac{297}{100} \sqrt{1+e} \mathcal{E}(k) + \frac{\sin i}{2} S(e, g) \right. \\ &\quad \left. - \frac{9}{100} \sin^2 i \left(\frac{\sqrt{1+e}}{2} \mathcal{E}(k) - T(e) \cos 2g \right) \right]. \end{aligned} \quad (\text{A13})$$

This expression is used to compute the isocontours shown in Figure 1. For dynamical calculations, we found it convenient to approximate the functions, $S(e, g)$ and $T(e)$, by the

following polynomials in e^2 :

$$T(e) \simeq a_t e^2 + b_t e^4 + c_t e^6, \quad (\text{A14})$$

$$S(e, g) \simeq (1 + a_0 e^2 + b_0 e^4 + c_0 e^6) - \lambda (a_t e^2 + b_t e^4 + c_t e^6) \cos 2g, \quad (\text{A15})$$

where the constants, $(a_t, b_t, c_t, a_0, b_0, c_0, \lambda)$, are given below equation (10). This approximation results in a maximum error of $\sim 2\%$ in Φ_d , and provides us with the simpler expression of equation (10).

APPENDIX B: DENSITY DEFORMATION

The density perturbation, $\rho_1 = M_c/(2\pi) \int F_1 d\mathbf{u}$, is defined by a triple-integral over velocities, of the DF perturbation, F_1 , of equation (15). We use spherical polar coordinates, with $\mathbf{u} = (u_r, u_\theta, u_\phi)$. The integrals can be transformed into integrals over E , L and L_z using the following relations:

$$L_z = r \sin \theta u_\phi, \quad L = r \sqrt{u_\theta^2 + \frac{L_z^2}{r^2 \sin^2 \theta}}, \quad E = \frac{u_r^2}{2} + \frac{L^2}{2r^2} - \frac{GM_\bullet}{r}. \quad (\text{B1})$$

Then we have:

$$\rho_1(r, \theta) = \frac{2M_c}{\pi r} \int_{-\frac{GM_\bullet}{r}}^0 dE \int_0^{L_m} dL \frac{L}{\sqrt{L_m^2 - L^2}} \int_{-L \sin \theta}^{L \sin \theta} dL_z \frac{F_1}{\sqrt{L^2 \sin^2 \theta - L_z^2}}, \quad (\text{B2})$$

where $L_m(E, r) = \sqrt{2r^2 E + 2GM_\bullet r}$ is the maximum value of the (magnitude of the) angular momentum that an orbit of energy E can have at distance r .

As $F_1 \propto \cos 2g$, so we first express $\cos g$ in terms of (\mathbf{r}, \mathbf{u}) . Since g is the angle between the ascending node and the periapse, we have:

$$\cos g = \frac{1}{e \sqrt{L^2 - L_z^2}} \left[\left(\frac{L^2}{GM_\bullet} - r \right) (u_r \cos \theta - u_\theta \sin \theta) + r u_r \cos \theta \right]. \quad (\text{B3})$$

Then

$$e^2 (L^2 - L_z^2) \cos 2g = \mathcal{E}_1 + \mathcal{E}_2 (L^2 \sin^2 \theta - L_z^2) + \text{terms odd in } \mathbf{u}, \quad (\text{B4})$$

where

$$\mathcal{E}_1 = L^2 \cos^2 \theta \left[\frac{2L^2}{(GM_\bullet)^2} \left(E - \frac{L^2}{r^2} + \frac{2GM_\bullet}{r} \right) - 1 \right], \quad (\text{B5})$$

$$\mathcal{E}_2 = \frac{2}{r^2} \left(\frac{L^2}{GM_\bullet} - r \right)^2 - e^2. \quad (\text{B6})$$

Odd terms in \mathbf{u} do not contribute to the \mathbf{u} -integral, so we can drop them. The integral over

L_z gives:

$$\begin{aligned} \mathcal{I}_1 &= \int_{-L \sin \theta}^{L \sin \theta} dL_z \frac{F_1}{\sqrt{L^2 \sin^2 \theta - L_z^2}} \\ &= f_1 \left[\frac{\lambda}{2L} \int dL_z \frac{\mathcal{E}_1 + \mathcal{E}_2(L^2 \sin^2 \theta - L_z^2)}{\sqrt{(L^2 \sin^2 \theta - L_z^2)(L^2 - L_z^2)}} - \frac{9}{100L^2} \int dL_z \frac{\mathcal{E}_1 + \mathcal{E}_2(L^2 \sin^2 \theta - L_z^2)}{\sqrt{L^2 \sin^2 \theta - L_z^2}} \right]. \end{aligned} \quad (\text{B7})$$

Although we have not shown it explicitly, the limits of the L_z -integrals in the second line are the same as those in the first line. Here the factor,

$$f_1 = \frac{2^{\frac{n}{2}} D(\tau)}{(GM_\bullet)^{n+\frac{1}{2}} \sqrt{r_c}} (-E)^{n/2} L^{n-2} (a_t + b_t e^2 + c_t e^4). \quad (\text{B8})$$

The transformation, $L_z = L \sin \theta \sin \alpha$, simplifies the integrals:

$$\begin{aligned} \mathcal{I}_1 &= f_1 \left[\frac{\lambda}{L^2} \int_0^{\frac{\pi}{2}} d\alpha \frac{\mathcal{E}_1 + \mathcal{E}_2 L^2 \sin^2 \theta \cos^2 \alpha}{\sqrt{1 - \sin^2 \theta \sin^2 \alpha}} - \frac{18}{100L^2} \int_0^{\frac{\pi}{2}} d\alpha (\mathcal{E}_1 + \mathcal{E}_2 L^2 \sin^2 \theta \cos^2 \alpha) \right] \\ &= f_1 \left[\lambda \left\{ \left(\frac{\mathcal{E}_1}{L^2} - \mathcal{E}_2 \cos^2 \theta \right) \mathcal{K}(\sin \theta) + \mathcal{E}_2 \mathcal{E}(\sin \theta) \right\} - \frac{9\pi}{100} \left(\frac{\mathcal{E}_1}{L^2} + \frac{\mathcal{E}_2 \sin^2 \theta}{2} \right) \right] \\ &= 2\pi f_1 \left[e^2 - \frac{2L^2}{(GM_\bullet r)^2} (L_m^2 - L^2) \right] \Theta(\theta), \end{aligned} \quad (\text{B9})$$

where

$$\Theta(\theta) = \frac{\lambda}{2\pi} [\mathcal{E}(\sin \theta) - 2 \cos^2 \theta \mathcal{K}(\sin \theta)] - \frac{9}{400} (1 - 3 \cos^2 \theta). \quad (\text{B10})$$

The L -integral can be expressed in terms of Beta (B) functions:

$$\begin{aligned} \mathcal{I}_2 &= \int_0^{L_m} dL \frac{L}{\sqrt{L_m^2 - L^2}} \mathcal{I}_1 \\ &= \frac{2^{\frac{n}{2}+1} \pi D(\tau)}{(GM_\bullet)^{n+\frac{1}{2}} \sqrt{r_c}} (-E)^{\frac{n}{2}} \Theta(\theta) \int_0^{L_m} dL \frac{L^{n-1}}{\sqrt{L_m^2 - L^2}} (a_t + b_t e^2 + c_t e^4) \left[e^2 - \frac{2L^2(L_m^2 - L^2)}{(GM_\bullet r)^2} \right] \\ &= \frac{2^{\frac{n}{2}+1} \pi D(\tau)}{(GM_\bullet)^{n+\frac{1}{2}} \sqrt{r_c}} (-E)^{\frac{n}{2}} \Theta(\theta) \left[\frac{L_m^{n-1}}{2} \left(\lambda_a B_{(\frac{n}{2}, \frac{1}{2})} + (\lambda_b - \lambda_a) \frac{L_m^2}{I^2} B_{(\frac{n}{2}+1, \frac{1}{2})} + (\lambda_c - \lambda_b) \frac{L_m^4}{I^4} B_{(\frac{n}{2}+2, \frac{1}{2})} \right. \right. \\ &\quad \left. \left. - \lambda_c \frac{L_m^6}{I^6} B_{(\frac{n}{2}+3, \frac{1}{2})} \right) - \frac{L_m^{n+3}}{(GM_\bullet r)^2} \left(\lambda_a B_{(\frac{n}{2}+1, \frac{3}{2})} + \lambda_b \frac{L_m^2}{I^2} B_{(\frac{n}{2}+2, \frac{3}{2})} + \lambda_c \frac{L_m^4}{I^4} B_{(\frac{n}{2}+3, \frac{3}{2})} \right) \right]. \end{aligned} \quad (\text{B11})$$

The final step is to the E -integral, $\rho_1 = (2M_c/\pi r) \int_{-\frac{GM_\bullet}{r}}^0 dE \mathcal{I}_2$. Substituting the explicit form for L_m given below the equation (B2), and using $I = GM_\bullet/\sqrt{2(-E)}$, the integrals are

once again given in terms of Beta functions. Therefore,

$$\rho_1(r, \theta, \tau) = \frac{3 - \gamma}{4\pi} C_{n, \gamma}(\tau) \frac{M_c}{r_c^3} \left(\frac{r_c}{r} \right)^{\frac{5}{2}} \Theta(\theta), \quad (\text{B12})$$

where

$$C_{n, \gamma}(\tau) = \frac{16n(2 - \gamma) \mathcal{B}(n, \gamma)}{11\pi 2^{(\gamma - \frac{1}{2})} \alpha_\gamma} \sqrt{\frac{r_d}{r_c}} \mu(\tau),$$

$$\begin{aligned} \mathcal{B}(n, \gamma) = & \frac{1}{B(\frac{n}{2} + 1, \frac{1}{2}) B(\frac{2\gamma + n - 1}{2}, \frac{n+3}{2})} \left[\lambda_a B(\frac{n}{2}, \frac{1}{2}) B(\frac{n}{2} + 1, \frac{n+1}{2}) + 2^2(\lambda_b - \lambda_a) B(\frac{n}{2} + 1, \frac{1}{2}) B(\frac{n}{2} + 2, \frac{n+3}{2}) \right. \\ & - 2^3 \lambda_a B(\frac{n}{2} + 1, \frac{3}{2}) B(\frac{n}{2} + 1, \frac{n+5}{2}) + 2^4(\lambda_c - \lambda_b) B(\frac{n}{2} + 2, \frac{1}{2}) B(\frac{n}{2} + 3, \frac{n+5}{2}) - 2^5 \lambda_b B(\frac{n}{2} + 2, \frac{3}{2}) B(\frac{n}{2} + 2, \frac{n+7}{2}) \\ & \left. - 2^6 \lambda_c B(\frac{n}{2} + 3, \frac{1}{2}) B(\frac{n}{2} + 4, \frac{n+7}{2}) - 2^7 \lambda_c B(\frac{n}{2} + 3, \frac{3}{2}) B(\frac{n}{2} + 3, \frac{n+9}{2}) \right], \end{aligned}$$

$$\lambda_a = a_t + b_t + c_t = 0.707106, \quad \lambda_b = -(b_t + 2c_t) = -0.915737, \quad \lambda_c = c_t = 0.703998. \quad (\text{B13})$$