

On labeling Android malware signatures using minhashing and further classification with Structural Equation Models

IGNACIO MARTÍN, Universidad Carlos III de Madrid

JOSÉ ALBERTO HERNÁNDEZ, Universidad Carlos III de Madrid

SERGIO DE LOS SANTOS, Telefónica Digital Identity & Privacy

Multi-scanner Antivirus systems provide insightful information on the nature of a suspect application; however there is often a lack of consensus and consistency between different Anti-Virus engines. In this article, we analyze more than 250 thousand malware signatures generated by 61 different Anti-Virus engines after analyzing 82 thousand different Android malware applications. We identify 41 different malware classes grouped into three major categories, namely Adware, Harmful Threats and Unknown or Generic signatures. We further investigate the relationships between such 41 classes using community detection algorithms from graph theory to identify similarities between them; and we finally propose a Structure Equation Model to identify which Anti-Virus engines are more powerful at detecting each macro-category. As an application, we show how such models can help in identifying whether Unknown malware applications are more likely to be of Harmful or Adware type.

Additional Key Words and Phrases: Multi-Scan Antivirus; Android Malware; Text mining; Minhashing; Data Analytics; Structural Equation Models

ACM Reference format:

Ignacio Martín, José Alberto Hernández, and Sergio de los Santos. 2016. On labeling Android malware signatures using minhashing and further classification with Structural Equation Models. 1, 1, Article 1 (January 2016), 15 pages.

DOI: 10.1145/nnnnnnn.nnnnnnn

1 INTRODUCTION

Smartphones and tablets have become part of our daily life. The number of such smart devices keeps growing year after year¹. Android is the most popular mobile operating system and has grown into a diverse ecosystem worldwide.

Unfortunately, the success of Android has also attracted malware developers: it is estimated that about a 12% of apps in the Google play market are "low quality apps"², many of them represent a real risk for the smartphone owner.

There exist in the literature many systems to detect Android malware using classical detection approaches. For example, in [17], the authors have developed an Android Malware analysis tool and review malware behavior based on a 1-Million sample of Android applications, highlighting differences between malware and goodware. Elish et al [8] have proposed a single-feature classification system based on user behavior profiling. In general, Android permissions have had a wide coverage and works like [9, 23] analyze them in detail.

¹See <http://www.smartinsights.com/mobile-marketing/mobile-marketing-analytics/mobile-marketing-statistics/>, last access: March 2017

²See <http://www.appbrain.com/stats/number-of-android-apps>, last access: July 2017

Permission to make digital or hard copies of all or part of this work for personal or classroom use is granted without fee provided that copies are not made or distributed for profit or commercial advantage and that copies bear this notice and the full citation on the first page. Copyrights for components of this work owned by others than ACM must be honored. Abstracting with credit is permitted. To copy otherwise, or republish, to post on servers or to redistribute to lists, requires prior specific permission and/or a fee. Request permissions from permissions@acm.org.

© 2016 ACM. Manuscript submitted to ACM

Concerning the use of Machine Learning (ML) techniques in the detection of malware, the authors in [2] have gathered features from application code and manifest (permissions, API calls, etc) and use Support Vector Machines (SVMs) to identify different types of malware families. In a different approach, the authors of [5] have proposed a system based on the differential-intersection analysis of applications in order to spot duplicates.

Antivirus Software has been persistently analyzed and tested. For instance, the authors in [12] have reviewed the key points in designing AV engines for mobile devices as well as how to avoid detection. In a different approach, Rastogi et al [21] have assessed whether AV engines fall for obfuscation attacks, finding many to be vulnerable to some kind of transformation attack. The authors in [19] have performed data analytics on multi-scanner outputs for Android Applications to find their behavior patterns.

With the advent of AV multi-scanner tools, such as Meta-Scan, Virustotal or Androguard, any application can easily be analyzed by many different AV engines at once. For each detected application, these tools typically identify the AV engines who flagged the application as malware, its type and other meta-data regarding the nature of the threat. Hence, multi-scanner tools enable simultaneous analysis of suspicious applications and provides some information to identify and deal with many types of malware.

The authors in [3] perform a comparison of AV engines from VirusTotal by modeling AV confidence using a hyper-exponential curve. In [10], AV labels from VirusTotal are subject to temporal analysis using a collection of malware applications obtained through a honeypot network. Additionally, other studies [4, 6] have shown the advantages of using more than one AV engine to improve malware decisions, by means, for example, of multi-scanner tools.

Nevertheless, the authors in [14] recall the lack of agreement on which application each AV considers as malware. Besides, Maggi et al. [18] extensively review the inconsistencies when assigning identifiers to similar threats across engines. In this light, the authors in [15] propose a combination scheme for multi-scanner detections based on a Generative Bayesian model to infer the probability of being malware for every sample, however no specific label analysis is performed, and thus all threats are treated equally.

Several authors have analyzed and proposed categorization schemes for Android malware applications. In [29] the authors find up to 49 distinct malware families whilst the authors in [25] propose a text mining approach to obtain and classify malware families according to application code. Similarly, Zheng et al propose in [28] a system for the collection and categorization of zero-day malware samples into different families. Also, the authors in [7] propose a system to classify malware samples according to their families.

Sebastián et al. [24] propose AVClass, a system to normalize AV labels from different vendors and determine the actual class out different detection outputs for the same applications. Nevertheless, AVClass does not link AV engines with their detections. Instead, it provides the frequency for each token and chooses the most probable one. Besides, AVClass removes common malware-related tokens. This way, tokens such as *Adware* or *Trojan* are removed and the information they carry is missed. Consequently, the output of AVClass gives a final malware class output, but loses information on (AV, class) pairs in the process.

In this light, we develop an alternative label normalization methodology based on the well-known minhashing technique [16]. This system relies on the user to finally assign normalized labels by using python regular expressions over signatures. This way, unsupervised aggregation of signatures can be achieved, considerably reducing the supervising effort of the researcher.

Then, such methodology will enable cross-engine analysis of malware classes to improve malware classification. In a nutshell, This work contributes to this aim with a twofold effort:

- (1) We develop a methodology for signature normalization; that is, group together identifiers referring to the same threat but differing on the actual labels because of AV engine inconsistencies.
- (2) We model AV engine relationships using Structural Equation Models (SEM) across malware categories aiming at the improvement malware classification.

The rest of this paper is structured as follows: Section 2 describes the data collection and our AV signature normalization methodology. Section 3 inspects engines and signature tokens using correlations to unveil consensual subsets of entities. Section 4 develops different weighting models to evaluate engine performance of distinct malware categories. Finally, Section 5 summarizes the main findings of this work and highlights the most relevant conclusions.

2 DATASET DESCRIPTION AND SIGNATURE NORMALIZATION

In this article, the dataset under study comprises a total of 82,866 different Android applications collected from Google Play by TACYT³ in May 2015. All these applications are considered suspicious, as they have been flagged by at least one out of 61 antivirus (AV) engines, including some of the most popular ones (e.g. McAfee, Trend Micro, etc.) as well as many others. These engines have been anonymized to preserve privacy, i.e. every engine has been substituted consistently by one of the names in the range AV_1, \dots, AV_{61} throughout the paper.

When a malware engine detects a suspicious application, it provides a signature containing some meta-data, like its last scan date or malware class identifier. A total of 259,608 signatures are obtained in our dataset (i.e. 3.13 signatures per application on average).

As an example, consider application no. 1,345, flagged by AV27, AV28 and AV58. Each AV engine provides different signatures, namely:

- AV27: *a variant of Android/AdDisplay.Startapp.B*
- AV28: *Adware/Startapp.A*
- AV58: *Adware.AndroidOS.Youmi.Startapp (v)*

Clearly, all three engines consider app no. 1,345 as an adware-like application, but the signature name convention is different for each engine. Thus, text processing and text mining techniques are necessary to convert signatures into a common format for analysis.

2.1 Cleaning and classification of AV signatures with Minhashing

Fig. 1 shows a wordcloud with the most popular AV-generated raw signatures and their frequencies (most popular keywords are shown with large font sizes). Apart from some common understandable signatures, most of them include different names which account for different types of malware and other non-malicious names (i.e. AndroidOS).

Some signatures contain common substrings across different AVs, including related chunks of text regarding very common malware types such as "PUA" or "Trojan" to more specific types such as "GingerMaster" or "FakeFlash" together with some related terms which do not refer to malware, namely *AndroidOS* or *win32*.

To extract meaningful information from signatures, we have developed a methodology to clean, unify and normalize detection identifiers into a fixed subset of "identifier tokens" representing the most frequent keywords contained within the signatures. This process starts with conventional text-mining cleaning techniques of raw strings, including lower-casing, removing punctuation and domain-specific stop-words (i.e. tokens providing no malware information)

³See <https://www.elevenpaths.com/es/tecnologia/tacyt/index.html> for further details

2.2 Normalized Signatures

#	Regex rule	Class	Category	Det. Count	No. Apps	AVs
S1	*a[ir]*push?*	Airpush		35,850	12,802	26
S2	*leadbolt.*	Leadbolt		17,414	4,045	21
S3	*revmob.*	Revmob		38,693	13,680	18
S4	*startapp.*	StartApp		29,443	11,963	13
S5	[os]*apperhand.* *counterclank.*	Apperhand/Counterclank		1,606	716	12
S6	*kuguo.*	Kuguo		2,127	1,893	23
S7	wapsx?	WAPS		1,546	344	6
S8	*dowgin.* dogwin	Dogwin		1,098	421	23
S9	*cauly.*	Cauly	Adware	1,143	626	3
S10	[os]*wooboo	Wooboo		220	120	14
S11	[os]*mobwin	Mobwin		1,284	249	3
S12	*droidkungfu.*	DroidKungFu		105	54	3
S13	*plankton.*	Plankton		4,557	741	25
S14	[os]*you?mi	Youmi		1,472	370	22
S15	[osoneclick]*fraud	Fraud		736	382	19
S16	multiads	Multiads		560	555	3
S17	*adware.* ad.+	Adware (gen)		33,133	24,515	46
S18	riskware	Riskware		1841	1353	14
S19	spr	SPR		1,789	1,789	2
S20	*deng.*	Deng		2,926	2,926	1
S21	*smsreg	SMSreg		649	440	16
S22	[os]*covav?	Cova		1,564	1,296	5
S23	*denofow.*	Denofow		1,224	610	11
S24	[os]*fakeflash	FakeFlash	Harmful Threats	1,381	510	15
S25	*fakeapp.*	FakeApp		518	420	14
S26	*fakeinst.*	FakeInst		493	401	22
S27	*appinventor.*	Appinventor		4,025	3,113	6
S28	*swf.*	SWF		4,651	4,566	10
S29	*troj.*	Trojan (gen)		23,775	16,851	49
S30	*mobi.*	Mobidash		981	796	16
S31	*spy.*	Spy		1483	1,221	26
S32	*gin[ger]*master	Gingermaster		58	36	10
S33	unclassifiedmalware	UnclassifiedMalware		857	855	1
S34	*virus.*	Virus		959	896	15
S35	*heur.*	Heur		182	179	15
S36	*gen.*	GEN		9,827	9,118	25
S37	[osgen]*pua	PUA	Unknown/Generic	1,249	1,152	2
S38	[ws]*reputation	Reputation		2,886	2,885	1
S39	*applicunwnt.*	AppUnwanted		4,863	4,860	1
S40	*artemi.*	Artemis		9,662	6,175	2
S41	*(Default Case)	Other		10,778	7,880	57
TOTAL				259,608		

Table 1. Regular Expressions in Python syntax to normalize signatures into standardized classes

Table 1 shows 41 malware signature-based classes (S_1, \dots, S_{41}) obtained using the previous methodology. The table contains the predicate of the regular expression for each rule, the class and a broader category of malware, along with the detection and application counts of each rule. For instance, S_1 contains all the cases of AirPush class, which belongs to the Adware category. The AirPush class has been found in 12,802 Android apps and received 35,850 detections from 26 different AV engines.

The following lists a short summary of the three broad categories, namely *emphAdware*, *Harmful Threats* and *Unknown/Generic*, along with an explanation of the classes in each category.

- Adware** This category includes those malware classes showing abusive advertisements for profit. There are in total 60,538 applications tagged with at least one adware class. The *Adware* category involves most apps in the collection, suggesting that most malicious applications inside Google Play are adware-related apps. *Leadbolt*, *Revmob*, *Startapp*, *WAPSEX*, *Dowgin/dogwin*, *Cauly*, *Modwin* and *Apperhand/Counterclank* are well-known advertisement networks maliciously used to perform full screen and invasive advertising. *Kuguo*, is an advertisement library also known due to the abuses committed by their developers. *Youmi* and *DroidKungFu* are advertising services which have been involved in data ex-filtration problems. *Airpush* is another advertisement network company known for the abuse of its developer of adbar pushing notifications. Some AVs just mark as *Multiads* applications that contain different advertisement libraries capable of displaying invasive ads. *Fraud/osoneclick* refers to a fraudulent application which attempts to increase number of ad clicks in the app by stealthily settling ads in the background of user interactive applications. Finally, the *Adware (gen)* tag is a generic reference assigned to those samples only containing that known class.
- Harmful Threats:** This category includes more dangerous threats than simple adware, which may enrol the user in premium services or ex-filtrate data through permission abuses or other exploits. There are 29,675 applications labelled at least once in this category. *Deng*, *SPR (Security and Privacy Risk)* and *Riskware* are generic names given by different engines to flag apps that may unjustifiably require potentially harmful permissions or include malicious code threatening user privacy. *Denofow* and *Cova* are generic references to trojan programs which attempts to enroll users in premium SMS services. *SMSReg* is a generic way for some engines to flag applications that require SMS related permissions for ex-filtration or premium subscription. *FakeFlash*, *FakeInst* or *Fakeapp* are names for applications that replicate the functionalities of other popular apps adding to their code malicious code or actions. *Appinventor* is a developer platform used to build and generate applications extensively preferred by malware developers. *SWF* stands for different versions of Shockwave Flash Player Exploits. *Trojan (gen)* is the generic reference of engines to trojan applications. *GingerMaster* is a well-known family of rooting exploits. *Spy* is a generic reference to applications incurring in data ex-filtration or similar spyware threats.
- Unknown/Generic:** This category includes AV detections which do not include class-related information, either due to generic signatures from AVs or signatures not matching any rule in the dataset. There are 23,915 applications within this group. *UnclassifiedMalware*, *Virus*, *Heur* (from heuristics), *GEN* (Generic Malware), *PUA* (Potentially Unwanted Application), *Reputation*, *AppUnwanted* (Application Unwanted) and *Artemis* are generic tags given by different engines in order to flag applications that are detected as not-specified threats. *Other* includes the remaining applications which have not been classified due to the lack of signature patterns.

As shown in the table, most common malware detection classes are typically those regarding Adware, in particular *Revmob*, *Airpush* and *Adware* with many AVs involved. *Trojan* detections are also very popular with 49 engines

On labeling Android malware signatures using minhashing and further classification with Structural Equation Models

involved. In general, many malware classes are spotted by more than a single engine, with some exceptions in the Unknown/Category category classes, which are often exclusive from a small subset of engines, namely S33, S38, S39 with only one AV engine involved.

2.3 Comparison with AVClass [24]

We cloned the AVClass [24] repository from Github⁴ and checked its performance in our dataset. We observed that the AVClass system returned undetermined class (SINGLETON output) for 48,743 cases in our dataset, which is more than 50% of the signatures. Oppositely, our methodology and AVClass agree on 24,097 applications, roughly 29% of the dataset. In this light, both approaches provide some level of agreement, as most specific classes match frequently within the clearly defined detections.

However, AVClass returns a single class per application, but does not specify which AV engine is behind such decision. In our methodology, we keep the (AV engine, Malware class) pair to allow further analysis since, in some cases, different AVs disagree on some application (some may consider it as Adware while others consider the same application as Harmful Threat for instance).

2.4 Some insights from detections

Let A denote an indicator matrix of size $82,866 \times 61$ whose elements $A_{ij} \in \{0, 1\}$ are set to 1 if the i -th Android app has been flagged by the j -th engine or 0 otherwise. Matrix A is indeed very sparse with only 5% of all the entries set to one. On average, each application is detected 3.135 ± 3.46 engines, showing that the variability of application detection counts is enormous. The most active AV engines are AV27, AV58, AV7, AV2, AV30 and AV32, accounting for more than 10,000 detections each.

Fig. 2 is a histogram of every application detection count in matrix A (a histogram of the row-sums). The histogram shows a heavy-tail like distribution where most malware applications account for a small number of detections whilst some few get much higher counts. Single-detection applications represent the majority of cases with a total of 38,933 (46.9% of the total). In fact, no single application is flagged by the 61 AV engines at once, being the highest detection count for application no. 78,692 with 53 hits.

Now, let B denote an indicator matrix of size $82,866 \times 41$ whose elements $B_{ij} \in \{0, 1\}$ are set to 1 if the i -th Android app has been flagged in the j -th malware category or 0 otherwise.

Fig. 3 represents the occurrence of each malware class. At a glance, the most common classes are adware-related classes: generic adware applications and some precise libraries, namely *Airpush*, *Leadbolt*, *Revmob* and *StartApp*. The reminding detections are more infrequent, with the exception of generic *Trojan* applications. Therefore, most malware applications in this collection appear to be adware cases.

Concerning matrix B , we observe that out of the 43,933 multi-detection applications, 63.26% of them are assigned to more than one class. In particular, these 27,781 applications receive between 2 and 12 different class labels, showing some level of disagreement between AV engines.

3 ANALYSIS OF MALWARE CLASSES AND CATEGORIES

As stated before, there are 38,933 Android apps flagged by a single AV engine. Of the rest (those with two AV detections or more), in 16,152 cases all AV detections agree on the same malware class, while the remaining 27,781 apps show some

⁴Available at <https://github.com/malicialab/avclass>, last access May, 2017

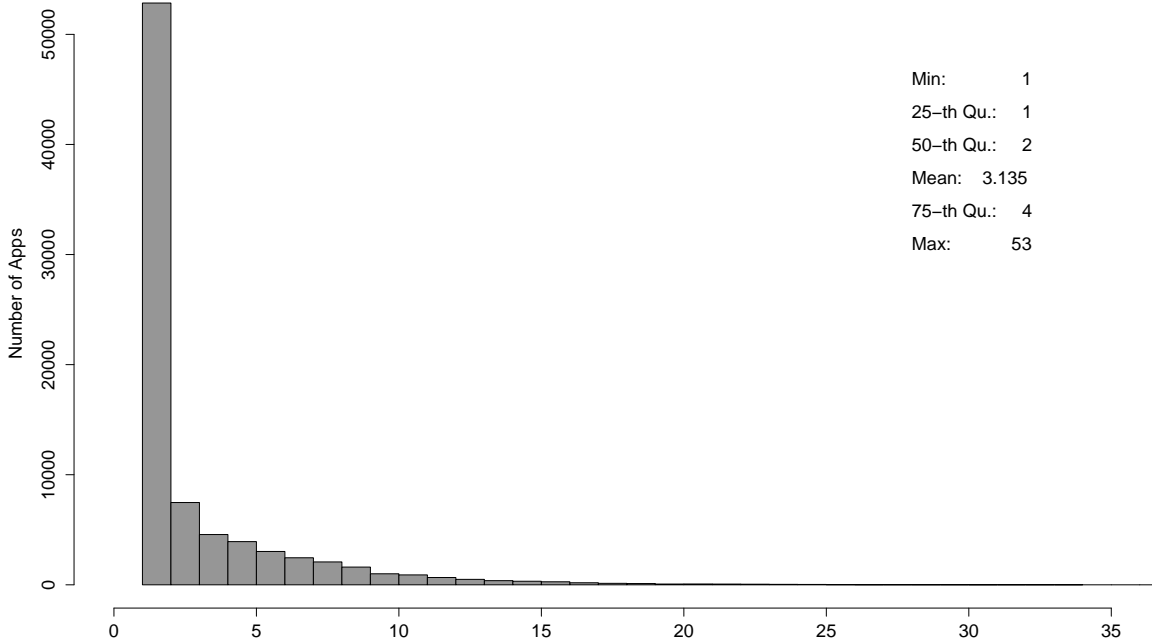


Fig. 2. AV detection count per application

kind of disagreement between AVs. In fact, some authors have proven the existing lack of consensus of engines [14] as well as severe class naming inconsistencies among engines [18].

In this section, we analyze whether any of the inferred classes differ just because of naming inconsistencies or they represent a set of independent classes.

3.1 Correlation of malware categories

Remark that the 41 malware classes have been classified into three large malware categories, namely *Adware*, *Harmful Threats* and *Unknown/Generic*. The three categories are very broad and the nature of the malware involved can be different. Nevertheless, the detections in both *Adware* and *Harmful* categories separate malware into low-risk and high-risk malware classes, as *Adware* samples are typically controversial and not detected by all the engines in the same way whilst *harmful* classes indicate potentially major security risks, such as data leakage or economic loss.

In addition, the *Unknown/General* category integrates all those malware classes which do not refer to any specific malware type, being just an indicator of undesired behaviors.

Let D refer to an $82,866 \times 3$ matrix where D_{ij} is an integer which accounts for the number of times the i -th application has received a detection in category *Adware* ($j = 1$), *Harmful* ($j = 2$) or *Unknown* ($j = 3$). Table 2 shows the correlation of such matrix D .

As shown, *Harmful* and *Adware* categories show little correlation, only 0.06 which may refer to Android apps both presenting *Adware* and being potentially *Harmful*. On the other hand, *Unknown/Generic* apps show 0.3 correlation with *Adware* and 0.44 correlation with *Harmful Threats*.

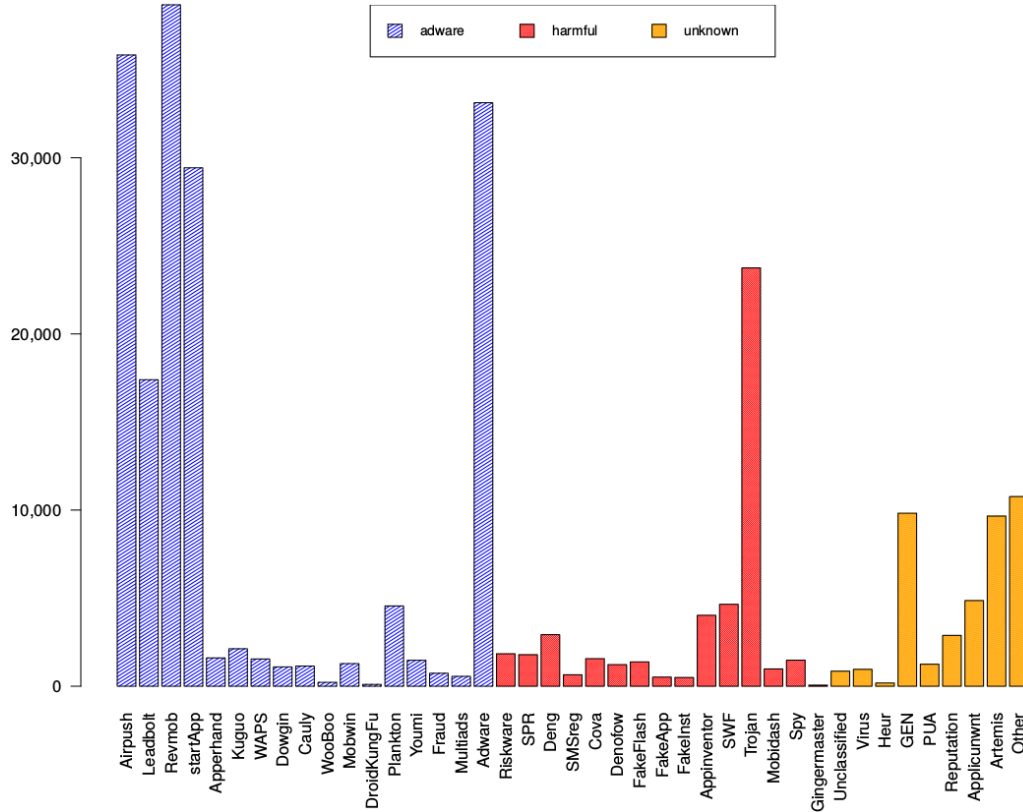


Fig. 3. Frequency of detections per malware class

	Adware	Harmful	Unknown
Adware	1	0.06	0.3
Harmful	0.06	1	0.44
Unknown	0.3	0.44	1

Table 2. Correlation of matrix D (Malware Categories)

Interestingly, it seems that Unknown detections flagged by some AV engines appear more often with Harmful Threats by other AV engines than with Adware cases, showing that Unknown detections are probably cases of Harmful Threats. This shall be further investigated in Section 4.

3.2 Identifying relationships with classes with graph community algorithms

Graph theory provides useful algorithms to study the relationships between objects within a network of entities. In our case, starting from matrix B defined in Section 2.4 we compute its correlation matrix, i.e. $Corr(B)$ and define a Graph $G = (N, E)$ whose adjacency matrix is $Corr(B)$. Thus, graph G has 41 nodes (malware classes) and the weights of the edges are equal to the correlation values between malware classes.

Using node edge betweenness [11], we group together nodes according to their correlation values to see which malware classes are close together. In order to avoid generating communities out of noise, we force all correlation values below some $Corr_{min}$ threshold to be equal to 0.

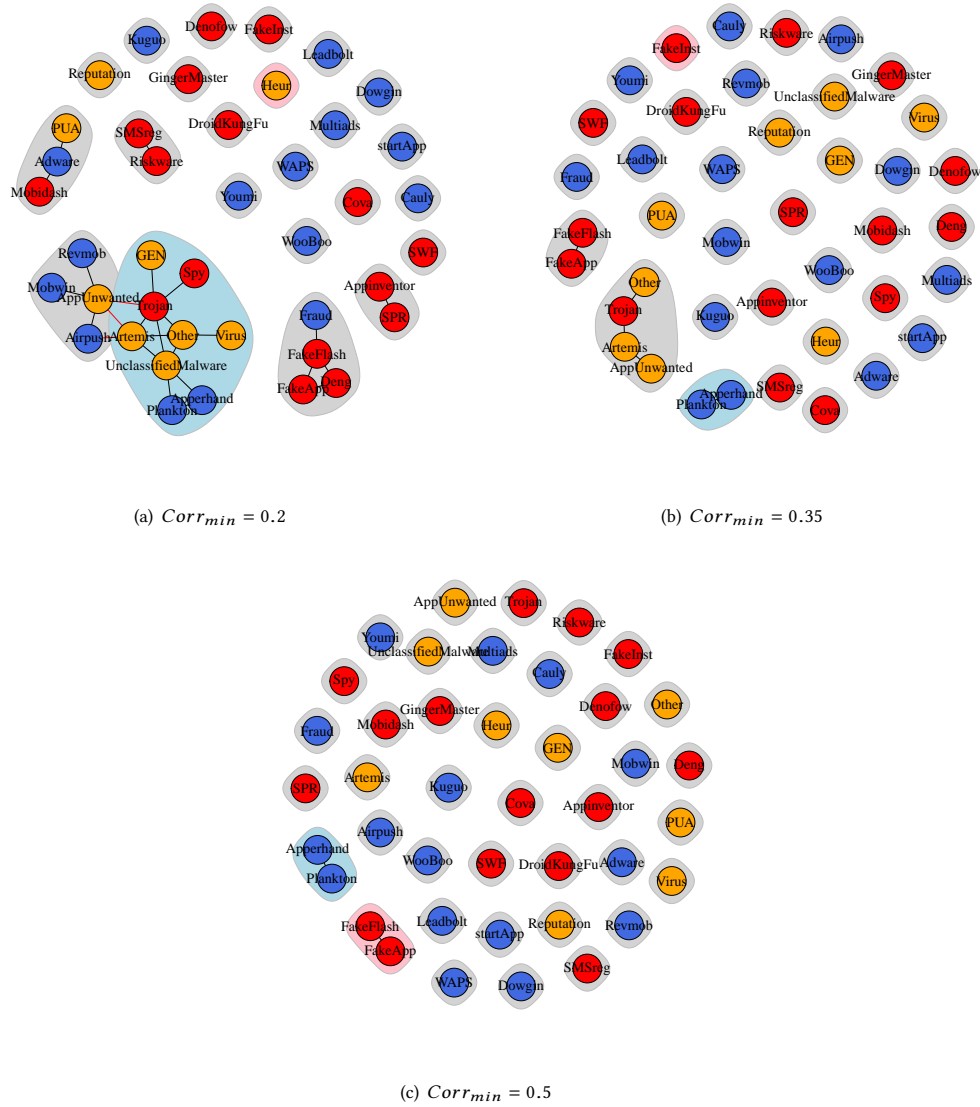


Fig. 4. Communities of malware classes for different correlation threshold $Corr_{min}$

Fig. 4 depicts the resulting communities obtained. Essentially, most malware classes appear isolated with little relationships with others, especially when the correlation threshold $Corr_{min} = 0.5$. In such a case, only two new communities are created: *FakeFlash-FakeApp* and *Plankton-Apperhand*, the former in the Harmful category, the latter in

On labeling Android malware signatures using minhashing and further classification with Structural Equation Models

the Adware category. In case of a lower correlation threshold, $Corr_{min} = 0.35$ a new community is identified: three classes belonging to the Unknown/Generic category are aggregated with a Harmful class, creating the community *Trojan-Artemis-AppUnwanted-Other*. This is consistent with the previous experiment where we observed that most Unknown cases are more correlated with Harmful than with Adware cases. Finally, when the correlation threshold $Corr_{min} = 0.2$ we observe other interesting communities with weak correlation.

4 MODELLING CONSENSUS

In this section, we further investigate on AV engines and malware categories using Structure Equation Models (SEM) to identify which AVs are more powerful at detecting Adware, Harmful Threats and Unknown/Generic categories.

4.1 On weighting AV engines

In order to obtain a performance score per engine within our dataset, a collective AV model must consider how AV engines behave collectively in the sense that which AV engines are consistent with other and which ones typically disagrees with the rest. This idea is at the heart of the well-known Latent Variable Models (LVM) which assume the existence of some unobservable "latent" or "hidden" variable (i.e. whether an app is of malware category or not) which explains the underlying relation among the observed variables (i.e. the output of the AV engines).

There exist different approaches to Latent Variable Modeling in the literature, such as generative models or Structural Equation Models (SEM). We have chosen the later due to its ease of use and approach, based on covariance approximation, which weight engines according on how consensual their detections are.

Typically, SEM assumes a linear regression model on the latent or hidden variable, namely Z_{sem} :

$$Z_{sem} = \sum_{i=1}^{61} \omega_i \times X_{AVi} \quad (1)$$

where X_{AVi} refers to the observed variables AVi weighted by coefficients ω_i . In order to shape values to a probabilistic scale, we use the logistic function to translate the Z_{sem} score into a probabilistic value (between 0 and 1), following:

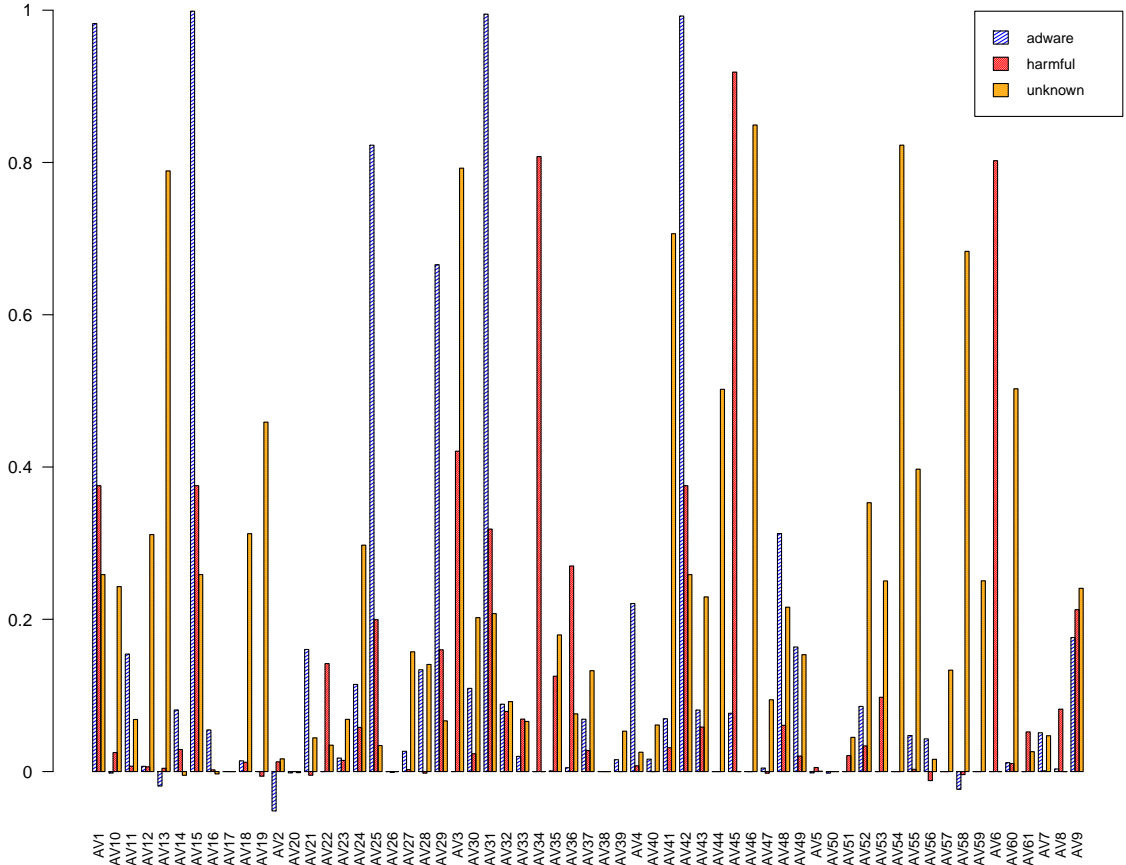
$$P_{sem} = \frac{e^{Z_{sem}}}{1 + e^{Z_{sem}}} \quad (2)$$

4.2 Inference and Results

We generate three 0/1 matrices, one per category (Adware, Harmful Threats and Unknown/Generic), of size $Apps \times AVs$. These matrices are used for training three Z_{sem} models using the R-library "lavaan" [22], which estimates the ω coefficients by minimizing the difference between the dataset covariance matrix and the covariance matrix from the generated model. The ω coefficients are shown in Fig. 5 for the three models.

The figure clearly unveils the existing differences across engines: some AVs rank high scores at specific categories, while others are terrible on all three categories. For instance, AV6 excels at harmful applications (coefficient 0.8) but has null properties (coefficient 0) for Adware or Unknown malware; AV6 is very good at Harmful Threats (coefficients 0.8 for harmful threats and 0 for the other two categories) and AV41 is excellent with unknown categories (0.7). Other AV engines have acceptable coefficients for more than one category, such as AV1 or AV15. In fact, adware-detecting engines, appear with very high coefficients whereas unknown detections occur notably across most engines.

The picture also shows clearly that there is no AV engine in this collection which excels in the three categories at the same time, even though, engines such as AV31 (0.99, 0.31, 0.2) or AV42 (0.99, 0.37, 0.25) show some of the best

Fig. 5. Z_{SEM} coefficients for each category

balances above all engines. Indeed, AV1, AV15, AV31 and AV42 present strong agreements and strong correlation values, providing high support from one another.

It is also worth noting the spikes of some AV engines at the Unknown category (see AV13, AV46, AV54, AV58 or AV60). Essentially, these engines do not provide information on Adware or Harmful Threats, instead they output a generic malware signature, and therefore receive low weights on such categories.

Finally, as an example of application of the Z_{sem} models, consider app no. 1, 144. This app has been flagged as Adware by 20 AVs, as Harmful by AV47, and Unknown by AV22, AV39 and AV40. We can then apply eq. 1 to obtain the Z_{sem} values for the three categories which yields:

$$\begin{aligned}
Z_{sem}^{(1,144,Adware)} &= 4.66 \\
Z_{sem}^{(1,144,Harmful)} &= 3.8 \\
Z_{sem}^{(1,144,Unknown)} &= 3.91
\end{aligned}
\tag{3}$$

After applying the logistic transformation of eq. 2, we obtain the following probabilities:

$$\begin{aligned}
P_{sem}^{(1,144,Adware)} &= 0.99 \\
P_{sem}^{(1,144,Harmful)} &= 0.97 \\
P_{sem}^{(1,144,Unknown)} &= 0.98
\end{aligned}
\tag{4}$$

In this case, it would be safe to say that this application lies in all categories of malware: Adware, Harmful and Generic.

On the other hand, Android app no. 11, 581 has been flagged as Adware by AV7, AV14 and AV36, as Harmful by AV4, and Unknown by AV36. According to the SEM model, the following probabilities for each category are obtained:

$$\begin{aligned}
P_{sem}^{(11,581,Adware)} &= 0.588 \\
P_{sem}^{(11,581,Harmful)} &= 0.61 \\
P_{sem}^{(11,581,Unknown)} &= 0.54
\end{aligned}
\tag{5}$$

Checking the coefficients of these AV engines on each category in Fig. 5, we observe that AV7, AV14 and AV36 have low coefficients for Adware, while AV4 and AV36 also have low coefficient values for Harmful and Unknown respectively. Perhaps, the Harmful category is more likely according to the estimation provided by the SEM model despite the app has more Adware detections. However, it is not clear whether or not this application represents a real risk to the user.

As a final example, Android app 67, 119, which accounts 14 detections clearly votes on favor for the Adware category:

$$\begin{aligned}
P_{sem}^{(67,119,Adware)} &= 0.91 \\
P_{sem}^{(67,119,Harmful)} &= 0.62 \\
P_{sem}^{(67,119,Unknown)} &= 0.89
\end{aligned}
\tag{6}$$

5 SUMMARY AND CONCLUSIONS

This paper has analyzed 259, 608 malware signatures produced by 61 AV engines to 82, 866 different Android applications. With this dataset, we have:

- Presented a novel signature normalization methodology capable of mapping different AV signatures into 41 standardized *classes*.

- Analyzed the most frequent keywords and signature categories using text mining and minhashing techniques, and classified malware signatures into three categories: Adware, Harmful threats and Unknown/Generic.
- Identified groups of similar malware classes within the data using Community detection algorithms from Graph Theory.
- Used Structural Equation Models to find most powerful AV engines for each of the three malware category.
- Shown an application on how to use such SEM model to infer which Unknown-type applications are closer to Adware or Harmful type.

ACKNOWLEDGMENTS

The authors would like to acknowledge the support of the national project TEXEO (TEC2016-80339-R), funded by the Ministerio de Economía y Competitividad of SPAIN through, and the EU-funded H2020 TYPES project (grant no. H2020-653449).

Similarly, the authors would like to remark the support provided by the tacyt system (<https://www.elevenpaths.com/tecnologia/tacyt/index.html>) for the collection and labelling of AV information.

REFERENCES

- [1] Mohammed Ibrahim Al-Saleh, Antonio M Espinoza, and Jedediah R Crandall. 2013. Antivirus performance characterisation: system-wide view. *IET Information Security* 7, 2 (2013), 126–133.
- [2] Daniel Arp, Michael Spreitzenbarth, Malte Hübner, Hugo Gascon, Konrad Rieck, and CERT Siemens. 2014. Drebin: Effective and explainable detection of android malware in your pocket. *Proc. of Symp. Network and Distributed System Security* (2014).
- [3] P. Bishop, R. Bloomfield, I. Gashi, and V. Stankovic. 2011. Diversity for Security: A Study with Off-the-Shelf AntiVirus Engines. In *2011 IEEE 22nd International Symposium on Software Reliability Engineering*. 11–19. <https://doi.org/10.1109/ISSRE.2011.15>
- [4] PG Bishop, RE Bloomfield, Ilir Gashi, and Vladimir Stankovic. 2012. Diverse protection systems for improving security: a study with AntiVirus engines. (2012).
- [5] Kai Chen, Peng Wang, Yeonjoon Lee, XiaoFeng Wang, Nan Zhang, Heqing Huang, Wei Zou, and Peng Liu. 2015. Finding unknown malice in 10 seconds: Mass vetting for new threats at the google-play scale. In *24th USENIX Security Symposium (USENIX Security 15)*. 659–674.
- [6] Michel Cukier, Ilir Gashi, Bertrand Sobesto, and Vladimir Stankovic. 2013. Does malware detection improve with diverse antivirus products? An empirical study. In *32nd International Conference on Computer Safety, Reliability and Security*. IEEE.
- [7] Luke Deshotels, Vivek Notani, and Arun Lakhotia. 2014. DroidLegacy: Automated Familial Classification of Android Malware. In *Proceedings of ACM SIGPLAN on Program Protection and Reverse Engineering Workshop 2014 (PPREW'14)*. ACM, New York, NY, USA, Article 3, 12 pages. <https://doi.org/10.1145/2556464.2556467>
- [8] Karim O. Elish, Xiaokui Shu, Danfeng (Daphne) Yao, Barbara G. Ryder, and Xuxian Jiang. 2015. Profiling user-trigger dependence for Android malware detection. *Computers & Security* 49 (2015), 255 – 273. <https://doi.org/10.1016/j.cose.2014.11.001>
- [9] Adrienne Porter Felt, Erika Chin, Steve Hanna, Dawn Song, and David Wagner. 2011. Android permissions demystified. In *Proceedings of the 18th ACM conference on Computer and communications security*. ACM, 627–638.
- [10] I. Gashi, B. Sobesto, S. Mason, V. Stankovic, and M. Cukier. 2013. A study of the relationship between antivirus regressions and label changes. In *2013 IEEE 24th International Symposium on Software Reliability Engineering (ISSRE)*. 441–450. <https://doi.org/10.1109/ISSRE.2013.6698897>
- [11] Michelle Girvan and Mark EJ Newman. 2002. Community structure in social and biological networks. *Proceedings of the national academy of sciences* 99, 12 (2002), 7821–7826.
- [12] Heqing Huang, Kai Chen, Peng Liu, Sencun Zhu, and Dinghao Wu. 2014. Uncovering the Dilemmas on Antivirus Software Design in Modern Mobile Platforms. In *International Conference on Security and Privacy in Communication Systems*. Springer, 359–366.
- [13] Heqing Huang, Kai Chen, Chuangang Ren, Peng Liu, Sencun Zhu, and Dinghao Wu. 2015. Towards Discovering and Understanding Unexpected Hazards in Tailoring Antivirus Software for Android. In *Proceedings of the 10th ACM Symposium on Information, Computer and Communications Security (ASIA CCS '15)*. ACM, New York, NY, USA, 7–18. <https://doi.org/10.1145/2714576.2714589>
- [14] Médéric Hurier, Kevin Allix, Tegawendé F Bissyandé, Jacques Klein, and Yves Le Traon. 2016. On the lack of consensus in anti-virus decisions: metrics and insights on building ground truths of android malware. In *Detection of Intrusions and Malware, and Vulnerability Assessment*. Springer, 142–162.
- [15] Alex Kantchelian, Michael Carl Tschantz, Sadia Afroz, Brad Miller, Vaishaal Shankar, Rekha Bachl. wani, Anthony D. Joseph, and J. D. Tygar. 2015. Better Malware Ground Truth: Techniques for Weighting Anti-Virus Vendor Labels. In *Proceedings of the 8th ACM Workshop on Artificial Intelligence and Security (AISeC '15)*. ACM, New York, NY, USA, 45–56. <https://doi.org/10.1145/2808769.2808780>

- [16] Jure Leskovec, Anand Rajaraman, and Jeffrey David Ullman. 2014. *Mining of massive datasets*. Cambridge university press.
- [17] M. Lindorfer, M. Neugschwandtner, L. Weichselbaum, Y. Fratantonio, V. v. d. Veen, and C. Platzer. 2014. ANDRUBIS – 1,000,000 Apps Later: A View on Current Android Malware Behaviors. In *2014 Third International Workshop on Building Analysis Datasets and Gathering Experience Returns for Security (BADGERS)*. 3–17. <https://doi.org/10.1109/BADGERS.2014.7>
- [18] Federico Maggi, Andrea Bellini, Guido Salvaneschi, and Stefano Zanero. 2011. Finding non-trivial malware naming inconsistencies. In *International Conference on Information Systems Security*. Springer, 144–159.
- [19] I. Martín, J. A. Hernández, S. Santos, and A. Guzmán. 2016. Insights of antivirus relationships when detecting Android malware: A data analytics approach. In *Proceedings of the ACM Conf. on Computer and Communications Security (CCS '16)*. ACM, 3. <https://doi.org/10.1145/2976749.2989038>
- [20] Jon Oberheide, Evan Cooke, and Farnam Jahanian. 2007. Rethinking Antivirus: Executable Analysis in the Network Cloud. In *HotSec*.
- [21] V. Rastogi, Y. Chen, and X. Jiang. 2014. Catch Me If You Can: Evaluating Android Anti-Malware Against Transformation Attacks. *IEEE Transactions on Information Forensics and Security* 9, 1 (Jan 2014), 99–108. <https://doi.org/10.1109/TIFS.2013.2290431>
- [22] Yves Rosseel. 2012. lavaan: An R Package for Structural Equation Modeling. *Journal of Statistical Software* 48, 2 (2012), 1–36. <http://www.jstatsoft.org/v48/i02/>
- [23] Borja Sanz, Igor Santos, Carlos Laorden, Xabier Ugarte-Pedrero, Pablo Garcia Bringas, and Gonzalo Álvarez. 2013. PUMA: Permission Usage to Detect Malware in Android. In *Proc. Int. Conference CISIS'12-ICEUTE'12-SOCO'12. Advances in Intelligent Systems and Computing*, Vol. 189. 289–298.
- [24] Marcos Sebastián, Richard Rivera, Platon Kotzias, and Juan Caballero. 2016. Avclass: A tool for massive malware labeling. In *International Symposium on Research in Attacks, Intrusions, and Defenses*. Springer, 230–253.
- [25] Guillermo Suarez-Tangil, Juan E. Tapiador, Pedro Peris-Lopez, and Jorge Blasco. 2014. Dendroid: A text mining approach to analyzing and classifying code structures in Android malware families. *Expert Systems with Applications* 41, 4, Part 1 (2014), 1104 – 1117. <https://doi.org/10.1016/j.eswa.2013.07.106>
- [26] Derek Uluski, Micha Moffie, and David Kaeli. 2005. Characterizing Antivirus Workload Execution. *SIGARCH Comput. Archit. News* 33, 1 (March 2005), 90–98. <https://doi.org/10.1145/1055626.1055639>
- [27] Zhaoguo Wang, Chenglong Li, Zhenlong Yuan, Yi Guan, and Yibo Xue. 2016. DroidChain: A novel Android malware detection method based on behavior chains. *Pervasive and Mobile Computing* 32 (2016), 3 – 14. <https://doi.org/10.1016/j.pmcj.2016.06.018> Mobile Security, Privacy and Forensics.
- [28] Min Zheng, Mingshen Sun, and J. C. S. Lui. 2013. Droid Analytics: A Signature Based Analytic System to Collect, Extract, Analyze and Associate Android Malware. In *Trust, Security and Privacy in Computing and Communications (TrustCom), 2013 12th IEEE International Conference on*. 163–171. <https://doi.org/10.1109/TrustCom.2013.25>
- [29] Y. Zhou and X. Jiang. 2012. Dissecting Android Malware: Characterization and Evolution. In *Proc. of Symp. Security and Privacy*. 95–109. <https://doi.org/10.1109/SP.2012.16>