

# Scaling Law for Three-body Collisions in Identical Fermions with $p$ -wave Interactions

Jun Yoshida<sup>1,2,\*</sup>, Taketo Saito<sup>1,2</sup>, Muhammad Waseem<sup>1,2</sup>, Keita Hattori<sup>1,2</sup>, and Takashi Mukaiyama<sup>3</sup>

<sup>1</sup>*Department of Engineering Science, University of Electro-Communications, Tokyo 182-8585, Japan*

<sup>2</sup>*Institute for Laser Science, University of Electro-Communications, Chofugaoka, Chofu, Tokyo 182-8585, Japan*

<sup>3</sup>*Graduate School of Engineering Science, Osaka University, Machikaneyama, Toyonaka, Osaka 560-8531 Japan*

(Dated: September 14, 2017)

We experimentally confirmed the threshold behavior and the scattering length scaling law of three-body loss coefficients in an ultracold spin-polarized gas of  ${}^6\text{Li}$  atoms near a  $p$ -wave Feshbach resonance. We measured the three-body loss coefficients as functions of temperature and the scattering volume, and find that the threshold law and the scattering volume scaling law hold at limited temperature and magnetic field region. The scaling behavior of the three-body loss coefficients provides useful baseline characteristics, which help locate the few-body resonances in a  $p$ -wave interacting identical fermions.

Three-body collisions, which on occasion appears to present the largest obstacle to achieving exotic many-body quantum states in ultracold atoms [1–3], provide us a key signature of three-body correlation. The capability of tuning inter-atomic interactions using Feshbach resonances has made significant contribution toward clarifying the relation between three-body collisional properties and scattering length in a system of ultracold atoms with  $s$ -wave interactions. In identical bosons with large  $s$ -wave scattering lengths, it has been theoretically discussed and experimentally confirmed that the three-body loss coefficient  $L_3$  depends on the scattering length  $a_s$  as  $L_3 \propto a_s^4$  in a large scattering length regime [4–12]. This scaling behavior of  $L_3$  has provided the baseline characteristic of the three-body losses to mark out the three-body Efimov resonances [13] and four-body resonances [14] in the system of identical bosons.

With the three-body physics has been clarified in  $s$ -wave interacting systems, attention now turns to the three-body collisional properties arising from enhanced  $p$ -wave interactions [15–17]. At the low collision energy limit, three-body collisions in indistinguishable fermions with  $p$ -wave interactions should obey the threshold law of  $L_3 \propto E^2$ , where  $E$  is the collision energy [16]. In addition, dimensional analysis based on the threshold law assumption tells us that the three-body collision coefficients depend on the  $p$ -wave scattering volume to the power of  $8/3$  [17]. However, this scaling law is only true when the contribution from an effective range is negligible therefore it is unclear as to which parameter range the scaling behavior actually applies. Since the first observation of the  $p$ -wave Feshbach resonance, extensive studies on the atomic losses [18–20], determination of the scattering parameters [21, 22], creation of  $p$ -wave molecules [23–26], and determination of  $p$ -wave contacts [27] have taken place. Although the systematic studies on the three-body collision coefficients have been conducted, the scaling behavior has eluded experimental confirmation to date.

This is presumably because the scaling behavior only applies to the far-detuned regime from the  $p$ -wave Feshbach resonance, such as the limited scattering volume regime [17], where the atomic lifetime owing to three-body loss is similar to that of a one-body atomic lifetime. Similar to  $s$ -wave interacting bosons, knowledge of the scaling behavior would be useful to observe the super-Efimov effect predicted in a two-dimensional spin-polarized Fermi gas with  $p$ -wave interactions [28].

In this paper, we measured the three-body loss coefficients as functions of temperature and magnetic field in an ultracold spin-polarized gas of  ${}^6\text{Li}$  atoms near a  $p$ -wave Feshbach resonance, we experimentally confirmed the threshold behavior of  $L_3 \propto E^2$  and the scattering volume scaling of the three-body loss coefficient  $L_3 \propto |V_B|^{8/3}$ , where  $V_B$  is the scattering volume. We focused on the large-detuning magnetic field regime to suppress the resonance effect. We also worked at the low temperature regime, where the threshold behavior still holds, however the  ${}^6\text{Li}$  atoms were maintained at high temperature than Fermi temperature, so that the Gaussian spatial density profile for the atomic cloud could be assumed. One advantage of using  ${}^6\text{Li}$  as opposed to  ${}^{40}\text{K}$  is that the atomic loss in  ${}^6\text{Li}$  is purely caused by three-body losses in contrast to using  ${}^{40}\text{K}$ , because the lowest spin state of  ${}^6\text{Li}$  is not a stretched state, and therefore we can work on the Feshbach resonances in the lowest energy state, where dipolar losses do not occur [23, 29].

A gas of  ${}^6\text{Li}$  atoms was prepared by all optical means as described in [22]. We trapped two-component fermionic atoms of  ${}^6\text{Li}$  in  $|1\rangle \equiv |F=1/2, m_F=1/2\rangle$  and  $|2\rangle \equiv |F=1/2, m_F=-1/2\rangle$  states and performed evaporative cooling at the magnetic field of 300 Gauss. The gas was cooled to the temperature around  $T/T_F \simeq 1$ , where  $T$  is the temperature of the  ${}^6\text{Li}$  atoms and  $T_F$  is the Fermi temperature. We limited our experiment to gases with temperatures of  $T/T_F \simeq 1$  to ensure that the atomic density profile could be well described by the Gaussian function. After the evaporative cooling, we irradiated the resonant light to the atoms in  $|2\rangle$  state to remove them from the trap to prepare a spin-polarized Fermi gas of atoms in the  $|1\rangle$  state. The magnetic field was then

\* j\_yoshida@ils.uec.ac.jp

scanned quickly below the  $p$ -wave Feshbach resonance for the atoms in the  $|1\rangle$  state located at a magnetic field 159 Gauss. Next, the magnetic field was altered to the value where the loss of the atoms was measured. We calculated the number of remaining atoms after various holding time to take the decay curve of the atoms for particular magnetic fields. In our experiment, we limited the loss of atoms to less than 30% of the initial number of atoms to suppress the influence of the deformation of momentum distribution.

The decay of the number of atoms is described by the rate equation for the atomic density as

$$\dot{n} = -l_3(E, B)n^3, \quad (1)$$

where  $n$  is the number of density and  $l_3(E, B)$  is the three-body loss coefficient as a function of the collision energy  $E$  and the magnetic field  $B$ . Since the trap-averaged three-body loss was measured, the average of  $l_3(E, B)$  over  $E$  assuming the Maxwell-Boltzmann distribution as [17, 30]

$$L_3(T, B) = \frac{1}{2(k_B T)^3} \int l_3(E, B) E^2 e^{-E/k_B T} dE. \quad (2)$$

The decay curve was measured three times for each experimental condition; one decay curve comprised 40 shots with various holding times. Our experimental setup had an atomic trap lifetime of 100 sec determined by the background gas collisions, and we therefore limited our measurements to the experimental conditions, which resulted

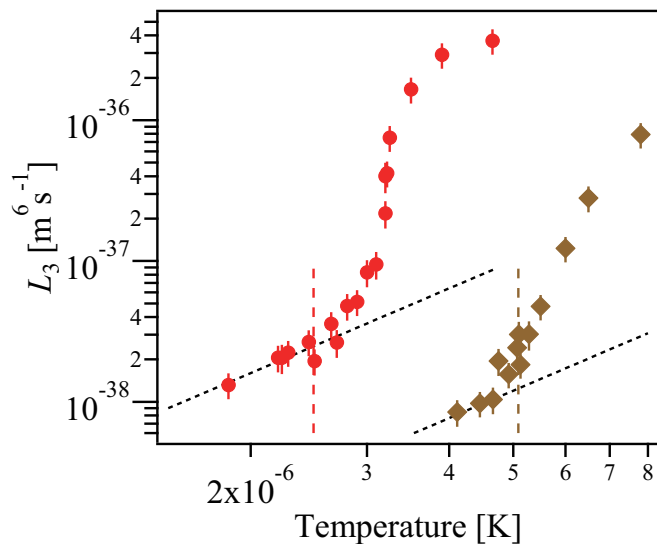


FIG. 1. The three-body loss coefficients vs temperature at two different magnetic field detunings. The red circles and brown rhombi show the data at the magnetic field detuning value of 0.22 and 0.45 Gauss, respectively. The error bars indicate the statistical error arising from atom number fluctuations. The black dashed lines show the quadratic dependence of  $L_3$  to the temperature consistent with the threshold behavior predicted by Esry et al. [16]. The red and brown dashed vertical lines show the temperature value where  $k_B T / \Delta\mu(B - B_{\text{res}}) = 0.1$  for the data with the same color.

in faster three-body loss rate compares with the one-body loss rate.

Figure 1 shows the double logarithmic plot of the three-body loss coefficients  $L_3$  as a function of the atomic temperature at the magnetic field detuning of 0.22 (red circles) and 0.45 Gauss (brown rhombi).  $L_3$  increases gradually in the low temperature region and rises rapidly above a certain temperature point. According to the threshold behavior predicted by Esry et al. [16], the three-body loss coefficient has a quadratic dependence to the collision energy. Since our measurements are limited to the temperature region where Maxwell-Boltzmann distribution applies, the thermal averaged  $L_3$  has a threshold behavior of  $L_3 \propto T^2$ . The black dashed lines in Fig. 1 shows the fitting result for  $L_3 \propto T^2$  with a pre-factor as a free parameter at the low temperature region.  $L_3$  shows a quadratic dependence as expected from the threshold behavior. In the high temperature region,  $L_3$  deviates from the threshold behavior quite rapidly with the eighth power even larger. The red and brown dashed vertical lines show the temperature values for the data with the same color, where  $k_B T / \Delta\mu(B - B_{\text{res}}) = 0.1$ , where  $\Delta\mu$  and  $B_{\text{res}}$  are the relative magnetic moment of the molecular energy level to the atomic energy level and resonance magnetic field. Notably, the temperature point at which the two sets of data deviate from the threshold behavior is at the similar value of  $k_B T / \Delta\mu(B - B_{\text{res}})$ . This value indicates how far from the Feshbach resonance the magnetic field, sharp increase of the data relative may be related to the resonance effect. However,  $k_B T / \Delta\mu(B - B_{\text{res}}) = 0.1$  means that the detuning is quite large. Quantitative understanding of  $L_3$  at the high temperature region requires further study specific to this temperature regime.

Next, we discuss the magnetic field dependence of the three-body loss coefficient. Figure 2 shows  $L_3$  vs magnetic field detuning  $B - B_{\text{res}}$  for measurements at the temperature of 2.7 (green circles), 3.9 (blue triangles), and 5.7  $\mu\text{K}$  (purple squares), respectively. From the large detuning to the small detuning,  $L_3$  increases gradually and rises rapidly at certain magnetic field detunings similar to the temperature dependence of  $L_3$  (as shown in Fig. 1). From the dimensional analysis together with the threshold behavior,  $L_3$  is expected to vary with the  $p$ -wave scattering volume as  $L_3 \propto V_B^{8/3}$  [17] based on the assumption that the effective range contribution is negligible. In Fig. 2, the black dashed lines shows the fitting results of the  $V_B^{8/3}$  dependence at a relatively large detuning regions for the three data sets. It is clear that the experimental results are consistent with the scattering length scaling law of  $L_3 \propto V_B^{8/3}$  at certain magnetic field detuning regions.  $L_3$  deviates rapidly in the region relatively close to the Feshbach resonance. The green, blue and purple dashed vertical lines show the magnetic field detuning point, where  $k_B T / \Delta\mu(B - B_{\text{res}}) = 0.1$  for the data with the same color. Notably, the three sets of data deviate from the scattering length scaling behavior at the point corresponding to  $k_B T / \Delta\mu(B - B_{\text{res}}) = 0.1$ , which is similar to the temperature dependence shown

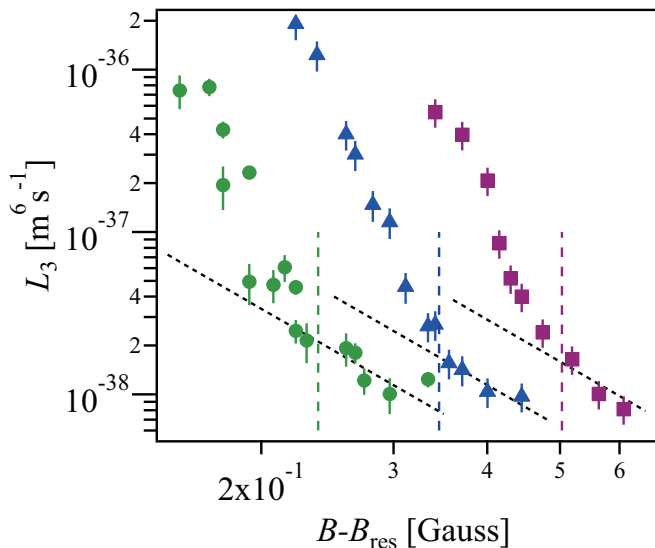


FIG. 2. The three-body loss coefficients vs magnetic field detuning for three different temperatures. The green circles, blue triangles, and purple squares show the data at the temperature of 2.7, 3.9, and 5.7  $\mu\text{K}$ , respectively. The error bars indicate the statistical error arising from atom number fluctuations. The black dashed lines show the  $V_B^{8/3}$  dependence of  $L_3$ , as predicted by Suno et al. [17]. The green, blue, and purple dashed vertical lines indicate the magnetic field detuning points where  $k_B T / \Delta\mu(B - B_{\text{res}}) = 0.1$ , for the data with the same color.

in Fig. 1. Further investigation is required for a deeper understanding of  $L_3$  near the resonance.

Now that the threshold behavior and the scattering length scaling law have been confirmed separately, we plot all the data from Fig. 1 and Fig. 2 into one figure by taking  $L_3$  on the vertical axis and  $k_T^4 V_B^{8/3}$  on the horizontal axis (as shown in Fig. 3). Here,  $k_T$  is the wave number of atoms defined by  $k_T = \sqrt{3mk_B T / 2\hbar^2}$ . The red circles and brown rhombi are the  $L_3$  data of the temperature dependence from Fig. 1 and the green circles, blue triangles, and purple squares are the  $L_3$  data of the magnetic field detuning dependencies from Fig. 2. As can be seen, the experimental data congregates in the small  $k_T^4 V_B^{8/3}$  region and indicates that  $L_3$  linearly depends on  $k_T^4 V_B^{8/3}$ . The black solid line shows the dependence of  $L_3 \propto k_T^4 V_B^{8/3}$  with the pre-factor taken as a free parameter to match it with the data in the small  $k_T^4 V_B^{8/3}$  region.

We mention in Fig. 1 that the data are consistent with the threshold behavior by fitting the data in the low temperature region with the quadratic function to the temperature, but at that time the pre-factors were taken as free parameters. The fact that the red circles and brown rhombi in Fig. 3 match each other in the low  $k_T^4 V_B^{8/3}$  region, this indicates that the difference of the pre-factors for the red circles and brown rhombi can be explained by the scattering length dependence of  $V_B^{8/3}$ . The same

story applies to the  $L_3$  data comprising green circles, blue triangles, and purple squares shown in Fig. 3. Since the three data match one another in Fig. 3, this indicates that the difference of the pre-factors, when we fit those data in Fig. 2, can be explained by the threshold behavior of  $L_3 \propto T^2$ . The inset of Fig. 3 shows the data points selected from the data in the main figure that match the scaling law of  $L_3 \propto k_T^4 V_B^{8/3}$ . From the fitting of the data with the linear function, we derive that  $L_3 = A \times k_T^4 V_B^{8/3}$  with  $A = 0.02 \text{ m}^2 \text{ s}^{-1}$ .

The vertical lines in Fig. 3 indicate the points corresponding to  $k_B T / \Delta\mu(B - B_{\text{res}}) = 0.1$  for the data shown with the same color. Obviously the data deviates from the  $k_T^4 V_B^{8/3}$  dependence where the vertical lines are located because this is where either the threshold behavior or scattering length scaling law breaks down (as shown in Figs. 1 and 2). Considering the expression for the  $p$ -wave collisional phase shift, the effective range term becomes critical when  $k_e k_T^2 V_B$  is at the order of unity. In our experiment, we derive that  $k_e k_T^2 V_B \approx 0.1$  at the point of the vertical lines in Fig. 3. It is not surprising that the effective range term is a key factor in this parameter region, however it is not yet clear if the significant increase of  $L_3$  at a higher  $k_T^4 V_B^{8/3}$  value can be explained by the contribution from the effective range term. Fur-

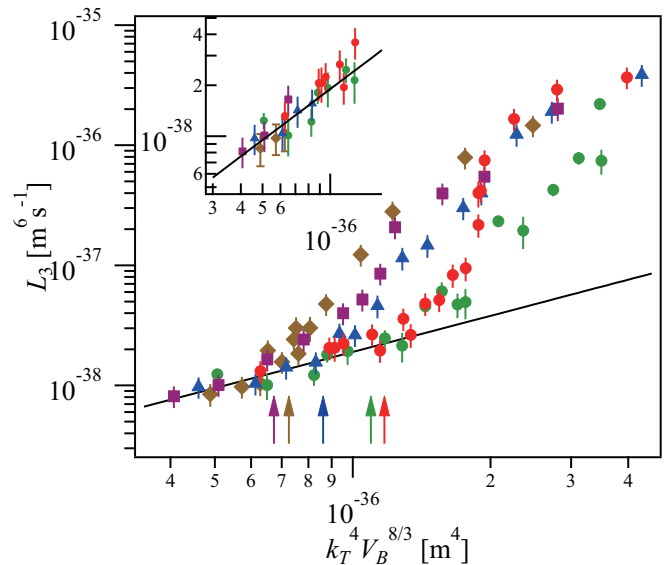


FIG. 3. The three-body loss coefficient plotted by taking  $k_T^4 V_B^{8/3}$  in the horizontal axis. Red circles and brown rhombi are the  $L_3$  data of the temperature dependence from Fig. 1. Green circles, blue triangles, and purple squares are the  $L_3$  data of the magnetic field detuning dependence from Fig. 2. The black solid line shows the dependence of  $L_3 \propto k_T^4 V_B^{8/3}$ . The inset shows the data points in the small  $k_T^4 V_B^{8/3}$  region that match the scaling law. The black solid line shows the fitting result using a linear function. The vertical lines show the point corresponding to  $k_B T / \Delta\mu(B - B_{\text{res}}) = 0.1$  for the data shown with the same color.

ther study is required for the quantitative understanding of the characteristics above the scaling behavior.

In conclusion, we experimentally confirmed the threshold behavior and scattering length scaling law of the three-body loss coefficients in an ultracold spin-polarized gas of  ${}^6\text{Li}$  atoms near a  $p$ -wave Feshbach resonance. We measured the three-body loss coefficients as functions of temperature to confirm the quadratic dependence of  $L_3$  to the temperature in the low temperature region. We also measured the scattering volume dependence of  $L_3$  to confirm the scattering length scaling law of  $L_3 \propto V_B^{8/3}$  in the small  $V_B$  region. The knowledge gained from the

scaling behavior will be useful to observe the resonances arising from few-body states, just as  $L_3 \propto a^4$  has made a significant contribution in finding the Efimov states in  $s$ -wave interacting identical bosons.

We would like to thank Dr. Zhenhua Yu for fruitful discussion and Dr. Shinsuke Haze for his support throughout the experiment. This work was supported by a Grant-in-Aid for Scientific Research on Innovative Areas (Grant No. 24105006), and a Grant-in-Aid for Challenging Exploratory Research (Grant No. 17K18752). MW acknowledges the support of a Japanese government scholarship (MEXT).

- 
- [1] M. Iskin and C. A. R. Sá de Melo, Phys. Rev. Lett. **96**, 040402 (2006).
  - [2] M. Iskin and C. J. Williams, Phys. Rev. A. **77**, 041607 (2008).
  - [3] V. Gurarie, L. Radzihovsky, and A. V. Andreev, Phys. Rev. Lett. **94**, 230403 (2005).
  - [4] P. O. Fedichev, M. W. Reynolds, and G. V. Shlyapnikov, Phys. Rev. Lett. **77**, 2921 (1996).
  - [5] E. Nielsen, J. H. Macek, Phys. Rev. Lett. **83**, 1566 (1999).
  - [6] B. D. Esry, C. H. Greene, and James P. Burke, Jr., Phys. Rev. Lett. **83**, 1751 (1999).
  - [7] P. F. Bedaque, Eric Braaten, and H.-W. Hammer, Phys. Rev. Lett. **85**, 908 (2000).
  - [8] E. Braaten and H.-W. Hammer, Phys. Rev. Lett. **87**, 160407 (2001).
  - [9] T. Weber, J. Herbig, M. Mark, H. -C. Nägerl, and R. Grimm, Phys. Rev. Lett. **91**, 123201 (2003).
  - [10] J. Stenger, S. Inouye, M. R. Andrews, H. -J. Miesner, D. M. Stamper-Kurn, and W. Ketterle, Phys. Rev. Lett. **82**, 2422 (1999)
  - [11] B. S. Rem, A. T. Grier, I. Ferrier-Barbut, U. Eismann, T. Langen, N. Navon, L. Khaykovich, F. Werner, D. S. Petrov, F. Chevy, and C. Salomon, Phys. Rev. Lett. **110**, 163202 (2013)
  - [12] Z. Shotan, O. Machtey, S. Kokkelmans, and L. Khaykovich, Phys. Rev. Lett. **113**, 053202 (2014).
  - [13] T. Kraemer, M. Mark, P. Waldburger, J. G. Danzl, C. Chin, B. Engeser, A. D. Lange, K. Pilch, A. Jaakkola, H.-C. Nägerl, R. Grimm, Nature **440**, 04626 (2006).
  - [14] F. Ferlaino, S. Knoop, M. Berninger, W. Harm, J. P. D’Incao, H. -C. Nägerl, and R. Grimm, Phys. Rev. Lett. **102**, 140401 (2009).
  - [15] M. Jona-Lasinio, L. Pricoupenko, and Y. Castin, Phys. Rev. A **77**, 043611 (2008).
  - [16] B. D. Esry, C. H. Greene, and H. Suno, Phys. Rev. A **65**, 010705 (2001).
  - [17] H. Suno, B. D. Esry, and Chris H. Greene, Phys. Rev. Lett. **90**, 053202 (2003).
  - [18] J. Zhang, E. G. M. van Kempen, T. Bourdel, L. Khaykovich, J. Cubizolles, F. Chevy, M. Teichmann, L. Tarruell, S. J. J. M. F. Kokkelmans, and C. Salomon, Phys. Rev. A **70**, 030702 (2004).
  - [19] C. A. Regal, C. Ticknor, J. L. Bohn, and D. S. Jin, Phys. Rev. Lett. **90**, 053201 (2003).
  - [20] C. H. Schunck, M. W. Zwierlein, C. A. Stan, S. M. F. Raupach, W. Ketterle, A. Simoni, E. Tiesinga, C. J. Williams, and P. S. Julienne, Phys. Rev. A **71**, 045601 (2005).
  - [21] C. Ticknor, C. A. Regal, D. S. Jin, and J. L. Bohn, Phys. Rev. A **69**, 042712 (2004).
  - [22] T. Nakasuji, J. Yoshida and T. Mukaiyama, Phys. Rev. A. **88**, 012710 (2013).
  - [23] J. P. Gaebler, J. T. Stewart, J. L. Bohn, and D. S. Jin, Phys. Rev. Lett. **98**, 200403 (2007).
  - [24] J. Fuchs, C. Ticknor, P. Dyke, G. Veeravalli, E. Kuhnle, W. Rowlands, P. Hannaford, and C. J. Vale, Phys. Rev. A **77**, 053616 (2008).
  - [25] Y. Inada, M. Horikoshi, S. Nakajima, M. Kuwata-Gonokami, M. Ueda, and T. Mukaiyama, Phys. Rev. Lett. **101**, 100401 (2008).
  - [26] R. A. W. Maier, C. Marzok, C. Zimmermann, and Ph. W. Courteille Phys. Rev. A **81**, 064701 (2010).
  - [27] C. Luciuk, S. Trotzky, S. Smale, Z. Yu, S. Zhang, and J. H. Thywissen, Nat. Phys. **12**, 599 (2016).
  - [28] Y. Nishida, S. Moroz, and D. T. Son, Phys. Rev. Lett. **110**, 235301(2013).
  - [29] D. V. Kurlov and G. V. Shlyapnikov, Phys. Rev. A **95**, 032710 (2017).
  - [30] Z. Yu, private communication.