

FLaapLUC: a pipeline for the generation of prompt alerts on transient *Fermi*-LAT γ -ray sources

J.-P. Lenain^{a,1,*}

^a*Sorbonne Universités, UPMC Université Paris 06, Université Paris Diderot, Sorbonne Paris Cité, CNRS, Laboratoire de Physique Nucléaire et de Hautes Energies (LPNHE), 4 place Jussieu, F-75252, Paris Cedex 5, France*

Abstract

Most high energy sources detected with *Fermi*-LAT are constituted of blazars, which are known to be very variable sources. High cadence long-term monitoring simultaneously at different wavelengths being prohibitive, the study of their transient activities can help shading light on our understanding of these objects. The early detection of such potentially fast transient events is the key for triggering follow-up observations at other wavelengths. A Python tool, FLaapLUC, built on top of the *Science Tools* provided by the *Fermi*-LAT collaboration, has been developed using the simple aperture photometry approach. This tool can effectively detect relative flux variations in a set of predefined sources and alert potential users. Such alerts can then be used to trigger target of opportunity observations with other facilities. It is shown that FLaapLUC is an efficient tool to reveal transient events in *Fermi*-LAT data, providing quick results which can be used to promptly organise follow-up observations. Results from this simple aperture photometry method are also compared to full likelihood analyses. The FLaapLUC package is made available on GitHub and is open to contributions by the community.

Keywords: Methods: data analysis, Methods: numerical, Gamma rays: general, Galaxies: active
PACS: 07.05.Kf, 95.75.Wx, 95.85.Pw, 98.54.Cm

1. Introduction

The sky is not as immutable and quiet as it first seems when seen with the naked eye. Once studied in detail with sensitive instruments, variable sources are detected at all wavelengths and on different time scales. This notably applies at high energies, and more particularly to non-thermal objects, such as active galactic nuclei (AGN), pulsars, binaries, micro-quasars or cataclysmic variables.

The *Fermi*-LAT γ -ray instrument (Atwood et al., 2009) has revealed many new high energy sources (Abdo et al., 2010a; Nolan et al., 2012; Acero et al., 2015), many of which are constituted by AGN (Abdo et al., 2010b; Ackermann et al., 2011, 2015). AGN are highly variable by nature, and a quick identification of any ongoing unusual activity in these sources is crucial to ensure multi-wavelength follow-up observations, to better characterize the nature of their emission.

A full picture of the behaviour of AGN could in principle be obtained with simultaneous, high-cadence monitoring at all available wavelengths. However, such observations campaigns are hardly achievable in the long run, but a grasp of knowledge could be picked up during flaring events, if several facilities follow up on the flare simultaneously. *Fermi*-LAT is particularly useful to monitor the whole sky in the high energy range (from 20 MeV up to 300 GeV and above), with full sky snapshots ob-

tained every three hours. In case of transient events, a prompt reaction to trigger multiwavelength observations is essential.

The *Fermi*-LAT collaboration developed the FAVA (*Fermi* All-sky Variability Analysis) tool (Ackermann et al., 2013), which has the huge advantage of blindly searching for transient events all across the sky, but the latency of about one week before releasing the data² prevents from using it for prompt, quick alerts and subsequent observations before a flare subsides. The typical duration of flares in blazars is indeed shorter than a week (see e.g. H.E.S.S. Collaboration et al., 2013; H.E.S.S. Collaboration et al., 2013; Wehrle et al., 2016; Ackermann et al., 2016; Britto et al., 2016; Rani et al., 2017; Abeysekara et al., 2017). The *Fermi*-LAT collaboration also provides to the community a set of light curves, updated daily, on a list of bright sources³, as well as aperture photometry light curves⁴ for all sources belonging to the 3FGL catalogue (Acero et al., 2015). However, for sources not reported in the 3FGL catalogue and/or if one wants to consider light curves with a different time binning, a custom pipeline would be necessary.

Following to major interests of the H.E.S.S. collaboration in target of opportunity (ToO) observations, I thus developed FLaapLUC (*Fermi*-LAT automatic aperture photometry Light Curve), built in Python on top of the *Science Tools* provided by the *Fermi*-LAT collaboration, and based on the simple aperture photometry technique. FLaapLUC has been exten-

*Corresponding author

Email address: jlenain@in2p3.fr (J.-P. Lenain)

¹ORCID: 0000-0001-7284-9220

²fermi.gsfc.nasa.gov/ssc/data/access/lat/FAVA

³fermi.gsfc.nasa.gov/ssc/data/access/lat/msl_lc

⁴fermi.gsfc.nasa.gov/ssc/data/access/lat/4yr_catalog/ap_lcs

sively tried and tested within the H.E.S.S. collaboration. This tool is able to quickly analyse a pre-defined list of sources and automatically send alerts within H.E.S.S. in case of interesting events occurring at high energies. This allows us to promptly trigger ToO observations with H.E.S.S. Moreover, an advantage of developing a custom tool as FLAapLUC resides in the fact that the trigger criteria are under full control.

In the following, the method used for the *Fermi*-LAT data analysis with FLAapLUC is described in Sect. 2. The performances, such as its false alarm trigger rate, and comparisons with classic full likelihood results, are discussed in Sect. 3, before concluding in Sect 4.

2. Description of the method

FLAapLUC uses the aperture photometry approach⁵ to analyse *Fermi*-LAT data. The aperture photometry is a simple method consisting in summing up photon counts in a region of interest, and weighing the results by the instrumental exposure to evaluate a flux. No background modelling nor subtraction is performed. The goal of FLAapLUC is to provide alerts on ongoing activities in the *Fermi*-LAT data from a predefined list of sources to be monitored. Indeed, contrary to FAVA, to keep computing resources at a reasonable usage, a blind search of transient events across the full sky using aperture photometry is not realistic.

The implementation of FLAapLUC is based on the standard *ScienceTools*. `gtselect` is used to extract the events around a source of interest, within a radius of 1° in the case of the aperture photometry. This is because this method assumes that the data set is background-free. This assumption is of course wrong in the case of *Fermi*-LAT data which are highly contaminated by Galactic and extragalactic diffuse emissions. However, these diffuse components are not supposed to vary, and their presence will not impede to detect relative flux variations. The considered energy range is 100 MeV–500 GeV, and a cut on the maximal zenith angle of 90° is applied, as recommended by the *Fermi*-LAT collaboration for point-source (event class 128) analyses using the Pass 8 instrument response functions functions⁶. Good time intervals are selected using `gtmktime` using the standard filter (`LAT_CONFIG==1 && DATA_QUAL>0`). Additionally, only time intervals during which the Sun is at least 5° away from the region of interest are kept, so as to avoid contamination by potential solar flares. The evolution of the count rate is computed using the LC method of `gtbin`. To correct for the time-dependent exposure on a source with `gtexposure` and obtain a flux, a model of the region of interest has to be provided. To this purpose, the user-contributed script `make3FGLxml` is used, thus accounting for all sources included in the 3FGL catalogue (Acero et al., 2015) near the source of interest. If the source of interest does not belong to the 3FGL catalogue, a photon index of 2.5 is assumed. In the process of light curve computation with FLAapLUC, the photon index of the source of

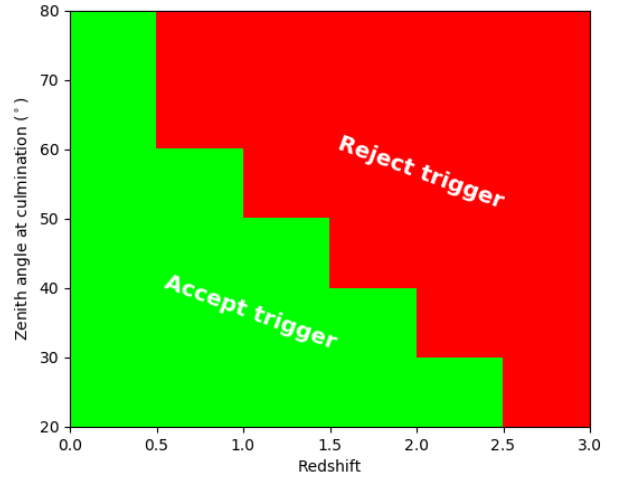


Figure 1: Two-dimensional criterion applied on the redshift and the zenith angle at culmination of a source to accept or veto a latent alert from FLAapLUC. These specific cut values are used in H.E.S.S. for the *Fermi*-LAT data analysis of extragalactic sources.

interest is thus set constant, with a value either corresponding to the 3FGL catalogue or fixed to 2.5, no potential spectral evolution is considered.

FLAapLUC can then be used to generate triggers in two different ways:

1. One can manually define a fixed flux threshold, on a source by source basis;
2. Alternatively, if a long-term light curve using all the available *Fermi*-LAT data has been pre-computed, FLAapLUC can dynamically assess the flux threshold above which a source activity will generate a trigger (see below).

In the latter case, such a pre-computed long-term light curve can typically be generated using the following command:

```
flaapluc --merge-long-term
         --config-file=config/<config_file.cfg>
         <source name>
```

where `config_file.cfg` is a configuration file where several options can be set. An example of configuration file is provided in FLAapLUC/config on GitHub.

The whole difficulty resides in the definition of a flare, while the event is actually ongoing, that is, how to dynamically compute such a flux threshold with respect to the long-term average flux level. Even once the entire data set is available, the definition of what a flare is is subject to debate. For instance, Nalewajko (2013) proposes that a flare consists in finding the peak in a light curve and to consider the contemporaneous temporal window when the flux is at least half of the peak flux. Here, one can not use such a definition, which requires to have the

⁵fermi.gsfc.nasa.gov/ssc/data/analysis/scitools/aperture_photometry

⁶fermi.gsfc.nasa.gov/ssc/data/analysis/documentation/Cicerone/Cicerone_Data_Editorian/Doc_use_such

full observation data set at hand. Indeed, the aim of FLAapLUC is to alert for an *ongoing* event, without knowing whether the last flux measurement still corresponds to a trend of rising flux, or whether the flare is already on its decay. Instead, the following approach is proposed. For a given source, a weekly-binned long-term light curve is pre-computed, thus currently using more than 8 years of *Fermi*-LAT data. To assess whether the source is experiencing an active state, another light curve is computed every day, using bins of N_1 days of duration, and the last flux bin measurement is compared to the long-term flux mean. If the last flux bin is significantly higher than the average flux, FLAapLUC identifies the current flux state as *active*, and yet another, but finer, light curve is generated with bins of N_2 days (with $N_2 < N_1$). If the last shortly binned flux is significantly above the long-term flux mean, FLAapLUC will issue an alert.

More quantitatively, and accounting for flux errors, the averaged flux ($\overline{F_{LT}}$) on long-term data is computed. Let's note $F_{N_{1,2}}$ the last $N_{1,2}$ -days binned flux value, and $\delta F_{N_{1,2}}$ its error. A two-level criterion on the flux is set, based on the N_1 -days binned and N_2 -day binned light curves. The trigger threshold on the flux is such that:

$$\begin{aligned} F_{N_1} - \delta F_{N_1} &> \overline{F_{LT}} + \alpha_{N_1} \text{RMS}(F_{LT}) \\ F_{N_2} - \delta F_{N_2} &> \overline{F_{LT}} + \alpha_{N_2} \text{RMS}(F_{LT}) \end{aligned} \quad (1)$$

To speed the processing of potentially many sources every day, the N_2 -day binned light curve is only computed if the first criterion on F_{N_1} is fulfilled. The trigger threshold, and thus probability (see Section 3.2), then depends on the settings on α_{N_1} and α_{N_2} , which are set up by the user, who can decide to be more permissive or restrictive with the received alerts from FLAapLUC. The chosen value of N_2 thus limits the minimum time scale of a flare FLAapLUC can probe in *Fermi*-LAT data. Prompt alerts are further limited by the latency required to downlink the data and reconstruct them. This will be developed in Section 3.3. In any case, it seems unfeasible to react on the fly to rapid events such as the giant outburst detected from 3C 279 in June 2015 (Ackermann et al., 2016), which exhibited doubling times of less than 5 minutes, or the equivalent at high energies of the very high energy flares of PKS 2155–304 seen in 2006 (Aharonian et al., 2007) or Mrk 501 as observed in 2005 (Albert et al., 2007) which varied on similar time scales.

Moreover, if one wants to monitor the high energy sky in order to trigger ToO observations at a particular site, it is useful to additionally filter alerts on the visibility of the sources in the next hours/days. FLAapLUC can thus perform such a filtering, depending on the visibility of a source at a given site and observation time, using the *pyephem* package⁷. As an example, the common set of trigger criteria used within the extragalactic working group of the H.E.S.S. collaboration is the following:

- the source should have its last flux measurement fulfilling the criteria described in Eq. 1, with $N_1 = 3$ days, $N_2 = 1$ day, $\alpha_{N_1} = 2$ and $\alpha_{N_2} = 3$;

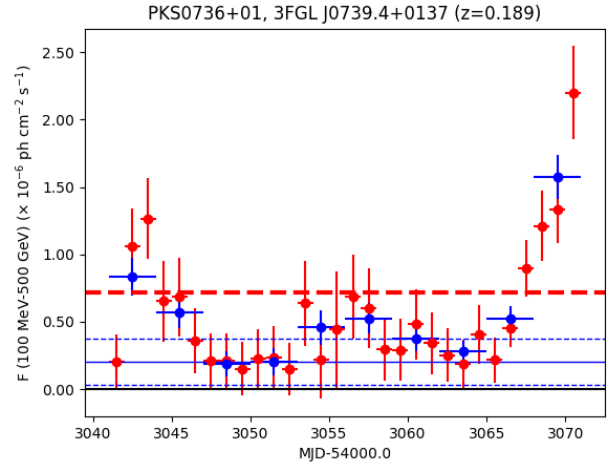


Figure 2: FLAapLUC light curve output on PKS 0736+01 issued on Feb. 18, 2015. The blue points show the 3-day binned light curve, while the red points show the daily-binned one. The horizontal blue line represents the long-term flux average of the source, and the horizontal dotted blue lines are the flux levels plus or minus $2 \cdot \text{RMS}(F_{LT})$ away from this average ($\alpha_{N_1} = 2$). The horizontal bold red line shows the flux threshold for $\alpha_{N_2} = 3$ above which FLAapLUC issues an alert on this source.

- the source should be visible the next night at the H.E.S.S. site (Lon. $23^{\circ}16'18''\text{S}$, Lat. $16^{\circ}30'00''\text{E}$), and its zenith angle at culmination should be less than a certain value which depends on the redshift of the source, due to the absorption by the extragalactic background light (Hauser and Dwek, 2001) of the observed source spectrum at very high energies.

The reasoning behind the last criterion is the following. The very high energy γ -ray photons experience absorption on their propagation path due to the extragalactic background light (Hauser and Dwek, 2001). This absorption depends on the photon energy, and is more severe at the highest energies imaging atmospheric Čerenkov telescopes (IACT) are sensitive to. Since the energy threshold of IACT also increases with the observation zenith angle, for a similar flux, furthest sources should be observed at smaller zenith angles (i.e. higher elevation) than closer ones to reach the same detection chance. This last cut is modular and programmable. It can be implemented as a simple scalar value on the maximal acceptable zenith angle and/or redshift, or can be mapped as a two-dimensional criterion, as depicted in Fig. 1. For sources which redshift is unknown, a value of $z = 0$ is used, that is, usually the most permissive zenith angle at culmination is considered.

FLAapLUC takes event files from *Fermi*-LAT data as input. The pipeline can be run using e.g. an all-sky event file encompassing all the events recorded with *Fermi* LAT for the whole mission. This is necessary in order to pre-compute a long-term light curve for multiple sources at once. Alternatively, for a daily running instance, one can use an all-sky file from a subset of the last data acquired with *Fermi*-LAT to speed up the computation and limit the input/output usage in case many sources are to be processed. A roll back time of typically one month is

⁷rhodesmill.org/pyephem

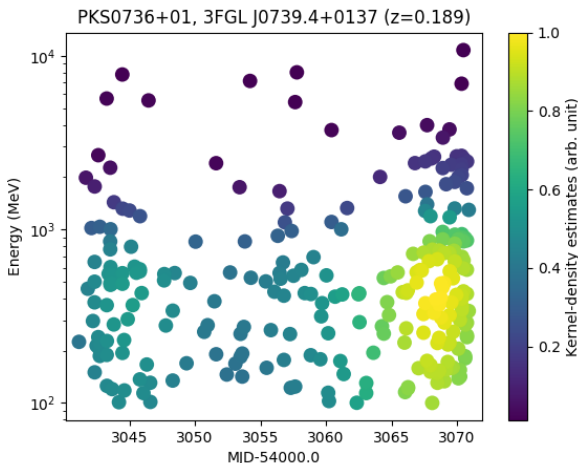


Figure 3: Energy versus arrival time plot on PKS 0736+01 of each individual *Fermi*-LAT event as of Feb. 18, 2015. The colour code depicts a simple Gaussian kernel-density estimate for visualisation purposes. Qualitatively, a vertical clustering of yellow points would denote a flare.

in use in the H.E.S.S. collaboration. Such input files can easily be generated, as well as an automatic retrieval of spacecraft and photon files, using for instance *enrico* (Sanchez and Deil, 2013). FLAapLUC is actually using *enrico* to generate those input files on the fly in case the user does not provide them. The daily running instance of FLAapLUC is typically run using the following command:

```
flaapluc-allsources --daily
--custom-threshold
--with-history
--config-file=config/<config_file.cfg>
<source list file>
```

where `flaapluc-allsources` is just a wrapper of the script `flaapluc` looping through all the sources listed in the input file.

Within the H.E.S.S. collaboration, whenever FLAapLUC issues an alert, with the last bit of data on a monitored source fulfilling the double-pass threshold from Eq. 1, as well as constraints on visibility, redshift and zenith angle at culmination, a more detailed likelihood analysis is automatically performed on the last N_1 days of available data. This procedure leads to a computational economy with respect to a scheme where all monitored sources would have been analysed with the full likelihood approach.

FLAapLUC has been used in H.E.S.S. since 2012, and for instance allowed a quick reaction following an alert in February 2015 on PKS 0736+01 (see Fig. 2) which resulted in the detection of this source during this event with H.E.S.S. at very high energies (Cerruti et al., 2016). FLAapLUC issued an alert even before public information was available on this flare. Figure 3 shows the energy versus arrival time for each event from the alert on PKS 0736+01. The colours depict the density of events in the data with a Gaussian kernel-density estimate using `scipy.stats.gaussian_kde`. This also allows to assess

the energy of the highest energy photon received during a flaring event. Such information could be useful to decide whether or not ToO observations should be triggered at higher energies, with e.g. the H.E.S.S. experiment.

Apart from AGN, FLAapLUC is also used internally in H.E.S.S. to produce alerts on a predefined list of γ -ray binaries or binary candidates, in this case using different criteria on the flux thresholds and observability, with $N_1 = 2$ days, $N_2 = 1$ day, $\alpha_{N_1} = 2$, $\alpha_{N_2} = 3$ and a fixed maximum allowed zenith angle at culmination of 60° .

As a third application, a systematic survey of the Galactic plane is performed daily at high energies with FLAapLUC, with a scan of 540 regions of 1° of radius, in the Galactic latitude band $|b| < 3^\circ$. Again, even though the Galactic plane is largely dominated by the Galactic diffuse emission and thus hampering any absolute flux determination with the aperture photometry method, any significant relative flux variation could be detected with this tool. For this application, the trigger criteria are $N_1 = 2$ days, $N_2 = 1$ day, $\alpha_{N_1} = 3$, $\alpha_{N_2} = 5$ and a fixed maximum allowed zenith angle at culmination of 60° .

3. Performance

The performance and limitations of FLAapLUC are hereafter developed. The Table 1 gives a summary of the main points discussed in this paper, as well as the operation settings used in H.E.S.S. as mentioned above.

3.1. Comparison with the likelihood method

The aperture photometry method provides a fast way to obtain relative results, but is obviously not the best choice when it comes to reliable, absolute flux measurements, because of the basic procedure consisting in attributing all the photons from the analysed region to the source of interest. In this section, the light curve obtained using FLAapLUC is compared to the one computed using the binned likelihood scheme, for the same object. Data obtained from August 4, 2008 to July 4, 2017 are analysed, for two sources, 3C 279 (a flat spectrum radio quasar, FSRQ) and PKS 2155–304 (a high-frequency-peaked BL Lac object, HBL), as an illustration.

For the likelihood analyses, events in a region of interest of 10° of radius were selected. The PASS 8 instrument response functions (event class 128 and event type 3) corresponding to the P8R2_SOURCE_V6 response were used together with a zenith angle cut of 90° . The model of the region of interest was built based on the 3FGL catalogue (Acero et al., 2015). The Galactic diffuse emission has been modeled using the file `gll_iem_v06.fits` (Acero et al., 2016) and the isotropic background using `iso_P8R2_SOURCE_V6_v06.txt`. The fit is performed iteratively: in a first step, sources from the 3FGL catalogue within 15° around the source of interest are included, with parameters fixed for those more than 10° away to account for the large point spread function at low energies. In a second step, parameters of sources contributing to less than a test statistic (TS, Mattox et al., 1996) of 9 and to less than 5% of the total number of counts in the region of interest are frozen.

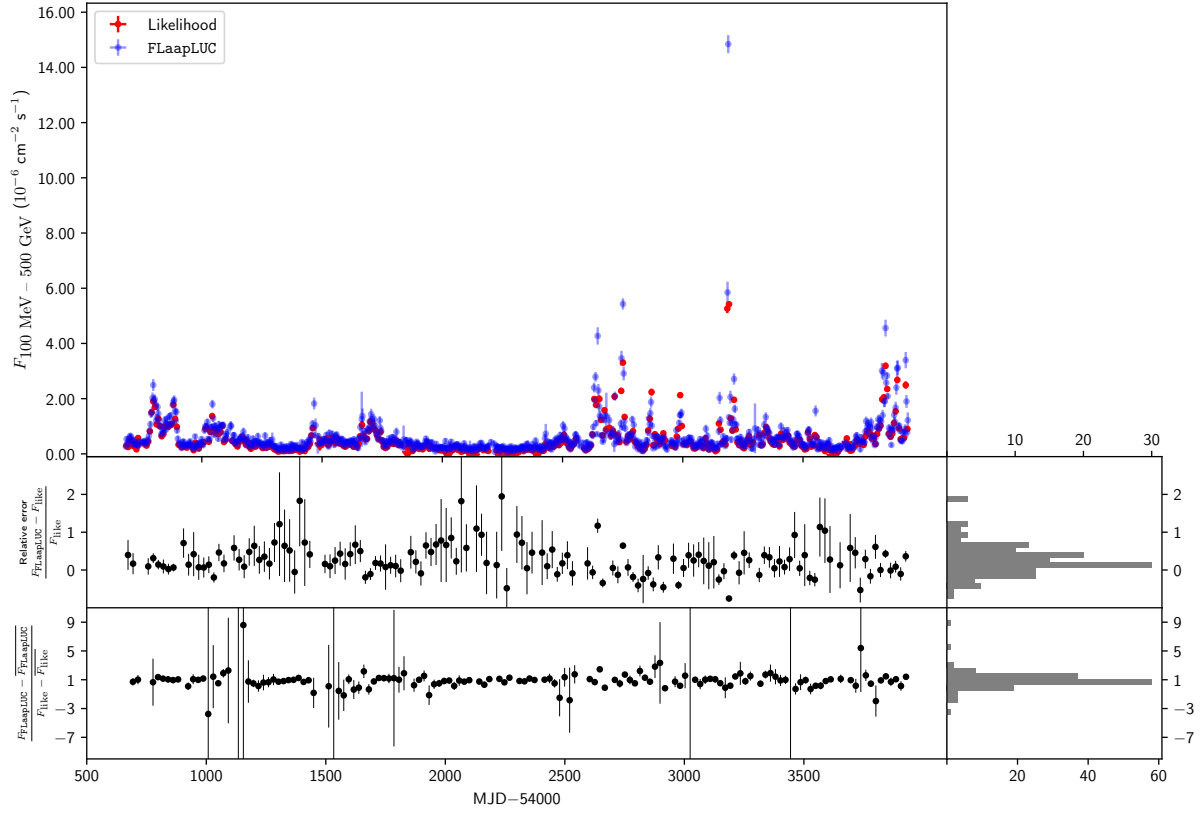


Figure 4: *Top*: Example of a long-term light curve computed with FLAAPLUC for 3C 279 in blue, and the same computed with the binned likelihood approach in red. For instance, the June 2015 flare is well visible. *Middle left*: Relative errors of the aperture photometry analysis with respect to the likelihood results. *Middle right*: Distribution of the relative errors. *Bottom left*: Ratio between the aperture photometry and the likelihood results, once debiased from their respective average. *Bottom right*: Corresponding distribution.

Table 1: Summary of the operation settings, performances and limitations of FLAAPLUC for the applications in use in H.E.S.S.

| | Extragalactic sources | Binary candidates | Galactic plane survey |
|---------------------------|-----------------------|-------------------|-----------------------|
| N_1 | 3 days | 2 days | 2 days |
| α_{N_1} | 2 | 2 | 3 |
| N_2 | 1 day | 1 day | 1 day |
| α_{N_2} | 3 | 3 | 5 |
| False alarm probability | < 0.3% | < 0.3% | < 0.05% |
| Minimum time scale probed | ~ 1 day | ~ 1 day | ~ 1 day |

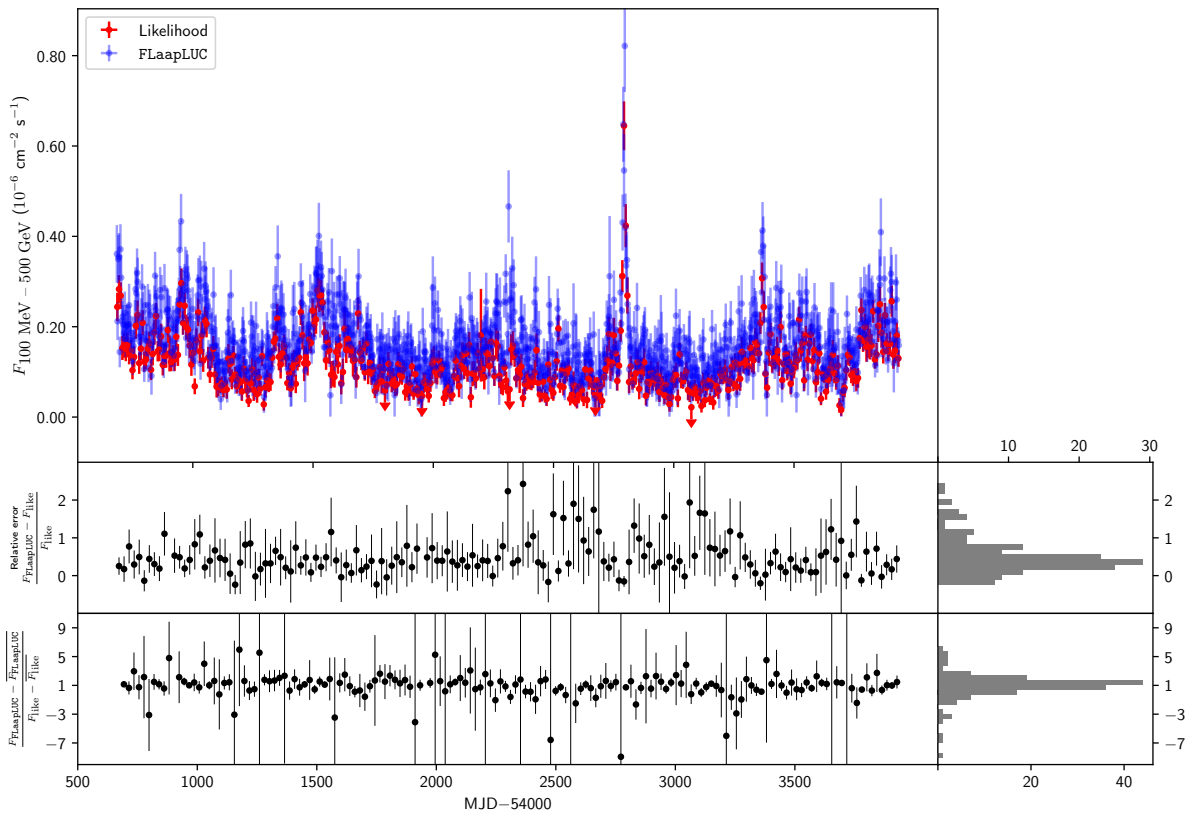


Figure 5: Same as Fig. 4 for PKS 2155-304.

In a third step, the only free parameters are those of sources less than 3° away from our source of interest (if not frozen in the previous step), the source of interest itself, and the normalisations of the Galactic and isotropic diffuse emissions. In the different steps, the spectral parameters – photon and curvature indices, since both PKS 2155–304 and 3C 279 are described with log-parabolic spectra in the 3FGL catalogue – are fixed to the catalogue values. This is to ensure a proper comparison with FLAapLUC results, since the latter does not account for potential spectral evolution as function of time.

The results of the likelihood analyses of 3C 279 and PKS 2155–304 are shown in Figs. 4 and 5 respectively. Weekly-binned light curves are shown in the top panel for both FLAapLUC results and the likelihood analysis. The middle left panel represents the relative error between the two analysis methods and the middle right panel displays the distribution of this error. FLAapLUC systematically overshoots the resulting flux compared to a proper likelihood analysis, which is inherent to the original assumption of a data set free of any background (see middle right panel in Fig. 4). This is especially the case for low fluxes (e.g. for 3C 279, see middle left panel in Fig. 4, e.g. around MJD 55300 or MJD 56000–56300) where the contribution from the diffuse emission components (Galactic and extragalactic) is not negligible at all. The error distributions show that the aperture photometry overestimate the fluxes by $\sim 30\text{--}50\%$ on average, and up to a factor ~ 2 in case of low activity. However, it can be seen from Figs. 4 and 5 that the global trends of the light curves are well reproduced in the aperture photometry results compared to the likelihood ones. This is further strengthened in the bottom panels, which show a comparison of the FLAapLUC and the likelihood results once debiased from their respective average.

3.2. False alarm rate

The false alarm probability of the FLAapLUC pipeline is determined by simulating light curves of AGN following Emmanoulopoulos et al. (2013). To do so, a scan is performed through the α_{N_1} parameter using $N_1 = 3$ days to assess when FLAapLUC would generate a finer binned light curve of N_2 days. First, for each scanned value of α_{N_1} , sources from the monitored list which never trigger FLAapLUC so far in the first iterative step on the flux criterion were identified. For each of those sources, 1000 mock light curves were simulated preserving the underlying probability density function and power spectral density from real data using the method described in Emmanoulopoulos et al. (2013) and adapted to Python by Connolly (2015). FLAapLUC was run using the simulated light curves as inputs, and the false alarm probability on α_{N_1} is taken from the rate at which N_2 -day binned light curves are generated. Figure 6 presents the false alarm probability when varying the threshold parameter α_{N_1} . The operation point used in the H.E.S.S. extragalactic working group is shown in red, corresponding to wrongly generating the finer light curve in 0.3% of the cases. The false alarm probability of the whole double-pass procedure is not evaluated, because too much resource consuming to be properly computed, but it seems safe to state that with such running settings on $\alpha_{N_1} = 2$ and $\alpha_{N_2} = 3$, this false alarm rate is

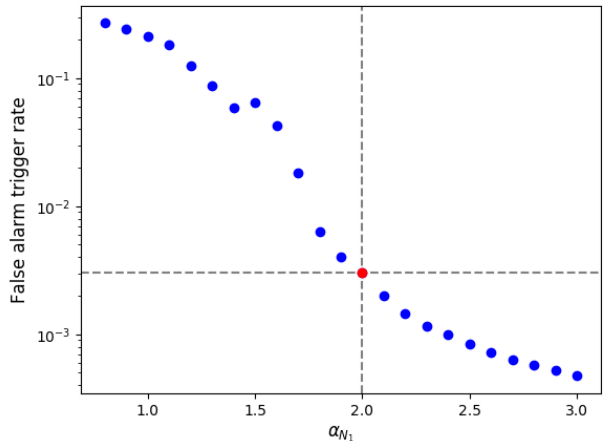


Figure 6: False alarm trigger probability on the first iterative light curve generation step as a function of α_{N_1} . The setting used for extragalactic sources in H.E.S.S. is shown with the dotted gray lines and red point.

well below $\sim 0.1\%$ for the AGN monitored within the H.E.S.S. collaboration.

3.3. Computing time and latency

Processing a single source with FLAapLUC takes slightly more than 5 minutes. In H.E.S.S., the FLAapLUC production instance monitors about 900 sources every day, including about 300 AGN, 540 regions in the Galactic plane, and about 60 binaries and other Galactic sources. The whole processing typically takes 2 hr (wall clock time) when 60 concurrent jobs are run at the IN2P3 computing cluster⁸ (CC-IN2P3).

As stated above, to organise follow-up observations on a flare, a prompt reaction is essential. Summing up the time needed to transfer the data from the *Fermi* spacecraft to the ground, to digest them and then retrieve photon and spacecraft pointing files from the NASA servers, to generate an all-sky file which is used as input for FLAapLUC, and to analyse all the monitored sources, the total latency of the process, i.e. the delay between the last bit of data and the generation of an alert with FLAapLUC, is about 8 hr. However, since this daily processing is usually run between 3:30 UTC and 6:00 UTC in H.E.S.S., some time is left to assess whether ToO observations should be triggered with H.E.S.S. for the next night, and with other multiwavelength facilities.

4. Conclusions and prospects

FLAapLUC, a tool designed to provide alerts on the fly on transient high energy sources using *Fermi*-LAT data, was presented. This pipeline can provide quick results to allow prompt organisations of follow-up, multiwavelength observations. The method is based on aperture photometry, which is not well suited to provide absolute flux measurements of *Fermi*-LAT

⁸cc.in2p3.fr/en

data, but can be useful to assess relative time variations from high energy emitting objects.

It has been shown that FLAapLUC is quick and efficient, thus useful to provide alerts on flaring events from *Fermi*-LAT data. This can help in the organisation of follow-up ToO observations of transient γ -ray sources, for example with IACT such as VERITAS, MAGIC and H.E.S.S.

FLAapLUC results are compared to full likelihood analyses, which show good agreements on relative flux variations. An evaluation of the associated false alarm probability reveals that this tool is robust and efficient to detect transient events. A limitation comes from the latency of the overall data processing, of about 8 hr, obliterating the possibility to generate useful prompt alerts on events occurring on smaller time scales.

As long as the background is approximately constant, the aperture photometry method could be used to quickly detect active states from sources in data acquired by any instrument producing event lists. For instance, it could be conceivable to adapt such a system for online triggering alert for the future CTA observatory (CTA Consortium et al., 2013), if events could be reconstructed fast enough (see e.g. Bulgarelli et al., 2014).

FLAapLUC has been made publicly available on GitHub at github.com/jlenain/flaapLuc, and contributions from the community are warmly welcome.

5. Acknowledgements

I am very thankful to my colleagues within the H.E.S.S. collaboration for very fruitful discussions which lead to the implementation of FLAapLUC and further improvements, and especially to Stefan Wagner, Michael Punch, Heike Prokoph, Matteo Cerruti, Bruno Khelifi, Pol Bordas, Víctor Zabalza and Julien Bolmont. I am grateful to Agnieszka Jacholkowska, Matteo Cerruti and Julien Bolmont for their careful reading of this manuscript.

This research made use of *Enrico*, a community-developed Python package to simplify *Fermi*-LAT analysis (Sanchez and Deil, 2013). This research has made use of NASA's Astrophysics Data System. This research has made use of the SIMBAD database, operated at CDS, Strasbourg, France (Wenger et al., 2000). I gratefully acknowledge CC-IN2P3 (cc.in2p3.fr) for providing a significant amount of the computing resources and services needed for this work.

This work is dedicated to the memory of my missed friend, Jean-Claude Rouffignat, who introduced me to astronomy when I was a child. You are not forgotten.

Abdo, A.A., Ackermann, M., Ajello, M., Allafort, A., Antolini, E., Atwood, W.B., Axelsson, M., Baldini, L., Ballet, J., Barbiellini, G., Bastieri, D., Baughman, B.M., Bechtol, K., Bellazzini, R., Belli, F., Berenji, B., Bisello, D., Blandford, R.D., Bloom, E.D., Bonamente, E., Bonnell, J., Borghland, A.W., Bouvier, A., Bregeon, J., Brez, A., Brigida, M., Bruel, P., Burnett, T.H., Busetto, G., Buson, S., Caliendo, G.A., Cameron, R.A., Campana, R., Canadas, B., Caraveo, P.A., Carrigan, S., Casandjian, J.M., Cavazzuti, E., Ceccanti, M., Cecchi, C., Çelik, Ö., Charles, E., Chekhtman, A., Cheung, C.C., Chiang, J., Cillis, A.N., Ciprini, S., Claus, R., Cohen-Tanugi, J., Conrad, J., Corbet, R., Davis, D.S., DeKlotz, M., den Hartog, P.R., Dermer, C.D., de Angelis, A., de Luca, A., de Palma, F., Digel, S.W., Dormody, M., Silva, E.d.C.e., Drell, P.S., Dubois, R., Dumora, D., Fabiani, D., Farnier, C., Favuzzi, C., Fegan, S.J., Ferrara, E.C., Focke, W.B., Fortin,

P., Frailis, M., Fukazawa, Y., Funk, S., Fusco, P., Gargano, F., Gasparini, D., Gehrels, N., Germani, S., Giavitto, G., Giebels, B., Giglietto, N., Giommi, P., Giordano, F., Giroletti, M., Glanzman, T., Godfrey, G., Grenier, I.A., Grondin, M., Grove, J.E., Guillemot, L., Guiriec, S., Gustafsson, M., Hadasch, D., Hanabata, Y., Harding, A.K., Hayashida, M., Hays, E., Healey, S.E., Hill, A.B., Horan, D., Hughes, R.E., Iafate, G., Jóhannesson, G., Johnson, A.S., Johnson, R.P., Johnson, T.J., Johnson, W.N., Kamae, T., Katagiri, H., Kataoka, J., Kawai, N., Kerr, M., Knödseder, J., Kocevski, D., Kuss, M., Lande, J., Landriu, D., Latronico, L., Lee, S., Lemoine-Goumard, M., Lionetto, A.M., Llana Garde, M., Longo, F., Loparco, F., Lott, B., Lovellette, M.N., Lubrano, P., Madejski, G.M., Makeev, A., Marangelli, B., Marelli, M., Massaro, E., Mazziotta, M.N., McConville, W., McEnery, J.E., Michelson, P.F., Minuti, M., Mitthumsiri, W., Mizuno, T., Moiseev, A.A., Mongelli, M., Monte, C., Monzani, M.E., Moretti, E., Morselli, A., Moskalenko, I.V., Murgia, S., Nakajima, H., Nakamori, T., Naumann-Godo, M., Nolan, P.L., Norris, J.P., Nuss, E., Ohno, M., Ohsugi, T., Omodei, N., Orlando, E., Ormes, J.F., Ozaki, M., Paccagnella, A., Paneque, D., Panetta, J.H., Parent, D., Pelassa, V., Pepe, M., Pesce-Rollins, M., Pinchera, M., Piron, F., Porter, T.A., Poupard, L., Rainò, S., Rando, R., Ray, P.S., Razzano, M., Razaque, S., Rea, N., Reimer, A., Reimer, O., Reposeur, T., Ripken, J., Ritz, S., Rochester, L.S., Rodriguez, A.Y., Romani, R.W., Roth, M., Sadrozinski, H., Salvetti, D., Sanchez, D., Sander, A., Saz Parkinson, P.M., Scargle, J.D., Schalk, T.L., Scolieri, G., Sgrò, C., Shaw, M.S., Siskind, E.J., Smith, D.A., Smith, P.D., Spandre, G., Spinelli, P., Starck, J., Stephens, T.E., Striani, E., Strickman, M.S., Strong, A.W., Suson, D.J., Tajima, H., Takahashi, H., Takahashi, T., Tanaka, T., Thayer, J.B., Thayer, J.G., Thompson, D.J., Tibaldo, L., Tibolla, O., Tinebra, F., Torres, D.F., Tosti, G., Tramacere, A., Uchiyama, Y., Usher, T.L., Van Etten, A., Vasileiou, V., Vilchez, N., Vitale, V., Waite, A.P., Wallace, E., Wang, P., Watters, K., Winer, B.L., Wood, K.S., Yang, Z., Ylinen, T., Ziegler, M., 2010a. *Fermi Large Area Telescope First Source Catalog*. *ApJS* 188, 405–436. doi:10.1088/0067-0049/188/2/405, arXiv:1002.2280.

Abdo, A.A., Ackermann, M., Ajello, M., Allafort, A., Antolini, E., Atwood, W.B., Axelsson, M., Baldini, L., Ballet, J., Barbiellini, G., Bastieri, D., Baughman, B.M., Bechtol, K., Bellazzini, R., Berenji, B., Blandford, R.D., Bloom, E.D., Bogart, J.R., Bonamente, E., Borghland, A.W., Bouvier, A., Bregeon, J., Brez, A., Brigida, M., Bruel, P., Buehler, R., Burnett, T.H., Buson, S., Caliendo, G.A., Cameron, R.A., Cannon, A., Caraveo, P.A., Carrigan, S., Casandjian, J.M., Cavazzuti, E., Cecchi, C., Çelik, Ö., Celotti, A., Charles, E., Chekhtman, A., Chen, A.W., Cheung, C.C., Chiang, J., Ciprini, S., Claus, R., Cohen-Tanugi, J., Conrad, J., Costamante, L., Cotter, G., Cutini, S., D'Elia, V., Dermer, C.D., de Angelis, A., de Palma, F., De Rosa, A., Digel, S.W., Silva, E.d.C.e., Drell, P.S., Dubois, R., Dumora, D., Escande, L., Farnier, C., Favuzzi, C., Fegan, S.J., Ferrara, E.C., Focke, W.B., Fortin, P., Frailis, M., Fukazawa, Y., Funk, S., Fusco, P., Gargano, F., Gasparini, D., Gehrels, N., Germani, S., Giebels, B., Giglietto, N., Giommi, P., Giordano, F., Giroletti, M., Glanzman, T., Godfrey, G., Grandi, P., Grenier, I.A., Grondin, M., Grove, J.E., Guiriec, S., Hadasch, D., Harding, A.K., Hayashida, M., Hays, E., Healey, S.E., Hill, A.B., Horan, D., Hughes, R.E., Iafate, G., Itoh, R., Jóhannesson, G., Johnson, A.S., Johnson, R.P., Johnson, T.J., Johnson, W.N., Kamae, T., Katagiri, H., Kataoka, J., Kawai, N., Kerr, M., Knödseder, J., Kuss, M., Lande, J., Latronico, L., Lavalley, C., Lemoine-Goumard, M., Llana Garde, M., Longo, F., Loparco, F., Lott, B., Lovellette, M.N., Lubrano, P., Madejski, G.M., Makeev, A., Malaguti, G., Massaro, E., Mazziotta, M.N., McConville, W., McEnery, J.E., McGlynn, S., Michelson, P.F., Mitthumsiri, W., Mizuno, T., Moiseev, A.A., Monte, C., Monzani, M.E., Morselli, A., Moskalenko, I.V., Murgia, S., Nolan, P.L., Norris, J.P., Nuss, E., Ohno, M., Ohsugi, T., Omodei, N., Orlando, E., Ormes, J.F., Ozaki, M., Paneque, D., Panetta, J.H., Parent, D., Pelassa, V., Pepe, M., Pesce-Rollins, M., Piranomonte, S., Piron, F., Porter, T.A., Rainò, S., Rando, R., Razzano, M., Reimer, A., Reimer, O., Reposeur, T., Ripken, J., Ritz, S., Rodriguez, A.Y., Romani, R.W., Roth, M., Ryde, F., Sadrozinski, H., Sanchez, D., Sander, A., Saz Parkinson, P.M., Scargle, J.D., Sgrò, C., Shaw, M.S., Siskind, E.J., Smith, P.D., Spandre, G., Spinelli, P., Starck, J., Stawarz, L., Strickman, M.S., Suson, D.J., Tajima, H., Takahashi, H., Takahashi, T., Tanaka, T., Taylor, G.B., Thayer, J.B., Thayer, J.G., Thompson, D.J., Tibaldo, L., Torres, D.F., Tosti, G., Tramacere, A., Ubertini, P., Uchiyama, Y., Usher, T.L., Vasileiou, V., Vilchez, N., Villata, M., Vitale, V., Waite, A.P., Wallace, E., Wang, P., Winer, B.L., Wood, K.S., Yang, Z., Ylinen, T., Ziegler, M., 2010b. *The First Catalog of Active Galactic Nuclei Detected by the Fermi Large Area Telescope*. *ApJ* 715, 429–457.

doi:10.1088/0004-637X/715/1/429, arXiv:1002.0150.

- Abeysekera, A.U., Archambault, S., Archer, A., Benbow, W., Bird, R., Buchovecky, M., Buckley, J.H., Bugaev, V., Byrum, K., Cerruti, M., Chen, X., Ciupik, L., Cui, W., Dickinson, H.J., Eisch, J.D., Errando, M., Falcone, A., Feng, Q., Finley, J.P., Fleischhack, H., Fortson, L., Furniss, A., Gillanders, G.H., Griffin, S., Grube, J., Hütten, M., Håkansson, N., Hanna, D., Holder, J., Humensky, T.B., Johnson, C.A., Kaaret, P., Kar, P., Kertzman, M., Kieda, D., Krause, M., Krennrich, F., Kumar, S., Lang, M.J., Maier, G., McArthur, S., McCann, A., Meagher, K., Moriarty, P., Mukherjee, R., Nguyen, T., Nioto, D., Ong, R.A., Otte, A.N., Park, N., Pelassa, V., Pohl, M., Popkow, A., Pueschel, E., Quinn, J., Ragan, K., Reynolds, P.T., Richards, G.T., Roache, E., Rulten, C., Santander, M., Sembroski, G.H., Shahinyan, K., Staszak, D., Telezhinsky, I., Tucci, J.V., Tyler, J., Wakely, S.P., Weiner, O.M., Weinstein, A., Wilhelm, A., Williams, D.A., VERITAS Collaboration, Fegan, S., Giebels, B., Horan, D., Fermi-LAT Collaboration, Berdyugin, A., Kuan, J., Lindfors, E., Nilsson, K., Oksanen, A., Prokoph, H., Reinthal, R., Takalo, L., Zefi, F., 2017. A Luminous and Isolated Gamma-Ray Flare from the Blazar B2 1215+30. *ApJ* 836, 205. doi:10.3847/1538-4357/836/2/205, arXiv:1701.01067.
- Acero, F., Ackermann, M., Ajello, M., Albert, A., Atwood, W.B., Axelsson, M., Baldini, L., Ballet, J., Barbiellini, G., Bastieri, D., Belfiore, A., Bellazzini, R., Bissaldi, E., Blandford, R.D., Bloom, E.D., Bogart, J.R., Bonino, R., Bottacini, E., Bregeon, J., Britto, R.J., Bruel, P., Buehler, R., Burnett, T.H., Buson, S., Caliendo, G.A., Cameron, R.A., Caputo, R., Caragiulo, M., Caraveo, P.A., Casandjian, J.M., Cavazzuti, E., Charles, E., Chaves, R.C.G., Chekhtman, A., Cheung, C.C., Chiang, J., Chiaro, G., Ciprini, S., Claus, R., Cohen-Tanugi, J., Cominsky, L.R., Conrad, J., Cutini, S., D'Ammando, F., de Angelis, A., DeKlotz, M., de Palma, F., Desiante, R., Digel, S.W., Di Venere, L., Drell, P.S., Dubois, R., Dumora, D., Favuzzi, C., Fegan, S.J., Ferrara, E.C., Finke, J., Franckowiak, A., Fukazawa, Y., Funk, S., Fusco, P., Gargano, F., Gasparrini, D., Giebels, B., Giglietto, N., Giommi, P., Giordano, F., Giroletti, M., Glanzman, T., Godfrey, G., Grenier, I.A., Grondin, M.H., Grove, J.E., Guillemot, L., Guiriec, S., Hadasch, D., Harding, A.K., Hays, E., Hewitt, J.W., Hill, A.B., Horan, D., Iafate, G., Jogler, T., Jóhannesson, G., Johnson, R.P., Johnson, A.S., Johnson, T.J., Johnson, W.N., Kamae, T., Kataoka, J., Katsuta, J., Kuss, M., La Mura, G., Landriu, D., Larsson, S., Latronico, L., Lemoine-Goumard, M., Li, J., Li, L., Longo, F., Loparco, F., Lott, B., Lovellette, M.N., Lubrano, P., Madejski, G.M., Massaro, F., Mayer, M., Mazziotta, M.N., McEnery, J.E., Michelson, P.F., Mirabal, N., Mizuno, T., Moiseev, A.A., Mongelli, M., Monzani, M.E., Morselli, A., Moskalenko, I.V., Murgia, S., Nuss, E., Ohno, M., Ohsugi, T., Omodei, N., Orienti, M., Orlando, E., Ormes, J.F., Paneque, D., Panetta, J.H., Perkins, J.S., Pesce-Rollins, M., Piron, F., Pivato, G., Porter, T.A., Racusin, J.L., Rando, R., Razzano, M., Razaque, S., Reimer, A., Reimer, O., Reposeur, T., Rochester, L.S., Romani, R.W., Salvetti, D., Sánchez-Conde, M., Saz Parkinson, P.M., Schulz, A., Siskind, E.J., Smith, D.A., Spada, F., Spandre, G., Spinelli, P., Stephens, T.E., Strong, A.W., Suson, D.J., Takahashi, H., Takahashi, T., Tanaka, Y., Thayer, J.G., Thayer, J.B., Thompson, D.J., Tibaldo, L., Tibolla, O., Torres, D.F., Torresi, E., Tosti, G., Troja, E., Van Klaveren, B., Vianello, G., Winer, B.L., Wood, K.S., Wood, M., Zimmer, S., Fermi-LAT Collaboration, 2015. Fermi Large Area Telescope Third Source Catalog. *ApJS* 218, 23. doi:10.1088/0067-0049/218/2/23, arXiv:1501.02003.
- Acero, F., Ackermann, M., Ajello, M., Albert, A., Baldini, L., Ballet, J., Barbiellini, G., Bastieri, D., Bellazzini, R., Bissaldi, E., Bloom, E.D., Bonino, R., Bottacini, E., Brandt, T.J., Bregeon, J., Bruel, P., Buehler, R., Buson, S., Caliendo, G.A., Cameron, R.A., Caragiulo, M., Caraveo, P.A., Casandjian, J.M., Cavazzuti, E., Cecchi, C., Charles, E., Chekhtman, A., Chiang, J., Chiaro, G., Ciprini, S., Claus, R., Cohen-Tanugi, J., Conrad, J., Cuoco, A., Cutini, S., D'Ammando, F., de Angelis, A., de Palma, F., Desiante, R., Digel, S.W., Di Venere, L., Drell, P.S., Favuzzi, C., Fegan, S.J., Ferrara, E.C., Focke, W.B., Franckowiak, A., Funk, S., Fusco, P., Gargano, F., Gasparrini, D., Giglietto, N., Giordano, F., Giroletti, M., Glanzman, T., Godfrey, G., Grenier, I.A., Guiriec, S., Hadasch, D., Harding, A.K., Hayashida, M., Hays, E., Hewitt, J.W., Hill, A.B., Horan, D., Hou, X., Jogler, T., Jóhannesson, G., Kamae, T., Kuss, M., Landriu, D., Larsson, S., Latronico, L., Li, J., Li, L., Longo, F., Loparco, F., Lovellette, M.N., Lubrano, P., Maldera, S., Malyshew, D., Manfreda, A., Martin, P., Mayer, M., Mazziotta, M.N., McEnery, J.E., Michelson, P.F., Mirabal, N., Mizuno, T., Monzani, M.E., Morselli, A., Nuss, E., Ohsugi, T., Omodei, N., Orienti, M., Orlando, E., Ormes, J.F., Paneque, D., Pesce-Rollins, M., Piron, F., Pivato, G., Rainò, S., Rando, R., Razzano, M., Razaque, S., Reimer, A., Reimer, O., Remy, Q., Renault, N., Sánchez-Conde, M., Schaal, M., Schulz, A., Sgrò, C., Siskind, E.J., Spada, F., Spandre, G., Spinelli, P., Strong, A.W., Suson, D.J., Tajima, H., Takahashi, H., Thayer, J.B., Thompson, D.J., Tibaldo, L., Tinivella, M., Torres, D.F., Tosti, G., Troja, E., Vianello, G., Werner, M., Wood, K.S., Wood, M., Zaharijias, G., Zimmer, S., 2016. Development of the Model of Galactic Interstellar Emission for Standard Point-source Analysis of Fermi Large Area Telescope Data. *ApJS* 223, 26. doi:10.3847/0067-0049/223/2/26, arXiv:1602.07246.
- Ackermann, M., Ajello, M., Albert, A., Allafort, A., Antolini, E., Baldini, L., Ballet, J., Barbiellini, G., Bastieri, D., Bechtol, K., Bellazzini, R., Blandford, R.D., Bloom, E.D., Bonamente, E., Bottacini, E., Bouvier, A., Brandt, T.J., Bregeon, J., Brigida, M., Bruel, P., Buehler, R., Buson, S., Caliendo, G.A., Cameron, R.A., Caraveo, P.A., Cavazzuti, E., Cecchi, C., Charles, E., Chekhtman, A., Cheung, C.C., Chiang, J., Chiaro, G., Ciprini, S., Claus, R., Cohen-Tanugi, J., Conrad, J., Cutini, S., Dalton, M., D'Ammando, F., de Angelis, A., de Palma, F., Dermer, C.D., Di Venere, L., Drell, P.S., Drlica-Wagner, A., Favuzzi, C., Fegan, S.J., Ferrara, E.C., Focke, W.B., Franckowiak, A., Fukazawa, Y., Funk, S., Fusco, P., Gargano, F., Gasparrini, D., Germani, S., Giglietto, N., Giordano, F., Giroletti, M., Glanzman, T., Godfrey, G., Grenier, I.A., Grondin, M.H., Grove, J.E., Guiriec, S., Hadasch, D., Hanabata, Y., Harding, A.K., Hayashida, M., Hays, E., Hewitt, J., Hill, A.B., Horan, D., Hou, X., Hughes, R.E., Inoue, Y., Jackson, M.S., Jogler, T., Jóhannesson, G., Johnson, W.N., Kamae, T., Kataoka, J., Kawano, T., Knödseder, J., Kuss, M., Lande, J., Larsson, S., Latronico, L., Lemoine-Goumard, M., Longo, F., Loparco, F., Lott, B., Lovellette, M.N., Lubrano, P., Mayer, M., Mazziotta, M.N., McEnery, J.E., Michelson, P.F., Mitthumsiri, W., Mizuno, T., Monte, C., Monzani, M.E., Morselli, A., Moskalenko, I.V., Murgia, S., Nemmen, R., Nuss, E., Ohsugi, T., Okumura, A., Omodei, N., Orienti, M., Orlando, E., Ormes, J.F., Paneque, D., Panetta, J.H., Perkins, J.S., Pesce-Rollins, M., Piron, F., Pivato, G., Porter, T.A., Rainò, S., Rando, R., Razzano, M., Reimer, A., Reimer, O., Romoli, C., Roth, M., Sánchez-Conde, M., Scargle, J.D., Schulz, A., Sgrò, C., Siskind, E.J., Spandre, G., Spinelli, P., Suson, D.J., Takahashi, H., Takeuchi, Y., Thayer, J.G., Thayer, J.B., Thompson, D.J., Tibaldo, L., Tinivella, M., Torres, D.F., Tosti, G., Troja, E., Tronconi, V., Usher, T.L., Vandenbroucke, J., Vasileiou, V., Vianello, G., Vitale, V., Winer, B.L., Wood, K.S., Wood, M., Yang, Z., 2013. The Fermi All-sky Variability Analysis: A List of Flaring Gamma-Ray Sources and the Search for Transients in Our Galaxy. *ApJ* 771, 57. doi:10.1088/0004-637X/771/1/57, arXiv:1304.6082.
- Ackermann, M., Ajello, M., Allafort, A., Antolini, E., Atwood, W.B., Axelsson, M., Baldini, L., Ballet, J., Barbiellini, G., Bastieri, D., Bechtol, K., Bellazzini, R., Berenji, B., Blandford, R.D., Bloom, E.D., Bonamente, E., Borgland, A.W., Bottacini, E., Bouvier, A., Bregeon, J., Brigida, M., Bruel, P., Buehler, R., Burnett, T.H., Buson, S., Caliendo, G.A., Cameron, R.A., Caraveo, P.A., Casandjian, J.M., Cavazzuti, E., Cecchi, C., Charles, E., Cheung, C.C., Chiang, J., Ciprini, S., Claus, R., Cohen-Tanugi, J., Conrad, J., Costamante, L., Cutini, S., de Angelis, A., de Palma, F., Dermer, C.D., Digel, S.W., Silva, E.D.C.e., Drell, P.S., Dubois, R., Escande, L., Favuzzi, C., Fegan, S.J., Ferrara, E.C., Finke, J., Focke, W.B., Fortin, P., Frailis, M., Fukazawa, Y., Funk, S., Fusco, P., Gargano, F., Gasparrini, D., Gehrels, N., Germani, S., Giebels, B., Giglietto, N., Giommi, P., Giordano, F., Giroletti, M., Glanzman, T., Godfrey, G., Grenier, I.A., Grove, J.E., Guiriec, S., Gustafsson, M., Hadasch, D., Hayashida, M., Hays, E., Healey, S.E., Horan, D., Hou, X., Hughes, R.E., Iafate, G., Jóhannesson, G., Johnson, A.S., Johnson, W.N., Kamae, T., Katagiri, H., Kataoka, J., Knödseder, J., Kuss, M., Lande, J., Larsson, S., Latronico, L., Longo, F., Loparco, F., Lott, B., Lovellette, M.N., Lubrano, P., Madejski, G.M., Mazziotta, M.N., McConville, W., McEnery, J.E., Michelson, P.F., Mitthumsiri, W., Mizuno, T., Moiseev, A.A., Monte, C., Monzani, M.E., Moretti, E., Morselli, A., Moskalenko, I.V., Murgia, S., Nakamori, T., Naumann-Godo, M., Nolan, P.L., Norris, J.P., Nuss, E., Ohno, M., Ohsugi, T., Okumura, A., Omodei, N., Orienti, M., Orlando, E., Ormes, J.F., Ozaki, M., Paneque, D., Parent, D., Pesce-Rollins, M., Pierbattista, M., Piranomonte, S., Piron, F., Pivato, G., Porter, T.A., Rainò, S., Rando, R., Razzano, M., Razaque, S., Reimer, A., Reimer, O., Ritz, S., Rochester, L.S., Romani, R.W., Roth, M., Sanchez, D.A., Sbarra, C., Scargle, J.D., Schalk, T.L., Sgrò, C., Shaw, M.S., Siskind, E.J., Spandre, G., Spinelli, P., Strong, A.W., Suson, D.J., Tajima, H., Takahashi, H., Takahashi, T., Tanaka, T., Thayer, J.G., Thayer, J.B., Thompson, D.J., Tibaldo, L., Tinivella, M., Torres, D.F., Tosti, G., Troja, E., Uchiyama, Y., Vandenbroucke, J., Vasileiou, V., Vianello, G., Vitale, V., Waite, A.P., Wallace, E.,

- Wang, P., Winer, B.L., Wood, D.L., Wood, K.S., Zimmer, S., 2011. The Second Catalog of Active Galactic Nuclei Detected by the Fermi Large Area Telescope. *ApJ* 743, 171. doi:10.1088/0004-637X/743/2/171, arXiv:1108.1420.
- Ackermann, M., Ajello, M., Atwood, W.B., Baldini, L., Ballet, J., Barbiellini, G., Bastieri, D., Becerra Gonzalez, J., Bellazzini, R., Bissaldi, E., Blandford, R.D., Bloom, E.D., Bonino, R., Bottacini, E., Brandt, T.J., Bregeon, J., Britto, R.J., Bruel, P., Buehler, R., Buson, S., Caliendo, G.A., Cameron, R.A., Caragiulo, M., Caraveo, P.A., Carpenter, B., Casandjian, J.M., Cavazzuti, E., Cecchi, C., Charles, E., Chekhtman, A., Cheung, C.C., Chiang, J., Chiaro, G., Ciprini, S., Claus, R., Cohen-Tanugi, J., Cominsky, L.R., Conrad, J., Cutini, S., D'Abrusco, R., D'Ammando, F., de Angelis, A., Desiante, R., Digel, S.W., Di Venere, L., Drell, P.S., Favuzzi, C., Fegan, S.J., Ferrara, E.C., Finke, J., Focke, W.B., Franckowiak, A., Fuhrmann, L., Fukazawa, Y., Furniss, A.K., Fusco, P., Gargano, F., Gasparrini, D., Giglietto, N., Giommi, P., Giordano, F., Giroletti, M., Glanzman, T., Godfrey, G., Grenier, I.A., Grove, J.E., Guiriec, S., Hewitt, J.W., Hill, A.B., Horan, D., Itoh, R., Jóhannesson, G., Johnson, A.S., Johnson, W.N., Kataoka, J., Kawano, T., Krauss, F., Kuss, M., La Mura, G., Larsson, S., Latronico, L., Leto, C., Li, J., Li, L., Longo, F., Loparco, F., Lott, B., Lovellette, M.N., Lubrano, P., Madejski, G.M., Mayer, M., Mazziotta, M.N., McEnery, J.E., Michelson, P.F., Mizuno, T., Moiseev, A.A., Monzani, M.E., Morselli, A., Moskalenko, I.V., Murgia, S., Nuss, E., Ohno, M., Ohsugi, T., Ojha, R., Omodei, N., Orienti, M., Orlando, E., Paggi, A., Paneque, D., Perkins, J.S., Pesce-Rollins, M., Piron, F., Pivato, G., Porter, T.A., Rainò, S., Rando, R., Razzano, M., Razzaque, S., Reimer, A., Reimer, O., Romani, R.W., Salvetti, D., Schaal, M., Schinzel, F.K., Schulz, A., Sgrò, C., Siskind, E.J., Sokolovsky, K.V., Spada, F., Spandre, G., Spinelli, P., Stawarz, L., Suson, D.J., Takahashi, H., Takahashi, T., Tanaka, Y., Thayer, J.G., Thayer, J.B., Tibaldo, L., Torres, D.F., Torresi, E., Tosti, G., Troja, E., Uchiyama, Y., Vianello, G., Winer, B.L., Wood, K.S., Zimmer, S., 2015. The Third Catalog of Active Galactic Nuclei Detected by the Fermi Large Area Telescope. *ApJ* 810, 14. doi:10.1088/0004-637X/810/1/14, arXiv:1501.06054.
- Ackermann, M., Anantua, R., Asano, K., Baldini, L., Barbiellini, G., Bastieri, D., Becerra Gonzalez, J., Bellazzini, R., Bissaldi, E., Blandford, R.D., Bloom, E.D., Bonino, R., Bottacini, E., Bruel, P., Buehler, R., Caliendo, G.A., Cameron, R.A., Caragiulo, M., Caraveo, P.A., Cavazzuti, E., Cecchi, C., Cheung, C.C., Chiang, J., Chiaro, G., Ciprini, S., Cohen-Tanugi, J., Costanza, F., Cutini, S., D'Ammando, F., de Palma, F., Desiante, R., Digel, S.W., Di Lalla, N., Di Mauro, M., Di Venere, L., Drell, P.S., Favuzzi, C., Fegan, S.J., Ferrara, E.C., Fukazawa, Y., Funk, S., Fusco, P., Gargano, F., Gasparrini, D., Giglietto, N., Giordano, F., Giroletti, M., Grenier, I.A., Guillemot, L., Guiriec, S., Hayashida, M., Hays, E., Horan, D., Jóhannesson, G., Kensei, S., Kocevski, D., Kuss, M., La Mura, G., Larsson, S., Latronico, L., Li, J., Longo, F., Loparco, F., Lott, B., Lovellette, M.N., Lubrano, P., Madejski, G.M., Magill, J.D., Maldera, S., Manfreda, A., Mayer, M., Mazziotta, M.N., Michelson, P.F., Mirabal, N., Mizuno, T., Monzani, M.E., Morselli, A., Moskalenko, I.V., Nalewajko, K., Negro, M., Nuss, E., Ohsugi, T., Orlando, E., Paneque, D., Perkins, J.S., Pesce-Rollins, M., Piron, F., Pivato, G., Porter, T.A., Principe, G., Rando, R., Razzano, M., Razzaque, S., Reimer, A., Scargle, J.D., Sgrò, C., Sikora, M., Simone, D., Siskind, E.J., Spada, F., Spinelli, P., Stawarz, L., Thayer, J.B., Thompson, D.J., Torres, D.F., Troja, E., Uchiyama, Y., Yuan, Y., Zimmer, S., 2016. Minute-timescale >100 MeV γ -Ray Variability during the Giant Outburst of Quasar 3C 279 Observed by Fermi-LAT in 2015 June. *ApJ* 824, L20. doi:10.3847/2041-8205/824/2/L20, arXiv:1605.05324.
- Aharonian, F., Akhperjanian, A.G., Bazer-Bachi, A.R., Behera, B., Beilicke, M., Benbow, W., Berge, D., Bernlöhr, K., Boisson, C., Bolz, O., Borrel, V., Boutelier, T., Braun, I., Brion, E., Brown, A.M., Bühler, R., Büsching, I., Bulik, T., Carrigan, S., Chadwick, P.M., Clapson, A.C., Chounet, L.M., Coignet, G., Cornils, R., Costamante, L., Degrange, B., Dickinson, H.J., Djannati-Ataï, A., Domainko, W., Drury, L.O., Dubus, G., Dyks, J., Egberts, K., Emmanoulopoulos, D., Espigat, P., Farnier, C., Feinstein, F., Fiascon, A., Förster, A., Fontaine, G., Funk, S., Funk, S., Fülling, M., Gallant, Y.A., Giebels, B., Glicenstein, J.F., Glück, B., Goret, P., Hadjichristidis, C., Hauser, D., Hauser, M., Heinzlmann, G., Henri, G., Hermann, G., Hinton, J.A., Hoffmann, A., Hofmann, W., Holleran, M., Hoppe, S., Horns, D., Jacholkowska, A., de Jager, O.C., Kendziorra, E., Kerschaggl, M., Khélifi, B., Komin, N., Kosack, K., Lamanna, G., Latham, I.J., Le Gallou, R., Lémère, A., Lemoine-Goumard, M., Lenain, J.P., Lohse, T., Martin, J.M., Martineau-Huynh, O., Marcowith, A., Masterson, C., Maurin, G., McComb, T.J.L., Moderski, R., Moulin, E., de Naurois, M., Nedbal, D., Nolan, S.J., Olive, J.P., Orford, K.J., Osborne, J.L., Ostrowski, M., Panter, M., Pedaletti, G., Pelletier, G., Petrucci, P.O., Pita, S., Pühlhofer, G., Punch, M., Ranchon, S., Raubenheimer, B.C., Raue, M., Rayner, S.M., Renaud, M., Ripken, J., Rob, L., Rolland, L., Rosier-Lees, S., Rowell, G., Rudak, B., Ruppel, J., Sahakian, V., Santangelo, A., Saugé, L., Schlenker, S., Schlickeiser, R., Schröder, R., Schwanke, U., Schwarzburg, S., Schwemmer, S., Shalchi, A., Sol, H., Spangler, D., Stawarz, L., Steenkamp, R., Stegmann, C., Superina, G., Tam, P.H., Tavernet, J.P., Terrier, R., van Eldik, C., Vasileiadis, G., Venter, C., Vialle, J.P., Vincent, P., Vivier, M., Völk, H.J., Volpe, F., Wagner, S.J., Ward, M., Zdziarski, A.A., 2007. An Exceptional Very High Energy Gamma-Ray Flare of PKS 2155-304. *ApJ* 664, L71-L74. doi:10.1086/520635, arXiv:arXiv:0706.0797.
- Albert, J., Aliu, E., Anderhub, H., Antoranz, P., Armada, A., Baixeras, C., Barrio, J.A., Bartko, H., Bastieri, D., Becker, J.K., Bednarek, W., Berger, K., Bigongiari, C., Biland, A., Bock, R.K., Bordas, P., Bosch-Ramon, V., Bretz, T., Britvitch, I., Camara, M., Carmona, E., Chilingarian, A., Coarasa, J.A., Commichau, S., Contreras, J.L., Cortina, J., Costado, M.T., Curtef, V., Danielyan, V., Dazzi, F., De Angelis, A., Delgado, C., de los Reyes, R., De Lotto, B., Domingo-Santamaría, E., Dorner, D., Doro, M., Errando, M., Fagioli, M., Ferenc, D., Fernández, E., Firpo, R., Flix, J., Fonseca, M.V., Font, L., Fuchs, M., Galante, N., García-López, R.J., Garczarczyk, M., Gaug, M., Giller, M., Goebel, F., Hakobyan, D., Hayashida, M., Hengstebeck, T., Herrero, A., Höhne, D., Hose, J., Hrupec, D., Hsu, C.C., Jacon, P., Jogler, T., Kosyra, R., Kranich, D., Krützer, R., Laille, A., Lindfors, E., Lombardi, S., Longo, F., López, J., López, M., Lorenz, E., Majumdar, P., Maneva, G., Mannheim, K., Mansutti, O., Mariotti, M., Martínez, M., Mazin, D., Merck, C., Meucci, M., Meyer, M., Miranda, J.M., Mirzoyan, R., Mizobuchi, S., Moralejo, A., Nieto, D., Nilsson, K., Ninkovic, J., Oña-Wilhelmi, E., Otte, N., Oya, I., Paneque, D., Panniello, M., Paoletti, R., Paredes, J.M., Pasanen, M., Pascoli, D., Pauss, F., Pegna, R., Persic, M., Peruzzo, L., Piccioli, A., Prandini, E., Puchades, N., Raymers, A., Rhode, W., Ribó, M., Rico, J., Rissi, M., Robert, A., Rügamer, S., Saggion, A., Saito, T., Sánchez, A., Sartori, P., Scalzotto, V., Scapin, V., Schmitt, R., Schweizer, T., Shayduk, M., Shirnozaki, K., Shore, S.N., Sidro, N., Sillanpää, A., Sobczynska, D., Stamerra, A., Stark, L.S., Takalo, L., Tavecchio, F., Temnikov, P., Tesaro, D., Teshima, M., Torres, D.F., Turini, N., Vankov, H., Vitale, V., Wagner, R.M., Wibig, T., Wittek, W., Zandanel, F., Zanin, R., Zapatero, J., 2007. Variable Very High Energy γ -Ray Emission from Markarian 501. *ApJ* 669, 862-883. doi:10.1086/521382, arXiv:arXiv:astro-ph/0702008.
- Atwood, W.B., Abdo, A.A., Ackermann, M., Althouse, W., Anderson, B., Axelsson, M., Baldini, L., Ballet, J., Band, D.L., Barbiellini, G., Bartelt, J., Bastieri, D., Baughman, B.M., Bechtol, K., Bédérède, D., Bellardi, F., Bellazzini, R., Berenji, B., Bignami, G.F., Bisello, D., Bissaldi, E., Blandford, R.D., Bloom, E.D., Bogart, J.R., Bonamente, E., Bonnell, J., Borgland, A.W., Bouvier, A., Bregeon, J., Brez, A., Brigida, M., Bruel, P., Burnett, T.H., Busetto, G., Caliendo, G.A., Cameron, R.A., Caraveo, P.A., Carius, S., Carlson, P., Casandjian, J.M., Cavazzuti, E., Ceccanti, M., Cecchi, C., Charles, E., Chekhtman, A., Cheung, C.C., Chiang, J., Chipaux, R., Cillis, A.N., Ciprini, S., Claus, R., Cohen-Tanugi, J., Condamore, S., Conrad, J., Corbet, R., Corucci, L., Costamante, L., Cutini, S., Davis, D.S., Decotigny, D., DeKlotz, M., Dermer, C.D., de Angelis, A., Digel, S.W., do Couto e Silva, E., Drell, P.S., Dubois, R., Dumora, D., Edmonds, Y., Fabiani, D., Farnier, C., Favuzzi, C., Flath, D.L., Fleury, P., Focke, W.B., Funk, S., Fusco, P., Gargano, F., Gasparrini, D., Gehrels, N., Gentit, F., Germani, S., Giebels, B., Giglietto, N., Giommi, P., Giordano, F., Glanzman, T., Godfrey, G., Grenier, I.A., Grondin, M., Grove, J.E., Guillemot, L., Guiriec, S., Haller, G., Harding, A.K., Hart, P.A., Hays, E., Healey, S.E., Hirayama, M., Hjalmarsdotter, L., Horn, R., Hughes, R.E., Jóhannesson, G., Jóhannesson, G., Johnson, A.S., Johnson, R.P., Johnson, T.J., Johnson, W.N., Kamae, T., Katagiri, H., Kataoka, J., Kavelaars, A., Kawai, N., Kelly, H., Kerr, M., Klamra, W., Knödseder, J., Kocian, M.L., Komin, N., Kuehn, F., Kuss, M., Landriu, D., Latronico, L., Lee, B., Lee, S., Lemoine-Goumard, M., Lioonetto, A.M., Longo, F., Loparco, F., Lott, B., Lovellette, M.N., Lubrano, P., Madejski, G.M., Makeev, A., Marangelli, B., Massai, M.M., Mazziotta, M.N., McEnery, J.E., Menon, N., Meurer, C., Michelson, P.F., Minuti, M., Mirizzi, N., Mitthumsiri, W., Mizuno, T., Moiseev, A.A., Monte, C., Monzani, M.E., Moretti, E., Morselli, A., Moskalenko, I.V., Murgia, S., Nakamori, T., Nishino, S., Nolan, P.L., Norris, J.P., Nuss, E., Ohno, M., Ohsugi, T., Omodei, N., Orlando, E., Ormes, J.F., Paccagnella, A., Paneque,

- D., Panetta, J.H., Parent, D., Pearce, M., Pepe, M., Perazzo, A., Pesce-Rollins, M., Picozza, P., Pieri, L., Pinchera, M., Piron, F., Porter, T.A., Poupard, L., Rainò, S., Rando, R., Rapposelli, E., Razzano, M., Reimer, A., Reimer, O., Reposeur, T., Reyes, L.C., Ritz, S., Rochester, L.S., Rodriguez, A.Y., Romani, R.W., Roth, M., Russell, J.J., Ryde, F., Sabatini, S., Sadrozinski, H., Sanchez, D., Sander, A., Sapozhnikov, L., Parkinson, P.M.S., Scargle, J.D., Schalk, T.L., Scolieri, G., Sgrò, C., Share, G.H., Shaw, M., Shimokawabe, T., Shrader, C., Sierpowska-Bartosik, A., Siskind, E.J., Smith, D.A., Smith, P.D., Spandre, G., Spinelli, P., Starck, J., Stephens, T.E., Strickman, M.S., Strong, A.W., Suson, D.J., Tajima, H., Takahashi, H., Takahashi, T., Tanaka, T., Tenze, A., Tether, S., Thayer, J.B., Thayer, J.G., Thompson, D.J., Tibaldo, L., Tibolla, O., Torres, D.F., Tosti, G., Tramacere, A., Turri, M., Usher, T.L., Vilchez, N., Vitale, V., Wang, P., Watters, K., Winer, B.L., Wood, K.S., Ylinen, T., Ziegler, M., 2009. The Large Area Telescope on the Fermi Gamma-Ray Space Telescope Mission. *ApJ* 697, 1071–1102. doi:10.1088/0004-637X/697/2/1071, arXiv:0902.1089.
- Britto, R.J., Bottacini, E., Lott, B., Razaque, S., Buson, S., 2016. Fermi-LAT Observations of the 2014 May–July Outburst from 3C 454.3. *ApJ* 830, 162. doi:10.3847/0004-637X/830/2/162, arXiv:1511.02280.
- Bulgarelli, A., Fioretti, V., Zoli, A., Aboudan, A., Rodríguez-Vázquez, J.J., Maier, G., Lyard, E., Bastieri, D., Lombardi, S., Tosti, G., De Rosa, A., Bergamaschi, S., Interlandi, M., Beneventano, D., Lamanna, G., Jacquemier, J., Kosack, K., Antonelli, L.A., Boisson, C., Burkowski, J., Buson, S., Carosi, A., Conforti, V., Contreras, J.L., De Cesare, G., de los Reyes, R., Dumm, J., Evans, P., Fortson, L., Fuessling, M., Graciani, R., Gianotti, F., Grandi, P., Hinton, J., Humensky, B., Knödseder, J., Malaguti, G., Marisaldi, M., Neyroud, N., Nicastro, L., Ohm, S., Osborne, J., Rosen, S., Tacchini, A., Torresi, E., Testa, V., Trifoglio, M., Weinstein, A., 2014. A prototype for the real-time analysis of the Cherenkov Telescope Array, in: *Ground-based and Airborne Telescopes V*, p. 91452X. doi:10.1117/12.2054744.
- Cerruti, M., Böttcher, M., Chakraborty, N., Davids, I.D., Fülling, M., Jankowsky, F., Lenain, J.P., Meyer, M., Prokoph, H., Wagner, S., Zaborov, D., Zacharias, M., the H. E. S. S. Collaboration, 2016. Target of Opportunity observations of blazars with H.E.S.S.. *ArXiv e-prints* arXiv:1610.05523.
- Connolly, S., 2015. A Python Code for the Emmanoulopoulos et al. [arXiv:1305.0304] Light Curve Simulation Algorithm. *ArXiv e-prints* arXiv:1503.06676.
- CTA Consortium, Acharya, B.S., Actis, M., Aghajani, T., Agnetta, G., Aguilar, J., Aharonian, F., Ajello, M., Akhperjanian, A., Alcubierre, M., et al., 2013. Introducing the CTA concept. *Astroparticle Physics* 43, 3–18. doi:10.1016/j.astropartphys.2013.01.007.
- Emmanoulopoulos, D., McHardy, I.M., Papadakis, I.E., 2013. Generating artificial light curves: revisited and updated. *MNRAS* 433, 907–927. doi:10.1093/mnras/stt764, arXiv:1305.0304.
- Hauser, M.G., Dwek, E., 2001. The Cosmic Infrared Background: Measurements and Implications. *ARA&A* 39, 249–307. doi:10.1146/annurev.astro.39.1.249, arXiv:arXiv:astro-ph/0105539.
- H.E.S.S. Collaboration, Abramowski, A., Acero, F., Aharonian, F., Ait Benkhali, F., Akhperjanian, A.G., Angüner, E., Anton, G., Balenderan, S., Balzer, A., et al., 2013. Discovery of very high energy γ -ray emission from the BL Lacertae object PKS 0301-243 with H.E.S.S. *A&A* 559, A136. doi:10.1051/0004-6361/201321639, arXiv:1309.6174.
- H.E.S.S. Collaboration, Abramowski, A., Acero, F., Aharonian, F., Akhperjanian, A.G., Anton, G., Balenderan, S., Balzer, A., Barnacka, A., Becherini, Y., Becker Tjus, J., Behera, B., Bernlöhr, K., Birsin, E., Biteau, J., Bochow, A., Boisson, C., Bolmont, J., Bordas, P., Brucker, J., Brun, F., Brun, P., Bulik, T., Carrigan, S., Casanova, S., Cerruti, M., Chadwick, P.M., Chaves, R.C.G., Cheesebrough, A., Colafrancesco, S., Cologna, G., Conrad, J., Coururier, C., Dalton, M., Daniel, M.K., Davids, I.D., Degrange, B., Deil, C., deWilt, P., Dickinson, H.J., Djannati-Ataï, A., Domainko, W., O’C. Drury, L., Dubus, G., Dutton, K., Dyks, J., Dyrda, M., Egberts, K., Eger, P., Espigat, P., Fallon, L., Farnier, C., Fegan, S., Feinstein, F., Fernandes, M.V., Fernandez, D., Fiasson, A., Fontaine, G., Förster, A., Fülling, M., Gajdus, M., Gallant, Y.A., Garrigoux, T., Gast, H., Giebels, B., Glicenstein, J.F., Glück, B., Göring, D., Grondin, M.H., Grudzińska, M., Häfner, S., Hague, J.D., Hahn, J., Hampf, D., Harris, J., Hauser, M., Heinz, S., Heinzlmann, G., Henri, G., Hermann, G., Hillert, A., Hinton, J.A., Hofmann, W., Hofverberg, P., Holler, M., Horns, D., Jacholkowska, A., Jahn, C., Jamroz, M., Jung, I., Kastendieck, M.A., Katarzyński, K., Katz, U., Kaufmann, S., Khélifi, B., Klepser, S., Klochov, D., Kluźniak, W., Kneiske, T., Kolitzus, D., Komin, N., Kosack, K., Kossakowski, R., Krayzel, F., Krüger, P.P., Laffon, H., Lamanna, G., Lefaucheur, J., Lemoine-Goumard, M., Lenain, J.P., Lennarz, D., Lohse, T., Lopatin, A., Lu, C.C., Marandon, V., Marcowith, A., Masbou, J., Maurin, G., Maxted, N., Mayer, M., McComb, T.J.L., Medina, M.C., Méhault, J., Menzler, U., Moderski, R., Mohamed, M., Moulin, E., Naumann, C.L., Naumann-Godo, M., de Naurois, M., Nedbal, D., Nguyen, N., Niemiec, J., Nolan, S.J., Ohm, S., de Oña Wilhelmi, E., Opitz, B., Ostrowski, M., Oya, I., Panter, M., Parsons, R.D., Paz Arribas, M., Pekeur, N.W., Pelletier, G., Perez, J., Petrucci, P.O., Peyaud, B., Pita, S., Pühlhofer, G., Punch, M., Quirrenbach, A., Raab, S., Raue, M., Reimer, A., Reimer, O., Renaud, M., de los Reyes, R., Rieger, F., Ripken, J., Rob, L., Rosier-Lees, S., Rowell, G., Rudak, B., Rulten, C.B., Sahakian, V., Sanchez, D.A., Santangelo, A., Schlickeiser, R., Schulz, A., Schwanke, U., Schwarzburg, S., Schwemmer, S., Sheidaei, F., Skilton, J.L., Sol, H., Spengler, G., Stawarz, Ł., Steenkamp, R., Stegmann, C., Stinzing, F., Stycz, K., Sushch, I., Szostek, A., Tavernet, J.P., Terrier, R., Tluczykont, M., Trichard, C., Valerius, K., van Eldik, C., Vasileiadis, G., Venter, C., Viana, A., Vincent, P., Völk, H.J., Volpe, F., Vorobiov, S., Vorster, M., Wagner, S.J., Ward, M., White, R., Wierzcholska, A., Wouters, D., Zacharias, M., Zajczyk, A., Zdziarski, A.A., Zech, A., Zechlin, H.S., 2013. H.E.S.S. discovery of VHE γ -rays from the quasar PKS 1510-089. *A&A* 554, A107. doi:10.1051/0004-6361/201321135, arXiv:1304.8071.
- Mattox, J.R., Bertsch, D.L., Chiang, J., Dingus, B.L., Digel, S.W., Esposito, J.A., Fierro, J.M., Hartman, R.C., Hunter, S.D., Kanbach, G., Kniffen, D.A., Lin, Y.C., Macomb, D.J., Mayer-Hasselwander, H.A., Michelson, P.F., von Montigny, C., Mukherjee, R., Nolan, P.L., Ramanamurthy, P.V., Schneid, E., Sreekumar, P., Thompson, D.J., Willis, T.D., 1996. The Likelihood Analysis of EGRET Data. *ApJ* 461, 396–+. doi:10.1086/177068.
- Nalewajko, K., 2013. The brightest gamma-ray flares of blazars. *MNRAS* 430, 1324–1333. doi:10.1093/mnras/sts711, arXiv:1211.0274.
- Nolan, P.L., Abdo, A.A., Ackermann, M., Ajello, M., Allafort, A., Antolini, E., Atwood, W.B., Axelsson, M., Baldini, L., Ballet, J., et al., 2012. Fermi Large Area Telescope Second Source Catalog. *ApJS* 199, 31. doi:10.1088/0067-0049/199/2/31, arXiv:1108.1435.
- Rani, B., Krichbaum, T.P., Lee, S.S., Sokolovsky, K., Kang, S., Byun, D.Y., Mosunova, D., Zensus, J.A., 2017. Probing the gamma-ray variability in 3C 279 using broad-band observations. *MNRAS* 464, 418–427. doi:10.1093/mnras/stw2342, arXiv:1609.04024.
- Sanchez, D.A., Deil, C., 2013. Enrico : a Python package to simplify Fermi-LAT analysis. *ArXiv e-prints* arXiv:1307.4534.
- Wehrle, A.E., Grupe, D., Jorstad, S.G., Marscher, A.P., Gurwell, M., Baloković, M., Hovatta, T., Madejski, G.M., Harrison, F.H., Stern, D., 2016. Erratic Flaring of BL Lac in 2012–2013: Multiwavelength Observations. *ApJ* 816, 53. doi:10.3847/0004-637X/816/2/53.
- Wenger, M., Ochsenbein, F., Egret, D., Dubois, P., Bonnarel, F., Borde, S., Genova, F., Jasiewicz, G., Laloë, S., Lesteven, S., Monier, R., 2000. The SIMBAD astronomical database. The CDS reference database for astronomical objects. *A&AS* 143, 9–22. doi:10.1051/aas:2000332, arXiv:astro-ph/0002110.