

Learning with Bounded Instance- and Label-dependent Label Noise

Jiacheng Cheng^{*†} Tongliang Liu^{*}
Kotagiri Ramamohanarao[‡] Dacheng Tao^{*}

Abstract

Instance- and label-dependent label noise (ILN) is widely existed in real-world datasets but has been rarely studied. In this paper, we focus on a particular case of ILN where the label noise rates, representing the probabilities that the true labels of examples flip into the corrupted labels, have upper bounds. We propose to handle this bounded instance- and label-dependent label noise under two different conditions. First, theoretically, we prove that when the marginal distributions $P(X|Y = +1)$ and $P(X|Y = -1)$ have non-overlapping supports, we can recover every noisy example's true label and perform supervised learning directly on the cleansed examples. Second, for the overlapping situation, we propose a novel approach to learn a well-performing classifier which needs only a few noisy examples to be labeled manually. Experimental results demonstrate that our method works well on both synthetic and real-world datasets.

^{*}UBTECH Sydney AI Centre and SIT, FEIT, The University of Sydney, Sydney, Australia

[†]Department of EEIS, University of Science and Technology of China, Hefei, China

[‡]Department of Computer Science and Software Engineering, The University of Melbourne, Melbourne, Australia

1 Introduction

In the traditional classification task, we always expect and assume a perfectly labeled training sample. However, in reality, we are likely to be confronted with label noise, which means labels in the training sample are often erroneous. Label noise is ubiquitous in real-world datasets and may undermine the performances of classifiers trained by many models (Fréney and Verleysen, 2014).

There are several proposed models to deal with label noise. The random classification noise (RCN) model, in which each label is flipped independently with a constant probability, and the class-conditional random label noise (CCN) model, in which the flip probabilities (noise rates) are the same for all labels from one certain class, have been widely-studied. There have been several proposed methods robust to RCN and CCN (Natarajan et al., 2013; Liu and Tao, 2016; Northcutt, Wu, and Chuang, 2017). A more generalized model is the instance- and label-dependent noise (ILN), in which the flip rate of each label is dependent on both the instance and the corresponding true label. The case of ILN is more general, realistic and applicable. For example, in real-world datasets, an instance whose feature contains less information or is of poorer quality may be more prone to be labeled wrongly.

In this paper, we define label noise to be bounded instance- and label- dependent noise (BILN) if the noise rates for instances are upper bounded by some values smaller than 1. We propose to handle this kind of label noise in two different situations. First we theoretically prove that we can recover all noisy examples' true labels when upper bounds of noise rates are smaller than 0.5 and the marginal distributions $P(X|Y = +1)$ and $P(X|Y = -1)$ have non-overlapping supports, where X represents the feature and Y represents the label. Second we propose a method of learning with distilled examples to handle the overlapping case. To begin with, we define an example to be a *distilled example* if its label is identical with the one assigned for it by the Bayes optimal classifier under the clean distribution. We prove that, under certain conditions, the classifier learnt on distilled examples will converge to the Bayes optimal classifier under the clean distribution. An algorithm is proposed to automatically (without human intervention) collect distilled examples out of noisy training examples. However, these automatically-collected distilled examples are collected biasedly, because there is a subset of distilled examples which will never be collected by the automatic algorithm. To address this problem, we employ the method of active learning, i.e. actively labeling a small number of the remaining noisy examples. Nevertheless, the performance of the classifier trained on the sample consisting of automatically-collected examples and manually-labeled examples by traditional learning algorithm might still not be satisfactory due to the imbalance between abundant automatically-collected examples and only a few manually-labeled examples. Therefore, we adopt the strategy of importance reweighting to further enhance the performance of the classifier trained on distilled examples.

We evaluate our method on both synthetic and real-world datasets. The experimental results demonstrate that in different situations our method always outperforms corre-

sponding baselines.

The rest of this paper is structured as follows. In section 2 the related work is introduced. In section 3, we formalize our research problem. In section 4 and section 5, our method for two different conditions is presented in detail. In section 6, we provide our experimental setup and results. In section 7, we conclude our paper and discuss the future work.

2 Related Work

Learning with label noise has been widely investigated (Frénay and Verleysen, 2014). The case of learning with RCN and the case of learning with CCN have been well-studied. Angluin and Laird (1988) proved that RCN is PAC-learnable. For CCN, Natarajan et al. (2013) proposed methods of unbiased estimators and weighted loss functions and provided theoretical guarantees for them; Ghosh, Manwani, and Sastry (2015) proved a sufficient condition for a loss function to be robust to symmetric label noise; Van Rooyen, Menon, and Williamson (2015) showed that the linear or unhinged loss is robust to symmetric label noise; Patrini et al. (2016) introduced linear-odd losses and proved every linear-odd loss is asymptotically noise-robust; Liu and Tao (2016) proved that any loss function can be used for classification with noisy labels by using importance reweighting and provided consistency assurance. Moreover, Liu and Tao (2016) and Scott, Blanchard, and Handy (2013) provided consistent estimators for the noise rates $\rho_{+1} = P(\tilde{Y} = -1|Y = +1)$, $\rho_{-1} = P(\tilde{Y} = +1|Y = -1)$ the inversed noise rates $\pi_{+1} = P(Y = -1|\tilde{Y} = +1)$, $\pi_{-1} = P(Y = +1|\tilde{Y} = -1)$ respectively, where Y represents the true label and \tilde{Y} represents the noisy label. Recently, Northcutt, Wu, and Chuang (2017) proposed the method of rank pruning to estimate noise rates and remove mislabeled examples prior to training. Our method proposed in this paper to collect distilled examples is partly inspired by their rank pruning.

Learning with more generalized label noise has not been extensively studied. Xiao et al. (2015) introduced a new probabilistic graphical model of label noise and integrate it into an end-to-end deep learning system. Li et al. (2017) proposed a distillation framework which does not rely on any particular assumption on label noise. Both of the two above-mentioned works have been evaluated on real-world label noise, but theoretical guarantees for noise-robustness have not been provided.

For a particular case of ILN where $\rho_{+1}(X) = \rho_{-1}(X)$, Menon, van Rooyen, and Natarajan (2016) proved that the Bayes optimal classifiers under the clean and noisy distributions coincide, implying that any algorithm consistent for the classification under the noisy distribution is also consistent for the classification under the clean distribution. To the best of our knowledge, we are not aware of any other algorithms dealing with ILN with theoretical guarantees.

3 Problem Setup

In the task of binary classification with label noise, we consider a feature space $\mathcal{X} \subset \mathbb{R}^d$ and a label space $\mathcal{Y} = \{-1, +1\}$. Formally, we assume that $(X, Y, \tilde{Y}) \in \mathcal{X} \times \mathcal{Y} \times \mathcal{Y}$ are jointly distributed according to P where X is the observation, Y is the uncorrupted but unobserved label, \tilde{Y} is the observed but noisy label and P is an unknown distribution. In specific, we use D and D_ρ to denote the clean distribution $P(X, Y)$ and the noisy distribution $P(X, \tilde{Y})$ respectively. We consider two conditions for our target domain D :

Non-overlapping Condition: D is said to satisfy the non-overlapping condition if $P_D(X|Y = 1)$ and $P_D(X|Y = -1)$ have non-overlapping supports, or in other words, if $P_D(Y = 1|X) = \mathbb{1}[Y = 1|X]$.

Overlapping Condition: D is said to satisfy the overlapping condition if it does not satisfy the non-overlapping condition.

Under label noise, we observe a sequence of pairs (X_i, \tilde{Y}_i) sampled i.i.d. according to D_ρ and our goal is to construct a classifier $f : \mathcal{X} \rightarrow \mathcal{Y}$ which predicts Y from X . Some criteria are necessary to measure the performance of f . In the first place, we define the 0-1 risk of f as

$$R_D(f) = P(f(X) \neq Y) = \mathbb{E}_{(X,Y) \sim D}[\mathbb{1}[f(X) \neq Y]],$$

where the \mathbb{E} denotes expectation and its subscript indicates the random variables and the distribution w.r.t. which the expectation is taken and the $\mathbb{1}[\cdot]$ denotes the indicator function. Then the Bayes optimal classifier under D is defined as

$$f_D^*(X) = \arg \min_f R_D(f).$$

However, since the distribution D is unknown to us, we cannot directly compute $R_D(f)$ with observed data. So we define the *empirical 0-1 risk* to estimate 0-1 risk:

$$\hat{R}_D(f) = \frac{1}{n} \sum_{i=1}^n \mathbb{1}[f(X_i) \neq Y_i],$$

where n equals the number of examples. Minimizing 0-1 risk's being NP-hard forces us to adopt surrogate loss functions. When the surrogate loss function $L(f(X), Y)$ is used, we define *L-risk* as:

$$R_{D,L}(f) = \mathbb{E}_{(X,Y) \sim D}[L(f(X), Y)].$$

It has been proven that minimizing the *L-risk* is asymptotically equivalent to minimizing 0-1 risk when $L(f(X), Y)$ is classification-calibrated (Bartlett, Jordan, and McAuliffe, 2006).

Similarly, *empirical L-risk* is defined to estimate *L-risk*:

$$\hat{R}_{D,L}(f) = \frac{1}{n} \sum_{i=1}^n L(f(X_i), Y_i).$$

Likewise, risks under the noisy distribution can be defined as

$$\begin{aligned}
R_{D_\rho}(f) &= P(f(X) \neq \tilde{Y}) = \mathbb{E}_{(X, \tilde{Y}) \sim D_\rho} \mathbb{1}[f(X) \neq \tilde{Y}], \\
R_{D_\rho, L}(f) &= \mathbb{E}_{(X, \tilde{Y}) \sim D_\rho} [L(f(X), \tilde{Y})], \\
\hat{R}_{D_\rho}(f) &= \frac{1}{n} \sum_{i=1}^n \mathbb{1}[f(X_i) \neq \tilde{Y}_i], \\
\hat{R}_{D_\rho, L}(f) &= \frac{1}{n} \sum_{i=1}^n L(f(X_i), \tilde{Y}_i).
\end{aligned}$$

As for label noise, we employ the noise rate $\rho_Y(X) = P(\tilde{Y} = -Y|X, Y)$ to model it. The noise is said to be random classification noise (RCN) if $\rho_1(X) = \rho_{-1}(X) = \rho$ or class-conditional random label noise (CCN) if $\rho_Y(X)$ is independent on X but dependent on Y . A more generalized model of label noise is instance- and label-dependent noise (ILN). For ILN, $\rho_Y(X)$ is dependent on both the observation X and the true label Y . The model of ILN is more realistic and applicable because, e.g., observations with misleading contents are more likely to be annotated with wrong labels.

This paper focus on a particular case of ILN where noise rates have upper bounds. Formally, the noise is said to be bounded instance- and label- dependent noise (BILN) if the following assumption holds.

Assumption 1. For any $X_i \in \mathcal{X}$, we have

$$\begin{cases} 0 \leq \rho_{+1}(X_i) \leq \rho_{+1max} < 1, \\ 0 \leq \rho_{-1}(X_i) \leq \rho_{-1max} < 1, \\ 0 \leq \rho_{+1}(X_i) + \rho_{-1}(X_i) < 1. \end{cases}$$

In the rest of this paper, we always suppose the Assumption 1 holds.

4 The Non-overlapping Condition Case

In this section, we focus on the situations where the non-overlapping condition is satisfied and assume that $\rho_{+1max}, \rho_{-1max} < 0.5$, because given an example $(X = x, Y = y)$ under the non-overlapping condition, if $\rho_y(x) \geq 0.5$, then the case where the true label $Y = y$ and $\rho_y(x) \geq 0.5$ is indistinguishable from the case where the true label $Y = -y$ and $\rho_{-y}(x) \leq 0.5$. We propose an approach to recover the true labels of all noisy examples in these situations. Then our task is reduced to a trivial supervised learning.

To begin with, we define two functions η and $\tilde{\eta}$ as

$$\eta(X) = P(Y = +1|X),$$

$$\tilde{\eta}(X) = P(\tilde{Y} = +1|X).$$

According to our definition of noise rates, we have

$$\begin{aligned}
\tilde{\eta}(X) &= P(\tilde{Y} = +1, Y = +1|X) + P(\tilde{Y} = +1, Y = -1|X) \\
&= P(\tilde{Y} = +1|Y = +1, X)P(Y = +1|X) + P(\tilde{Y} = +1|Y = -1, X)P(Y = -1|X) \\
&= (1 - \rho_{+1}(X))\eta(X) + \rho_{-1}(X)(1 - \eta(X)).
\end{aligned} \tag{1}$$

Under the non-overlapping condition, Eq. (1) can be rewritten as

$$\tilde{\eta}(X) = (1 - \rho_{+1}(X))\mathbb{1}[Y = +1|X] + \rho_{-1}(X)\mathbb{1}[Y = -1|X], \tag{2}$$

then we have

Theorem 1. *If D satisfies the non-overlapping condition and $\rho_{+1max}, \rho_{-1max} < 0.5$, then for any observation $X_i \in \mathcal{X}$, its true label $Y_i = \text{sgn}(\tilde{\eta}(X) - 0.5)$, where $\text{sgn}(\cdot)$ denotes the sign function.*

Proof. For any $X_i \in \{X \in \mathcal{X}|Y = +1\}$, we have

$$\tilde{\eta}(X_i) = 1 - \rho_{+1}(X) > 0.5.$$

Similarly, for any $X_j \in \{X \in \mathcal{X}|Y = -1\}$, we have

$$\tilde{\eta}(X_j) = \rho_{-1}(X_j) < 0.5.$$

Lead to

$$\begin{aligned}
\{X \in \mathcal{X}|Y = +1\} &= \{X \in \mathcal{X}|\tilde{\eta}(X) > 0.5\}, \\
\{X \in \mathcal{X}|Y = -1\} &= \{X \in \mathcal{X}|\tilde{\eta}(X) < 0.5\}.
\end{aligned}$$

□

According to Theorem 1, $\tilde{\eta}$ and the threshold 0.5 will perfectly separate noisy examples into positive examples and negative examples.

Of course, in practice we do not have access to $\tilde{\eta}$, but it is feasible for us to obtain an estimator $\hat{\tilde{\eta}}$ for $\tilde{\eta}$, i.e. an estimation of the conditional probability $P_{D_\rho}(\tilde{Y}|X)$. Several methods such as the probabilistic classification methods (e.g., logistic regression and neural networks), the kernel density estimation methods and the density ratio estimation methods are applicable for this estimation (Liu and Tao, 2016). In particular, Liu and Tao (2016) proved that the ratio matching approach exploiting the Bregman divergence (Nock and Nielsen, 2009), a method for density ratio estimation, is consistent with the optimal approximation in the hypothesis class.

After recovering the true labels of noisy examples, we can train a classifier directly on the cleansed examples, thereby reducing the problem to a supervised learning task. We summarized our method for the non-overlapping condition in Algorithm 1.

Unfortunately, the non-overlapping condition is seldom satisfied in real-world datasets. Our method for the overlapping condition will be discussed in the next section.

Algorithm 1 Learning with BILN under the non-overlapping condition

Input: The sample of noisy examples $S_n = \{(X_1, \tilde{Y}_1), \dots, (X_m, \tilde{Y}_m)\}$;
Output: The classifier \hat{f} ;
Utilize S_n to obtain an estimator $\hat{\eta}$ for $\tilde{\eta}$;
Initialize our training sample S_t as an empty set;
for $i = 1$ to m **do**
 $S_t = S_t \cup \{(X_i, Y_i = \text{sgn}(\hat{\eta}(X_i) - 0.5))\}$;
end for
Learn a classifier \hat{f} on the training sample S_t ;
return \hat{f} ;

5 The Overlapping Condition Case

For the overlapping condition, the strategy of using $\tilde{\eta}$ and a threshold to recover noisy examples' true labels is no more feasible because Eq. (2) no longer holds. Our solution is to learn the target classifier using distilled examples, i.e. examples whose labels are identical with the labels assigned for them by f_D^* , the Bayes optimal classifier under the clean distribution. In subsection 5.1, we prove that under certain conditions classifier learnt on distilled examples converge to f_D^* . In subsection 5.2, we propose an automatic algorithm to collect distilled examples out of noisy examples. In subsection 5.3, we discuss the necessity and strategies of actively labeling a small fraction of noisy examples. In subsection 5.4, we further employ importance reweighting to enhance the performance of our classifier trained on distilled examples.

5.1 Learning with Distilled Examples

Traditionally, under the distribution D , a classifier $\hat{f}_{D,L}$ is learnt by empirical risk minimization (ERM):

$$\hat{f}_{D,L} = \arg \min_{f \in \mathcal{F}} \hat{R}_{D,L}(f),$$

where \mathcal{F} is the learnable function class. We can obtain a performance bound for $\hat{f}_{D,L}$ in Lemma 1.

Lemma 1. *Assume that training examples $\{(X_1, Y_1), \dots, (X_n, Y_n)\}$ are i.i.d. sampled according to D . Define the Rademacher complexity of the loss L and the function class \mathcal{F} over the training sample as*

$$\mathfrak{R}(L \circ \mathcal{F}) = \mathbb{E}_{D, \sigma} \left[\sup_{f \in \mathcal{F}} \frac{2}{n} \sum_{i=1}^n \sigma_i L(f(X_i, Y_i)) \right],$$

where $\sigma_1, \dots, \sigma_n$ are independent Rademacher variables. If $L(f(X), Y)$ is a $[0, b]$ -valued loss function and $f_D^* \in \mathcal{F}$, then for any δ , with probability at least $1 - \delta$, we have

$$R_{D,L}(\hat{f}_D) - R_{D,L}(f_D^*) \leq 2\mathfrak{R}(L \circ \mathcal{F}) + 2b\sqrt{\frac{\log(1/\delta)}{2n}}.$$

Proof. By the basic Rademacher bound on the maximal deviation between L -risks and empirical L -risks (Bartlett and Mendelson, 2002), we have

$$\sup_{f \in \mathcal{F}} |\widehat{R}_{D,L}(f) - R_{D,L}(f)| \leq \mathfrak{R}(L \circ \mathcal{F}) + b\sqrt{\frac{\log(1/\delta)}{2n}}.$$

Then we have

$$\begin{aligned} R_{D,L}(\hat{f}_{D,L}) - R_{D,L}(f_D^*) &= (R_{D,L}(\hat{f}_{D,L}) - \widehat{R}_{D,L}(\hat{f}_{D,L})) \\ &\quad + (\widehat{R}_{D,L}(f_D^*) - R_{D,L}(f_D^*)) + (\widehat{R}_{D,L}(\hat{f}_{D,L}) - \widehat{R}_{D,L}(f_D^*)) \\ &\leq 2 \sup_{f \in \mathcal{F}} |\widehat{R}_{D,L}(f) - R_{D,L}(f)| + 0 \\ &\leq 2\mathfrak{R}(L \circ \mathcal{F}) + 2b\sqrt{\frac{\log(1/\delta)}{2n}}. \end{aligned}$$

□

Next, we consider learning with distilled examples. We denote by D^* the distribution of distilled examples. According to the definition of distilled examples, we have

$$P_{D^*}(X, Y) = P_{D^*}(X)P_{D^*}(Y|X) = P_{D^*}(X)(\mathbb{1}[Y = f_D^*(X)]). \quad (3)$$

Then we introduce Lemma 2 which immediately leads to Theorem 2.

Lemma 2. (Bousquet, Boucheron, and Lugosi, 2004) *Given any distribution D and its η , the classifier $f(X) = \text{sgn}(\eta(X) - 1/2)$ is a Bayes optimal classifier under D .*

Theorem 2. *Given the target distribution D and its distilled examples' distribution D^* . If marginal distributions $P_D(X), P_{D^*}(X)$ have the same support, then the Bayes optimal classifier under D^* coincides with the Bayes optimal classifier under D , i.e. $f_{D^*}^* = f_D^*$.*

Proof. For any $X_i \in \text{supp}(P_D(X))$, where $\text{supp}(\cdot)$ denotes the support of a possibility distribution, we have $X_i \in \text{supp}(P_{D^*}(X))$ and

$$\begin{aligned} f_{D^*}^*(X_i) &= \text{sgn}(P_{D^*}(Y = +1|X_i) - 1/2) \\ &= \text{sgn}(\mathbb{1}[f_D^*(X_i) = +1] - 1/2) \\ &= f_D^*(X_i). \end{aligned}$$

The first equality uses Lemma 2. □

Combining the aforementioned results, we have the following proposition.

Proposition 1. *If the condition in Theorem 2 holds and L is a classification-calibrated loss function, then we have*

$$\arg \min_f R_{D^*,L}(f) = f_{D^*}^* = f_D^* = \arg \min_f R_{D,L}(f).$$

Further, if L is $[0, b]$ -valued and $f_D^* \in \mathcal{F}$, then for any δ , with probability at least $1 - \delta$, we have

$$R_{D^*,L}(\hat{f}_{D^*,L}) - R_{D^*,L}(f_D^*) \leq 2\mathfrak{R}(L \circ \mathcal{F}) + 2b\sqrt{\frac{\log(1/\delta)}{2n}},$$

which implies that under these conditions the classifier learnt on distilled examples $\hat{f}_{D^*,L}$ will converge to f_D^* , given a sufficiently large number of distilled examples.

Proof. The proof is immediate from Lemma 1 and Theorem 2. \square

Motivated by above results, we discuss how to learn a well-performing classifier \hat{f}_{D^*} with distilled examples in the next subsections.

5.2 Collecting Distilled Examples out of Noisy Examples Automatically

In this subsection, we propose an approach to automatically collect distilled examples out of noisy examples according to the following theorem.

Theorem 3. *For any $X_i \in \mathcal{X}$, we have*

if $\tilde{\eta}(X_i) < \frac{1-\rho_{+1max}}{2}$, then $(X_i, Y_i = +1)$ is a distilled example;

if $\tilde{\eta}(X_i) > \frac{1+\rho_{-1max}}{2}$, then $(X_i, Y_i = -1)$ is a distilled example.

Proof. For any $X_i \in \{X \in \mathcal{X} | \eta(X) \geq \frac{1}{2}\}$, we have

$$\begin{aligned} \tilde{\eta}(X_i) &= P(\tilde{Y} = +1, Y = +1 | X_i) + P(\tilde{Y} = +1, Y = -1 | X_i) \\ &= P(\tilde{Y} = +1 | Y = +1, X_i)P(Y = +1 | X_i) + P(\tilde{Y} = +1 | Y = -1, X_i)P(Y = -1 | X_i) \\ &= (1 - \rho_{+1}(X_i))\eta(X_i) + (1 - \eta(X_i))\rho_{-1}(X_i) \\ &= \eta(X_i)(1 - \rho_{+1}(X_i) - \rho_{-1}(X_i)) + \rho_{-1}(X_i) \\ &\geq \frac{1 - \rho_{+1}(X_i) + \rho_{-1}(X_i)}{2} \\ &\geq \frac{1 - \rho_{+1max}}{2}. \end{aligned}$$

The first inequality holds because $\eta(X_i) \geq 0.5$ and $\rho_{+1}(X_i) + \rho_{-1}(X_i) < 1$. Thus, we have

$$\begin{aligned} \{X \in \mathcal{X} | \eta(X) \geq \frac{1}{2}\} &\subseteq \{X \in \mathcal{X} | \tilde{\eta}(X) \geq \frac{1 - \rho_{+1max}}{2}\} \\ \implies \{X \in \mathcal{X} | \tilde{\eta}(X) < \frac{1 - \rho_{+1max}}{2}\} &\subseteq \{X \in \mathcal{X} | \eta(X) < \frac{1}{2}\} \\ \implies \{X \in \mathcal{X} | \tilde{\eta}(X) < \frac{1 - \rho_{+1max}}{2}\} &\subseteq \{X \in \mathcal{X} | f_D^*(X) = -1\}. \end{aligned}$$

The last step follows by Lemma 2. Similarly, we can prove that $\{X | \tilde{\eta}(X) > \frac{1 + \rho_{-1max}}{2}\} \subseteq \{X | f_D^*(X) = +1\}$. \square

According to Theorem 3, we can obtain distilled examples $\{(X_i^{distilled}, Y_i^{distilled})\}$ by picking out every example (X_i, \tilde{Y}_i) whose X_i satisfies $\tilde{\eta}(X_i) > \frac{1 + \rho_{-1max}}{2}$ (or $\tilde{\eta}(X_i) < \frac{1 - \rho_{+1max}}{2}$) and assigning the label $Y_i^{distilled} = +1$ (or $Y_i^{distilled} = -1$) to it. Like the situation in section 4, in practice we also need an estimator $\hat{\eta}$ for $\tilde{\eta}$.

5.3 Labeling Noisy Examples Actively

The collection of distilled examples in the last subsection is inevitably biased, because examples whose observations are in $\{X \in \mathcal{X} | \frac{1 - \rho_{+1max}}{2} \leq \tilde{\eta}(X) \leq \frac{1 + \rho_{-1max}}{2}\}$ will not be collected. To put it more formally, we use D_{auto}^* to denote the distribution of these automatically-collected distilled examples and we immediately have

$$\text{supp}(P_{D_{auto}^*}(X)) = \{X \in \mathcal{X} | \tilde{\eta}(X) < \frac{1 - \rho_{+1max}}{2} \text{ or } \tilde{\eta}(X) > \frac{1 + \rho_{-1max}}{2}\},$$

which leads to $\text{supp}(P_{D_{auto}^*}(X)) \neq \text{supp}(P_D(X))$ and does not hold the condition of Theorem 2. Consequently, we cannot expect to learn f_D^* by minimizing $\hat{R}_{D_{auto}^*, L}(f)$. Our solution to this is to perform active learning, i.e., choosing a small fraction of remaining noisy examples, having them labeled by human experts and utilizing them to train a classifier together with automatically-collected distilled examples.

Formally, learning algorithms which actively choose unlabeled examples, acquire their labels and then use labeled examples to perform supervised learning are called *active learning* methods (Settles, 2010). Active learning has been successfully applied in many fields, such as text classification (Tong and Koller, 2001), image retrieval (Tong and Chang, 2001) and bioinformatics (Lang et al., 2016). Meanwhile, it is applicable to our case. In the rest of this paper, we will treat the automatically-collected distilled examples as labeled data and the remaining noisy examples as unlabeled data since their labels are noisy and unreliable. We will employ active learning algorithms to actively label some of the remaining noisy examples and train the classifier using the automatically-collected distilled examples and actively-labeled examples together.

Since manually labeling is costly and time consuming, an efficient active learning algorithm should minimize the number of examples required to be label manually while satisfactory classification performance is achieved. Hence the main issue with active learning is how to select unlabeled examples which can improve the classifier most. To answer this, some approaches such as uncertainty sampling (Lewis and Catlett, 1994) and query-by-committee (Seung, Opper, and Sompolinsky, 1992) have been proposed.

In our method, we adopt two natural simple strategies to determine which examples to be actively-labeled:

- (1) Choose unlabeled examples at random. This strategy is denoted as “random” or “rd” for short.
- (2) First train a classifier \hat{f}_{auto} using existing labeled examples, namely those automatically collected distilled examples. Then choose remaining noisy examples closest to the classification boundary of \hat{f}_{auto} in the feature space. This strategy is denoted as “active” or “act” for short

Besides, there is a more complicated strategy which choose unlabeled examples iteratively (Tong and Chang, 2001). This strategy can be viewed as a variant of “active” and can be summarized as: In each iteration i , learn a classifier \hat{f}_i on existing labeled examples and then ask human experts to label n'_i unlabeled examples closest to the classification boundary of \hat{f}_i . Finally the output classifier is learnt on all labeled examples. We denote this strategy as “iterative active”. By contrast, both our “random” and “active” strategies choose examples to be labeled in one go. It is clear that “iterative active” consumes more computing resources, but our experimental comparisons between “iterative active” and “active” in Section 6.2 shows that mostly “iterative active” achieved better classification performances. In other words, there is a trade-off between computing cost and performance.

5.4 Importance Reweighting by Kernel Mean Matching

In previous subsections, we introduce our approach to construct a training sample completely comprised of distilled examples $\{X_1^{distilled}, \dots, X_{m'}^{distilled}\}$, i.e., automatically collecting distilled examples and actively labeling a small amount of noisy examples. Note that here we made a reasonable assumption that labels given by human experts is the same with labels given by f_D^* , the Bayes optimal classifier under clean distribution.

According to our results in subsection 5.1, the classifier learnt on these distilled examples is likely to converge to f_D^* when the number of distilled examples is nearly infinite. However, in reality the number of automatically-collected examples and the number of actively-labeled examples are both limited. In addition, the latter is required to be significantly smaller than the former due to the expensive cost of human labor. Therefore, our method suffers from the problem referred to as *sample selection bias*, because the distribution D^* of distilled examples does not match the target distribution D .

In our case, the sample selection bias is comprised of the difference between $P_D(X)$ and $P_{D^*}(X)$ and the difference between $P_D(Y|X)$ and $P_{D^*}(Y|X)$. According to our analysis in section 5.1, the bias in $P(Y|X)$ in our case does not change the Bayes optimal classifier. On the other hand, the bias in $P(X)$ in our case is severe because the quantity of manually-labeled distilled examples is required to be very small, i.e., the proportion of examples whose observations are in $\{X | \frac{1-\rho+1max}{2} \leq \tilde{\eta}(X) \leq \frac{1+\rho-1max}{2}\}$ in our training sample is significantly smaller than that of examples sampled i.i.d according to D . For these reasons, we make use of the following assumption.

Assumption 2. (Key Assumption 1 in Huang et al. (2007))

$P_D(X, Y)$ and $P_{D^*}(X, Y)$ only differ via $P_D(X, Y) = P_D(X)P_D(Y|X)$ and $P_{D^*}(X, Y) = P_{D^*}(X)P_D(Y|X)$.

Then the problem of sample selection bias can be simplified as *covariate shift*. Importance reweighting is a method to handle this problem as follows.

$$\begin{aligned}
R_{D,L}(f) &= \mathbb{E}_{(X,Y) \sim D}[L(f(X), Y)] \\
&= \mathbb{E}_{(X,Y) \sim D^*} \left[\frac{P_D(X, Y)}{P_{D^*}(X, Y)} L(f(X), Y) \right] \\
&= \mathbb{E}_{(X,Y) \sim D^*} \left[\frac{P_D(X)}{P_{D^*}(X)} L(f(X), Y) \right] \\
&= \mathbb{E}_{(X,Y) \sim D^*} [\beta(X) L(f(X), Y)] \quad (\text{denote } \beta(X) = \frac{P_D(X)}{P_{D^*}(X)}) \\
&= R_{D^*, \beta L}(f).
\end{aligned} \tag{4}$$

Eq. (4) implies that given $\beta(X)$, we can minimize $R_{D,L}(f)$ by minimizing $R_{D^*, \beta L}(f)$ and that given each example's β_i , we can estimate $R_{D,L}(f)$ by computing $\widehat{R}_{D^*, \beta L}(f)$. Further, we can learn a classifier as

$$\hat{f}_{D^*, \beta L} = \arg \min_{f \in \mathcal{F}} \widehat{R}_{D^*, \beta L}(f). \tag{5}$$

We can obtain a performance bound for $\hat{f}_{D^*, \beta L}$ as follows.

Proposition 2. Assume that the Assumption 2 holds. If $\beta(X)L(f(X), Y)$ is $[0, b]$ -valued and $f_D^* \in \mathcal{F}$, then for any $\delta > 0$, with probability at least $1 - \delta$, we have

$$R_{D,L}(\hat{f}_{D^*, \beta L}) - R_{D,L}(f_D^*) \leq 2\mathfrak{R}(\beta \circ L \circ \mathcal{F}) + 2b\sqrt{\frac{\log(1/\delta)}{2n}},$$

where the Rademacher complexity $\mathfrak{R}(\beta \circ L \circ \mathcal{F})$ is defined as

$$\mathfrak{R}(\beta \circ L \circ \mathcal{F}) = \mathbb{E}_{D, \sigma} \left[\sup_{f \in \mathcal{F}} \frac{2}{n} \sum_{i=1}^n \sigma_i \beta(X_i) L(f(X_i), Y_i) \right].$$

($\sigma_1, \dots, \sigma_n$ are independent Rademacher variables.)

Proof. Notice that $f_D^* = f_{D^*}^*$ and $R_{D,L}(f) = R_{D^*,\beta L}(f)$, then the proof is similar with the proof of Lemma 1. \square

Next we adopt the method of kernel mean matching (KMM) to compute each training example $X_i^{distilled}$'s importance β_i .

Let $\Phi : \mathcal{X} \rightarrow \mathcal{H}$ be a map into a reproducing kernel Hilbert space (RKHS) \mathcal{H} whose kernel $k(X, X') = \langle \Phi(X), \Phi(X') \rangle$ is universal. According to Theorem 1 in Huang et al. (2007) we have

$$\mathbb{E}_{X \sim P_D(X)}[\Phi(X)] = \mathbb{E}_{X \sim P_{D^*}(X)}[\beta(X)\Phi(X)] \iff P_D(X) = \beta(X)P_{D^*}(X).$$

Then we can estimate a proper β by solving the following minimization problem:

$$\begin{aligned} & \min_{\beta(X)} \|\mathbb{E}_{X \sim P_D(X)}[\Phi(X)] - \mathbb{E}_{X \sim P_{D^*}(X)}[\beta(X)\Phi(X)]\| \\ & \text{subject to } \beta(X) > 0 \text{ and } \mathbb{E}_{X \sim P_{D^*}(X)}[\beta(X)] = 1. \end{aligned}$$

However, in reality, neither $P_{D^*}(X)$ nor $P_D(X)$ are known to us. We only have two sequences of observations $\{X_1, \dots, X_m\}$ and $\{X_1^{distilled}, \dots, X_{m'}^{distilled}\}$ obeying $P_D(X)$ and $P_{D^*}(X)$ respectively. Meanwhile, we need to calculate an m' -element vector $\beta = [\beta_1, \dots, \beta_{m'}] = [\beta(X_1), \dots, \beta(X_{m'})]$ instead of the function $\beta(X)$. In light of this, Huang et al. (2007) proposed an empirical KMM method to find proper β via

$$\begin{aligned} & \min_{\beta} \left\| \frac{1}{m'} \sum_{i=1}^{m'} \beta_i \Phi(X_i^{distilled}) - \frac{1}{m} \sum_{i=1}^m \Phi(X_i) \right\|^2 \\ & \text{subject to } \beta_i \in [0, B] \text{ and } \left| \frac{1}{m'} \sum_{i=1}^{m'} \beta_i - 1 \right| \leq \epsilon, \end{aligned}$$

where the first constraint limits the scope of discrepancy between $P(X)$ and $P'(X)$ and the second one ensures that the measure $\beta(X)P(X)$ is close to a probability distribution.

For convenience, let $K_{ij} = k(X_i^{distilled}, X_j^{distilled})$ and $\kappa_i = \frac{m'}{m} \sum_{j=1}^m k(X_i^{distilled}, X_j)$. Then the optimization problem above can be rewritten as a quadratic problem:

$$\min_{\beta} \frac{1}{2} \beta^T K \beta - \kappa^T \beta \text{ subject to } \beta_i \in [0, B] \text{ and } \left| \sum_{i=1}^{m'} \beta_i - m' \right| \leq m' \epsilon. \quad (6)$$

Optimization problem (6) is a quadratic program which can be solved efficiently using interior point methods or any other successive optimization procedure. Then the examples with their reweighting importances can be incorporated straightforwardly into several learning algorithms.

At last, our method for the overlapping condition is summarized in Algorithm 2. Please notice that the active learning strategy “iterative active” is not included in Algorithm 2 for simplicity, but it is easy to extend the proposed method to “iterative active”.

Algorithm 2 Learning with BILN under the Overlapping Condition

Input: The sample of noisy examples $S_n = \{(X_1, \tilde{Y}_1), \dots, (X_m, \tilde{Y}_m)\}$, upper bounds of noise rates $\rho_{+1max}, \rho_{-1max}$, the number of examples to be actively labeled n' ;

Output: The classifier \hat{f} ;

Part1. Collecting Distilled Examples Automatically

Utilize S_n to obtain an estimator $\hat{\eta}$ for $\tilde{\eta}$;

Initialize our training sample S_t as an empty set;

for $i = 1$ to m **do**

if $\hat{\eta}(X_i) > \frac{1+\rho_{-1max}}{2}$ **then**

$S_t = S_t \cup \{(X_i, Y_i = +1)\}$; $S_n = S_n \setminus \{(X_i, \tilde{Y}_i)\}$;

else if $\hat{\eta}(X_i) < \frac{1-\rho_{+1max}}{2}$ **then**

$S_t = S_t \cup \{(X_i, Y_i = -1)\}$; $S_n = S_n \setminus \{(X_i, \tilde{Y}_i)\}$;

end if

end for

Part2. Labeling Remaining Noisy Examples Actively

Choose n' examples $\{(X_1^{act/rd}, \tilde{Y}_1^{act/rd}), \dots, (X_n^{act/rd}, \tilde{Y}_n^{act/rd})\} \subseteq S_n$ according to the “active”/“random” strategy in the subsection 5.3;

for $i = 1$ to n' **do**

 Query $X_i^{act/rd}$ for its true label $Y_i^{act/rd}$;

$S_t = S_t \cup \{(X_i^{act/rd}, Y_i^{act/rd})\}$;

end for

Part3. Classifier Learning by Importance Reweighting

Obtain importance vector β for examples in S_t by solving (6);

Learn a classifier \hat{f} on the training sample S_t by solving (5);

return \hat{f} ;

6 Experiments

We evaluate our algorithms on both synthetic and real-world datasets. In our experiments, we use KLIEP (Sugiyama et al., 2008) and logistic regression to estimate $\tilde{\eta}$ under the non-overlapping condition and the overlapping condition respectively. Logistic model is used to train classifiers. For KMM, we use a Gaussian kernel $k(x_i, x_j) = \exp(-\sigma \|x_i - x_j\|^2)$ and the value of σ varies according to different applications. The setup of parameters ϵ and B is the same as that of Huang et al. (2007), i.e., $\epsilon = (\sqrt{m'} - 1)/\sqrt{m'}$ and $B = 1000$. Each entry in this section’s tables is the result averaged over 1000 trials.

6.1 Evaluations on Synthetic Datasets

First, we evaluate our method for the non-overlapping condition (Algorithm 1) on 2D linearly separable synthetic datasets. In each trial, positive/negative examples are sampled uniformly from a triangle $ABC/A'B'C'$ whose vertices’ coordinates were $\{(-5, 5), (4, 5),$

$(-5, -4)\}/\{(5, -5), (5, 4), (-4, -5)\}$. Each 2D datapoint $(X_i(1), X_i(2))$'s feature vector can be represented as $[1, X_i(1), X_i(2)]^T$ where 1 act as an intercept term. Given that our method do not require any property of $\rho_{+1}(X)$, $\rho_{-1}(X)$ other than their upper bounds, so we generate bounded instance- and label-dependent noise at random as:

$$\rho_{+1}(X) = \rho_{+1max} \cdot S(W_{+1}^T X), \quad (7)$$

$$\rho_{-1}(X) = \rho_{-1max} \cdot S(W_{-1}^T X), \quad (8)$$

where each element of $W_{+1}, W_{-1} \in \mathbb{R}^{3 \times 1}$ was sampled according to a standard normal distribution $\mathcal{N}(0, 1^2)$ in each trial and $S(\cdot)$ denotes the sigmoid function $S(x) = \frac{1}{1+e^{-x}}$. The kernel size for KMM is set as $\sigma = 1$.

In this case, we use KLIEP to estimate $\tilde{\eta}$. Notice that it is not a good choice to use logistic regression for the estimation of $\tilde{\eta}$ when the logistic model is used to train \hat{f} in Algorithm 1, because it is approximately equivalent to training \hat{f} directly on noisy examples. In Table 1, we make comparisons between performances of classifiers learnt directly on noisy examples (denoted as “noisy”) and classifiers learnt by Algorithm 1 (denoted as “ours”). We observe that “ours” always outperforms “noisy”. Please notice that the standard deviations in the table appear to be large, but this does not mean that our method is not stable, because even in trials under the same $(\rho_{+1max}, \rho_{-1max})$, the noise-generating functions are different due to different W_{+1}, W_{-1} among trials, thereby making the results vary a lot among trials. This also account for the large standard deviations in other tables in this section.

$(\rho_{+1max}, \rho_{-1max})$	noisy	ours
(0.1, 0.3)	96.29±3.88	98.83±2.32
(0.2, 0.4)	93.56±6.01	96.01±5.95
(0.3, 0.3)	95.78±3.69	98.62±2.10
(0.4, 0.4)	91.45±6.23	95.12±5.61

Table 1: Means and Standard Deviations (Percentage) of Classification Accuracies of Different Classifiers on Linearly Separable Synthetic Datasets

Second, we evaluate our method for the overlapping condition (Algorithm 2) on 2D inseparable datasets. In each trial, we use two 2D normal distributions $\mathcal{N}_1(\mathbf{u}, \mathbf{I})$ and $\mathcal{N}_2(-\mathbf{u}, \mathbf{I})$ to generate positive examples and negative examples respectively, where $\mathbf{u} = [-2, 2]$ and $\mathbf{I} \in \mathbb{R}^{2 \times 2}$ is the identity matrix. The kernel size for KMM is set as $\sigma = 1$.

Under different settings of $(\rho_{+1max}, \rho_{-1max}, n')$, we compare performances of classifiers learnt by the following methods:

- (1) Train the classifier on the clean training sample. The method is denoted as “clean”.
- (2) Train the classifier on the noisy training sample. The method is denoted as “noisy”.

- (3) Train the classifier on automatically-collected distilled examples. The method is denoted as “auto”.
- (4) Our method, i.e. training the classifier by Algorithm 2. The method is denoted as “auto+act” or “auto+rd” depending on the strategy used in active learning.
- (5) The baseline, i.e., adding the n' manually labeled examples into the noisy training sample and removing the corresponding noisy ones, and then training the classifier on this new training sample. The share of manually-labeled examples is to make the comparison between the baseline and our method fair. The method is denoted as “noisy+act” or “noisy+rd”.

A summary of the performances of different methods under different $(\rho_{+1max}, \rho_{-1max}, n')$ is shown in Table 2. It is shown that our method always significantly outperforms the baseline. Figure 1 visualizes the procedure of our method “auto+act” in one trial. Figure 2 illustrates how the classification performance of our method evolves with n' and shows comparisons between two strategies of active learning, “rd” and “act”. According to the comparisons, we cannot hastily conclude which strategy is superior.

$(\rho_{+1max}, \rho_{-1max}, n')$	clean	noisy	auto	noisy+rd	noisy+act	auto+rd	auto+act
(0.25, 0.25, 3)	99.73±0.17	98.55±1.28	99.13±0.83	98.56±1.27	98.57±1.26	99.30±0.68	99.43±0.51
(0.25, 0.25, 5)				98.57±1.27	98.59±1.25	99.37±0.60	99.50±0.44
(0, 0.49, 3)		90.06±9.43	97.42±2.75	90.06±9.43	90.20±9.33	98.01±2.10	98.51±1.56
(0, 0.49, 5)				90.06±9.43	90.30±9.26	98.28±1.78	98.70±1.35
(0.25, 0.49, 3)		92.59±8.64	97.95±2.70	92.60±8.63	92.73±8.50	98.90±1.37	99.09±1.13
(0.25, 0.49, 5)				92.61±8.61	92.81±8.42	99.09±1.13	99.20±1.02
(0.49, 0.49, 3)		88.57±10.74	89.52±18.96	88.74±10.60	88.83±10.55	98.43±2.29	98.18±3.06
(0.49, 0.49, 5)				88.92±10.21	89.05±10.32	98.71±2.09	98.36±2.78

Table 2: Means and Standard Deviations (Percentage) of Classification Accuracies of Different Classifiers on Linearly Inseparable Synthetic Datasets

6.2 Evaluations on Real-world Datasets

Since few real-world datasets satisfy the non-overlapping condition, we only evaluate our method for the overlapping condition (Algorithm 2) on two public real-world datasets: the UCI Image dataset¹ and the USPS handwritten dataset².

The UCI Image dataset is composed of 1188 positive examples and 898 negative examples. As for the USPS dataset, We use “6”s and “8”s images as positive and negative examples and each class has 1100 examples.

In each trial, all feature vectors are standardized so that each element has roughly zero mean and unit variance and examples are randomly split, 75% for training and 25% for testing. Label noise is generated in the same way as Eq. (7) (8), and each element of W_{+1} , W_{-1} is also sampled according to $\mathcal{N}(0, 1^2)$. The kernel size for KMM is set as $\sigma = 0.01$.

¹available at <http://theoval.cmp.uea.ac.uk/matlab>

²available at <http://www.cs.nyu.edu/~roweis/data.html>

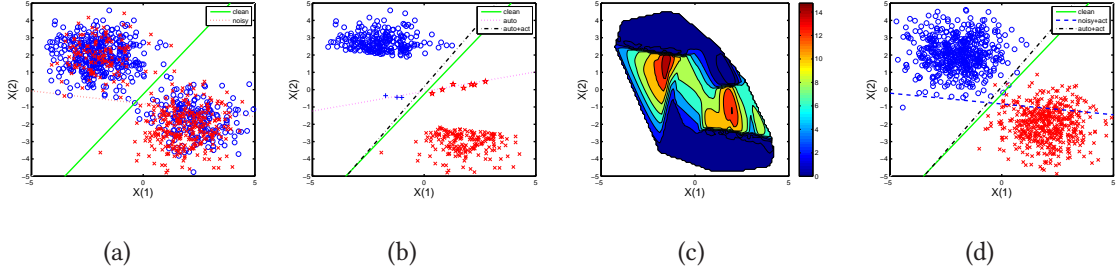


Figure 1: The set of figures illustrates the procedure of our method “auto+act” in the situation where $(\rho_{+1max}, \rho_{-1max}, n')=(0.25, 0.49, 10)$ and $W_{+1} = [0.7723, -0.9721, 1.9089]^T$, $W_{-1} = [1.7200, 0.9856, 1.0317]^T$. 1(a): The noisy dataset consisting of examples with noisy labels $\tilde{Y} = +1/\tilde{Y} = -1$ (blue circles/red x-marks) and the classification boundaries. 1(b): Our training dataset consisting of automatically-collected distilled positive/negative examples (blue circles/red x-marks) and actively-labeled positive/negative examples (blue plus/red pentagrams). We observe that most of automatically-collected distilled examples are correctly labeled. 1(c): The contour plot shows examples’ importances β , where warmer color indicates greater importance. It demonstrates that actively-labeled examples are given greater importances than automatically-collected distilled examples, which is consistent with our analysis. 1(d): The test sample and classification boundaries. In this trial, the classification accuracies of \hat{f}_{clean} , the baseline $\hat{f}_{noisy+act}$ and our $\hat{f}_{auto+act}$ are respectively 99.80%, 91.50% and 99.60%.

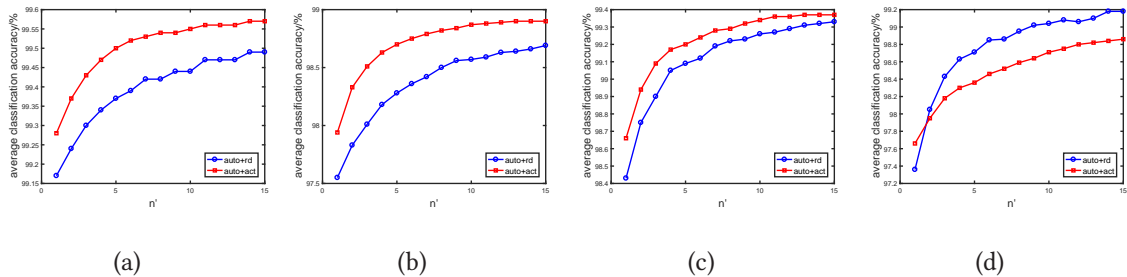


Figure 2: Curves illustrating how the performance of our method evolve w.r.t the number of manually-labeled examples n' on the synthetic dataset. The settings of $(\rho_{+1max}, \rho_{-1max})$ in 2(a), 2(b), 2(c) and 2(d) are respectively $(0.25, 0.25)$, $(0, 0.49)$, $(0.25, 0.49)$ and $(0.49, 0.49)$. Each result in this figure is averaged over 1000 trials.

Performances of different methods under different settings of $(\rho_{+1max}, \rho_{-1max}, n')$ are shown in Table 3. We observe that our method always outperforms the baseline, even when we had only no more than 1% of examples manually labeled (i.e. $n' \leq n/100$). Comparisons between two active learning strategies “active” and “iterative active” are shown in Figure 3 and Figure 4. We find that when the number of actively-labeled examples n' is relatively small ($1 \leq n' \leq 20$), “iterative active” outperforms “active” on the UCI Im-

age dataset and is comparable with “active” on the USPS (6vs8) dataset and that when n' is relatively large ($10 \leq n' \leq 200$), “iterative active” outperforms “active” on the USPS (6vs8) dataset. In conclusion, “iterative active” is a better choice than “active” when you have abundant computing resources.

dataset	$(\rho_{+1max}, \rho_{-1max}, n')$	clean	noisy	auto	noisy+rd	noisy+act	auto+rd	auto+act
UCI Image	(0.1, 0.3, 10)	83.10±1.36	81.16±2.21	81.39 ±1.83	81.16±2.21	81.21±2.18	81.85±1.75	81.86±1.74
	(0.1, 0.3, 20)				81.15±2.21	81.28±2.17	82.09±1.71	82.08±1.70
	(0.3, 0.1, 10)		78.88±3.07	79.82±2.76	78.97±3.03	79.01±3.00	81.09±2.23	80.94±2.37
	(0.3, 0.1, 20)				79.09±2.99	79.15±2.97	81.60±2.15	81.31±2.28
	(0.2, 0.4, 10)		78.94±3.10	77.96±3.16	78.96±3.11	79.07±3.03	80.24±2.44	80.03±2.61
	(0.2, 0.4, 20)				78.98±3.12	79.20±2.98	81.08±2.32	80.57±2.51
	(0.4, 0.2, 10)		75.80±4.08	76.30±3.67	75.98±4.01	76.01±4.02	79.22±2.96	78.77±3.32
	(0.4, 0.2, 20)				76.14±3.96	76.22±3.98	80.35±2.70	79.35±3.21
	(0.3, 0.3, 10)		79.02±2.90	77.48±3.23	79.10±2.85	79.17±2.84	79.96±2.60	79.87±2.67
	(0.3, 0.3, 20)				79.21±2.82	79.31±2.81	80.97±2.34	80.45±2.63
	(0.4, 0.4, 10)		74.72±4.06	71.86±5.22	74.89±4.03	74.94±4.00	76.31±4.35	75.50±4.86
	(0.4, 0.4, 20)				75.03±3.97	75.18±3.93	78.31±3.63	76.49±4.76
USPS (6vs8)	(0.5, 0.5, 10)	98.07±0.52	68.72±5.91	64.49±7.39	68.94±5.85	69.04±5.83	72.40±5.94	69.64±6.60
	(0.5, 0.5, 20)				69.19±5.80	69.35±5.75	75.64±4.69	71.01±6.38
	(0.1, 0.3, 10)		89.00±1.84	93.55±1.47	89.00±1.85	89.12±1.84	93.61±1.46	93.73±1.47
	(0.1, 0.3, 20)				89.01±1.82	89.30±1.82	93.74±1.44	93.89±1.45
	(0.3, 0.1, 10)		89.15±1.78	93.64±1.50	89.21±1.76	89.32±1.76	93.75±1.49	93.83±1.48
	(0.3, 0.1, 20)				89.30±1.77	89.53±1.75	93.83±1.44	93.99±1.47
	(0.2, 0.4, 10)		86.40±2.31	91.45±1.91	86.42±2.32	86.60±2.29	91.55±1.89	91.67±1.88
	(0.2, 0.4, 20)				86.46±2.31	86.78±2.26	91.67±1.86	91.90±1.87
	(0.4, 0.2, 10)		86.45±2.27	91.51±1.92	86.54±2.24	86.66±2.24	91.65±1.88	91.75±1.90
	(0.4, 0.2, 20)				86.67±2.20	86.87±2.21	91.77±1.88	92.00±1.87
	(0.3, 0.3, 10)		87.01±2.13	91.74±1.83	87.06±2.11	87.19±2.12	91.80±1.81	91.94±1.80
	(0.3, 0.3, 20)				87.15±2.08	87.35±2.09	91.98±1.77	92.18±1.77
(0.4, 0.4, 10)	82.84±2.81	87.77±2.74	82.93±2.75	83.08±2.73	88.03±2.68	88.17±2.66		
			83.08±2.77	83.32±2.69	88.31±2.60	88.55±2.59		
			77.88±3.94	78.06±3.91	82.71±4.05	82.77±4.11		
			78.06±3.88	78.36±3.88	83.19±3.92	83.32±4.05		

Table 3: Means and Standard Deviations (Percentage) of Classification Accuracies of Different Classifiers on Real-world Datasets

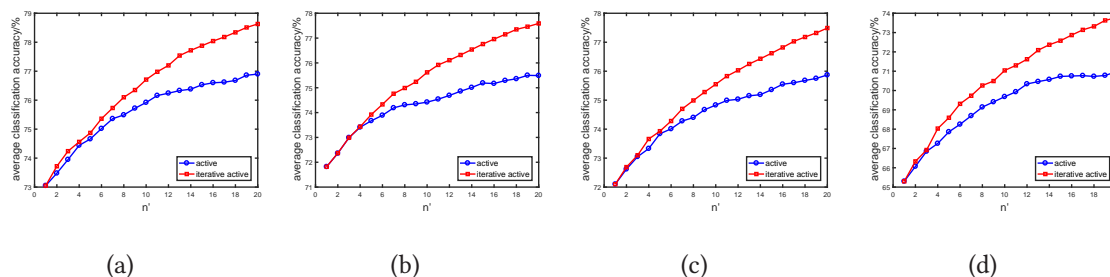


Figure 3: Curves illustrating the performances of the active learning strategies “active” and “iterative active” v.s. the number of manually-labeled examples n' on the UCI Image dataset. Notice that “iterative active” actively labels 1 noisy examples per iteration. The settings of $(\rho_{+1max}, \rho_{-1max})$ in 3(a), 3(b), 3(c) and 3(d) are respectively $(0.3, 0.5)$, $(0.5, 0.3)$, $(0.4, 0.4)$ and $(0.5, 0.5)$. Each result in this figure is averaged over 100 trials.

7 Conclusion and Future Work

In this paper, we propose a novel method for the binary classification task with bounded instance- and label- dependent label noise under two conditions and empirical results

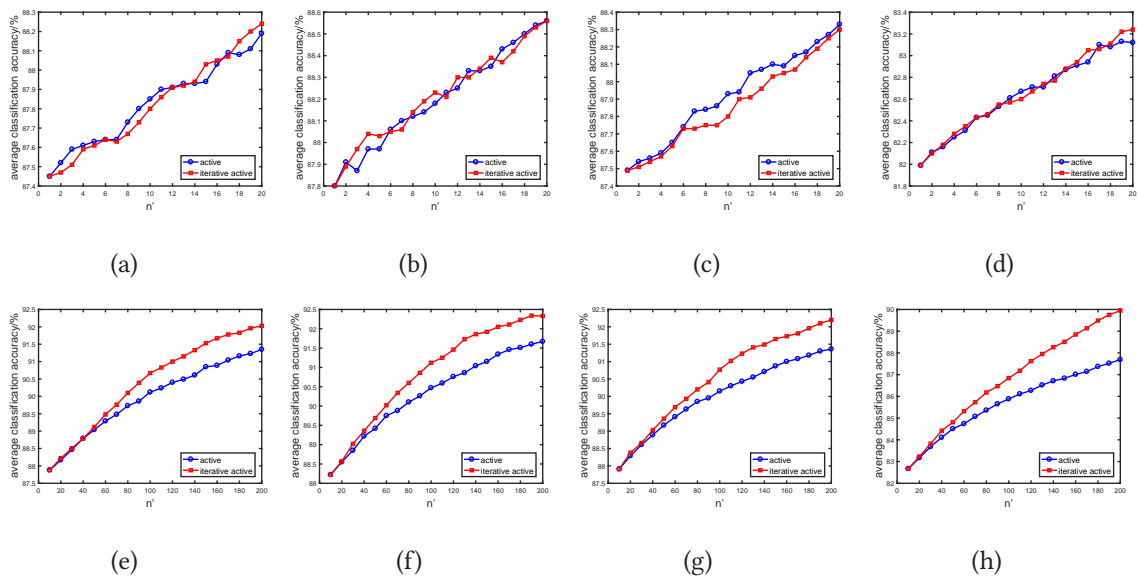


Figure 4: Curves illustrating the performances of the active learning strategies “active” and “iterative active” v.s. the number of manually-labeled examples n' on the USPS (6vs8) dataset. Notice that in 4(a)-4(d), “iterative active” actively labels 1 noisy example per iteration and that in 4(e)-4(h), “iterative active” actively labels 10 noisy examples per iteration. The settings of $(\rho_{+1max}, \rho_{-1max})$ in 4(a)/4(e), 4(b)/4(f), 4(c)/4(g) and 4(d)/4(h) are respectively $(0.3, 0.5)$, $(0.5, 0.3)$, $(0.4, 0.4)$ and $(0.5, 0.5)$. Each result in this figure is averaged over 100 trials.

demonstrate the effectiveness of our method.

In the future work, we will explore how to estimate $\tilde{\eta}$ more accurately, because the performances of our method crucially depend on the estimation of $\tilde{\eta}$ and estimators we employed (logistic regression and KLIEP) have limitations. Also we will explore how to estimate ρ_{+1max} , ρ_{-1max} from noisy data, since we assume they are known to us in this paper.

References

- Angluin, D., and Laird, P. 1988. Learning from noisy examples. *Machine Learning* 2(4):343–370.
- Bartlett, P. L., and Mendelson, S. 2002. Rademacher and gaussian complexities: Risk bounds and structural results. *Journal of Machine Learning Research* 3(Nov):463–482.
- Bartlett, P. L.; Jordan, M. I.; and McAuliffe, J. D. 2006. Convexity, classification, and risk bounds. *Journal of the American Statistical Association* 101(473):138–156.
- Bousquet, O.; Boucheron, S.; and Lugosi, G. 2004. Introduction to statistical learning theory. In *Advanced Lectures on Machine Learning*. Springer. 169–207.
- Frénay, B., and Verleysen, M. 2014. Classification in the presence of label noise: a survey. *IEEE Transactions on Neural Networks and Learning Systems* 25(5):845–869.
- Ghosh, A.; Manwani, N.; and Sastry, P. 2015. Making risk minimization tolerant to label noise. *Neurocomputing* 160:93–107.
- Huang, J.; Gretton, A.; Borgwardt, K. M.; Schölkopf, B.; and Smola, A. J. 2007. Correcting sample selection bias by unlabeled data. In *Advances in Neural Information Processing Systems*, 601–608.
- Lang, T.; Flachsenberg, F.; von Luxburg, U.; and Rarey, M. 2016. Feasibility of active machine learning for multiclass compound classification. *Journal of Chemical Information and Modeling* 56(1):12–20.
- Lewis, D. D., and Catlett, J. 1994. Heterogeneous uncertainty sampling for supervised learning. In *Proceedings of the Eleventh International Conference on Machine Learning*, 148–156.
- Li, Y.; Yang, J.; Song, Y.; Cao, L.; Luo, J.; and Li, J. 2017. Learning from noisy labels with distillation. *arXiv preprint arXiv:1703.02391*.
- Liu, T., and Tao, D. 2016. Classification with noisy labels by importance reweighting. *IEEE Transactions on Pattern Analysis and Machine Intelligence* 38(3):447–461.
- Menon, A. K.; van Rooyen, B.; and Natarajan, N. 2016. Learning from binary labels with instance-dependent corruption. *arXiv preprint arXiv:1605.00751*.
- Natarajan, N.; Dhillon, I. S.; Ravikumar, P. K.; and Tewari, A. 2013. Learning with noisy labels. In *Advances in Neural Information Processing Systems*. 1196–1204.
- Nock, R., and Nielsen, F. 2009. Bregman divergences and surrogates for learning. *IEEE Transactions on Pattern Analysis and Machine Intelligence* 31(11):2048–2059.

- Northcutt, C. G.; Wu, T.; and Chuang, I. L. 2017. Learning with confident examples: Rank pruning for robust classification with noisy labels. *arXiv preprint arXiv:1705.01936*.
- Patrini, G.; Nielsen, F.; Nock, R.; and Carioni, M. 2016. Loss factorization, weakly supervised learning and label noise robustness. In *International Conference on Machine Learning*, 708–717.
- Scott, C.; Blanchard, G.; and Handy, G. 2013. Classification with asymmetric label noise: Consistency and maximal denoising. In *Conference on Learning Theory*, 489–511.
- Settles, B. 2010. Active learning literature survey. *University of Wisconsin, Madison* 52(55-66):11.
- Seung, H. S.; Opper, M.; and Sompolinsky, H. 1992. Query by committee. In *Proceedings of the Fifth Annual Workshop on Computational Learning Theory*, 287–294. ACM.
- Sugiyama, M.; Nakajima, S.; Kashima, H.; Buenau, P. V.; and Kawanabe, M. 2008. Direct importance estimation with model selection and its application to covariate shift adaptation. In *Advances in Neural Information Processing Systems*, 1433–1440.
- Tong, S., and Chang, E. 2001. Support vector machine active learning for image retrieval. In *Proceedings of the Ninth ACM International Conference on Multimedia*, 107–118. ACM.
- Tong, S., and Koller, D. 2001. Support vector machine active learning with applications to text classification. *Journal of Machine Learning Research* 2(Nov):45–66.
- Van Rooyen, B.; Menon, A.; and Williamson, R. C. 2015. Learning with symmetric label noise: The importance of being unhinged. In *Advances in Neural Information Processing Systems*, 10–18.
- Xiao, T.; Xia, T.; Yang, Y.; Huang, C.; and Wang, X. 2015. Learning from massive noisy labeled data for image classification. In *Proceedings of the IEEE Conference on Computer Vision and Pattern Recognition*, 2691–2699.