

Fast construction of efficient composite likelihood equations

Zhendong Huang and Davide Ferrari *

School of Mathematics and Statistics, The University of Melbourne

Abstract

Growth in both size and complexity of modern data challenges the applicability of traditional likelihood-based inference. Composite likelihood (CL) methods address the difficulties related to model selection and computational intractability of the full likelihood by combining a number of low-dimensional likelihood objects into a single objective function used for inference. This paper introduces a procedure to combine partial likelihood objects from a large set of feasible candidates and simultaneously carry out parameter estimation. The new method constructs estimating equations balancing statistical efficiency and computing cost by minimizing an approximate distance from the full likelihood score subject to a ℓ_1 -norm penalty representing the available computing resources. This results in truncated CL equations containing only the most informative partial likelihood score terms. An asymptotic theory within a framework where both sample size and data dimension grow is developed and finite-sample properties are illustrated through numerical examples.

Keywords: Composite likelihood estimation, likelihood truncation, ℓ_1 -penalty.

*Corresponding author: Davide Ferrari, School of Mathematics and Statistics, The University of Melbourne, Parkville, VIC 3010, Australia. E-mail: dferrari@unimelb.edu.au.

1 Introduction

Since the idea of likelihood was fully developed by Fisher (1922), likelihood-based inference has played a role of paramount importance in statistics. The complexity of modern data, however, poses nontrivial challenges to traditional likelihood methods. One issue is related to model selection, since the full likelihood function can be difficult or impossible to specify in complex multivariate problems. Another difficulty concerns computing and the necessity to obtain inferences quickly. These challenges have motivated the development of composite likelihood (CL) methods, which avoid intractable full likelihoods by compounding a set of low-dimensional likelihood objects. Besag (1974) pioneered CL inference in the context of spatial data; Lindsay (1988) developed CL inference in its generality. Due to its flexible framework and established theory, the CL framework has become a popular tool in many areas of applied statistics; see Varin et al. (2011) for an overview of CL inference and common applications.

Consider n independent observations on the $d \times 1$ random vector $X = (X_1, \dots, X_d)^T$ with pdf in the parametric family $\{f(x; \theta), x \in \mathcal{X}, \theta \in \Theta \subseteq \mathbb{R}^p\}$, where $\theta^* \in \Theta$ denotes the true parameter. In this paper, we are mainly concerned with large data sets where both the data dimension d and the sample size n are large. Given i.i.d. observations $X^{(1)}, \dots, X^{(n)}$ on X , we write $E_{F_n}(g) = n^{-1} \sum_{i \leq n} g(X^{(i)})$ for the empirical mean of the function g , where $F_n(x) = n^{-1} \sum_{i \leq n} I(X^{(i)} \leq x)$ is the empirical cdf, and use $E(g)$ to denote its expected value. The operator “ ∇ ” denotes differentiation with respect to θ . In the CL setting, the maximum likelihood score $u^{ML}(\cdot, \theta) = \nabla \log f(\cdot, \theta)$ and the associated estimating equations $E_{F_n} u^{ML}(\theta) = 0$ are intractable due to difficulties in computing or specifying the full d -dimensional density $f(\cdot; \theta)$. Suppose, however, that one can obtain m tractable pdfs $f_1(s_1; \theta), \dots, f_m(s_m; \theta)$ for sub-vectors S_1, \dots, S_m of X , where each S_j has dimension much smaller than d . For example, S_1 could represent a single element of X like X_1 , a variable pair like (X_1, X_2) , or a conditional sub-vector like $(X_1, X_2)|X_1$. Typically, the total number of sub-models m grows quickly with d ; for instance, taking all variable pairs

in X results in $m = d(d - 1)/2$ candidate sub-likelihoods. The specific choice for the set of pdfs $\{f_j, j = 1, \dots, m\}$ is sometimes referred to as CL design (Lindsay et al., 2011) and is typically specified by the practitioner. For simplicity, here the CL design is treated as given, and we assume $f_1 = \dots = f_m$, as it is often the case in applications.

We focus on the maximum composite likelihood estimator (MCLE), $\hat{\theta}(w)$, defined as the solution to the CL estimating equations

$$0 = E_{F_n}[u(\theta, w)] = E_{F_n}[w_1 u_1(\theta) + \dots + w_m u_m(\theta)], \quad (1)$$

where $u_j(\cdot, \theta) = \nabla \log\{f_j(\cdot; \theta)\}$ is the j th partial score (sub-likelihood score) associated with the j th subset S_j of X . Here $w \in \mathbb{R}^m$ is a given vector of coefficients to be determined, which we refer to as composition rule. In addition to well-known computational advantages compared to MLE and flexible modeling, the MCLE enjoys first-order properties analogous to those of the maximum likelihood estimator (MLE). Since the partial scores commonly define unbiased estimating equations (i.e. $E u_j(\theta) = 0$ at $\theta = \theta^*$, for all $1 \leq j \leq m$), the CL score $u(\theta, w)$ in (1) is also unbiased, a property leading to consistency of $\hat{\theta}(w)$. Unfortunately, the MCLE does not have the same second-order properties as the MLE since the asymptotic variance of $\hat{\theta}(w)$ is generally different from the inverse of Fisher information $-E[\nabla u^{ML}(\theta^*)]$, with the two coinciding only in special families of models.

The choice of the composition rule w is crucial in determining both efficiency and computing cost associated with $\hat{\theta}(w)$. Established theory of unbiased estimating equations prescribes to find w so to minimize the asymptotic variance of $\hat{\theta}(w)$ (Heyde, 2008, Chapter 2), given by the inverse of the $p \times p$ Godambe information matrix

$$\mathcal{G}(\theta, w) = E\{\nabla u(\theta, w)\} \text{var}\{u(\theta, w)\}^{-1} E\{\nabla u(\theta, w)\}. \quad (2)$$

Although theoretically appealing, this is a notoriously difficult task due the well-known instability of common estimators of the term $\text{var}\{u(\theta, w)\}$ in $\mathcal{G}(\theta, w)$ (Lindsay et al., 2011).

On the other hand, the common practice of retaining all terms in (1) by choosing fixed $w_j \neq 0$ for all $j \geq 1$ (e.g. $w_j = 1, j \geq 1$) is undesirable from both computational and statistical efficiency perspectives, especially when the partial scores u_j exhibit pronounced correlation. Cox and Reid (2004) discuss the detrimental effect caused by the presence of many correlated scores on the variance of $\hat{\theta}(w)$ when n is small compared to m in pairwise likelihood estimation. In the most serious case where the correlation between scores is overwhelming, keeping all the terms in (1) may lead to lack of consistency for the implied MCLE $\hat{\theta}(w)$.

Motivated by the above considerations, we introduce a new method called sparse composite likelihood estimation and selection (SCLE) consisting of two main steps: a truncation Step (T-Step) and an estimation Step (E-Step). In the T-Step, the composition rule w is obtained by minimizing an approximate distance between the unknown full likelihood score $u^{ML}(\theta)$ and the CL score $u(\theta, w)$, subject to a ℓ_1 -norm constraint on w . This step may be viewed as maximizing statistical accuracy for given afforded computing. Alternatively it may be interpreted as minimizing the computing cost for given level of statistical efficiency. Due to the geometry of the ℓ_1 -norm, the resulting composition rule, say \hat{w} , contains a number of non-zero elements (see Lemma 3.1). While the most useful terms for improving MCLE’s statistical accuracy are retained, the noisy sub-likelihoods contributing little or no improvement are dropped. In the E-step, we solve the estimating equations (1) with $w = \hat{w}$ and find the final estimator $\hat{\theta}(\hat{w})$. Compared to traditional CL estimation, the main advantage of our approach is to reduce the computational burden, while retaining relatively high efficiency in large data sets. The reduced number of terms in the estimating equations (1) translates into fast computing and enhanced stability for the final estimator at a relatively small cost in terms of statistical efficiency.

The remainder of this paper is organized as follows. In Section 2, we describe the main methodology for simultaneous likelihood truncation and parameter estimation. In Section 3, we study the properties of the truncated composition rule and for the implied estimator

within a framework where both the sample size n and the data dimension d are allowed to diverge. Section 4 illustrates the properties of our methodology in the context of estimation of location and scale for multivariate normal models. In Section 5, we study the trade-off between computational and statistical efficiency in finite samples through numerical simulations. Section 6 concludes with final remarks. Technical lemmas used in our main results are deferred to the appendix.

2 Main methodology

Throughout the paper, we consider unbiased partial scores $\{u_j(\theta), 1 \leq j \leq m\}$ satisfying

$$Eu_j(\theta) = 0, \text{ for all } 1 \leq j \leq m, \quad (3)$$

when $\theta = \theta^*$ and assume that θ^* is the unique solution for all the equations in (3). The approach described in this section is applicable to problems with arbitrary sample size n and data dimension d , but we are mainly concerned with the situation where the data dimension d (and number of available sub-likelihood objects m) is large compared to the sample size n . Although we focus on log-likelihood partial scores for concreteness, our methodology and the properties in Section 3 remain essentially unchanged if $u_j(\theta)$ is any arbitrary unbiased M-estimating equation. For instance, when θ is a location parameter, a more appropriate choice in the presence of outliers may be the Huber-type partial score $u_j(\theta) = \psi(s_j - \theta)$, where $\psi(z) = -k$ if $z \leq -k$, $\psi(z) = z$ if $|z| \leq k$ and $\psi(z) = k$ if $z \geq k$, with $k > 0$. Another suitable choice in the same setting is the Lq-likelihood estimating equation of Ferrari and Yang (2010) defined by $u_j(\theta) = \nabla \log_q \{f_j(s_j; \theta)\}$, where $\log_q(z) = \log(z)$ if $q = 1$, and $\log_q(z) = (z^{1-q} - 1)/(1 - q)$ if $q \neq 1$.

In the rest of the paper we use $U(\theta)$ to denote the $p \times m$ matrix with column vectors $u_1(\theta), \dots, u_m(\theta)$ and define the $m \times m$ matrix $S(\theta) = U(\theta)^T U(\theta)$ with (jk) th entry $\{S(\theta)\}_{j,k} = u_j(\theta)^T u_k(\theta)$. We write $U_{\mathcal{A}}(\theta)$ for the sub-matrix of $U(\theta)$ with columns corre-

sponding to $\mathcal{A} \subseteq \{1, \dots, m\}$, while $U_{\setminus\mathcal{A}}(\theta)$ denotes the sub-matrix containing the remaining columns. Accordingly, we define the $|\mathcal{A}| \times |\mathcal{A}|$ matrix $S_{\mathcal{A}}(\theta) = U(\theta)_{\mathcal{A}}^T U_{\mathcal{A}}(\theta)$ and use $w_{\mathcal{A}}$ to denote the sub-vector of w with elements $\{w_j, j \in \mathcal{A}\}$, while $w_{\setminus\mathcal{A}}$ represents the vector containing all the elements in w not in $w_{\mathcal{A}}$.

2.1 Sparse and efficient estimating equations

Our main objective is to solve the CL estimating equations $0 = E_{F_n} u(\theta, w)$ defined in (1) with respect to θ using coefficients $w = w_{\lambda}(\theta)$ obtained by minimizing the ideal criterion

$$Q_{\lambda}(\theta, w) = \frac{1}{2} E \left\| u^{ML}(\theta) - \sum_{j=1}^m w_j u_j(\theta) \right\|_2^2 + \lambda \sum_{j=1}^m \alpha_j |w_j|, \quad (4)$$

where $\|\cdot\|_2$ denotes the Euclidean norm, $\lambda \geq 0$ is a given constant, and the α_j s are pre-set constants not depending on the data. For clarity of exposition, we set $\alpha_j = 1$ for all $j \geq 1$ in the remainder of the paper. The optimal solution $w_{\lambda}(\theta)$ is interpreted as one that maximizes the statistical accuracy of the implied CL estimator, subject to a given level of computing. Alternatively, $w_{\lambda}(\theta)$ may be viewed as to minimize the complexity of the CL equations, subject to given efficiency compared to MLE. The tuning constant λ balances the trade-off between statistical efficiency and computational burden

The first term in $Q_{\lambda}(\theta, w)$ aims to obtain efficient estimating equations by finding a CL score close to the ML score. When $\lambda = 0$ and $\theta = \theta^*$, the composition rule $w_0^* = w_0(\theta^*)$ is optimal in the sense that the score function $u(\theta, w_0^*)$ is closest to the MLE score $u^{ML}(\theta)$. Although this choice gives estimators with good statistical efficiency, it offers no control for the CL score complexity since all the partial likelihood scores are included in the final estimating equation. The second term $\lambda \sum_{j=1}^m \alpha_j |w_j|$ in (4) is a penalty discouraging overly complex estimating equations. In Section 3.1, we show that typically this form of penalty implies a number of elements in $w_{\lambda}(\theta)$ exactly zero for any $\lambda > 0$. For relatively large λ , many elements in $w_{\lambda}(\theta)$ are exactly zero, thus simplifying considerably the CL estimating

equations $0 = E_{F_n} u(\theta, w_\lambda(\theta))$. When a very large fraction of such elements is zero, we say that $w_\lambda(\theta)$ and the CL equations $0 = E_{F_n} u(\theta, w_\lambda(\theta))$ are sparse. Sparsity is a key advantage of our approach to reduce the computational burden when achievable without losing much statistical efficiency. On the other hand, if λ is too large, one risks to miss the information in some useful data subsets which may otherwise improve statistical accuracy.

2.2 Empirical criterion and one-step estimation

Obvious difficulties related to direct minimization of the ideal criterion $Q_\lambda(\theta, w)$ are the presence of the intractable likelihood score u^{ML} and the expectation depending on the unknown parameter θ^* . To address these issues, first note that, up to a negligible term not depending on w , Criterion (4) can be written as

$$\frac{1}{2} E \left\| \sum_{j=1}^m w_j u_j(\theta) \right\|_2^2 - \sum_{j=1}^m w_j E [u^{ML}(\theta)^T u_j(\theta)] + \lambda \sum_{j=1}^m \alpha_j |w_j|. \quad (5)$$

If $\theta = \theta^*$, we have $E[u^{ML}(\theta)u_j(\theta)^T] = E[u_j(\theta)u_j(\theta)^T]$. To see this, recall that partial scores are unbiased and differentiate both sides of $0 = E u_j(\theta)$ under appropriate regularity conditions. This result is used to eliminate the explicit dependency on the score u^{ML} . Finally, replacing expectations in (5) by empirical averages leads to the following empirical objective:

$$\widehat{Q}_\lambda(\theta, w) = \frac{1}{2} E_{F_n} \left\| \sum_{j=1}^m w_j u_j(\theta) \right\|_2^2 - \sum_{j=1}^m w_j E_{F_n} [u_j(\theta)^T u_j(\theta)] + \lambda \sum_{j=1}^m \alpha_j |w_j|. \quad (6)$$

Under appropriate regularity conditions, the empirical criterion (6) estimates consistently the population criterion (4) up to an irrelevant constant not depending on w , with the caveat that θ must be close to θ^* . These considerations motivate the following estimation strategy:

- 1) *T-Step*. Given a preliminary root- n consistent estimator $\widehat{\theta}$, compute the truncated

composition rule \widehat{w}_λ by solving

$$\widehat{w}_\lambda = \underset{w \in \mathbb{R}^m}{\operatorname{argmin}} \widehat{Q}_\lambda(\widehat{\theta}, w). \quad (7)$$

2) *E-Step*. Update the parameter estimator by the one-step Newton-Raphson iteration

$$\widehat{\theta}_\lambda = \widehat{\theta} - \left[E_{F_n} \nabla u(\widehat{\theta}, \widehat{w}_\lambda) \right]^{-1} E_{F_n} u(\widehat{\theta}, \widehat{w}_\lambda). \quad (8)$$

Theorem 3.2 shows that the convex minimization problem in the T-Step has unique solution. Particularly, let $\widehat{\mathcal{E}} \subseteq \{1, \dots, m\}$ is the subset of partial scores such that

$$\left| E_{F_n} \left\{ u_j(\widehat{\theta})^T r_j(\widehat{\theta}, \widehat{w}_\lambda) \right\} \right| \geq \lambda, \quad (9)$$

where r_j is the pseudo-residual defined by $r_j(\theta, w) = u_j(\theta) - u(\theta, w)$ and write $\setminus \widehat{\mathcal{E}}$ for the set $\{1, \dots, m\} \setminus \widehat{\mathcal{E}}$. Then the solution of the T-Step is

$$\widehat{w}_{\lambda, \widehat{\mathcal{E}}} = \left\{ E_{F_n} S_{\widehat{\mathcal{E}}}(\widehat{\theta}) \right\}^{-1} \left\{ \operatorname{diag}\{E_{F_n} S_{\widehat{\mathcal{E}}}(\widehat{\theta})\} - \lambda \operatorname{sign}(\widehat{w}_{\lambda, \widehat{\mathcal{E}}}) \right\}, \quad \widehat{w}_{\lambda, \setminus \widehat{\mathcal{E}}} = 0, \quad (10)$$

where: $S_{\widehat{\mathcal{E}}} = U_{\widehat{\mathcal{E}}}^T U_{\widehat{\mathcal{E}}}$ and $U_{\widehat{\mathcal{E}}}$ is a matrix with column vectors $\{u_j, j \in \widehat{\mathcal{E}}\}$; $\operatorname{sign}(w)$ is the vector sign function with j th element taking values -1 , 0 and 1 if $w_j < 0$, $w_j = 0$ and $w_j > 0$, respectively; and $\operatorname{diag}(A)$ denotes the diagonal of the square matrix A .

More insight on the meaning of (9) may be useful. Differentiating (5) in $w_j \neq 0$ and then expanding around θ^* under Conditions C.1 and C.2 in Section 3.1 gives

$$E_{F_n} \left\{ u_j(\widehat{\theta})^T r_j(\widehat{\theta}, w) \right\} = E \left\{ u_j(\theta^*)^T \left[u^{ML}(\theta^*) - u(\theta^*, w) \right] \right\} + o_p(1). \quad (11)$$

Combining (9) and (11) highlights that the j th partial likelihood score $u_j(\theta)$ is selected when it is sufficiently correlated with the residual difference $u^{ML}(\theta) - u(\theta, w)$. Hence, our

criterion retains only those u_j s which are maximally useful to explain the gap between the full likelihood score $u^{ML}(\theta)$ and the CL score $u(\theta, w)$, while it drops the remaining scores.

When $\lambda = 0$, we have $\widehat{\mathcal{E}} = \{1, \dots, m\}$ meaning that the corresponding composition rule \widehat{w}_0 does not contain zero elements. From (10) for $\lambda = 0$ it is required that the empirical covariance matrix for all partial scores $E_{F_n} S(\widehat{\theta})$ is non-singular which is violated when $n < m$. Even for $n > m$, however, $E_{F_n} S(\widehat{\theta})$ may be nearly singular due to the presence of largely correlated partial scores. On the other hand, setting $\lambda > 0$ always gives a non-singular matrix $E_{F_n} S_{\widehat{\mathcal{E}}}(\widehat{\theta})$ and guarantees existence of $\widehat{w}_{\lambda, \widehat{\mathcal{E}}}$.

The proposed approach requires an initial root- n consistent estimator, which is often easy to obtain when the partial scores are unbiased. One simple option entails solving $E_{F_n} u(w, \theta) = 0$ with $w = (1, \dots, 1)^T$. If m is large, one may choose w by the stochastic CL strategy of [Dillon and Lebanon \(2010\)](#), where the elements of w may be set as either 0 or 1 randomly according to some user-specified scheme. Although the initial estimator $\widehat{\theta}$ could be quite inefficient, the one-step update (8) improves upon this situation. Moreover, the estimator $\widehat{\theta}_\lambda$ and coefficients \widehat{w}_λ can be refined by iterating the T-Step (with $\widehat{\theta} = \widehat{\theta}_\lambda$) and the E-Step a few times.

2.3 Computational aspects: LARS implementation and selection of λ

The empirical composition rule \widehat{w}_λ in (7) cannot be computed using derivative-based approaches due to non-differentiability of $\widehat{Q}_\lambda(\widehat{\theta}, w)$. To address this issue, we propose an implementation based on the least-angle regression (LARS) algorithm of [Efron et al. \(2004\)](#) originally developed for sparse parameter estimation in the context of linear regression models. For given $\theta = \widehat{\theta}$, our implementation of LARS minimizes $\widehat{Q}_\lambda(\widehat{\theta}, w)$ by including one score $u_j(\widehat{\theta})$ at the time in the composite likelihood score $u(\widehat{\theta}, w)$. In each step, the score with the largest correlation with the currently available residual difference $u_j(\widehat{\theta}) - u(\widehat{\theta}, w)$ is included, followed by an adjustment step on w . The numerical examples in Section 5, suggest that

our implementation of the LARS algorithm for CL selection is very fast. In at most $m \times p$ steps, it returns a path of estimated composition rules $\widehat{w}_{\lambda_1}, \dots, \widehat{w}_{\lambda_m}$, where λ_j here is the value of the tuning constant λ in (6) at which the j th partial score enters the CL estimating equation.

Selection of λ is of practical importance since it balances the trade-off between statistical and computational efficiency. For a given budget on afforded computing, say λ^* , we include one partial score at the time, for example using the LARS approach above, and stop when we reach $\widehat{\lambda} = \max\{\lambda : \phi(\lambda) > \tau\}$, for some user-specified $0 < \tau \leq 1$, where

$$\phi(\lambda) = \frac{\text{tr}\{E_{F_n} S_\lambda(\widehat{\theta})\}}{\text{tr}\{E_{F_n} S(\widehat{\theta})\}} I(\lambda > \lambda^*). \quad (12)$$

Here $E_{F_n} S_\lambda = E_{F_n} U_\lambda^T U_\lambda$ denotes the empirical covariance matrix for the selected partial scores indexed by the set $\widehat{\mathcal{E}}_\lambda = \{j : \widehat{w}_{\lambda,j} \neq 0\}$. The criterion $\phi(\lambda)$ can be viewed as the proportion of score variability explained by currently selected partial scores. In practice, we choose τ close to 1, such as $\tau = 0.9, 0.95$ or 0.99 . If the computing budget is reached, we set $\widehat{\lambda} = \lambda^*$. In analogy with principal component analysis, the selected combination of scores accounts for the largest variability in the collection of empirical scores.

3 Properties

This section investigates the asymptotic behavior of the sparse composition rule \widehat{w}_λ and the corresponding SCLE $\widehat{\theta}_\lambda$ defined in (8) within a setting where m – the number of candidate partial likelihoods – is allowed to grow with the sample size n . We use $m^* = E\|u^{ML}(\theta^*)\|_2^2$ to denote the trace of Fisher information based on the full likelihood. Here m^* may be interpreted as the maximum knowledge about θ if the full likelihood score u^{ML} were available. Although m^* can grow with m , reflecting the rather natural notion the one can learn more about the true model as the overall data size increases, it is not allowed to grow as fast as n ; e.g., $m^* = o(\log n)$. This is a rather common situation in CL estimation occurring, for

instance, when the sub-likelihood scores are substantially correlated or they are independent but with heterogeneous and increasing variances (see examples in Section 4.1).

3.1 Sparsity and optimality of the composition rule

In this section, we give conditions ensuring uniqueness of the empirical composition rule \widehat{w}_λ and weak convergence to its population counterpart w_λ^* . To this end, we work θ within the root- n neighborhood of θ^* , $\Theta_n = \{\theta : \|\theta - \theta^*\| < c_0 n^{-1/2}\}$, for some $c_0 > 0$, and assume the following regularity conditions on $S(\theta)$:

C.1 There exist positive constants $c_1, c_2 > 0$ such that $E\{\sup_{\theta \in \Theta_n} S(\theta)_{j,k}\} < c_1$, and $Var\{\sup_{\theta \in \Theta_n} S(\theta)_{j,k}\} < c_2$, for all $j, k \geq 1$.

C.2 Each element $ES(\theta)_{j,k}$ is continuous with uniformly bounded first and second order derivatives on Θ_n .

Our analysis begins by deriving the Karush-Kuhn-Tucker Condition (KKTC) (Kuhn, 2014) for the population objective $Q_\lambda(\theta^*, w)$ defined in (4). The KKTC characterizes the amount of sparsity – and, the computational complexity – associated with the selected estimating equations depending on the value of the tuning constant λ . Let $c(\theta, w) = \text{diag}(S(\theta)) - S(\theta)w$, where $S(\theta) = U(\theta)U(\theta)^T$ is as defined in Section 2

Lemma 3.1 (KKTC). *Under Condition C.1, the minimizer w_λ^* of $Q_\lambda(\theta^*, w)$ defined in (4) satisfies*

$$E\{c(\theta^*, w_\lambda^*)_j\} = \lambda \cdot \gamma_j, \quad j = 1, \dots, m,$$

where $\gamma_j \in \{1\}$ if $w_{\lambda,j}^* > 0$, $\gamma_j \in \{-1\}$ if $w_{\lambda,j}^* < 0$, and $\gamma_j \in [-1, 1]$ if $w_{\lambda,j}^* = 0$; $c(\cdot, \cdot)_j$ is the j th element of vector $c(\cdot, \cdot)$.

Proof. Let $d_j = -Ec(\theta^*, w_\lambda^*)_j + \lambda \cdot \text{sign}(w_{\lambda,j}^*)$ and note that the Taylor expansion of $Q_\lambda(\theta^*, w_\lambda^*)$ around $w_{\lambda,j}^* \neq 0$ is

$$Q_\lambda(\theta^*, w_\lambda^* + \epsilon) = Q_\lambda(\theta^*, w_\lambda^*) + \epsilon d_j + \frac{\epsilon^2}{2} \text{tr}\{I_j(\theta^*)\}, \quad (13)$$

where $\epsilon = (0, \dots, \epsilon_j, \dots, 0)^T$, and $I_j(\theta^*) = E[u_j(\theta^*)u_j(\theta^*)^T]$ is the $p \times p$ Fisher information matrix for the j th likelihood component, and $\text{tr}\{I_j(\theta^*)\} < c_1$ by Condition C.1.

If $w_{\lambda,j}^* \neq 0$, we have $d_j = 0$. Otherwise, if $d_j \neq 0$, choosing ϵ_j such that $\text{sign}(\epsilon_j) = -\text{sign}(d_j)$ and $|\epsilon_j| < 2|d_j|/c_1$, implies $Q_\lambda(\theta^*, w_\lambda^* + \epsilon) < Q_\lambda(\theta^*, w_\lambda^*)$, but this is a contradiction since w_λ^* minimizes $Q_\lambda(\theta^*, \cdot)$. If $w_{\lambda,j}^* = 0$, we need to show $|Ec(\theta^*, w_\lambda^*)_j| \leq \lambda$. Assume $|Ec(\theta^*, w_\lambda^*)_j| > \lambda$ and take ϵ_j such that $\text{sign}(\epsilon_j) = \text{sign}(Ec(\theta^*, w_\lambda^*)_j)$ and $|\epsilon_j| < 2|Ec(\theta^*, w_\lambda^*)_j - \lambda|/c_1$. Then $\epsilon d_j + \epsilon^2 \text{tr}\{I(\theta^*)\}/2 < -|\epsilon_j|(|Ec(\theta^*, w_\lambda^*)_j| - \lambda) + \epsilon^2 c_1/2 < 0$, which implies $Q_\lambda(\theta^*, w_\lambda^* + \epsilon) < Q_\lambda(\theta^*, w_\lambda^*)$. But this is contradicted by w_λ^* being the minimizer of Q_λ . Hence, $Ec(\theta^*, w_\lambda^*)_j = \lambda \cdot \gamma_j$, for all $j = 1, \dots, m$. \square

An argument analogous to that used in the proof of Lemma 3.1 leads to the KKTC for \widehat{w}_λ , the minimizer of the empirical loss $\widehat{Q}(\widehat{\theta}, w)$. Specifically, for \widehat{w}_λ we have $E_{F_n} c(\widehat{\theta}, \widehat{w}_\lambda)_j = \lambda \cdot \widehat{\gamma}_j$, $j = 1, \dots, m$, where $\widehat{\gamma}_j \in \{1\}$ if $\widehat{w}_{\lambda,j} > 0$, $\widehat{\gamma}_j \in \{-1\}$ if $\widehat{w}_{\lambda,j} < 0$, and $\widehat{\gamma}_j \in [-1, 1]$ if $\widehat{w}_{\lambda,j} = 0$.

Lemma 3.1 has important implications in our current setting, since it relates λ to the size of the covariance between the j th sub-likelihood score $u_j(\theta)$ and the residual difference $u^{ML}(\theta) - u(\theta, w)$ at $\theta = \theta^*$. Particularly, if such a covariance is sufficiently small, i.e.

$$\lambda > E\{c(\theta^*, w_\lambda^*)_j\} = |E\{u_j(\theta^*) [u(\theta^*, w_\lambda^*) - u_j(\theta^*)]\}| = |E\{u_j(\theta^*) [u(\theta^*, w_\lambda^*) - u^{ML}(\theta^*)]\}|,$$

then the correspondent coefficient is $w_{\lambda,j}^* = 0$. Thus, the tuning parameter λ controls the level of sparsity of the composite score $u(\theta^*, w_\lambda^*)$ by forcing the weights of those non-important score components with small pseudo-covariance $c(\theta^*, w_\lambda^*)_j$ to be exactly zero.

For uniqueness of w_λ^* and \widehat{w}_λ , a simple condition is that the partial scores cannot replace each other, i.e. we require that the scores are in general position. Specifically, we say that the score components u_1, \dots, u_m are in general position if any affine subspace $\mathbb{L} \subset \mathbb{R}^m$ of dimension $l < m$ contains at most $l + 1$ elements of $\{\pm u_1, \dots, \pm u_m\}$ excluding antipodal pairs of points.

C.3 The partial scores $u_j(x, \theta)$, $j \geq 1$, are continuous and in general position with probability 1 for all $\theta \in \Theta_n$.

Theorem 3.2. *Under Conditions C.1-C.3 the solution of the T-Step, \hat{w}_λ , defined in (7) is unique and is given by (10) for any $\lambda > 0$. Moreover, \hat{w}_λ contains at most $np \wedge m$ non-zero elements.*

Proof. Let $\hat{\mathcal{E}} = \{j \in \{1, \dots, m\} : |\hat{\gamma}_j| = 1\}$ to be the index set of non-zero elements of \hat{w}_λ where where γ_j is as defined after Lemma 3.1. First note that the composite likelihood score $u(\hat{\theta}, \hat{w}_\lambda) = U(\hat{\theta})^T \hat{w}_\lambda$ is unique for all solutions \hat{w}_λ which minimize $\hat{Q}_\lambda(\hat{\theta}, \cdot)$ defined in (6), due to strict convexity of $\hat{Q}_\lambda(\hat{\theta}, w)$. Uniqueness of $u(\hat{\theta}, \hat{w}_\lambda)$ implies that $\hat{\gamma}$ and the corresponding index set $\hat{\mathcal{E}}$ are unique by Lemma 3.1.

Next, to show uniqueness of $\hat{w}_{\lambda, j}$ for all $j \in \hat{\mathcal{E}}$, we first note that the square matrix $E_{F_n}[U_{\hat{\mathcal{E}}}(\hat{\theta})^T U_{\hat{\mathcal{E}}}(\hat{\theta})]$ has full rank. Otherwise, some row the matrix can be written as a linear combination of other rows in the set $\hat{\mathcal{E}}$, i.e. $E_{F_n}[u_k(\hat{\theta})^T U_{\hat{\mathcal{E}}}(\hat{\theta})] = \sum_{k \neq j} a_j E_{F_n}[u_j(\hat{\theta})^T U_{\hat{\mathcal{E}}}(\hat{\theta})]$. Then Lemma 3.1 implies also the event $E_{F_n} u_k(\hat{\theta})^2 - \sum_{j \neq k} a_j E_{F_n} u_j(\hat{\theta})^2 = \lambda \hat{\gamma}_k - \sum_{j \neq k} a_j \lambda \hat{\gamma}_j$ for the same set of coefficients a_j s, which has probability equals to 0 since each u_j is continuous and random. Thus, $E[U_{\hat{\mathcal{E}}}(\hat{\theta}) U_{\hat{\mathcal{E}}}(\hat{\theta})^T]$ has full rank, meaning that the size of $\hat{\mathcal{E}}$ satisfies $|\hat{\mathcal{E}}| \leq np \wedge m$. For fixed $w_j = 0$, $j \in \setminus \hat{\mathcal{E}}$, full rank of $E[U_{\hat{\mathcal{E}}}(\hat{\theta}) U_{\hat{\mathcal{E}}}(\hat{\theta})^T]$ implies strict convexity of $\hat{Q}_\lambda(\hat{\theta}, w_{\lambda, \hat{\mathcal{E}}})$ where $w_{\lambda, \hat{\mathcal{E}}}$ is the sub-vector of w containing elements indexed by $\hat{\mathcal{E}}$. Hence, $\hat{w}_{\lambda, \hat{\mathcal{E}}}$ is unique. \square

The arguments in Theorem 3.2 go through essentially unchanged for the population composition rule w_λ^* by showing the full rank of $E[U_{\mathcal{E}}(\theta^*)^T U_{\mathcal{E}}(\theta^*)]$ using Condition C.3 and Lemma 3.1, where \mathcal{E} is the index set of non-zero elements in w_λ^* . This implies also uniqueness of w_λ^* . Next, we turn to convergence of the empirical composition rule \hat{w}_λ to w_λ^* , thus showing that the objective $\hat{Q}_\lambda(\hat{\theta}, w)$ (6) is a suitable replacement for the intractable criterion $Q_\lambda(\theta, w)$ (4). Since criterion

$$\hat{Q}_\lambda(\hat{\theta}, w) = w^T E_{F_n} \{S(\hat{\theta})\} w / 2 - E_{F_n} \{\text{diag}(S(\hat{\theta}))\}^T w + \lambda \|w\|_1$$

is used as an approximation of the population criterion $Q_\lambda(\theta^*, w)$ defined in (4), clearly the distance between $E_{F_n}S(\hat{\theta})$ and $ES(\theta^*)$ affects the accuracy of such an approximation. Let $r_1 = \sup_{\theta \in \Theta_n} \|E_{F_n}S(\theta) - ES(\theta^*)\|_2$ be the supreme variation between matrices $E_{F_n}S(\hat{\theta})$ and $ES(\theta^*)$, where $\|A\|_2$ is the matrix induced 2-norm for matrix A . As $n \rightarrow \infty$, the rate at which r_1 goes to 0 depends mainly on the number of partial scores m and the behavior of the random elements in S , which can vary considerably in different models. For example, when the elements of $S(\theta)$ are sub-Gaussian, one needs only $\log(m)/n = o(1)$ (Cai et al., 2010). In more general cases, $m^4/n = o(1)$ suffices to ensure $r_1 = o_p(1)$ (Vershynin, 2012).

Next we investigate how m and m^* should increase compared to r_1 when $\lambda \rightarrow 0$ as $n \rightarrow \infty$ to ensure a suitable behavior for \hat{w}_λ . To obtain weak convergence of \hat{w}_λ to w_λ^* , we introduce the additional requirement that the covariance matrix of the partial scores $ES(\theta^*)$ does not shrink to zero too fast.

C.4 There exists a sequence c_n , such that $c_n \frac{\lambda^2}{r_1 m^{*2}} \rightarrow \infty$ and $x^T ES(\theta^*)x \geq c_n \|x\|_1$ for any $x \in \mathbb{R}^m$, as $n \rightarrow \infty$.

Condition C.4 is analogous to the compatibility condition in ℓ_1 -penalized least-squares estimation for regression (Bühlmann and Van De Geer, 2011), where it ensures a good behavior of the observed design matrix of regressors. Differently from the sparse regression setting, where Condition C.4 is applied to the set of true nonzero regression coefficients, here no sparsity assumption on the composition rule w is imposed.

Theorem 3.3. *Under Conditions C.1-C.4, if $r_1 m^{*2} \lambda^{-2} = o_p(1)$ then $\|\hat{w}_\lambda - w_\lambda^*\|_1 \xrightarrow{P} 0$, as $n \rightarrow \infty$.*

Proof. From Lemma 7.3, $E_{F_n} \|U(\hat{\theta})(\hat{w}_\lambda - w_\lambda^*)\|_2^2 = o_p(1)$. Note that

$$\begin{aligned} E_{F_n} \|U(\hat{\theta})(\hat{w}_\lambda - w_\lambda^*)\|_2^2 &= (\hat{w}_\lambda - w_\lambda^*)^T E_{F_n} S(\hat{\theta})(\hat{w}_\lambda - w_\lambda^*) \\ &= (\hat{w}_\lambda - w_\lambda^*)^T ES(\theta^*)(\hat{w}_\lambda - w_\lambda^*) + (\hat{w}_\lambda - w_\lambda^*)^T \left\{ E_{F_n} S(\hat{\theta}) - ES(\theta^*) \right\} (\hat{w}_\lambda - w_\lambda^*), \end{aligned}$$

and the second term of the last equality is $O_p(r_1 m^{*2} \lambda^{-2})$ by Lemma 7.2. Thus, $(\widehat{w}_\lambda - w_\lambda^*)^T ES(\theta^*)(\widehat{w}_\lambda - w_\lambda^*) = O_p(r_1 m^{*2} \lambda^{-2})$, which implies $\|\widehat{w}_\lambda - w_\lambda^*\|_1 \xrightarrow{P} 0$ by Condition C.4. \square

Corollary 3.4. *Let λ be a sequence such that $\lambda \rightarrow 0$ as $n \rightarrow \infty$. Under Conditions C.1-C.4, if $r_1 m^{*2} \lambda^{-2} = o_p(1)$, we have*

$$\sup_{\theta \in \Theta_n} E_{F_n} \|u(\theta, \widehat{w}_\lambda) - u(\theta, w_\lambda^*)\|_2 \xrightarrow{P} 0, \quad \text{as } n \rightarrow \infty. \quad (14)$$

Proof. From Lemma 7.3, $E_{F_n} \|u(\widehat{\theta}, \widehat{w}_\lambda) - u(\widehat{\theta}, w_\lambda^*)\|_2^2 = o_p(1)$. The result follows by noting that for any $\theta \in \Theta_n$, the difference $E_{F_n} \|u(\theta, \widehat{w}_\lambda) - u(\theta, w_\lambda^*)\|_2^2 - E_{F_n} \|u(\widehat{\theta}, \widehat{w}_\lambda) - u(\widehat{\theta}, w_\lambda^*)\|_2^2 = (\widehat{w}_\lambda - w_\lambda^*)^T E_{F_n} [S(\theta) - S(\widehat{\theta})](\widehat{w}_\lambda - w_\lambda^*)$ is $o_p(1)$ according to Conditions C.1, C.2 and Theorem 3.3 \square

Corollary 3.4 states that the composite likelihood score $u(\theta, \widehat{w}_\lambda)$ is a reasonable approximation to $u(\theta, w_\lambda^*)$. Particularly, even for λ close to zero, the composite score $u(\theta, \widehat{w}_\lambda)$ still uses a fraction $|\widehat{\mathcal{E}}|/m$ of sub-likelihood components. At the same time $u(\theta, \widehat{w}_\lambda)$ is near the optimal score $u(\theta, w_0^*)$, where w_0^* is the composition rule yielding the closest CL score $u(\theta)$ to the maximum likelihood score $u^{ML}(\theta)$. Moreover, the implied Godambe information

$$\mathcal{G}(\theta, \widehat{w}_\lambda) = E\{\nabla u(\theta, \widehat{w}_\lambda)\} \text{var}\{\nabla u(\theta, \widehat{w}_\lambda)\}^{-1} E\nabla\{u(\theta, \widehat{w}_\lambda)\}$$

is expected to be close to $\mathcal{G}(\theta, w)$ with $w = w_0^*$. However, while the MCLE based on w_0^* (or other choice of $w_j \neq 0, j \geq 1$) may be unavailable or computationally intractable due to common difficulties in estimating $\text{var}\{\nabla u(\theta, w_0^*)\}$ (Lindsay et al., 2011; Varin et al., 2011), our truncated composition rule \widehat{w}_λ implies a more stable estimation of $\mathcal{G}(\theta, \widehat{w}_\lambda)$ by requiring only a fraction of scores.

3.2 Asymptotic behavior of the one-step SCLE

In this section, we show consistency and give the asymptotic distribution for the SCLE $\widehat{\theta}_\lambda = \widehat{\theta}(\widehat{w}_\lambda)$ defined in the E-Step (8). One advantage of one-step estimation is that consistency and asymptotic normality are treated separately. The one-step estimator $\widehat{\theta}_\lambda$ inherits the properties leading to consistency from the preliminary estimator $\widehat{\theta}$, under standard requirements on $S(\theta)$. For normality, additional conditions on the sub-likelihood scores are needed. Let $H(\theta)$ be the $p \times mp$ matrix obtained by stacking all the $p \times p$ sub-matrices $\nabla u_j(\theta)$. Let $r_2 = \sup_{\theta \in \Theta_n} \max_{j,k} |E_{F_n} H(\theta)_{j,k} - EH(\theta^*)_{j,k}|$ be the maximum variation between the empirical and the optimal Hessian matrices. Let $r_3 = \sup_{\theta \in \Theta_n} \max_j \|E_{F_n} u_j(\widehat{\theta}) - Eu_j(\theta^*)\|_1$ be the supreme variation between empirical scores and their expected value around Θ_n . In the rest of this section, we use $J_\lambda^* = Cov[u(\theta^*, w_\lambda^*)]$ and $K_\lambda^* = -E\nabla u(\theta^*, w_\lambda^*)$ to denote the population variability and sensitivity $p \times p$ matrices, respectively, both depending implicitly on n . We further assume:

C.5 There exist positive constants c_5 and c_6 such that $E[\sup_{\theta \in \Theta_n} H(\theta)_{j,k}] < c_5$, and

$$Var[\sup_{\theta \in \Theta_n} H(\theta)_{j,k}] < c_6, \text{ for all } j, k \geq 1.$$

C.6 Each element $EH(\theta)_{j,k}$, $j, k \geq 1$ of the matrix $EH(\theta)$ is continuous with uniformly bounded first and second derivatives on $\theta \in \Theta_n$.

Theorem 3.5. *Suppose there exist $N > 0$ such that K_λ^* is non-singular with all eigenvalues bounded away from 0 for all $n > N$. Under Conditions C.1 - C.6, if $r_1 m^{*2} \lambda^{-2} = o_p(1)$, $r_2 \sqrt{m^*} \lambda^{-1} = o_p(1)$ and $r_3 m^* \lambda^{-1} = o_p(1)$, then as $n \rightarrow \infty$ we have*

$$(i) \quad \|\widehat{\theta}_\lambda - \theta^*\|_1 \xrightarrow{P} 0, \text{ and}$$

$$(ii) \quad \sqrt{n} J_\lambda^{*-1/2} K_\lambda^* (\widehat{\theta}_\lambda - \theta^*) \xrightarrow{D} N_p(0, I),$$

where $J_\lambda^* = Cov[u(\theta^*, w_\lambda^*)]$ and $K_\lambda^* = -E\nabla u(\theta^*, w_\lambda^*)$ denote $p \times p$ population variability and sensitivity matrices.

Proof. Without loss of generality, we only prove the case $p = 1$. Since p is fixed, the proof can be easily generalized to the case $p > 1$ without additional conditions. Let $\widehat{K}_\lambda = -E_{F_n} \nabla u(\widehat{\theta}, \widehat{w}_\lambda)$ be the empirical sensitivity matrix. Then $\widehat{\theta}_\lambda$ can be written as $\widehat{\theta}_\lambda = \widehat{\theta} + \widehat{K}_\lambda^{-1} E_{F_n} u(\widehat{\theta}, \widehat{w}_\lambda)$, with $\widehat{\theta}$ being a consistent preliminary estimator. Note that $E u(\theta^*, w_\lambda^*) = 0$ and

$$\begin{aligned} \|E_{F_n} u(\widehat{\theta}, \widehat{w}_\lambda) - E u(\theta^*, w_\lambda^*)\|_1 &\leq \|E_{F_n} u(\widehat{\theta}, \widehat{w}_\lambda) - E_{F_n} u(\widehat{\theta}, w_\lambda^*)\|_1 \\ &+ \|E_{F_n} u(\widehat{\theta}, w_\lambda^*) - E_{F_n} u(\theta^*, w_\lambda^*)\|_1 + \|E_{F_n} u(\theta^*, w_\lambda^*) - E u(\theta^*, w_\lambda^*)\|_1. \end{aligned} \quad (15)$$

The first term on the right hand side of (15) is $o_p(1)$ by Lemma 7.3. The second term is $o_p(1)$ since $\|E_{F_n} u(\widehat{\theta}, w_\lambda^*) - E_{F_n} u(\theta^*, w_\lambda^*)\|_1 \leq \max_j |E_{F_n} u_j(\widehat{\theta}) - E_{F_n} u_j(\theta^*)| \|w_\lambda^*\|_1$, which converges to 0 by Theorem's assumptions and Lemma 7.2. The last term of (15) is also $o_p(1)$ by the Law of Large Numbers. This shows that $E_{F_n} u(\widehat{\theta}, \widehat{w}_\lambda) \xrightarrow{P} 0$. Moreover, from Lemma 7.4, $\|\widehat{K}_\lambda - K_\lambda^*\|_1 = o_p(1)$. Since K_λ^* has all eigenvalues bounded away from 0 for large n , we have $\widehat{K}_\lambda^{-1} E_{F_n} u(\widehat{\theta}, \widehat{w}_\lambda) \xrightarrow{P} 0$. Since $\widehat{\theta} \xrightarrow{P} \theta^*$, we have $\widehat{\theta}_\lambda = \widehat{\theta} + \widehat{K}_\lambda^{-1} E_{F_n} u(\widehat{\theta}, \widehat{w}_\lambda) \xrightarrow{P} \theta^*$, which shows part (i) of the theorem.

To show normality in (ii), re-arrange $\widehat{\theta}_\lambda = \widehat{\theta} + \widehat{K}_\lambda^{-1} E_{F_n} u(\widehat{\theta}, \widehat{w}_\lambda)$ and obtain

$$\begin{aligned} \widehat{K}_\lambda (\widehat{\theta}_\lambda - \theta^*) &= \widehat{K}_\lambda (\widehat{\theta} - \theta^*) + E_{F_n} u(\widehat{\theta}, \widehat{w}_\lambda) = E_{F_n} u(\theta^*, \widehat{w}_\lambda) + [\widehat{K}_\lambda - \widetilde{K}_\lambda] (\widehat{\theta} - \theta^*) \\ &= E_{F_n} u(\theta^*, w_\lambda^*) + [E_{F_n} u(\theta^*, \widehat{w}_\lambda) - E_{F_n} u(\theta^*, w_\lambda^*)] + [\widehat{K}_\lambda - \widetilde{K}_\lambda] (\widehat{\theta} - \theta^*), \end{aligned} \quad (16)$$

where $\widetilde{K}_\lambda = -E_{F_n} \nabla u(\widetilde{\theta}, \widehat{w}_\lambda)$ and $\widetilde{\theta}$ is some value between $\widehat{\theta}$ and θ^* . The second equality follows from the first-order expansion of $E_{F_n} u(\theta^*, \widehat{w})$ at $\widehat{\theta}$. For the first term in (16), we have $\sqrt{n} J_\lambda^{*-1/2} E_{F_n} u(\theta^*, w_\lambda^*) \xrightarrow{D} N_p(0, I)$, since the Lindeberg-Feller Central Limit Theorem applies to $u(\theta^*, w_\lambda^*)$ by Lemma 7.6. By Lemma 7.5 $J_\lambda^* = O(m^*)$, so the first term in (16) is $O_p(\sqrt{m^*/n})$. The second term in (16) $E_{F_n} u(\theta^*, \widehat{w}_\lambda) - E_{F_n} u(\theta^*, w_\lambda^*) = E_{F_n} U(\theta^*)^T (\widehat{w}_\lambda - w_\lambda^*)$ is of smaller order compared to first term $E_{F_n} u(\theta^*, w_\lambda^*) = E_{F_n} U(\theta^*)^T w_\lambda^*$ since $\|\widehat{w}_\lambda - w_\lambda^*\| \xrightarrow{P} 0$

by Theorem 3.3. For the last term in (16), we have

$$\begin{aligned}
|(\widehat{K}_\lambda - \widetilde{K}_\lambda)(\widehat{\theta} - \theta^*)|_1 &\leq \left\{ \max_j \left| E_{F_n} \nabla u_j(\widehat{\theta}) - E \nabla u_j(\theta^*) \right| \right. \\
&\quad \left. + \max_j \left| E_{F_n} \nabla u_j(\widetilde{\theta}) - E \nabla u_j(\theta^*) \right| \right\} \|\widehat{w}_\lambda\|_1 |\widehat{\theta} - \theta^*| \\
&\leq 2r_2 \|\widehat{w}_\lambda\|_1 |\widehat{\theta} - \theta^*|.
\end{aligned} \tag{17}$$

and the last expression in (17) is $o_p(r_2 m^* n^{-1/2} \lambda^{-1})$ by Lemma 7.2. Theorem's assumption that $r_1 m^{*2} \lambda^{-2} = o_p(1)$ implies that the last term in (16) is of smaller order compared to the first term. Finally, since $\|\widehat{K}_\lambda - K_\lambda^*\|_1 = o_p(1)$ according to Lemma 7.4, Slutsky's Theorem implies the desired result. \square

Consistency and asymptotic normality for the one-step estimator $\widehat{\theta}_\lambda$ follow mainly from \widehat{w}_λ converging in probability to the target composition rule w_λ^* . Since each sub-likelihood score is unbiased and asymptotically normal, their linear combination is also normally distributed. The overall convergence rate is given by $\|\sqrt{n} J_\lambda^{*-1/2} K_\lambda^*\|_1$ which is of order between \sqrt{n} and \sqrt{nm} . The actual order depends on the underlying correlation between partial scores u_1, \dots, u_m . While the optimal rate \sqrt{nm} is achieved when the scores are perfectly independent, combining highly correlated scores into the final estimating equation will give rates closer to \sqrt{n} .

4 Examples for special families of models

In this section, we illustrate the SCLE through estimation of location and scale estimation for special multivariate normal models.

4.1 Estimation of common location for heterogeneous variates

Let $X \sim N_m(\theta 1_m, \Sigma)$, where the $m \times m$ covariance matrix Σ has off-diagonal elements σ_{jk} ($j \neq k$) and diagonal elements σ_k^2 ($j = k$). Computing the MLE of θ requires Σ^{-1} and in

practice Σ is replaced by the MLE $\widehat{\Sigma} = E_{F_n} X^T X$. When $n < m$, $\widehat{\Sigma}$ is singular and the MLE of θ is not available in practice, whilst CL estimation is still feasible. The j th partial score is $u_j(\theta) = (X_j - \theta)/\sigma_j^2$ and the CL estimating equation (1) based on the sample $X^{(1)}, \dots, X^{(n)}$ is

$$0 = E_{F_n} u(\theta, w) = \sum_{j=1}^m \frac{w_j}{n\sigma_j^2} \sum_{i=1}^n (X_j^{(i)} - \theta),$$

leading to the profiled MCLE

$$\widehat{\theta}(w) = \left(\sum_{j=1}^m w_j \sigma_j^{-2} \bar{X}_j \right) / \left(\sum_{j=1}^m w_k \sigma_j^{-2} \right), \quad (18)$$

which is a weighted average of marginal sample means $\bar{X}_j = n^{-1} \sum_{i=1}^n X_j^{(i)}$, $j \geq 1$. In this example, one can work out directly the optimal composition rule w_λ^* and no estimation is required. Particularly, it is useful to inspect the special case where X has independent components ($\sigma_{jk} = 0$ for all $j \neq k$). This corresponds to the fixed-effect meta-analysis model where estimators from m independent studies are combined to improve accuracy. Under independence, we have the explicit solution

$$w_{\lambda,j}^* = (1 - \sigma_j^2 \lambda) I(\sigma_j^2 < \lambda^{-1}), \quad 1 \leq j \leq m,$$

which highlights that overly noisy data subsets with variance $\sigma_j^2 \geq \lambda^{-1}$ are dropped and thus do not influence the final estimator (18). The number of non-zero elements in w_λ^* is $\sum_{j=1}^m I(\sigma_j^2 < \lambda^{-1})$.

Note that when $\lambda = 0$, we have uniform weights $w_0^* = (1, \dots, 1)^T$ and the corresponding MCLE is the usual optimal meta-analysis solution. Although the implied estimator $\widehat{\theta}(w_0^*)$ has minimum variance, it offers no control for the overall computational cost since all m sub-scores are selected. On the other hand, choosing judiciously $\lambda > 0$ may lead to low computational burden with negligible loss for the resulting estimator. For instance, assuming

$\sigma_j^2 = j^2$, for $\theta \in \Theta_n$, a straightforward calculation shows

$$E [u(\theta, w_\lambda^*) - u(\theta, w_0^*)]^2 \leq \lambda^2 \sum_{j \in \mathcal{E}} j^2 + \sum_{j \notin \mathcal{E}} j^{-2} + o(1), \quad (19)$$

Since the number of the non-zero scores $\sum_{j=1}^m I(j^2 < \lambda^{-1}) = \lfloor \lambda^{-\frac{1}{2}} \rfloor$, the first term the mean squared difference between $u(\theta, w_\lambda^*)$ and the optimal score $u(\theta, w_0^*)$ is bounded by $\lambda^2 \lambda^{-1} \lambda^{-\frac{1}{2}} = \lambda^{\frac{1}{2}}$, up to a vanishing term. Thus, if $\lambda = o(1)$, the composite score $u(\theta, w_\lambda^*)$ converges to the optimal composite score $u(\theta, w_0^*)$. Particularly, if λ decreases at a sufficiently slow rate, the truncated score $u(\theta, w_\lambda^*)$ can still contain a relatively small number of terms, while the correspondent estimator $\hat{\theta}(w_\lambda^*)$ is approximately equal the optimal estimator $\hat{\theta}(w_0^*)$ in terms of statistical accuracy.

If the elements of X are correlated ($\sigma_{jk} \neq 0$ for $j \neq k$), the partial scores contain overlapping information on θ . In this case, tossing away some highly correlated partial scores improves computing while maintaining satisfactory statistical efficiency for the final estimator. Figure 1 shows the solution path of w_λ^* and the asymptotic relative efficiency of the corresponding SCLE $\hat{\theta}(w_\lambda^*)$ compared to MLE for different values of λ . When m is large (e.g. $m = 1000$), the asymptotic relative efficiency drops gradually until a few scores are left. This example illustrates that a relatively high efficiency can be achieved by our truncated CL equations, when a few partial scores already contains the majority of information about θ . In such cases, the final SCLE with a sparse composition rule is expected to achieve a good trade-off between computational cost and statistical efficiency.

4.2 Location estimation in exchangeable normal variates

In our second example we consider exchangeable variables with $X \sim N_m(\theta \mathbf{1}_m, \Sigma)$ with $\Sigma = (1 - \rho)I_m + \rho \mathbf{1}_m \mathbf{1}_m^T$, $0 < \rho < 1$. The marginal scores $u_j(\theta) = X_j - \theta$ are identically distributed and exchangeable with equal correlation. Differently from Example 4.1, the

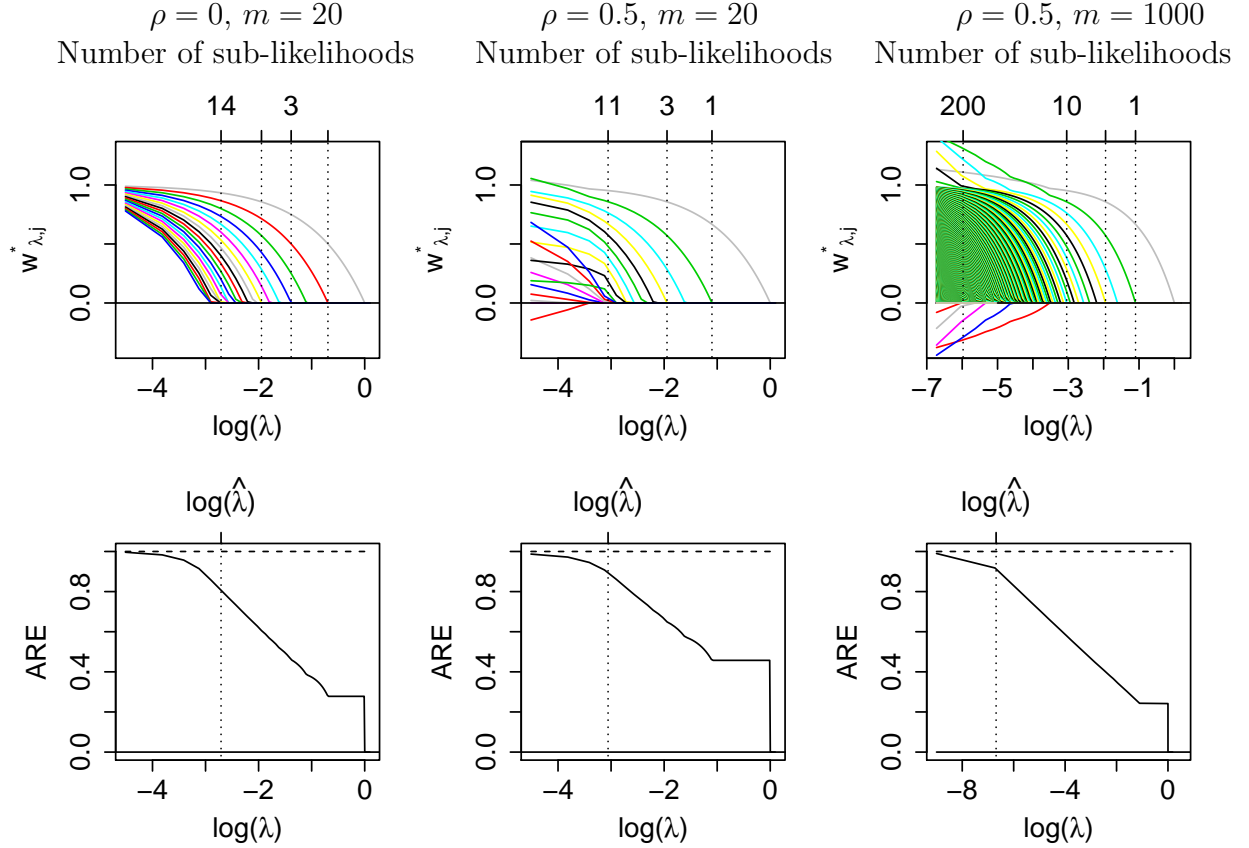


Figure 1: Top Row: Solution paths for the minimizer w_{λ}^* of Criterion $Q(\theta^*, w)$ in (4) for different values of λ with corresponding number of sub-likelihoods. Bottom Row: Asymptotic relative efficiency (ARE) of the SCLE $\hat{\theta}(w_{\lambda}^*)$ compared to MLE. The vertical dashed lines on the bottom represent $\hat{\lambda}$ selected by Criterion (12) with $\tau = 0.9$. Results correspond to the common location model $X \sim N_m(\theta^* \mathbf{1}_m, \Sigma)$ with j th diagonal element of Σ equal to j , and (jk) th off-diagonal element of Σ equal to $\rho\sqrt{jk}$.

solution w_λ^* to Criterion (4) has equal elements

$$w_{\lambda,j}^* = \frac{1 - \lambda}{\rho(m - 1) + 1} I(\lambda < 1), \quad 1 \leq j \leq m,$$

so the optimal parameter estimator is $\hat{\theta}(w_\lambda^*) = \sum_{j=1}^m \bar{X}_j/m$ regardless of the value of λ . The first eigenvalue of $ES(\theta)$ is $\theta(m - 1) + 1$, whilst the remaining $m - 1$ eigenvalues are all equal to $1 - \theta$, suggesting that the first score contains a relatively large information on θ compared to the other scores. When m is much larger than n , we have $\text{var}\{\hat{\theta}(w_0^*)\} = [\rho^2(m - 1) + 1]/(mn) \asymp \rho^2/n$. The trade-off between statistical and computational efficiency may be measured by the ratio of estimator's variance with $m = \infty$ compared to that with $m < \infty$. This ratio is $t(m) = \rho^2 m / \{\rho^2(m - 1) + 1\}$, which increases quickly for smaller m and much slower for larger m (e.g., $t(5) = 0.83$, $t(9) = 0.90$ and $t(50) = 0.98$, if $\rho = 0.75$). Thus, although all the elements in w_λ^* are nonzero, a few partial scores contain already the majority of the information on θ . This suggests that in practice taking a sufficiently large value for λ , so that the sparse empirical solution \hat{w}_λ contains only a few of zero elements, already ensures a relatively high statistical efficiency for the corresponding MLCE $\hat{\theta}(\hat{w}_\lambda)$.

4.3 Exponentially decaying covariances

Let $X \sim N_d(0, \Sigma(\theta))$, where the jk th element of $\Sigma(\theta)$ is $\sigma_{jk}(\theta) = \exp\{-\theta d(j, k)\}$. The quantity $d(j, k)$ may be regarded as the distance between spatial locations j and k . Evaluating the ML score in this example is computationally expensive when d is large, since it requires computing the inverse of $\Sigma(\theta)$, a task involving $O(d^3)$ operations. On the other hand, the CL score is obtained by inverting 2×2 covariance matrices, thus requiring at most $O(d^2)$ operations. Given i.i.d. observations $X^{(1)}, \dots, X^{(n)}$ on X , the MCLE $\hat{\theta}(w)$ solves the

equation

$$\begin{aligned}
0 &= \sum_{j < k} w_{jk} \sum_{i=1}^n u_{jk}(\theta, X_j^{(i)}, X_k^{(i)}) \\
&= \sum_{j < k} w_{jk} \sum_{i=1}^n \left[\frac{\sigma_{jk}(\theta) \{X_j^{(i)2} + X_k^{(i)2} - 2X_j^{(i)} X_k^{(i)} \sigma_{jk}(\theta)\}}{\{1 - \sigma_{jk}(\theta)^2\}^2} \right] \sigma_{jk}(\theta) d(j, k) \\
&\quad - \sum_{j < k} w_{jk} \sum_{i=1}^n \left[\frac{\sigma_{jk}(\theta) + X_j^{(i)} X_k^{(i)}}{1 - \sigma_{jk}(\theta)^2} \right] \sigma_{jk}(\theta) d(j, k),
\end{aligned}$$

where u_{jk} corresponds to the score of a bivariate normal distribution for the pair (X_j, X_k) .

Figure 2 shows the analytical solution path of the minimizer w_λ^* of Criterion (4) for different values of λ , and the asymptotic relative efficiency of the SCLE $\widehat{\theta}(w_\lambda^*)$ compared to MLE. We consider a number of pairs ranging from $m = 45$ to $m = 1225$ for various choices of θ . When $\lambda = 0$, the SCLE has relatively high asymptotic efficiency. Interestingly, efficiency remains steady around 90% until only a few sub-likelihoods are left. This suggests again that a very small proportion of partial-likelihood components contains already the majority of the information about θ . In such cases, the SCLE reduces dramatically the computing burden while retaining satisfactory efficiency for the final estimator.

5 Numerical examples

In this section, we study the finite-sample performance of the SCLE in terms by assessing its mean squared error and computing cost when the data dimension d increases. As a preliminary estimator, we use the MCLE $\widehat{\theta}(w)$ with $w = (1, \dots, 1)^T$, which is perhaps the most common choice for w in CL applications (Varin et al., 2011).

5.1 Example 1

We generate samples of size 50 from $X \sim N_m(\theta 1_m, \Sigma_l)$, $l = 1, \dots, 4$. We specify the following covariance structures: $\Sigma_1 = I_m$; Σ_2 is diagonal with k th diagonal elements $\sigma_k^2 = k$; Σ_3 has

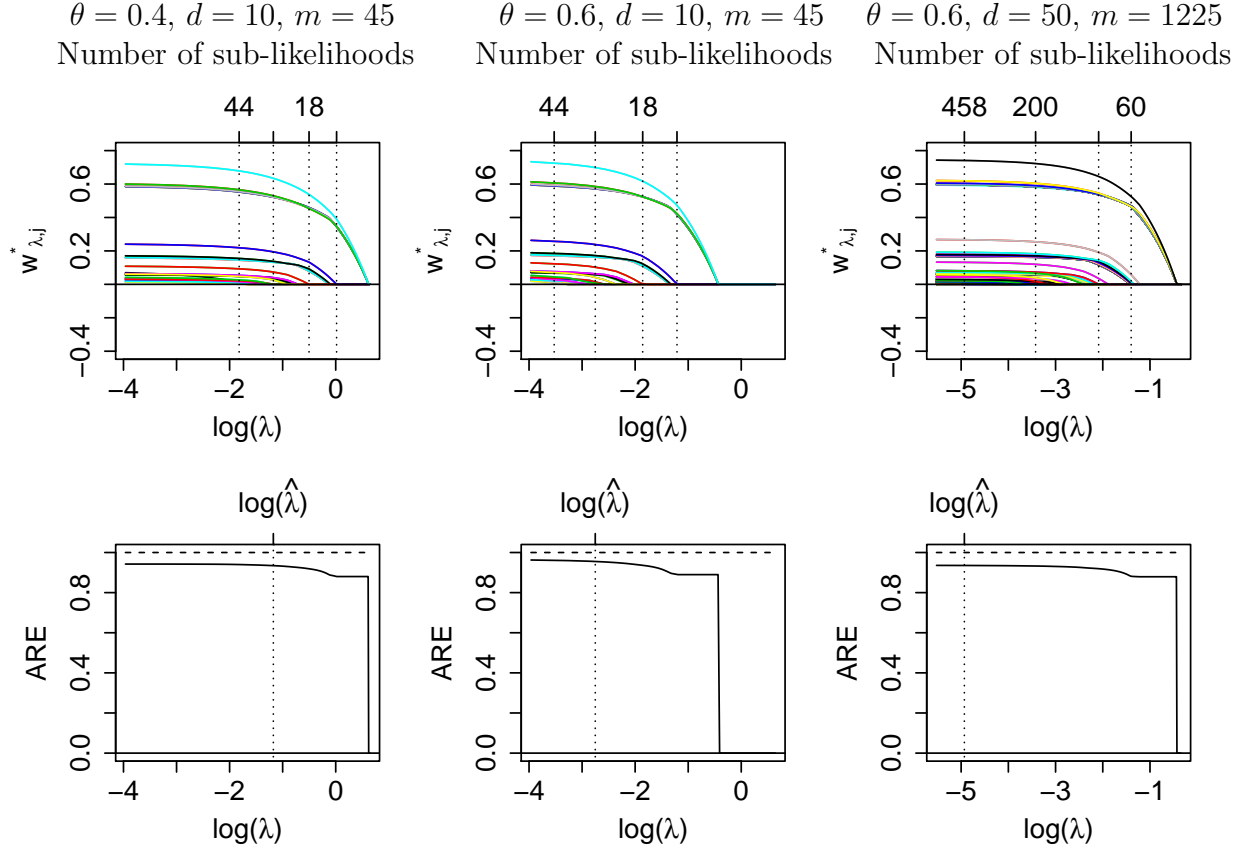


Figure 2: Top Row: Solution paths for the minimizer w_λ^* of Criterion $Q(\theta^*, w)$ defined in (4) for different values of λ with corresponding number of sub-likelihoods reported. Bottom Row: Asymptotic relative efficiency (ARE) of SCLE $\hat{\theta}(w_\lambda^*)$ compared to MLE. The vertical dashed lines on the bottom row correspond to $\hat{\lambda}$ selected by Criterion (12) with $\tau = 0.9$. Results correspond to the model $X \sim N_d(0, \Sigma(\theta))$ with (j, k) th element of Σ equal to $\exp\{-\theta\sqrt{2|j-k|}\}$.

unit diagonal elements with the first 10 elements of X uncorrelated with any other element while the other elements in X have pairwise correlations $0.8^{|j-k|}$ ($10 < j < k < d$); Σ_4 has unit diagonal elements and a block diagonal structure with independent blocks of six elements each and within-block correlation of 0.6.

Figure 3 (left), shows the relative mean squared error of the SCLE $\widehat{\theta}_\lambda$ compared to that of the MLE for a moderate data dimension ($d = m = 30$). The points in the trajectories correspond to inclusion of a new sub-likelihood component according to the the least-angle algorithm described in Section 2.3. The SCLE $\widehat{\theta}_\lambda$ achieves more than 90% efficiency compared to MLE for all the covariance structures considered, always before all the candidate partial likelihoods are included. The advantage of SCLE becomes evident when the sub-likelihood scores exhibit relatively strong correlation. For example, for $\Sigma = \Sigma_4$ where sub-likelihoods are independent between blocks, the maximum efficiency is achieved when only a few representative partial scores are selected from each block.

Figure 3 (right) shows the ratio between mean squared error of the SCLE compared and that of the MLE for a relatively large data dimension ($d = m = 1000$) compared to the sample size ($n = 50$). Although here the MLE is used as a theoretical benchmark, in practice such an estimator is not available as m is larger than the sample size n . Interestingly, when the sample size n is fixed, including all the sub-likelihoods eventually leads to substantial loss of efficiency. In this examples, selecting too many sub-likelihoods not only wastes computing resources but also implies estimators with larger errors . On the other hand, a proper choice of the tuning constant λ (corresponding to about 20 selected sub-likelihoods) can balance computational and statistical efficiency.

5.2 Example 2

In our second numerical example, we consider covariance estimation for the model $X \sim N_d(0, \Sigma(\theta))$ with $\Sigma(\theta)_{j,k} = \exp\{-\theta 2(j - k)^2\}$. Here the covariance between components X_j and X_k in the random vector X decreases rapidly as the distance $(j - k)^2$ between

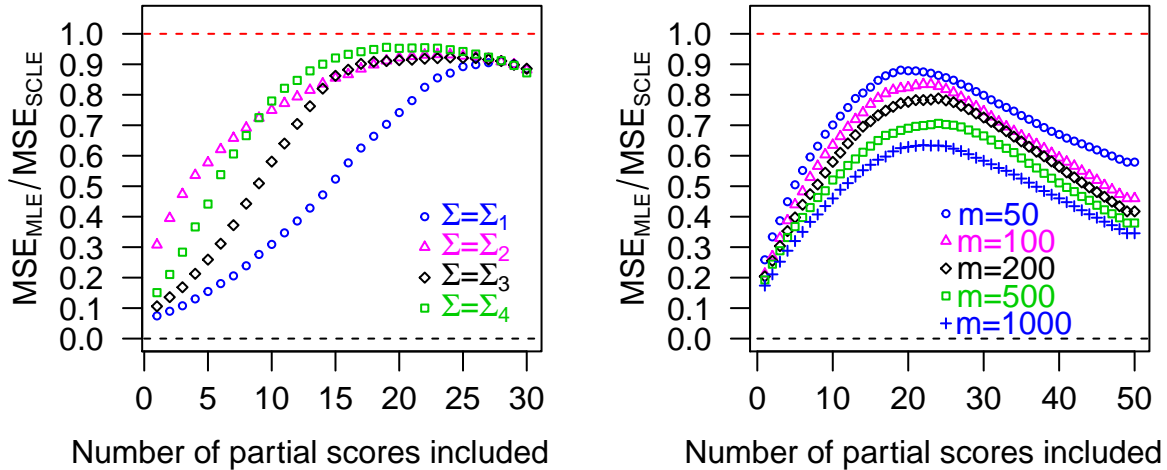


Figure 3: Monte-Carlo estimate of the mean square error of the MLE (MSE_{MLE}) divided by that of the SCLE (MSE_{SCLE}), for the model $X \sim N_m(\theta 1_m, \Sigma)$. Each trajectory is based on 1000 Monte-Carlo samples of size $n = 50$. Each point in the trajectories correspond to inclusion of a new sub-likelihood component based on the least-angle algorithm described in Section 2.3. Left: Different specifications for Σ detailed in Section 5 with $m = 30$. Right: Covariance $\Sigma = \Sigma_2$ with m ranging from 50 to 1000.

components of X increases. Figure 4 shows Monte-Carlo estimates for the mean square error of the SCLE $\hat{\theta}(\hat{w}_\lambda)$ compared to that of the MCLE with uniform composition rule (i.e. $\hat{\theta}(w)$ with $w = (1, \dots, 1)^T$), for $\theta = 0.2$ and 0.4 . Each point in the trajectories correspond to inclusion of a new sub-likelihood component using the least-angle algorithm described in Section 2.3. The SCLE is already more efficient than the uniform MCLE when a handful of partial scores are selected. For example if $\theta = 0.2$ and $m = 1035$, selecting ten sub-likelihoods already ensures 1.5 times the accuracy of the uniform MCLE. Since the uniform MCLE uses all the $m = 1035$ pairs of sub-likelihoods, the SCLE obtains more accurate results at a much lower computing cost.

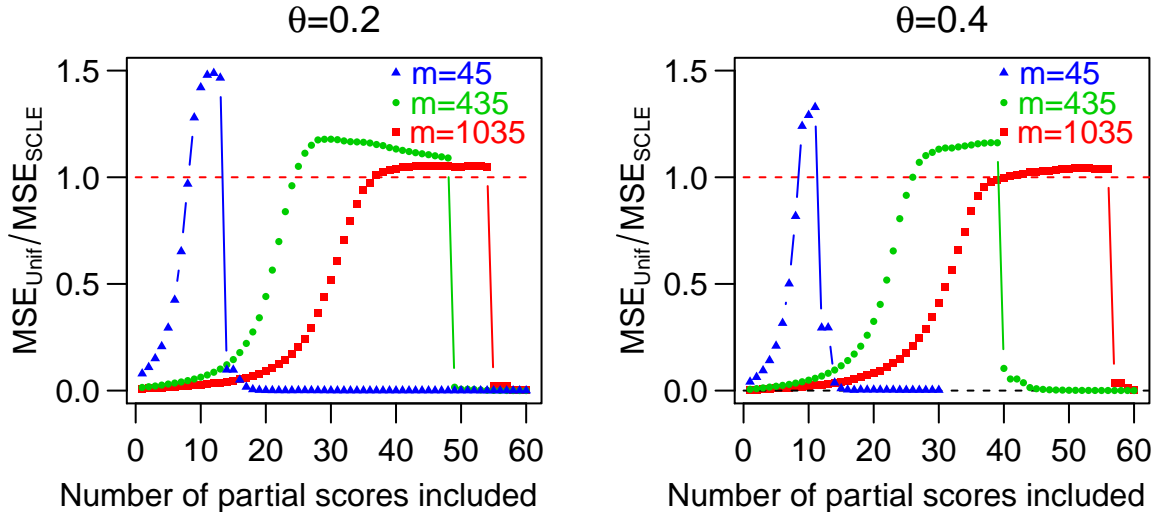


Figure 4: Monte-Carlo estimate of the mean square error of the MCLE with $w = (1, \dots, 1)^T$ (MSE_{Unif}) divided by that for the SCLE (MSE_{SCLE}). Each point in the trajectories corresponds to the inclusion of a new sub-likelihood component based on the least-angle algorithm described in Section 2.3. Results are based on 1000 Monte Carlo samples of size $n = 50$ from the model $X \sim N_d(0, \Sigma(\theta))$ with $\Sigma(\theta)_{j,k} = \exp\{-2\theta(j - k)^2\}$. Trajectories correspond to $\theta = 0.2$ (left) and $\theta = 0.4$ (right) for different numbers of sub-likelihoods, m , ranging from 45 to 1035.

6 Conclusion and final remarks

In recent years, inference for complex and large data sets has become one of the most active research areas in statistics. In this context, CL inference has played an important role in applications as a remedy to the drawbacks of traditional likelihood approaches. Despite the popularity of CL methods, how to address the trade-off between computational parsimony and statistical efficiency in CL inference from a methodological perspective remains a largely unanswered question. Motivated by this gap in the literature, we introduced a new likelihood selection methodology which is able to truncate quickly overly complex CL equations potentially encompassing many terms, while attaining relatively low mean squared error for the implied estimator. This is achieved by selecting CL estimating equations satisfying a ℓ_1 -constraint on the CL complexity while minimizing an approximate ℓ_2 -distance from the full-likelihood score. Inference based on statistical objective functions with ℓ_1 -penalties on the parameter

θ is not new in the statistical literature (e.g., see [Giraud \(2014\)](#) for a book-length exposition on this topic). Note, however, that differently from existing approaches the main goal here is to reduce the computational complexity of the overall CL estimating equations regardless of the model parameter θ , which is viewed as fixed in size. Accordingly, our ℓ_1 -penalty involves only the composition rule w , but not the model parameter θ . In the future, developing approaches for simultaneous penalization on θ and w may be useful to deal with situations where both the data dimension and the size of the parameter space increase.

Two main perks of the proposed approach make it an effective alternative to traditional CL estimation from practitioner’s perspective. The first advantage is that the SCLE methodology constructs CL equations and returns inferences very quickly. [Theorem 3.2](#) shows that for any $\lambda > 0$ the empirical composition rule \hat{w}_λ retains at most $np \wedge m$ non-zero elements. This is an important feature of our method, which reduces – sometimes dramatically – the amount of computing needed to obtain the implied MCLE $\hat{\theta}(\hat{w}_\lambda)$ and its standard error. [Lemma 3.1](#) highlights that the non-zero elements in \hat{w}_λ correspond to partial scores maximally correlated with the residual difference $r(\theta, w) = u^{ML}(\theta) - u(\theta, w)$. This means that our approach constructs estimators with relatively high efficiency by dropping only those u_j s contributing the least in the CL equations for approximating $u^{ML}(\theta)$. The second desirable feature of our method concerns model selection and the ability to reduce the complexity of large data sets. In essence, the truncation step (T-Step) described in [\(7\)](#) is a dimension-reduction step: starting from observations on a possibly large the d -dimensional vector X , our method generates a collection of lower-dimensional subsets $\mathcal{S}_\lambda = \{S_j, j \in \hat{\mathcal{E}}_\lambda, \lambda > 0\}$ where $\hat{\mathcal{E}}_\lambda = \{j : \hat{w}_{\lambda,j} \neq 0\}$. While individually the selected data subsets in \mathcal{S}_λ are of size much smaller than d , collectively they contain most of the information on θ for a given level of computing represented by λ .

From a theoretical perspective, little work has been devoted to study the properties of CL estimators when the number of sub-likelihoods m diverges. [Cox and Reid \(2004\)](#) discuss estimators based CL equations with $m = \binom{d}{2} + d$ terms by taking all pairwise and marginal

scores for the d -dimensional vector X . They take non-sparse and more rigid composition rules compared to ours with $w_{jk} = 1$ for all pairs ($j \neq k$) and $w_{jj} = -a \times d$ for all marginals ($j = k$), where a is a tuning constant used to increase efficiency. To our knowledge, the current paper is the first studying the behavior of more flexible sparsity-inducing composition rules and implied CL estimating equations in the setting where both m and n grow.

Theorem 3.3 and Corollary 3.4 provide us with guidance on when the selected score $u(\theta, \hat{w}_\lambda)$ is a meaningful approximation to the unknown ML score in the sense of the objective (4). A first requirement is that the total information on θ available if the full likelihood were actually known, $m^* = \|u^{ML}(\theta^*)\|_2^2$, is not overwhelming compared to the sample size n . If $X \sim N_m(\theta 1_m, \Sigma)$, we require $m^*/n = \text{tr}\{\Sigma^{-1}\}/n \rightarrow 0$. This condition is very mild when relatively few elements X contain a strong signal on θ , whilst the remaining elements are noisy and with heterogeneous variances. In Section 4.1, we illustrate this by taking Σ diagonal with increasing diagonal elements. A second requirement is that the tuning constant λ dominates asymptotically $m^* \sqrt{r_1}$, where $\sqrt{r_1}$ represents the convergence rate of the empirical covariance of scores $E_{F_n}\{S(\theta)\}$. For instance, if the elements of $S(\theta)$ are sub-Gaussian, we have $r_1 = o_p(\log(m)/n)$, meaning that λ should be asymptotically larger than $m^* \sqrt{\log(m)/n}$.

Finally, we show that statistical optimality and computationally parsimony can co-exist within the same selection procedure when λ is judiciously selected. If $\lambda \rightarrow 0$ at the rate described in Theorem 3.3, the truncated composition rule \hat{w}_λ with $|\hat{\mathcal{E}}_\lambda|$ scores approximates the optimal composition rule w_0^* consisting of m nonzero terms. Accordingly, Corollary 3.4 suggests that the implied truncated CL score function $u(\theta, \hat{w}_\lambda)$ approximates the optimal score $u(\theta, \hat{w}_\lambda)$, uniformly on a neighborhood of θ^* . Extending this type of result and developing further theoretical insight on the interplay between the type of penalty and the MCLE accuracy beyond the current i.i.d. setting would represent another exciting future research direction. For example, findings would be particularly valuable in spatial statistics where often the number of sub-likelihood components is overwhelming and poses serious challenges

to traditional CL methods.

Appendix

In this section, we show technical lemmas required by the main results in Section 3.

Lemma 7.1. $\|\widehat{w}_\lambda\|_1$ and $\|w_\lambda^*\|_1$ are decreasing in λ .

Proof. Denote the first term of Criterion $Q_\lambda(\theta, w)$ defined in (4) (without the penalty term) by $Q_1(\theta, w)$. Suppose $\lambda_1 > \lambda_2$, and let w_1, w_2 be the minimizers of $Q_{\lambda_1}(\theta^*, w), Q_{\lambda_2}(\theta^*, w)$ respectively. Then, $Q_1(w_1) + \lambda_1 \|w_1\|_1 \leq Q_1(w_2) + \lambda_1 \|w_2\|_1$ and $Q_1(w_1) + \lambda_2 \|w_1\|_1 \geq Q_1(w_2) + \lambda_2 \|w_2\|_1$. Subtracting the last two inequalities gives $(\lambda_1 - \lambda_2) \|w_1\|_1 \leq (\lambda_1 - \lambda_2) \|w_2\|_1$. Since $\lambda_1 > \lambda_2$, we have $\|w_1\|_1 \leq \|w_2\|_1$. An analogous argument shows that $\|\widehat{w}_\lambda\|_1$ is decreasing. \square

Lemma 7.2. Under Conditions C.1 - C.3, if $r_1/\lambda = o_p(1)$, then $\|w_\lambda^*\|_1 = O(m^*/\lambda)$ and $\|\widehat{w}_\lambda\|_1 = O_p(m^*/\lambda)$.

Proof. For w_λ^* , note that $Q_\lambda(\theta^*, w_\lambda^*) = E\|u^{ML}(\theta^*) - u(\theta^*, w_\lambda^*)\|_2^2/2 + \lambda \|w_\lambda^*\|_1 \leq Q_\lambda(\theta^*, 0) = m^*/2$, or $\lambda \|w_\lambda^*\|_1 \leq m^*/2$. Hence, $\|w_\lambda^*\|_1 = O(m^*/\lambda)$. For \widehat{w}_λ , we have $\widehat{Q}(\widehat{\theta}, \widehat{w}_\lambda) = \widehat{w}_\lambda^T E_{F_n} S(\widehat{\theta}) \widehat{w}_\lambda / 2 - \text{diag}(E_{F_n} S(\widehat{\theta}))^T \widehat{w}_\lambda + \lambda \|\widehat{w}_\lambda\|_1 \leq \widehat{Q}(\widehat{\theta}, 0) = 0$. Since $E u^{ML}(\theta^*)^T u^j(\theta^*) = E u_j(\theta^*)^T u_j(\theta^*)$, we have

$$\lambda \|\widehat{w}_\lambda\|_1 \leq \text{diag}(E_{F_n} S(\widehat{\theta}))^T \widehat{w}_\lambda = \text{diag}(E_{F_n} S(\widehat{\theta}) - ES(\theta^*))^T \widehat{w}_\lambda + E u^{ML}(\theta^*)^T u(\theta^*, \widehat{w}_\lambda),$$

with $\text{diag}(E_{F_n} S(\widehat{\theta}) - ES(\theta^*))^T \widehat{w}_\lambda \leq \max_{j,k} |E_{F_n} S(\widehat{\theta}) - ES(\theta^*)^T|_{j,k} \|\widehat{w}_\lambda\|_1 \leq r_1 \|\widehat{w}_\lambda\|_1$ and

$$E u^{ML}(\theta^*)^T u(\theta^*, \widehat{w}_\lambda) = O_p(m^*)$$

Hence, $\|\widehat{w}_\lambda\|_1 = O_p(m^*/\lambda)$. \square

Lemma 7.3. *Let $\lambda \rightarrow 0$ as $n \rightarrow \infty$. Under Conditions C.1-C.3, if $r_1 m^{*2} \lambda^{-2} = o_p(1)$, we have $E_{F_n} \left\| u(\hat{\theta}, \hat{w}_\lambda) - u(\hat{\theta}, w_\lambda^*) \right\|_2 \xrightarrow{P} 0$, as $n \rightarrow \infty$, where $\hat{\theta}$ is the preliminary root- n consistent estimator used to compute \hat{w}_λ in the T-Step (7).*

Proof. Note that $\frac{r_1 m^{*2}}{\lambda^2} = o_p(1)$ implies $r_1/\lambda = o_p(1)$. Therefore, we have $\|\hat{w}_\lambda - w_\lambda^*\|_1 = O_p(m^*/\lambda)$ by Lemma 7.2. Moreover, re-arranging $\hat{Q}_\lambda(\hat{\theta}, \hat{w}_\lambda) \leq \hat{Q}_\lambda(\hat{\theta}, w_\lambda^*)$ gives

$$\frac{1}{2} E_{F_n} \{ \hat{w}_\lambda^T S(\hat{\theta}) \hat{w}_\lambda - w_\lambda^{*T} S(\hat{\theta}) w_\lambda^* \} \leq E_{F_n} \{ U^2(\hat{\theta})^T (\hat{w}_\lambda - w_\lambda^*) \} - \lambda \|\hat{w}_\lambda\|_1 + \lambda \|w_\lambda^*\|_1.$$

Subtracting $E_{F_n} \{ U(\hat{\theta}) U(\hat{\theta})^T w_\lambda^* \}^T (\hat{w}_\lambda - w_\lambda^*)$ from both sides gives

$$\begin{aligned} & \frac{1}{2} E_{F_n} \| U(\hat{\theta})^T (\hat{w}_\lambda - w_\lambda^*) \|_2^2 \leq E_{F_n} \{ c(\hat{\theta}, w_\lambda^*) \}^T (\hat{w}_\lambda - w_\lambda^*) - \lambda \|\hat{w}_\lambda\|_1 + \lambda \|w_\lambda^*\|_1 \\ & = \left[E_{F_n} c(\hat{\theta}, w_\lambda^*) - E c(\theta^*, w_\lambda^*) \right]^T \hat{w}_\lambda - \left[E_{F_n} c(\hat{\theta}, w_\lambda^*) - E c(\theta^*, w_\lambda^*) \right]^T w_\lambda^* \\ & \quad + \{ E c(\theta^*, w_\lambda^*)^T \hat{w}_\lambda - \lambda \|\hat{w}_\lambda\|_1 \} - \{ E c(\theta^*, w_\lambda^*)^T w_\lambda^* - \lambda \|w_\lambda^*\|_1 \} \\ & \leq \left[E_{F_n} c(\hat{\theta}, w_\lambda^*) - E c(\theta^*, w_\lambda^*) \right]^T (\hat{w}_\lambda - w_\lambda^*) \\ & = \left\{ \text{diag} \left(E_{F_n} S(\hat{\theta}) - E S(\theta^*) \right) - \left[E_{F_n} S(\hat{\theta}) - E(S(\theta^*)) \right]^T w_\lambda^* \right\}^T (\hat{w}_\lambda - w_\lambda^*), \end{aligned}$$

where the inequality is implied by Lemma 3.1. The last expression is $o_p(1)$, since $r_1 m^{*2} / \lambda^2 = o_p(1)$ and $\|\hat{w}_\lambda - w_\lambda^*\|_1 = O_p(m^*/\lambda)$ by Lemma 7.2, and the matrix maximum norm is bounded by matrix 2-norm. \square

Lemma 7.4. *If $r_1 m^{*2} \lambda^{-2} = o_p(1)$ and $r_2 \sqrt{m^*} \lambda^{-1} = o_p(1)$, then under conditions C.1-C.6, $\|\hat{K}_\lambda - K_\lambda^*\|_1 = o_p(1)$.*

Proof. This is a direct result since $\|\hat{K}_\lambda - K_\lambda^*\|_1 \leq r_2 \|\hat{w} - w^*\|_1$, $r_2 \xrightarrow{P} 0$ according to lemma assumption and $\|\hat{w} - w^*\|_1 \xrightarrow{P} 0$ by Theorem 3.3. \square

Lemma 7.5. *Under Conditions C.1-C.6, $E \|u(\theta^*, w_\lambda^*)\|_2^2 = O(m^*)$.*

Proof. Note that $E \|u^{ML}(\theta^*) - u(\theta^*, w_\lambda^*)\|_2^2 \leq E \|u^{ML}(\theta^*) - u(\theta^*, w_\lambda^*)\|_2^2 + \lambda \|w_\lambda^*\|_1 \leq E \|u^{ML}(\theta^*)\|_2^2 =$

m^* . Expanding $E\|u^{ML}(\theta^*) - u(\theta^*, w_\lambda^*)\|_2^2$ gives

$$\begin{aligned} E\|u(\theta^*, w_\lambda^*)\|_2^2 &\leq 2Eu^{ML}(\theta^*)^T u(\theta^*, w_\lambda^*) \\ &\leq 2\sqrt{E\|u^{ML}(\theta^*)\|_2^2 \cdot E\|u(\theta^*, w_\lambda^*)\|_2^2} = 2\sqrt{m^*} \sqrt{E\|u(\theta^*, w_\lambda^*)\|_2^2}. \end{aligned}$$

Re-arranging gives $E\|u(\theta^*, w_\lambda^*)\|_2^2 \leq 4m^*$. □

Lemma 7.6. *Assume Conditions C.1-C.6. For every $\epsilon > 0$, we have*

$$\frac{1}{nJ_\lambda^*} \sum_{i=1}^n E \left\{ u_i(\theta^*, w_\lambda^*)^2 I(|u(\theta^*, w_\lambda^*)| \geq \epsilon \sqrt{nJ_\lambda^*}) \right\} \rightarrow 0, \quad \text{as } n \rightarrow \infty,$$

where $u_i(\theta, w) = \sum_{j=1}^m w_j \nabla \log f_j(X_j^{(i)}; \theta)$ is the composite likelihood score corresponding to the i th observation.

Proof. Without loss of generality, assume $p = 1$. Recall that $J_\lambda^* = Eu(\theta^*, w_\lambda^*)^2$. For every $\epsilon > 0$, and constants $a, b > 1$ such that $1/a + 1/b = 1$

$$\begin{aligned} &\frac{1}{nJ_\lambda^*} \sum_{i=1}^n E \left\{ u_i(\theta^*, w_\lambda^*)^2 I(|u(\theta^*, w_\lambda^*)| \geq \epsilon \sqrt{nJ_\lambda^*}) \right\} \\ &= \frac{1}{J_\lambda^*} E \left\{ u_i(\theta^*, w_\lambda^*)^2 I(|u(\theta^*, w_\lambda^*)| \geq \epsilon \sqrt{nJ_\lambda^*}) \right\} \\ &\leq \frac{1}{J_\lambda^*} E \left\{ |u_i(\theta^*, w_\lambda^*)|^{2a} \right\} \cdot \left\{ \frac{1}{\epsilon^2 n} \right\}^{\frac{1}{b}} = \frac{(J_\lambda^*)^{a-1}}{(\epsilon^2 n)^{1/b}}, \end{aligned} \tag{20}$$

where the inequality follows by applying Hölder's and Chebyshev's inequalities. By the assumption at the beginning of Section 3 that $m^* = o(\log(n))$, Lemma 7.5 implies $J_\lambda^* = o(\log(n))$. Hence, (20) converges to 0 as $n \rightarrow \infty$, which proves the desired result. □

References

J. Besag. Spatial interaction and the statistical analysis of lattice systems. *Journal of the Royal Statistical Society. Series B (Methodological)*, pages 192–236, 1974.

- P. Bühlmann and S. Van De Geer. *Statistics for high-dimensional data: methods, theory and applications*. Springer Science & Business Media, 2011.
- T. T. Cai, C.-H. Zhang, H. H. Zhou, et al. Optimal rates of convergence for covariance matrix estimation. *The Annals of Statistics*, 38(4):2118–2144, 2010.
- D. R. Cox and N. Reid. A note on pseudolikelihood constructed from marginal densities. *Biometrika*, 91(3):729–737, 2004.
- J. V. Dillon and G. Lebanon. Stochastic composite likelihood. *Journal of Machine Learning Research*, 11(Oct):2597–2633, 2010.
- B. Efron, T. Hastie, I. Johnstone, R. Tibshirani, et al. Least angle regression. *The Annals of statistics*, 32(2):407–499, 2004.
- D. Ferrari and Y. Yang. Maximum lq-likelihood estimation. *The Annals of Statistics*, 38(2):753–783, 2010.
- R. A. Fisher. On the mathematical foundations of theoretical statistics. *Philosophical Transactions of the Royal Society of London. Series A, Containing Papers of a Mathematical or Physical Character*, pages 309–368, 1922.
- C. Giraud. *Introduction to high-dimensional statistics*, volume 138. CRC Press, 2014.
- C. C. Heyde. *Quasi-likelihood and its application: a general approach to optimal parameter estimation*. Springer Science & Business Media, 2008.
- H. W. Kuhn. Nonlinear programming: a historical view. In *Traces and Emergence of Nonlinear Programming*, pages 393–414. Springer, 2014.
- B. G. Lindsay. Composite likelihood methods. *Contemporary Mathematics*, 80(1):221–39, 1988.

- B. G. Lindsay, G. Y. Yi, and J. Sun. Issues and strategies in the selection of composite likelihoods. *Statistica Sinica*, 21(1):71, 2011.
- C. Varin, N. M. Reid, and D. Firth. An overview of composite likelihood methods. *Statistica Sinica*, 21(1):5–42, 2011.
- R. Vershynin. How close is the sample covariance matrix to the actual covariance matrix? *Journal of Theoretical Probability*, 25(3):655–686, 2012.