

Electrohydrodynamics of Leaky Dielectrics as the Weak Electrolyte Limit of an Electrodiffusion Model

Yoichiro Mori^{*} and Yuan-Nan Young^{**}

^{*}School of Mathematics, University of Minnesota, Minneapolis
MN, 55455, USA

^{**}Department of Mathematical Sciences, New Jersey Institute of
Technology, Newark NJ, 07103, USA

September 13, 2022

Abstract

The Taylor-Melcher (TM) model is the standard model for describing the dynamics of poorly conducting leaky dielectric fluids under an electric field. The TM model treats the fluid as an Ohmic conductor, without modeling ion dynamics. On the other hand, electrodiffusion models, which have been successful in describing electrokinetic phenomena, incorporate ionic concentration dynamics. Mathematical reconciliation of the electrodiffusion picture and the TM model has been a major issue for electrohydrodynamic theory. Here, we derive the TM model from an electrodiffusion model in which we explicitly model the electrochemistry of ion dissociation. We introduce salt dissociation reaction terms in the bulk electrodiffusion equation and take the limit in which the salt dissociation is weak; the assumption of weak dissociation corresponds to the fact that the TM model describes poor conductors. Together with the assumption that the Debye length is small, we derive the TM model with or without the surface charge convection term depending upon the scaling of relevant dimensionless parameters. An important quantity that emerges is the Galvani potential (GP), the jump in voltage across the liquid-liquid interface; the GP arises as a natural consequence of the interfacial boundary conditions for the ionic concentrations, and may be absent under certain parametric conditions. When the GP is absent, we recover the TM model. In the presence of a non-zero GP our model predicts that the liquid droplet will drift under an electric field, the velocity of which is computed explicitly to leading order.

1 Introduction

The Taylor-Melcher (TM) model was first proposed by Taylor to describe the deformation of an oil droplet immersed in another poorly conducting medium under the influence of a DC electric field [33]. The TM model and its variants have since been widely used to model electrohydrodynamic phenomena of poorly conducting (or leaky dielectric) fluids, ranging from electrodeformation, ink-jet printing, droplet fabrication in microfluidics and oil separation [20, 28].

The TM model treats the two leaky dielectric fluids as electrically neutral media of constant conductivity and dielectric constant. Under an imposed electric field, bulk currents carry electric charge to the interface of the two leaky dielectric fluids, generating an interfacial electric charge monolayer (EML). The stress generated by the EML generates fluid flow, and this fluid flow, in turn, results in interfacial charge convection. In his original analysis, Taylor neglected charge convection [33], which leads to the decoupling of the electrostatic and fluid equations. This made it possible to obtain explicit solutions under the assumption of small droplet deformation. Although this approximation has since been commonly used [20, 28], some authors have argued that surface charge convection is important in explaining electrohydrodynamic phenomena in certain situations, especially under strong electric fields [15, 35, 24, 25, 27, 18, 17, 12].

Electrical currents in leaky dielectrics are carried by ions. The TM model, however, treats electrical current as Ohmic, without modeling the underlying ionic concentration dynamics. Equations of ionic electrodiffusion and advection, sometimes referred to as Poisson-Nernst-Planck (PNP) models, have been widely used to model the dynamics of electrolyte solutions [26]. PNP models have been particularly successful in describing electrokinetic phenomena, in which electrical double layers (EDL) at material interfaces play a key role [14, 31, 6, 8, 9]. A more complete description of electrohydrodynamic phenomena of poorly conducting media should thus be based on the PNP equations of ionic transport, and the TM model should be derived as a suitable limit of such a model. The absence of such a PNP model for leaky dielectrics has resulted in separate developments of EML and EDL theories; a derivation of the TM model from a suitable PNP model promises to unify our understanding of EML and EDL phenomena [5]. A need for such a model is also highlighted by the presence of electrohydrodynamic phenomena that cannot be explained by the TM model, including the drift of droplets under DC electric fields [33, 34, 28] and the formation of singularities under strong fields [13, 7].

There have been several prior attempts to derive the TM model from a PNP model [2, 36, 30]. In [36], the authors consider the limit of weak electric field and small Debye length. In a recent study [30], the authors perform an asymptotic analysis based on an earlier attempt in [2], arriving at the TM model in the limit of small Debye length and large electrical field strength. There are several limitations in the above studies. All analyses are limited to near spherical interfacial geometry, and do not produce the surface charge convection term in the TM model. The study in [36] is limited to binary electrolytes of equal diffusivity. In [30], the product of diffusivity and viscosity for each ion is assumed

constant across the two solvents. In [30], it is also not clear if the strong electric field assumption is consistent with the assumption of an electroneutral bulk outside the Debye layer.

One of the main results of our paper is a derivation of the TM model with surface charge convection as a limit of a suitable PNP model for arbitrary interfacial geometry without parametric assumptions on the diffusivity of ions or the viscosity of the fluids. We start by writing down a PNP model of a binary *weak* electrolyte solution. Consider the salt dissociation reaction:



where S is the salt and C^+ and A^- are the cation and anion respectively. In a weak electrolyte, most of the salt does not dissociate into their constitutive ions. This weak electrolyte assumption corresponds to the fact that we are interested in *poorly* conducting media.

In Section 2, we present our electrodiffusion model. Let $\Omega_{i,e}$ be the regions occupied by the interior and exterior leaky dielectrics respectively and let Γ be the interface between the two media (see Figure 1). We write down the electrodiffusion-advection equations for the solute species S , C^+ and A^- with dissociation reaction terms to be satisfied inside Ω_i and Ω_e . The unknown functions are the concentrations of the cation c , anion a and solute s , as well as the electrostatic potential ϕ , velocity field \mathbf{u} and the pressure p . These equations are essentially the same as those presented in [28]; we shall thus refer to this as the *modified Saville model*. The main difference between the modified Saville model and that of [28] lies in the prescription of interfacial boundary conditions and the identification of the small parameter α (see below) that captures the weak electrolyte limit. The constants that appear in the boundary conditions turn out to be important determinants of the electrohydrodynamic behavior of the system. In particular, the cation and anion concentrations c, a satisfy the following boundary conditions at the leaky dielectric interface Γ :

$$c|_{\Gamma_i} = l_C c|_{\Gamma_e}, \quad a|_{\Gamma_i} = l_A a|_{\Gamma_e}, \quad (2)$$

where $\cdot|_{\Gamma_{i,e}}$ denotes the value of the quantity in question evaluated at the interior or exterior face of the interface Γ respectively. The constants l_C and l_A are the ratios between the cation and anion concentrations respectively, and reflect the difference in solvation energy of the ions across the two leaky dielectrics. The above boundary conditions are the same as those used in [36]. In contrast to [28, 30], there are no surface ion densities in the modified Saville model.

We identify two small parameters in the modified Saville model, the ratio α between the typical cation/anion and salt concentration (see (1)) and the ratio δ between the Debye length r_D and the typical length scale (drop size). Our analysis is predicated on the assumption:

$$\alpha \ll \delta \ll 1. \quad (3)$$

In Section 3, we take the limit $\alpha \rightarrow 0$. We obtain the *charge diffusion model*, whose unknown functions are q, ϕ, \mathbf{u} and p , where $q = c - a$ is the bulk electri-

cal charge density. The charge q satisfies a nonlinear drift-diffusion advection equation.

We subsequently take the limit $\delta \rightarrow 0$ in the charge diffusion model. This results in a boundary layer at the interface Γ of thickness r_D . The properties of this Debye layer depends critically on the ratio l_C/l_A . When $l_C/l_A \neq 1$, an EDL with a voltage jump $\phi_\Delta = \frac{1}{2} \ln(l_C/l_A)$ (measured in terms of the thermal voltage) develops across the Debye layer, even in the absence of an imposed electric field. We may identify ϕ_Δ as the *Galvani potential*, whose presence is a well-documented feature of liquid-liquid interfaces [16, 23] (much like the ζ potential of liquid-solid interfaces). In our model, the EDL and its attendant Galvani potential arise as a consequence of the mismatch in the solvation energies between the cation and anion. The presence of such a potential jump when $l_C \neq l_A$ is also noted in [36].

In Section 4, we consider the limit $\delta \rightarrow 0$ when $l_C = l_A$, in which case the Galvani potential is absent. Assume that the surface tension γ scales like δ^2 and a suitably defined Péclet number Pe scales like δ^{-2} as $\delta \rightarrow 0$. A boundary layer analysis then yields the TM model with charge convection in the limit as $\delta \rightarrow 0$ for arbitrary interfacial geometry. An interesting feature of our derivation is that, unlike the PNP models of [28, 30], the modified Saville model, and hence the charge diffusion model does not have any built-in surface charges; the surface charge density q_Γ in the TM model emerges naturally from the bulk charge q of the charge diffusion model as $\delta \rightarrow 0$. Variants of the TM model are obtained when Pe is scaled differently with respect to δ . When Pe is smaller than $\mathcal{O}(\delta^{-2})$, we recover the TM model without surface charge convection to leading order. We argue, however, that $Pe = \mathcal{O}(\delta^{-2})$, $\gamma = \mathcal{O}(\delta^2)$ is the thermodynamically canonical scaling, the precise meaning of which is discussed at the end of Section 4.1 and in Section 6.2.

In addition to the recovery of the TM model, our analysis yields a set of equations governing the charge distribution inside the interfacial Debye layer, which we study in Section 4.2. These equations show that the interfacial charge density profile depends strongly on the properties of the local flow field. Let \mathbf{u}_\parallel be the tangential component of the flow field and $\nabla_\Gamma \cdot \mathbf{u}_\parallel$ be its surface divergence. Consider a point $\mathbf{x}_0 \in \Gamma$, and suppose $\nabla_\Gamma \cdot \mathbf{u}_\parallel(\mathbf{x}_0) > 0$. Then, the Debye layer charge density decays supra-exponentially at \mathbf{x}_0 with distance from the interface Γ . On the other hand, if $\nabla_\Gamma \cdot \mathbf{u}_\parallel(\mathbf{x}_0) < 0$, the Debye layer charge density decays only algebraically with distance from the interface, resulting in a thicker charge layer. In fact, when $\nabla_\Gamma \cdot \mathbf{u}_\parallel(\mathbf{x}_0) \leq -1/\tau$, where τ is the charge relaxation time scale of the bulk medium, the boundary layer assumption breaks down at \mathbf{x}_0 . This suggests the following scenario for the formation of interfacial geometric singularities. Stronger electric fields may generate strong charge convection at the interface, which will result in the thickening of the Debye layer at locations where $\nabla_\Gamma \cdot \mathbf{u}_\parallel < 0$. At a certain field strength, the Debye layer charge distribution broadens to the extent that the boundary layer assumption fails, at which point the TM model will no longer be valid. At this point, the interfacial stress balance also fails, indicating the emergence of geometric singularities.

The foregoing derivation assumed that the imposed voltage is on the order of the thermal voltage. In Section 4.3, we extend our derivation to the case when the imposed electric field is large. Following [28, 30], let β be the ratio between the imposed voltage (characteristic electric field times droplet size) and the thermal voltage. Then, under the assumption:

$$1 \ll \beta \ll \frac{1}{\delta} \quad (4)$$

we can obtain the TM model, in much the same way as before. An important difference, however, is that there are now two boundary layers (Figure 6). The charge layer widens to $r_E = \sqrt{\beta}r_D$ inside of which is an inner-inner layer of width r_D .

In Section 5, we consider the case when $l_C \neq l_A$. We compute the asymptotic limit as $\delta \rightarrow 0$ assuming the scaling $\gamma = \mathcal{O}(\delta)$ and $Pe = \mathcal{O}(\delta^0)$. To leading order, we find that the shape of the interface quickly evolves into a sphere; this is due to our assumption that the surface tension γ scales like δ , in contrast to Section 4 in which we assumed a δ^2 scaling. At next order, we find that the sphere undergoes a small deformation, and more importantly, acquires a non-zero drift velocity. This is a liquid-liquid version of electrophoretic motion of suspended solid particles studied in electrokinetic theory. Indeed, the interfacial conditions for the tangential velocity across the leaky dielectric interface may be interpreted as the liquid-liquid generalization of the Smoluchowski slip velocity relation for solid-liquid interfaces. We derive an explicit formula for the drift velocity and compute the flow field around the leaky dielectric sphere. An interesting result of our analysis is that the deformation of the leaky dielectric sphere does not depend, to leading order, on the ratio l_C/l_A . Thus, the Taylor criterion for prolate/oblate deformation of a sphere applies even to the case when $l_C \neq l_A$. The picture that emerges from our analysis in Sections 4 and 5 is that EML phenomena dominate in the absence of a Galvani potential whereas EDL phenomena appear in its presence. In our model, electrophoretic motion of leaky dielectrics is an EDL phenomenon; the identification of leaky dielectric electrohydrodynamics with EML phenomena may thus be misleading.

We conclude in Section 6 by a summary and discussion of the validity, limitations and implications of our results. In particular, we estimate the magnitude of the dimensionless parameters and discuss whether the TM model with or without surface charge convection corresponds to typical leaky dielectric systems. The appendices contain technical material used in the main text.

2 Modified Saville Model

2.1 Setup

Figure 1 shows the configuration considered here: a Newtonian viscous fluid in the interior domain Ω_i is separated from another Newtonian viscous fluid in the exterior domain Ω_e by an interface denoted by Γ . We let the whole region

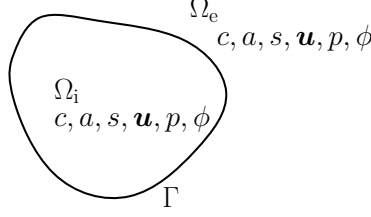


Figure 1: Setup for the modified Saville model. The interior/exterior medium is denoted by Ω_i/Ω_e . The interface is denoted by Γ . The unknown functions in $\Omega_{i,e}$ are c, a, s, \mathbf{u}, p and ϕ .

be $\Omega = \Omega_i \cup \Omega_e \cup \Gamma$. The region Ω may either be a bounded domain (so that there is a boundary $\partial\Omega$) or the whole of \mathbb{R}^3 . Unlike the analysis in [30], here the fluid interface Γ is not restricted to a spherical surface, and is allowed to be time-dependent (and hence a time-dependent Ω_i). We shall sometimes use the notation Γ_t to make this time dependence explicit.

We consider a salt (S) which may dissociate into cations (C^+) and anions (A^-) in a solvent, as in reaction (1). As discussed in Section 1, we consider the weak-electrolyte case, in which most of the salt does not dissociate into its constituent ions. This may happen, for example, if NaCl is dissolved in a non-polar solvent. When the above dissociation reaction is at equilibrium in the non-polar solvent, there should be considerably more S than C^+ or A^- .

In the bulk ($\Omega_i \cup \Omega_e$) the concentrations of C^+ , A^- and S are denoted by c , a and s respectively. The equations satisfied by these variables in $\Omega_i \cup \Omega_e$ are:

$$\frac{\partial c}{\partial t} + \nabla \cdot (\mathbf{u}c) = \nabla \cdot \left(D_C \left(\nabla c + c \frac{F}{RT} \nabla \phi \right) \right) + k_+ s - k_- ca, \quad (5)$$

$$\frac{\partial a}{\partial t} + \nabla \cdot (\mathbf{u}a) = \nabla \cdot \left(D_A \left(\nabla a - a \frac{F}{RT} \nabla \phi \right) \right) + k_+ s - k_- ca, \quad (6)$$

$$\frac{\partial s}{\partial t} + \nabla \cdot (\mathbf{u}s) = \nabla \cdot (D_S \nabla s) - k_+ s + k_- ca. \quad (7)$$

Here, \mathbf{u} is the solvent velocity, $D_{C,A,S}$ are the diffusion coefficients, F is the Faraday constant, RT is the ideal gas constant times absolute temperature, ϕ is the electrostatic potential and k_{\pm} are the rates of forward and backward reaction in (1). The diffusion coefficients $D_{C,A,S}$ and the reaction rate constants k_{\pm} may differ in Ω_i and Ω_e , but we assume they are constant within each region. We will sometimes use the notation $D_{C,i}$ or $D_{C,e}$ to refer to the diffusion constant in regions Ω_i and Ω_e respectively. Analogous expressions will be used for $D_{A,S}$ and for k_{\pm} . We need an equation for the fluid velocity \mathbf{u} as well as the electrostatic potential ϕ . For the electrostatic potential, we have:

$$-\nabla \cdot (\epsilon \nabla \phi) = F(c - a), \quad (8)$$

where ϵ is the dielectric constant. For the fluid velocity, we assume Stokes flow:

$$\mu \Delta \mathbf{u} - \nabla p = F(c - a) \nabla \phi, \quad \nabla \cdot \mathbf{u} = 0, \quad (9)$$

where μ is the viscosity and p is the pressure. The dielectric constant ϵ and the viscosity μ may take different but spatially constant values in Ω_i and Ω_e , and we use the notation $\epsilon_k, \mu_k, k = i, e$ to denote the constants in the two regions. Note that the force balance equation in (9) can also be written as:

$$\nabla \cdot (\Sigma(\mathbf{u}, p) + \Sigma_M(\phi)) = 0, \quad (10)$$

$$\Sigma(\mathbf{u}, p) = 2\mu \nabla_S \mathbf{u} - pI, \quad 2\nabla_S \mathbf{u} = (\nabla \mathbf{u} + (\nabla \mathbf{u})^T), \quad (11)$$

$$\Sigma_M(\phi) = \epsilon \left(\nabla \phi \otimes \nabla \phi - \frac{1}{2} |\nabla \phi|^2 I \right). \quad (12)$$

The tensor Σ_M is known as the Maxwell stress tensor. We now consider boundary conditions. If Ω is bounded, we must impose boundary conditions on the outer boundary $\partial\Omega$. Here, the boundary conditions are

$$c = c_*, \quad a = a_*, \quad s = s_*, \quad \mathbf{u} = 0, \quad \phi = \phi_b. \quad (13)$$

Assuming electroneutral boundary conditions, the concentrations c_*, a_* and s_* satisfy the following equations:

$$k_{+,e} s_* - k_{-,e} c_* a_* = 0, \quad c_* = a_*, \quad (14)$$

where $k_{\pm,e}$ denotes the reaction rate constants in Ω_e . We may interpret ϕ_b as the externally imposed voltage, and may allow ϕ_b to depend on time.

If $\Omega = \mathbb{R}^3$, we may set:

$$\lim_{|\mathbf{x}| \rightarrow \infty} c = c_*, \quad \lim_{|\mathbf{x}| \rightarrow \infty} a = a_*, \quad \lim_{|\mathbf{x}| \rightarrow \infty} s = s_* \quad (15)$$

where c_*, a_* and s_* are to satisfy (14). For the voltage and velocity field, we may set

$$\lim_{|\mathbf{x}| \rightarrow \infty} \phi = \phi_b(\mathbf{x}, t), \quad \lim_{|\mathbf{x}| \rightarrow \infty} \mathbf{u} = 0, \quad (16)$$

where ϕ_b is a given function that prescribes the behavior of the voltage at infinity.

At the interface Γ , the boundary conditions for the electrostatic potential are

$$[\phi] = 0, \quad \left[\epsilon \frac{\partial \phi}{\partial \mathbf{n}} \right] = 0, \quad (17)$$

where \mathbf{n} is the normal on Γ (pointing from region Ω_i to Ω_e) and $[w]$ is the jump in the value of w across the interface Γ :

$$[w] \equiv w|_{\Gamma_i} - w|_{\Gamma_e} \quad (18)$$

with $w_{\Gamma_{i,e}}$ denoting the value of u evaluated at the $\Omega_{i,e}$ face of Γ . For the fluid equations, we have the following interface conditions.

$$[\mathbf{u}] = 0, [(\Sigma(\mathbf{u}, p) + \Sigma_M(\phi))\mathbf{n}] = -\gamma_*\kappa\mathbf{n}, \quad (19)$$

where γ_* is the surface tension coefficient and κ is the sum of the principal curvatures of the surface Γ . The above boundary condition on the stress, with the help of (17), can also be recast as:

$$[\Sigma(\mathbf{u}, p)\mathbf{n}] = - \left[\frac{\epsilon}{2} \left(\left(\frac{\partial \phi}{\partial \mathbf{n}} \right)^2 - |\nabla_\Gamma \phi|^2 \right) \right] \mathbf{n} - \gamma_*\kappa\mathbf{n}, \quad (20)$$

where ∇_Γ denotes the surface gradient operator on the interface Γ . Finally, we impose the kinematic (no-slip) condition; the interface moves with the local fluid velocity.

On both sides of the interface Γ , we set

$$\left[-D_C \left(\nabla c + c \frac{F}{RT} \nabla \phi \right) \cdot \mathbf{n} \right] = 0, \quad l_C c|_{\Gamma_e} = c|_{\Gamma_i}, \quad (21)$$

where l_C is a positive constant. We impose similar boundary conditions for a and s with constants l_A and l_S . These boundary conditions are the same as those imposed in [36]. The constants $l_{C,A,S}$ are subject to the following thermodynamic restrictions:

$$\frac{l_C l_A}{l_S} = \frac{K_{eq,i}}{K_{eq,e}}, \quad \text{with } K_{eq,i} = \frac{k_{+,i}}{k_{-,i}}, \quad i = i, e, \quad (22)$$

where $k_{\pm,i}, i = i, e$ are the rate constants in $\Omega_i, i = i, e$ respectively. The above ensures that each chemical species C, A and S in each of the two solvents has a well-defined energy level. That is to say, there are constants $E_{X,i}, X = C, A, S, i = i, e$ satisfying

$$\begin{aligned} -E_{C,i} - E_{A,i} + E_{S,i} &= RT \ln K_{eq,i}, \quad i = i, e, \\ E_{X,i} - E_{X,e} &= RT \ln l_X, \quad X = C, A, S. \end{aligned} \quad (23)$$

This concludes the specification of the modified Saville model.

The modified Saville model satisfies the following energy identity. Suppose Ω is a bounded domain. Then, we have:

$$\frac{d\mathcal{E}}{dt} = -\mathcal{D} + \mathcal{I}, \quad \mathcal{E} = \mathcal{E}_{chem} + \mathcal{E}_{elec} + \mathcal{E}_{surf}, \quad \mathcal{D} = \mathcal{D}_{ediff} + \mathcal{D}_{visc} + \mathcal{D}_{rct}. \quad (24)$$

The components of the free energy \mathcal{E} are given by:

$$\begin{aligned} \mathcal{E}_{chem} &= \sum_{X=C,A,S} \int_{\Omega} n_X (RT(\ln n_X - 1) + E_X) d\mathbf{x}, \\ \mathcal{E}_{elec} &= \int_{\Omega} \frac{\epsilon}{2} |\nabla \phi|^2 d\mathbf{x}, \quad \mathcal{E}_{surf} = \int_{\Gamma} \gamma_* dm_{\Gamma}, \end{aligned} \quad (25)$$

where

$$E_X = \begin{cases} E_{X,i} & \text{in } \Omega_i \\ E_{X,e} & \text{in } \Omega_e \end{cases} \text{ for } X = C, A, S. \quad (26)$$

The components of the dissipation \mathcal{D} are given by:

$$\begin{aligned} \mathcal{D}_{\text{ediff}} &= \sum_{X=C,A,S} \int_{\Omega} \frac{D_X n_X}{RT} |\nabla \mu_X|^2 d\mathbf{x}, \quad \mu_X = RT \ln n_X + z_X F \phi, \\ \mathcal{D}_{\text{visc}} &= \int_{\Omega} 2\mu |\nabla_S \mathbf{u}|^2 d\mathbf{x}, \\ \mathcal{D}_{\text{rct}} &= \int_{\Omega} RT k_+ s (Q - 1) \ln Q d\mathbf{x}, \quad Q = \frac{k_- c a}{k_+ s}. \end{aligned} \quad (27)$$

Boundary free energy input \mathcal{I} is given by:

$$\begin{aligned} \mathcal{I} &= - \int_{\partial\Omega} \left(\phi j_{\partial\Omega} + \sum_{X=C,A,S} \mu_X f_{X,\partial\Omega} \right) dm_{\partial\Omega}, \\ j_{\partial\Omega} &= - \frac{\partial}{\partial t} \left(\epsilon \frac{\partial \phi}{\partial \mathbf{n}} \Big|_{\partial\Omega} \right), \quad f_{X,\partial\Omega} = - \frac{D_X n_X}{RT} \frac{\partial \mu_X}{\partial \mathbf{n}} \Big|_{\partial\Omega}. \end{aligned} \quad (28)$$

In the above, $n_{C,A,S}$ are c, a, s respectively, z_X is the valence of each ion ($z_C = -z_A = 1$ and $z_S = 0$), \mathbf{n} is the outward normal on $\partial\Omega$ and dm_{Γ} and $dm_{\partial\Omega}$ denote integration on with the standard surface measures on $\partial\Omega$ and $\partial\Gamma$ respectively. The calculations that lead to the above energy identity are discussed in Appendix A.

The free energy has three components, the chemical and entropic free energy $\mathcal{E}_{\text{chem}}$, the electrostatic energy $\mathcal{E}_{\text{elec}}$ and the interfacial surface tension energy $\mathcal{E}_{\text{surf}}$. The total free energy is dissipated ($\mathcal{D} \geq 0$) except for possible free energy input at the boundary of the domain (\mathcal{I}). The dissipation consists of the viscous dissipation $\mathcal{D}_{\text{visc}}$, the electrodiffusive dissipation $\mathcal{D}_{\text{ediff}}$ and the dissipation due to the dissociation reaction \mathcal{D}_{rct} . Boundary energy input consists of a term that comes from the displacement current and the chemical flux. We emphasize again that such an identity is not possible unless (22) is satisfied; it can be checked that a violation of this restriction will lead to spurious free energy creation at the interface Γ . When $\Omega = \mathbb{R}^3$, the above energy identity still holds if we restrict our integration to any bounded smooth domain containing Ω_i and modify the boundary term \mathcal{I} to include a convective term to the boundary chemical flux and work done by the stress on the boundary.

2.2 Non-dimensionalization

We now non-dimensionalize the above equations. Let the quantities $\hat{\cdot}$ denote the dimensionless quantities. We set:

$$\begin{aligned} c &= c_* \hat{c}, \quad a = a_* \hat{a}, \quad s = s_* \hat{s}, \quad \phi = \frac{RT}{F} \hat{\phi}, \quad \phi_b = \frac{RT}{F} \hat{\phi}_b, \\ D_{C,A,S} &= D_* \hat{D}_{C,A,S}, \quad \epsilon = \epsilon_* \hat{\epsilon}, \quad \mu = \mu_* \hat{\mu}, \quad \mathbf{x} = L \hat{\mathbf{x}}, \quad t = t_0 \hat{t} = \frac{L}{u_*} \hat{t}, \quad \kappa = \frac{\hat{\kappa}}{L}, \\ \mathbf{u} &= u_* \hat{\mathbf{u}} = \frac{\epsilon_* (RT/F)^2}{\mu_* L} \hat{\mathbf{u}}, \quad p = \frac{\epsilon_* (RT/F)^2}{L^2} \hat{p}, \end{aligned} \quad (29)$$

where D_* , ϵ_* , μ_* and L are the characteristic diffusion coefficient, dielectric constant, viscosity and length respectively. Using the above non-dimensionalization, we have, in $\Omega_i \cup \Omega_e$:

$$Pe \left(\frac{\partial c}{\partial t} + \nabla \cdot (\mathbf{u}c) \right) = \nabla \cdot (D_C (\nabla c + c \nabla \phi)) + \frac{k}{\alpha} \left(s - \frac{ca}{K} \right), \quad (30)$$

$$Pe \left(\frac{\partial a}{\partial t} + \nabla \cdot (\mathbf{u}a) \right) = \nabla \cdot (D_A (\nabla a - a \nabla \phi)) + \frac{k}{\alpha} \left(s - \frac{ca}{K} \right), \quad (31)$$

$$Pe \left(\frac{\partial s}{\partial t} + \nabla \cdot (\mathbf{u}s) \right) = \nabla \cdot (D_S \nabla s) - k \left(s - \frac{ca}{K} \right), \quad (32)$$

$$-\delta^2 \nabla \cdot (\epsilon \nabla \phi) = (c - a), \quad (33)$$

$$\delta^2 (\mu \Delta \mathbf{u} - \nabla p) = (c - a) \nabla \phi, \quad \nabla \cdot \mathbf{u} = 0, \quad (34)$$

where we have dropped $\hat{\cdot}$ for notational simplicity. Pe is the Péclet number

$$Pe = \frac{u_* L}{D_*}, \quad k = \frac{k_+ L^2}{D_*}, \quad \alpha = \frac{c_*}{s_*} = \frac{k_{+,e}}{k_{-,e} c_*}, \quad \delta = \frac{r_D}{L}, \quad r_D = \sqrt{\frac{\epsilon_* RT/F}{F c_*}}, \quad (35)$$

and

$$K = \begin{cases} K_i \equiv K_{\text{eq},i}/K_{\text{eq},e} = \frac{l_C l_A}{l_S} & \text{in } \Omega_i, \\ 1 & \text{in } \Omega_e. \end{cases} \quad (36)$$

Note that the last equality comes from (14), and the expression for K_i is derived from the thermodynamic restrictions (22). The dimensionless boundary conditions at the interface are

$$[-D_C (\nabla c + c \nabla \phi) \cdot \mathbf{n}] = 0, \quad l_C c|_{\Gamma_e} = c|_{\Gamma_i}, \quad (37)$$

$$[-D_A (\nabla a - a \nabla \phi) \cdot \mathbf{n}] = 0, \quad l_A a|_{\Gamma_e} = a|_{\Gamma_i}, \quad (38)$$

$$[-D_S \nabla s \cdot \mathbf{n}] = 0, \quad l_S s|_{\Gamma_e} = s|_{\Gamma_i}, \quad (39)$$

$$[\epsilon \nabla \phi \cdot \mathbf{n}] = 0, \quad [\phi] = 0, \quad (40)$$

$$\delta^2 [\Sigma(\mathbf{u}, p) \mathbf{n}] = -\delta^2 \left[\frac{\epsilon}{2} \left(\left(\frac{\partial \phi}{\partial \mathbf{n}} \right)^2 - |\nabla_{\Gamma} \phi|^2 \right) \right] \mathbf{n} - \gamma \kappa \mathbf{n}, \quad (41)$$

$$[\mathbf{u}] = 0, \quad (42)$$

with the dimensionless surface tension coefficient $\gamma = \frac{\gamma^*}{c_*RTL}$. The dimensionless boundary conditions at $\partial\Omega$ (or as $|\mathbf{x}| \rightarrow \infty$) are:

$$c = a = s = 1, \quad \phi = \phi_b, \quad \mathbf{u} = 0. \quad (43)$$

In the above dimensionless variables, the term in the energy relation (24) assume the following forms. For the free energy components, we have:

$$\begin{aligned} \mathcal{E}_{\text{chem}} &= \sum_{X=C,A} \mathcal{E}_X + \frac{1}{\alpha} \mathcal{E}_S, \\ \mathcal{E}_X &= \int_{\Omega} n_X (\ln n_X - 1 + E_X) d\mathbf{x}, \quad X = C, A, S, \\ \mathcal{E}_{\text{elec}} &= \int_{\Omega} \frac{\delta^2 \epsilon}{2} |\nabla \phi|^2 d\mathbf{x}, \quad \mathcal{E}_{\text{surf}} = \int_{\Gamma} \gamma dm_{\Gamma}, \end{aligned} \quad (44)$$

where the dimensionless energy levels are now:

$$E_X = \begin{cases} -\ln l_X & \text{in } \Omega_i \\ 0 & \text{in } \Omega_e \end{cases} \quad \text{for } X = C, A, S. \quad (45)$$

For the dissipation components and the boundary free energy input, we have: The components of the dissipation \mathcal{D} are given by:

$$\begin{aligned} \mathcal{D}_{\text{ediff}} &= \sum_{X=C,A} \mathcal{D}_X + \frac{1}{\alpha} \mathcal{D}_S, \\ \mathcal{D}_X &= \int_{\Omega} \frac{D_X}{Pe} n_X |\nabla \mu_X|^2 d\mathbf{x}, \quad \mu_X = \ln n_X + z_X \phi, \quad X = C, A, S, \\ \mathcal{D}_{\text{visc}} &= \int_{\Omega} 2\delta^2 \mu |\nabla_S \mathbf{u}|^2 d\mathbf{x}, \quad \mathcal{D}_{\text{rect}} = \int_{\Omega} \frac{ks}{\alpha Pe} (Q - 1) \ln Q d\mathbf{x}, \quad Q = \frac{ca}{Ks}. \end{aligned} \quad (46)$$

Boundary free energy input \mathcal{I} is given by:

$$\begin{aligned} \mathcal{I} &= - \int_{\partial\Omega} \left(\delta^2 \phi j_{\partial\Omega} + \frac{1}{Pe} \sum_{X=C,A,S} \mu_X f_{X,\partial\Omega} \right) dm_{\partial\Omega}, \\ j_{\partial\Omega} &= - \frac{\partial}{\partial t} \left(\epsilon \frac{\partial \phi}{\partial \mathbf{n}} \Big|_{\partial\Omega} \right), \quad f_{X,\partial\Omega} = - D_X n_X \frac{\partial \mu_X}{\partial \mathbf{n}} \Big|_{\partial\Omega}. \end{aligned} \quad (47)$$

3 Charge Diffusion Model

We first make the assumption that $\alpha \ll 1$ and perform asymptotic calculations to reduce the above full electrokinetic model to a *charge diffusion model*, where a single equation for the charge density $q = c - a$ replaces the equations for c , a and s . This charge diffusion model will then be reduced further in the Sections 4 and 5 by assuming that δ is small, to derive the leaky dielectric model and

possible corrections. The validity of the parametric assumption $\alpha \ll \delta \ll 1$ as in (3) will be discussed in Section 6.5.

Subtracting (31) from (30) we obtain the following equation for the charge density $q = c - a$:

$$Pe \left(\frac{\partial q}{\partial t} + \nabla \cdot (\mathbf{u}q) \right) = \nabla \cdot (D_C \nabla c - D_A \nabla a + (D_C c + D_A a) \nabla \phi). \quad (48)$$

Expanding variables in powers of $\alpha \ll 1$

$$s = s_{(0)} + \alpha s_{(1)} + \mathcal{O}(\alpha^2), \quad c = c_{(0)} + \alpha c_{(1)} + \mathcal{O}(\alpha^2), \quad a = a_{(0)} + \alpha a_{(1)} + \mathcal{O}(\alpha^2), \quad (49)$$

the leading order equation obtained from (48) is simply:

$$Pe \left(\frac{\partial q_{(0)}}{\partial t} + \nabla \cdot (\mathbf{u}_{(0)} q_{(0)}) \right) = \nabla \cdot (D_C \nabla c_{(0)} - D_A \nabla a_{(0)} + (D_C c_{(0)} + D_A a_{(0)}) \nabla \phi_{(0)}) \quad (50)$$

From equation (30) we see that

$$s_{(0)} - \frac{c_{(0)} a_{(0)}}{K} = 0. \quad (51)$$

We thus conclude from (32) that, to leading order in α ,

$$Pe \left(\frac{\partial s_{(0)}}{\partial t} + \nabla \cdot (\mathbf{u}_{(0)} s_{(0)}) \right) = \nabla \cdot (D_S \nabla s_{(0)}) \quad (52)$$

with boundary conditions:

$$s_{(0)} = 1 \text{ on } \partial\Omega \text{ and } [D_S \nabla s_{(0)}] = 0, \quad s_{(0)}|_{\Gamma_i} = l_S \quad s_{(0)}|_{\Gamma_e} \quad \text{on } \Gamma. \quad (53)$$

We see that, regardless of $\mathbf{u}_{(0)}$, $s_{(0)}$ approaches the steady state:

$$s_{(0)} = s_{\text{st}} = \begin{cases} l_S & \text{in } \Omega_i, \\ 1 & \text{in } \Omega_e. \end{cases} \quad (54)$$

We shall thus assume that $s = s_{\text{st}}$ at all times. Using this with (51), we may eliminate $c_{(0)}, a_{(0)}$ in favor of an equation for $q_{(0)} = c_{(0)} - a_{(0)}$ only. We have:

$$c_{(0)} = \frac{1}{2} \left(q_{(0)} + \sqrt{4S + q_{(0)}^2} \right), \quad a_{(0)} = \frac{1}{2} \left(-q_{(0)} + \sqrt{4S + q_{(0)}^2} \right) \quad (55)$$

where

$$S = K s_{\text{st}} = \begin{cases} S_i = K_i l_S & \text{in } \Omega_i, \\ 1 & \text{in } \Omega_e. \end{cases} \quad (56)$$

We may now substitute (55) into (50) to obtain the following equation for $q_{(0)}$:

$$Pe \left(\frac{\partial q}{\partial t} + \nabla \cdot (\mathbf{u}q) \right) = -\nabla \cdot \mathbf{J}_q, \quad (57)$$

$$\mathbf{J}_q = -\Sigma(q) \left(\frac{1}{\sqrt{4S + q^2}} \nabla q + \nabla \phi \right), \quad (58)$$

$$\Sigma(q) = \frac{1}{2} \left((D_C + D_A) \sqrt{4S + q^2} + (D_C - D_A) q \right), \quad (59)$$

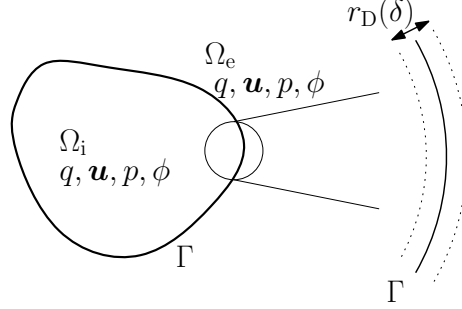


Figure 2: Setup for the charge diffusion model. In contrast to the modified Saville model (Figure 1), the unknown functions in $\Omega_{i,e}$ are now q, \mathbf{u}, p and ϕ . As $\delta \rightarrow 0$, a boundary layer of width r_D (δ in dimensionless units) develops on both sides of the interface Γ , as shown on the right.

where we dropped the subscript “(0)” for notational simplicity. It is not difficult to see that the effective conductivity coefficient $\Sigma(q)$ is positive.

From (43) we see that q satisfies:

$$q = 0 \text{ on } \partial\Omega \text{ or } q \rightarrow 0 \text{ as } |\mathbf{x}| \rightarrow \infty. \quad (60)$$

On the interface Γ , the (dimensionless version of the) flux boundary condition in (21) results in the boundary condition:

$$[\mathbf{J}_q \cdot \mathbf{n}] = 0. \quad (61)$$

The second boundary condition in (21) produces:

$$\frac{l_C}{2} \left(q + \sqrt{4 + q^2} \right) \Big|_{\Gamma_e} = \frac{1}{2} \left(q + \sqrt{4S_i + q^2} \right) \Big|_{\Gamma_i}. \quad (62)$$

We point out that, thanks to the thermodynamic restriction (22), this condition is mathematically equivalent to

$$\frac{l_A}{2} \left(-q + \sqrt{4 + q^2} \right) \Big|_{\Gamma_e} = \frac{1}{2} \left(-q + \sqrt{4S_i + q^2} \right) \Big|_{\Gamma_i}. \quad (63)$$

Relation (22), therefore, ensures that the assumption of small α leads to a mathematically consistent limiting problem.

In the resulting reduced model the unknown variables are thus q, ϕ, \mathbf{u} and p , where the equations for q were given above (see Figure 2). The equation for ϕ and \mathbf{u} remain the same as the original model except that we should replace $c - a$ in (33) and (34) with q :

$$-\delta^2 \nabla \cdot (\epsilon \nabla \phi) = q, \quad (64)$$

$$\delta^2 (\mu \Delta \mathbf{u} - \nabla p) = q \nabla \phi, \quad \nabla \cdot \mathbf{u} = 0. \quad (65)$$

The interface conditions (40), (41) and (42) as well as the outer boundary conditions for ϕ and \mathbf{u} remain the same as the modified Saville model. We shall call this the *charge diffusion model*. Henceforth, we consider the charge diffusion model instead of the modified Saville model.

The charge diffusion model, like the modified Saville model of the previous section, satisfies the following energy relation:

$$\frac{d\mathcal{E}}{dt} = -\mathcal{D} + \mathcal{I}, \quad \mathcal{E} = \mathcal{E}_{\text{ch}} + \mathcal{E}_{\text{elec}} + \mathcal{E}_{\text{surf}}, \quad \mathcal{D} = \mathcal{D}_{\text{ediff}} + \mathcal{D}_{\text{visc}}, \quad (66)$$

where $\mathcal{E}_{\text{elec}}$, $\mathcal{E}_{\text{surf}}$ and $\mathcal{D}_{\text{visc}}$ are the same as in (44), (46) and

$$\begin{aligned} \mathcal{E}_{\text{ch}} &= \int_{\Omega} \left(q(\omega_q + E_q) - \sqrt{4S + q^2} \right) d\mathbf{x}, \quad \mathcal{D}_{\text{ediff}} = \int_{\Omega} \frac{1}{Pe} \Sigma(q) |\nabla \mu_q|^2 d\mathbf{x}, \\ \omega_q &= \ln \left(\frac{1}{2} \left(q + \sqrt{4S + q^2} \right) \right), \quad \mu_q = \omega_q + \phi, \quad E_q = \begin{cases} -\ln l_C & \text{in } \Omega_i, \\ 0 & \text{in } \Omega_e. \end{cases} \\ \mathcal{I} &= - \int_{\partial\Omega} \left(\delta^2 \phi j_{\partial\Omega} + \frac{1}{Pe} \mu_q f_q \right) dm_{\partial\Omega}, \\ j_{\partial\Omega} &= - \frac{\partial}{\partial t} \left(\epsilon \frac{\partial \phi}{\partial \mathbf{n}} \Big|_{\partial\Omega} \right), \quad f_{q,\partial\Omega} = - \Sigma(q) \frac{\partial \mu_q}{\partial \mathbf{n}} \Big|_{\partial\Omega}. \end{aligned} \quad (67)$$

In contrast to the energy identity (24) of the modified Saville model, dissipation due to the dissociation reaction \mathcal{D}_{rct} as well as the terms involving the neutral solute s in $\mathcal{E}_{\text{chem}}$ and $\mathcal{D}_{\text{ediff}}$ are absent. Indeed, we may obtain the above energy identity in the following fashion. Plug in the expansions in equation (49) into (24), (44), (46) where $s_{(0)}$, $c_{(0)}$ and $a_{(0)}$ are given in (54) and (55). As we let $\alpha \rightarrow 0$, we see that:

$$\mathcal{E}_C^{\text{MS}} + \mathcal{E}_A^{\text{MS}} \rightarrow \mathcal{E}_{\text{ch}}^{\text{CD}}, \quad \frac{1}{\alpha} \mathcal{E}_S^{\text{MS}} \rightarrow -l_S |\Omega_i|, \quad \frac{1}{\alpha} \mathcal{D}_S^{\text{MS}} \rightarrow 0, \quad \mathcal{D}_{\text{rct}}^{\text{MS}} \rightarrow 0, \quad (68)$$

where $|\Omega_i|$ is the volume of the region Ω_i . In the above, the superscripts MS and CD denote the energies and dissipations in the free energy identities of the modified Saville model (24) and the charge diffusion model (66) respectively. Since the flow is incompressible, $|\Omega_i|$ remains constant in time, and we thus obtain (66).

We may arrive at the charge diffusion model via a model that is slightly different from the modified Saville model, a derivation that may in some cases be more physically relevant. Suppose that the dielectric itself undergoes ionic dissociation. Then, S in (1) should be considered the dielectric rather than the solute. However, the dielectric in the interior and exterior are different. Let us suppose that the dissociation is such that the cation is the same in both the interior and exterior dielectrics (for example, it could be a proton). The dissociation reaction is



in Ω_i and Ω_e respectively where the $S_{i,e}$ are the interior/exterior dielectrics and $A_{i,e}$ are the interior/exterior anions. A leaky dielectric is a poor conductor, and

we thus assume that most of the dielectric is not dissociated. Thus, the ratio between the dissociated and non-dissociated dielectric, α , is assumed small. The concentrations for $A_{i,e}^-$ as well as C^+ satisfy the dimensionless equations (31) and (30), but it would not be appropriate to model the concentration dynamics of $S_{i,e}$ with (32). This is because the diffusion equation describes the dynamics of a dilute solute; after all, the dielectric is the solvent itself and as such it fills the space and its concentration is almost spatially constant. The cation concentration c satisfies the interface condition (37) whereas the anion concentrations $a_{i,e}$ satisfy

$$D_{A_{i,e}} (\nabla a_{i,e} - a_{i,e} \nabla \phi) \cdot \mathbf{n} = 0, \quad (70)$$

since $A_{i,e}$ do not cross the solvent interface Γ . We can then recover (for any reasonable choice of equation for the concentrations of $S_{i,e}$) the charge diffusion model as $\alpha \rightarrow 0$.

An important difference between the first derivation via the modified Saville model and second derivation outlined above is that, in the second derivation, the constant S of (56) is a material property that does not depend on any external boundary condition at $\partial\Omega$ or the far field; in the first derivation, S depended on the value of the solute concentration at the boundary $\partial\Omega$, but in the second, S depends on the concentration of the dielectric, a material property. As we can see from (57), S determines the conductivity; the second derivation supports the view that the conductivity should be a material property. The only constant in the charge diffusion model that depends not on the material property but on the property *between* materials is the constant l_C . This constant, as we shall see now, determines whether there may be a voltage jump across the dielectric interface.

Consider the special problem in which we set the boundary voltage at $\partial\Omega$ to be $\phi_b = 0$. In this case, we see that $q = 0$ (with $\phi = 0$) satisfies (57), (60), (61), (62) so long as

$$l_C = \sqrt{S_i}. \quad (71)$$

According to (22), this condition is satisfied when

$$l_C = l_A. \quad (72)$$

In other words, condition (72) ensures that the state in which the system is everywhere electroneutral ($q = 0$) is a steady state solution of the system. Under (72), (62) can be reduced to the condition:

$$l_C q|_{\Gamma_e} = q|_{\Gamma_i}. \quad (73)$$

If $l_C \neq l_A$, we expect an accumulation of charge on the interface Γ resulting in a voltage jump across the interface, even in the absence of an externally imposed electric field. In fact, it is possible to obtain an expression for this voltage jump by the following heuristic argument. At equilibrium, we expect the chemical potential, or energy per unit charge, to be equal on both sides of the interface. The energy relation (66) suggests therefore that:

$$(\mu_q + E_q)|_{\Omega_e} = (\mu_q + E_q)|_{\Omega_i}. \quad (74)$$

Pe or Pe_E	surface charge convection
$\mathcal{O}(\delta^{-2})$ or $\mathcal{O}(\delta_E^{-2})$	$\mathcal{O}(1)$
$\mathcal{O}(\delta^{-1})$ or $\mathcal{O}(\delta_E^{-1})$	$\mathcal{O}(\delta)$ or $\mathcal{O}(\delta_E)$
$\mathcal{O}(\delta^k)$ or $\mathcal{O}(\delta_E^k)$, $k \geq 0$	smaller than $\mathcal{O}(\delta)$ or $\mathcal{O}(\delta_E)$

Table 1: The presence of surface charge convection in the limiting TM model depending on the scaling of Pe or Pe_E with respect to δ or δ_E . The dimensionless constants Pe_E and δ_E pertain to asymptotics under strong electric fields discussed in Section 4.3, and are defined in (167) and (170).

In the bulk, q should approximately be equal to 0, and therefore, we have:

$$\phi|_{\Omega_e} = \ln \sqrt{S_i} - \ln l_C + \phi|_{\Omega_i}. \quad (75)$$

Thus,

$$\phi|_{\Omega_i} - \phi|_{\Omega_e} = \ln \left(\frac{l_C}{\sqrt{S_i}} \right) = \frac{1}{2} \ln \left(\frac{l_C}{l_A} \right). \quad (76)$$

We see that $l_C \neq l_A$ leads to a voltage jump across the interface. This suggests that the cases $l_C = l_A$ and $l_C \neq l_A$ are qualitatively different and we will thus treat these two cases separately.

4 Taylor-Melcher Limit

4.1 Derivation of the Taylor-Melcher Model

As discussed above, the cases $l_C = l_A$ and $l_C \neq l_A$ are fundamentally different. In this section, we consider the case $l_C = l_A$. Under this assumption, we consider the limit $\delta \rightarrow 0$ in the charge diffusion model to derive the TM model. In the calculations to follow, we scale Pe and γ with respect to δ as follows:

$$Pe = \frac{\chi}{\delta^2}, \quad \gamma = \hat{\gamma} \delta^2, \quad (77)$$

where χ and $\hat{\gamma}$ are constant. As we shall see, this scaling yields the full TM model with surface charge convection for arbitrary interfacial geometry. Different distinguished limits can be obtained depending on how we scale the two dimensionless numbers Pe and γ . The scaling of Pe with respect to δ determines whether surface charge convection will be important. This is summarized in Table 1. $Pe = \mathcal{O}(\delta^{-1})$ leads to the TM model with surface charge convection as an $\mathcal{O}(\delta)$ correction. For smaller Pe , surface charge convection is negligible. We shall not present these calculations here since they are quite similar to (and simpler than) the calculations presented here. We shall also see, at the end of this Section, that (77) is the natural scaling as dictated by the free energy identity.

We expand q in powers of δ as:

$$q = q_0 + \delta q_1 + \delta^2 q_2 + \cdots, \quad (78)$$

and likewise for other variables ϕ and \mathbf{u} .

Let us first consider equations in the bulk or outer layer. We see from (64) that:

$$q_0 = q_1 = 0. \quad (79)$$

This is also compatible with (57). The leading non-trivial equations we obtain from (64), (57) and (65) are:

$$\chi \left(\frac{\partial q_2}{\partial t} + \nabla \cdot (\mathbf{u}_0 q_2) \right) = \nabla \cdot (\sigma \nabla \phi_0), \quad (80)$$

$$-\nabla \cdot (\epsilon \nabla \phi_0) = q_2, \quad (81)$$

$$\mu \Delta \mathbf{u}_0 - \nabla p_0 = q_2 \nabla \phi_0, \quad \nabla \cdot \mathbf{u}_0 = 0, \quad (82)$$

where the conductivity σ is given by:

$$\sigma = \Sigma(q_0 = 0) = (D_C + D_A) \sqrt{S} = \begin{cases} (D_{C,i} + D_{A,i}) \sqrt{l_C l_A} & \text{in } \Omega_i, \\ D_{C,e} + D_{A,e} & \text{in } \Omega_e. \end{cases} \quad (83)$$

where we used the relation (56), (71) and (22) in the last equality. We shall sometimes use the notation $\sigma_k, k = i, e$ to denote the value of σ in the two regions. In this section, $l_C = l_A$ by assumption, and therefore, $\sqrt{S} = l_C$ in Ω_i .

In order to obtain interface conditions for the above equations in the outer layer, we perform a boundary layer analysis near Γ . Small δ in (64) implies a boundary layer of thickness δ near Γ (see Figure 2). To study this boundary layer, we introduce an curvilinear coordinate system $(\xi, \boldsymbol{\eta}) = (\xi, \eta^1, \eta^2)$ fitted to the interface Γ (Figure 3). Let $\boldsymbol{\eta}$ be a local coordinate system on the surface Γ so that $\mathbf{x} = \mathbf{X}(\boldsymbol{\eta}, t)$ is the cartesian coordinate position of the evolving interface. We let points of fixed $\boldsymbol{\eta}$ move with the normal velocity of the interface:

$$\frac{\partial \mathbf{X}}{\partial t} = u_\perp(\boldsymbol{\eta}, t) \mathbf{n}(\boldsymbol{\eta}, t), \quad u_\perp(\boldsymbol{\eta}, t) = \mathbf{u}(\mathbf{X}(\boldsymbol{\eta}, t), t) \cdot \mathbf{n}(\boldsymbol{\eta}, t), \quad (84)$$

where, \mathbf{n} is the outward pointing unit normal (pointing from Ω_i to Ω_e). The map \mathcal{T} :

$$\mathcal{T}(\xi, \boldsymbol{\eta}, t) \mapsto \mathbf{X}(\boldsymbol{\eta}, t) + \xi \mathbf{n}(\boldsymbol{\eta}, t) \quad (85)$$

defines the desired local curvilinear coordinate system. The coordinate ξ is thus the signed distance function from the interface, where $\xi > 0$ is on the Ω_e side and $\xi < 0$ on the Ω_i side. We use an arbitrary point $\mathbf{x} = \mathbf{x}_* \in \Gamma$ at time $t = t_*$ as the origin in the $(\xi, \boldsymbol{\eta})$ coordinate system in the following boundary layer analysis.

In an abuse of notation, q, ϕ and other scalar functions will be seen interchangeably as functions of $(\xi, \boldsymbol{\eta}, t)$ as well as of (\mathbf{x}, t) . For the velocity field \mathbf{u} , we

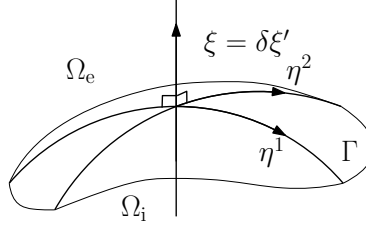


Figure 3: The curvilinear coordinate system. ξ is perpendicular to the surface Γ , where $\xi < 0$ is on the Ω_i side. The $\xi = 0$ surface corresponds to Γ and $\boldsymbol{\eta} = (\eta^1, \eta^2)$ is the coordinate system fitted to Γ .

introduce the velocity functions (u, v^1, v^2) adapted to the curvilinear coordinate system:

$$\mathbf{u}(\mathbf{X}, t) = u(\xi, \boldsymbol{\eta}, t) \frac{\partial \mathcal{T}}{\partial \xi} + v^i(\xi, \boldsymbol{\eta}, t) \frac{\partial \mathcal{T}}{\partial \eta^i} \quad (86)$$

where \mathcal{T} is the local coordinate map (85). In the above and henceforth, we shall use the summation convention for repeated indices. The function u is the fluid velocity normal to level sets of the signed distance function of Γ and v^1, v^2 are the fluid velocities tangent to the same level sets.

First we introduce the stretched boundary layer coordinate system $\xi' \equiv \xi/\delta$ close to the interface, with the inner layer variables denoted by $\tilde{\cdot}$:

$$\tilde{q}(\xi', \boldsymbol{\eta}, t) = q(\xi/\delta, \boldsymbol{\eta}, t), \quad (87)$$

and likewise for ϕ, u, v_1 and v_2 . We then expand each of these variables in powers of δ as follows:

$$\tilde{q} = \tilde{q}_0 + \delta \tilde{q}_1 + \delta^2 \tilde{q}_2 \cdots \quad (88)$$

Expressions resulting from the Stokes equation (65) in inner layer coordinates are discussed in Appendix B.

In the calculations to follow, the symbol $[\cdot]$, applied to an inner layer variable, is the jump in the value across $\xi' = 0$ ($[\cdot] = \cdot|_{\xi'=0-} - \cdot|_{\xi'=0+}$). When applied to an outer layer variable, the symbol $[\cdot]$ denotes the jump in the value across $\xi = 0$: $[\cdot] = \cdot|_{\xi=0-} - \cdot|_{\xi=0+}$.

From equations (64) and (65) (see (331)) we have:

$$-\frac{\partial^2 \tilde{\phi}_0}{\partial \xi'^2} = \tilde{q}_0, \quad \tilde{q}_0 \frac{\partial \tilde{\phi}_0}{\partial \xi'} = 0 \rightarrow \tilde{q}_0 = 0, \quad \frac{\partial \tilde{\phi}_0}{\partial \xi'} = 0. \quad (89)$$

The interface conditions (40) yield

$$[\tilde{\phi}_0] = 0. \quad (90)$$

Given the matching conditions

$$\lim_{\xi' \rightarrow \pm\infty} \tilde{\phi}_0 = \lim_{\xi \rightarrow 0\pm} \phi_0 \equiv \phi_{\pm}, \quad (91)$$

we see that

$$\tilde{\phi}_0 \equiv \lim_{\xi \rightarrow 0 \pm} \phi_0 \text{ for } -\infty < \xi' < \infty. \quad (92)$$

In particular, this implies that

$$[\phi_0] = 0. \quad (93)$$

This shows that the voltage, to leading order, must be continuous across the boundary layer. Expressions (89) and (92) are compatible with the following additional equations and boundary conditions that we obtain as leading order equations from (40) and (73):

$$\left[\epsilon \frac{\partial \tilde{\phi}_0}{\partial \xi'} \right] = 0, \quad l_C \tilde{q}_0|_{\xi'=0+} = \tilde{q}_0|_{\xi'=0-}. \quad (94)$$

Note in particular that $\tilde{q}_0 \equiv 0$ is compatible with (62) only because $l_C = l_A$ (in which case (62) reduces to (73)).

We now turn to equations at the next order. From (65) we obtain

$$\frac{\partial \tilde{u}_0}{\partial \xi'} = 0, \quad \mu \frac{\partial^2 \tilde{v}_0^i}{\partial \xi'^2} = \tilde{q}_0 g^{ij} \frac{\partial \tilde{\phi}_0}{\partial \eta^j} = 0, \quad i = 1, 2, \quad (95)$$

where we used (89) in the second expression. Conditions (42) and (41) at the interface $\xi' = 0$ are given by:

$$[\tilde{u}_0] = [\tilde{v}_0^i] = \left[2\mu \frac{\partial \tilde{u}_0}{\partial \xi'} \right] = \left[\mu \frac{\partial \tilde{v}_0^i}{\partial \xi'} \right] = 0, \quad i = 1, 2. \quad (96)$$

The matching conditions at $\xi' = \pm\infty$ are given by:

$$\lim_{\xi' \rightarrow \pm\infty} \tilde{u}_0 = \lim_{\xi \rightarrow 0 \pm} u_0, \quad \lim_{\xi' \rightarrow \pm\infty} \tilde{v}_0^i = \lim_{\xi \rightarrow 0 \pm} v_0^i. \quad (97)$$

The above relations show that

$$\tilde{u}_0 \equiv \lim_{\xi \rightarrow 0 \pm} u_0 \text{ and } \tilde{v}_0^i \equiv \lim_{\xi \rightarrow 0 \pm} v_0^i, \quad i = 1, 2, \text{ for } -\infty < \xi' < \infty. \quad (98)$$

In particular, this implies that:

$$[u_0] = [v_0^i] = 0, \quad i = 1, 2. \quad (99)$$

This shows that the velocity field in the outer layer is continuous across the boundary layer to leading order.

We need further interface conditions solve the outer layer equations (80)-(82). We first consider the incompressibility condition in (65) and (42), from which we obtain (see (319)):

$$\frac{\partial \tilde{u}_1}{\partial \xi'} + \kappa \tilde{u}_0 + \frac{1}{\sqrt{|g|}} \frac{\partial}{\partial \eta^i} \left(\sqrt{|g|} \tilde{v}_0^i \right) = 0, \quad [\tilde{u}_1] = 0, \quad (100)$$

where κ is the sum of the two principal curvatures of the surface Γ and $|g|$ is the determinant of the metric tensor g_{ij} associated with the interface:

$$g_{ij} = \frac{\partial \mathbf{X}}{\partial \eta^i} \cdot \frac{\partial \mathbf{X}}{\partial \eta^j}, \quad |g| = \det(g_{ij}). \quad (101)$$

By (97), \tilde{u}_0 and \tilde{v}_0^i do not depend on ξ' and are equal to the outer layer values u_0 and v_0^i respectively. Thus:

$$\tilde{u}_1 = - \left(\kappa u_0 + \frac{1}{\sqrt{|g|}} \frac{\partial}{\partial \eta^i} \left(\sqrt{|g|} v_0^i \right) \right) \xi' + \tilde{u}_{\perp,1} \quad (102)$$

where $\tilde{u}_{\perp,1}$ is the value of \tilde{u}_1 at $\xi' = 0$.

We first focus on the equations for q and ϕ . From (57) and (64), we obtain the following equations:

$$\chi \left(\frac{\partial \tilde{q}_1}{\partial t} + (\tilde{u}_1 - \tilde{u}_{\perp,1}) \frac{\partial \tilde{q}_1}{\partial \xi'} + \tilde{v}_0^i \frac{\partial \tilde{q}_1}{\partial \eta^i} \right) = - \frac{\partial \tilde{J}_{q,1}}{\partial \xi'}, \quad (103)$$

$$\tilde{J}_{q,1} = - \frac{1}{2} (D_C + D_A) \frac{\partial \tilde{q}_1}{\partial \xi'} - \sigma \frac{\partial \tilde{\phi}_1}{\partial \xi'}, \quad (104)$$

$$-\epsilon \frac{\partial^2 \tilde{\phi}_1}{\partial \xi'^2} = \tilde{q}_1, \quad (105)$$

with interface conditions:

$$\left[\tilde{\phi}_1 \right] = \left[\epsilon \frac{\partial \tilde{\phi}_1}{\partial \xi'} \right] = \left[\tilde{J}_{q,1} \right] = 0, \quad l_C \tilde{q}_1|_{\xi'=0+} = \tilde{q}_1|_{\xi'=0-}. \quad (106)$$

The matching conditions for \tilde{q}_1 are, by (79):

$$\lim_{\xi' \rightarrow \pm\infty} \tilde{q}_1 = 0. \quad (107)$$

The above, together with matching conditions for $\tilde{\phi}_1$, to be discussed shortly, should be sufficient to match the outer and inner layer solutions. However, the impossibility of obtaining closed-form solutions for the inner layer equations makes the matching procedure difficult without additional assumptions. We assume that \tilde{q}_1 is integrable:

$$\int_{-\infty}^{\infty} |\tilde{q}_1| d\xi' < \infty. \quad (108)$$

Furthermore, we assume that:

$$\lim_{\xi' \rightarrow \pm\infty} \frac{\partial \tilde{q}_1}{\partial \xi'} = 0, \quad \lim_{\xi' \rightarrow \pm\infty} \xi' \tilde{q}_1 = 0. \quad (109)$$

The above two conditions in (109) are likely to be consequences of (108), (107) together with the fact that \tilde{q}_1 satisfies (103)-(105), and hence, redundant.

Let us now invoke Kaplun's matching procedure to derive the matching condition for $\tilde{\phi}_1$. First we introduce an intermediate coordinate system ξ_m that scales as $\xi = \delta^\nu \xi_m$, $0 < \nu < 1$. For $\xi' > 0$, we compare the two expressions:

$$\begin{aligned} \phi_0(\xi) + \delta\phi_1(\xi) + \cdots &= \phi_0(\delta^\nu \xi_m) + \delta\phi_1(\delta^\nu \xi_m) + \cdots \\ &= \phi_0|_{\xi=0+} + \frac{\partial\phi_0}{\partial\xi}\bigg|_{\xi=0+} \delta^\nu \xi_m + \delta\phi_1|_{\xi=0+} + \cdots \end{aligned} \quad (110)$$

$$\tilde{\phi}_0(\xi') + \delta\tilde{\phi}_1(\xi') + \cdots = \tilde{\phi}_0(\delta^{\nu-1}\xi_m) + \delta\tilde{\phi}_1(\delta^{\nu-1}\xi_m) + \cdots \quad (111)$$

The two expressions must match. Comparing the $\mathcal{O}(\delta^0)$ term, we obtain (91). Turning to the $\mathcal{O}(\delta^\nu)$ term and using (91), we must have:

$$\frac{\partial\phi_0}{\partial\xi}\bigg|_{\xi=0+} \xi_m = \lim_{\delta \rightarrow 0} \delta^{-\nu+1} \tilde{\phi}_1(\delta^{\nu-1}\xi_m). \quad (112)$$

By (105) and (108), we see that $\lim_{\xi' \rightarrow \infty} \partial\tilde{\phi}_1/\partial\xi'$ exists. Thus, by l'Hôpital's rule,

$$\lim_{\delta \rightarrow 0} \delta^{-\nu+1} \tilde{\phi}_1(\delta^{\nu-1}\xi_m) = \lim_{X \rightarrow \infty} \xi_m \frac{\tilde{\phi}_1(X)}{X} = \xi_m \lim_{\xi' \rightarrow \infty} \frac{\partial\tilde{\phi}_1}{\partial\xi'}. \quad (113)$$

Proceeding similarly on the $\xi' < 0$ side as well, we obtain the matching conditions:

$$\lim_{\xi' \rightarrow \pm\infty} \frac{\partial\tilde{\phi}_1}{\partial\xi'} = \lim_{\xi \rightarrow 0\pm} \frac{\partial\phi_0}{\partial\xi}. \quad (114)$$

An immediate consequence of the above is that we may integrate (105) from $\xi' = -\infty$ to ∞ to find that

$$\left[\epsilon \frac{\partial\phi_0}{\partial\xi} \right] = q_\Gamma, \quad q_\Gamma \equiv \int_{-\infty}^{\infty} \tilde{q}_1 d\xi'. \quad (115)$$

Next, integrate equation (103) from $\xi = 0$ to ∞ . Let us first consider the left hand side. We have:

$$\begin{aligned} &\int_0^\infty \left(\frac{\partial\tilde{q}_1}{\partial t} + (\tilde{u}_1 - \tilde{u}_{\perp,1}) \frac{\partial\tilde{q}_1}{\partial\xi'} + \tilde{v}_0^i \frac{\partial\tilde{q}_1}{\partial\eta^i} \right) d\xi' \\ &= \frac{\partial q_\Gamma^+}{\partial t} + \left(\kappa u_0 + \frac{1}{\sqrt{|g|}} \frac{\partial}{\partial\eta^i} \left(\sqrt{|g|} v_0^i \right) \right) q_\Gamma^+ + v_0^i \frac{\partial q_\Gamma^+}{\partial\eta^i}, \quad q_\Gamma^+ \equiv \int_0^\infty \tilde{q}_1 d\xi'. \end{aligned} \quad (116)$$

Note that q_Γ^+ is well-defined thanks to (108). The second term in the integrand was integrated by parts, where we used (102) and (109). In the last term in the integrand, we replaced \tilde{v}_0^i with the outer layer value using (97). Let us now turn to the right hand side of (103). We integrate to obtain:

$$\int_0^\infty -\frac{\partial\tilde{J}_{q,1}}{\partial\xi'} d\xi' = \sigma \frac{\partial\phi_0}{\partial\xi}\bigg|_{\xi=0+} + \tilde{J}_{q,1}\bigg|_{\xi'=0+} \quad (117)$$

where we used (109) and (114). Combining the above two equations, we have:

$$\chi \left(\frac{\partial q_\Gamma^+}{\partial t} + \kappa u_0 q_\Gamma^+ + \frac{1}{\sqrt{|g|}} \frac{\partial}{\partial \eta^i} \left(\sqrt{|g|} v_0^i q_\Gamma^+ \right) \right) = \sigma \frac{\partial \phi_0}{\partial \xi} \Big|_{\xi=0+} + \tilde{J}_{q,1} \Big|_{\xi'=0+}. \quad (118)$$

We may perform a similar calculation on the $\xi' < 0$ side and use (106) to conclude that:

$$\chi \left(\frac{\partial q_\Gamma}{\partial t} + \kappa u_0 q_\Gamma + \frac{1}{\sqrt{|g|}} \frac{\partial}{\partial \eta^i} \left(\sqrt{|g|} v_0^i q_\Gamma \right) \right) = - \left[\sigma \frac{\partial \phi_0}{\partial \xi} \right], \quad (119)$$

where q_Γ was defined in (115).

To obtain the stress boundary conditions, let us first focus on the velocity field component u . Equation (65) yields (333), which together with (89) and (98) gives:

$$\mu \frac{\partial^2 \tilde{u}_1}{\partial \xi'^2} - \frac{\partial \tilde{p}_0}{\partial \xi'} - \tilde{q}_1 \frac{\partial \tilde{\phi}_1}{\partial \xi'} = 0. \quad (120)$$

The interface conditions (42) and (41) at $\xi' = 0$ yield (see (326)):

$$\left[2\mu \frac{\partial \tilde{u}_1}{\partial \xi'} - \tilde{p}_0 \right] = - \left[\frac{\epsilon}{2} \left(\left(\frac{\partial \tilde{\phi}_1}{\partial \xi'} \right)^2 - g^{ij} \frac{\partial \tilde{\phi}_0}{\partial \eta^i} \frac{\partial \tilde{\phi}_0}{\partial \eta^j} \right) \right] - \hat{\gamma} \kappa, \quad (121)$$

where g^{ij} are the components of the inverse of the metric tensor g_{ij} . The matching conditions at $\xi' = \pm\infty$ for p_0 are

$$\lim_{\xi' \rightarrow \pm\infty} \tilde{p}_0 = \lim_{\xi \rightarrow 0\pm} p_0. \quad (122)$$

Note that the incompressibility condition in the outer layer, at $\xi = 0\pm$, can be expressed as:

$$\left(\frac{\partial u_0}{\partial \xi} + \kappa u_0 + \frac{1}{\sqrt{|g|}} \frac{\partial}{\partial \eta^i} \left(\sqrt{|g|} v_0^i \right) \right) \Big|_{\xi=0\pm} = 0. \quad (123)$$

Comparing this expression with (102) yields:

$$\frac{\partial \tilde{u}_1}{\partial \xi'} = \frac{\partial u_0}{\partial \xi} \Big|_{\xi=0\pm}. \quad (124)$$

We see from (102) that \tilde{u}_1 is a linear function of ξ' . This observation may be used together with (120) to obtain:

$$2\mu \frac{\partial^2 \tilde{u}_1}{\partial \xi'^2} - \frac{\partial \tilde{p}_0}{\partial \xi'} = \tilde{q}_1 \frac{\partial \tilde{\phi}_1}{\partial \xi'}. \quad (125)$$

Let us integrate the above from $\xi' = 0$ to $\xi' = \infty$. We have:

$$\left(2\mu \frac{\partial u_0}{\partial \xi} - p_0\right)\Big|_{\xi=0+} - \left(2\mu \frac{\partial \tilde{u}_1}{\partial \xi'} - \tilde{p}_0\right)\Big|_{\xi'=0+} = \int_0^\infty \tilde{q}_1 \frac{\partial \tilde{\phi}_1}{\partial \xi'} d\xi', \quad (126)$$

where we used (124) to obtain the first term in the above. Note that the right hand side of the above is indeed integrable thanks to our assumption (108). Indeed, using (105), we have:

$$\begin{aligned} \int_0^\infty \tilde{q}_1 \frac{\partial \tilde{\phi}_1}{\partial \xi'} d\xi' &= - \int_0^\infty \epsilon \frac{\partial^2 \tilde{\phi}_1}{\partial \xi'^2} \frac{\partial \tilde{\phi}_1}{\partial \xi'} d\xi' \\ &= \frac{\epsilon}{2} \left(\frac{\partial \tilde{\phi}_1}{\partial \xi'} \right)^2 \Big|_{\xi'=0+} - \lim_{\xi' \rightarrow \infty} \frac{\epsilon}{2} \left(\frac{\partial \tilde{\phi}_1}{\partial \xi'} \right)^2 \\ &= \frac{\epsilon}{2} \left(\frac{\partial \tilde{\phi}_1}{\partial \xi'} \right)^2 \Big|_{\xi'=0+} - \frac{\epsilon}{2} \left(\frac{\partial \phi_1}{\partial \xi} \right)^2 \Big|_{\xi=0+}. \end{aligned} \quad (127)$$

In the last equality, we used (114), which in turn relied on condition (108). Integrating (125) with from $\xi' = 0$ to $-\infty$ and following the same procedure, we obtain a similar relation on the $\xi' < 0$ side. If we combine the calculations at the $\xi' > 0$ and $\xi' < 0$ sides, we find that:

$$\left[2\mu \frac{\partial u_0}{\partial \xi} - p_0 + \frac{\epsilon}{2} \left(\frac{\partial \phi_0}{\partial \xi} \right)^2\right] = \left[2\mu \frac{\partial \tilde{u}_1}{\partial \xi'} - \tilde{p}_0 + \frac{\epsilon}{2} \left(\frac{\partial \tilde{\phi}_1}{\partial \xi'} \right)^2\right] \quad (128)$$

We may now combine this with (121) and (92) to find that:

$$\left[2\mu \frac{\partial u_0}{\partial \xi} - p_0 + \frac{\epsilon}{2} \left(\left(\frac{\partial \phi_0}{\partial \xi} \right)^2 - g^{ij} \frac{\partial \phi_0}{\partial \eta^i} \frac{\partial \phi_0}{\partial \eta^j} \right)\right] = -\hat{\gamma}\kappa \quad (129)$$

This is the normal stress balance condition for the outer variables (see (326)).

Next we turn to the equations for v^i . Equation (65) yields (337), which together with (98) and (89) gives:

$$\mu \frac{\partial^2 \tilde{v}_1^i}{\partial \xi'^2} = q_1 g^{ij} \frac{\partial \phi_0}{\partial \eta^j}, \quad i = 1, 2. \quad (130)$$

We have used (92) to replace the inner layer variable $\tilde{\phi}_0$ with the outer layer variable ϕ_0 . The interface conditions (41) at $\xi' = 0$ gives (see (326)):

$$[\tilde{v}_1^i] = 0, \quad \left[\mu \left(\frac{\partial \tilde{v}_1^i}{\partial \xi'} + g^{ij} \frac{\partial \tilde{u}_0}{\partial \eta^j} \right) \right] = 0, \quad (131)$$

Using Kaplun's matching procedure as we did for $\tilde{\phi}_1$, we obtain, with the help of (108),

$$\lim_{\xi' \rightarrow \pm\infty} \frac{\partial \tilde{v}_1^i}{\partial \xi'} = \lim_{\xi \rightarrow 0\pm} \frac{\partial v_0^i}{\partial \xi}. \quad (132)$$

We may now integrate (130) over $0 < \xi' < \infty$ to obtain

$$\mu \frac{\partial v_0^i}{\partial \xi} \Big|_{\xi=0+} - \mu \frac{\partial \tilde{v}_1^i}{\partial \xi'} \Big|_{\xi'=0+} = \left(\int_0^\infty \tilde{q}_1 d\xi' \right) g^{ij} \frac{\partial \phi_0}{\partial \eta^j} \quad (133)$$

where we used (132). We may likewise integrate (130) over $-\infty < \xi' < 0$ and combine this with the above to find that

$$\left[\mu \frac{\partial v_0^i}{\partial \xi} \right] - \left[\mu \frac{\partial \tilde{v}_1^i}{\partial \xi'} \right] = -q_\Gamma g^{ij} \frac{\partial \phi_0}{\partial \eta^j}, \quad (134)$$

where q_Γ was defined in (115). The above, together with (132) and (98) yields

$$\left[\mu \left(\frac{\partial v_0^i}{\partial \xi} + g^{ij} \frac{\partial u_0}{\partial \eta^j} \right) \right] = -q_\Gamma g^{ij} \frac{\partial \phi_0}{\partial \eta^j}. \quad (135)$$

This is the tangential stress balance condition for the outer variables (see (326)). This concludes our discussion of the interfacial boundary conditions. At the outer boundary $\partial\Omega$ (or at $|\mathbf{x}| = \infty$), there is no boundary layer, and we simply obtain the conditions:

$$\mathbf{u}_0 = 0, \quad q_2 = 0, \quad \phi_0 = \phi_b \quad \text{at } \mathbf{x} \in \partial\Omega \text{ or } |\mathbf{x}| = \infty. \quad (136)$$

Summary: Let us now collect our results. Dropping the subscript 0 and renaming q_2 as q_Ω in (80)-(82), we have:

$$\frac{\partial q_\Omega}{\partial t} + \nabla \cdot (\mathbf{u} q_\Omega) = \nabla \cdot (\hat{\sigma} \nabla \phi), \quad \hat{\sigma} = \frac{\sigma}{\chi}, \quad (137)$$

$$-\nabla \cdot (\epsilon \nabla \phi) = q_\Omega, \quad (138)$$

$$\mu \Delta \mathbf{u} - \nabla p = \nabla \cdot \Sigma(\mathbf{u}, p) = q_\Omega \nabla \phi, \quad \nabla \cdot \mathbf{u} = 0. \quad (139)$$

The boundary conditions for (138) are given by (93) and (115):

$$[\phi] = 0, \quad \left[\epsilon \frac{\partial \phi}{\partial \mathbf{n}} \right] = q_\Gamma, \quad (140)$$

where q_Γ satisfies equation (119), which in the original coordinates, can be written as:

$$\partial_t^\perp q_\Gamma + \kappa u_\perp q_\Gamma + \nabla_\Gamma \cdot (\mathbf{u}_\parallel q_\Gamma) = - \left[\hat{\sigma} \frac{\partial \phi}{\partial \mathbf{n}} \right], \quad u_\perp = \mathbf{u} \cdot \mathbf{n}, \quad \mathbf{u}_\parallel = \mathbf{u} - u_\perp \mathbf{n}, \quad (141)$$

where $\nabla_\Gamma \cdot$ is the surface divergence operator and $\partial_t^\perp q_\Gamma$ is the time derivative of q_Γ taken along trajectories that travel with the normal velocity of the interface. The boundary conditions for (139) are (99), (129) and (135), which we may rewrite as:

$$[\mathbf{u}] = 0, \quad [\Sigma(\mathbf{u}, p) \mathbf{n}] = - \left[\frac{\epsilon}{2} \left(\left(\frac{\partial \phi}{\partial \mathbf{n}} \right)^2 - |\nabla_\Gamma \phi|^2 \right) \right] \mathbf{n} - q_\Gamma \nabla_\Gamma \phi - \hat{\gamma} \kappa \mathbf{n}. \quad (142)$$

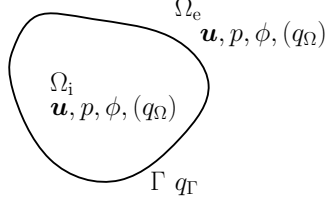


Figure 4: Setup for the TM model. The unknown functions are now \mathbf{u}, p and ϕ in $\Omega_{i,e}$ and q_Γ on Γ . The bulk charge q_Ω , shown in parentheses above, can be set identically to 0 so that we recover the classical TM model with surface charge advection.

With the help of (140), the last stress boundary condition can also be written as follows:

$$[(\Sigma(\mathbf{u}, p) + \Sigma_M(\phi))\mathbf{n}] = -\hat{\gamma}\kappa\mathbf{n}. \quad (143)$$

The outer boundary conditions are given by (136) (with our modified notation). The final observation to make is that (137) can be rewritten as follows using (138) and the incompressibility condition in (139):

$$\frac{\partial q_\Omega}{\partial t} + \mathbf{u} \cdot \nabla q_\Omega = -\frac{1}{\tau} q_\Omega, \quad \tau = \frac{\epsilon}{\hat{\sigma}}. \quad (144)$$

This makes clear that equation (137) requires no boundary condition and that q_Ω decays exponentially along fluid particle trajectories. After an initial transient, therefore, bulk charge is absent. In other words, the subset of phase space characterized by $q_\Omega \equiv 0$ is invariant and exponentially attracting. We may thus set $q_\Omega \equiv 0$ in (137)-(139) to find:

$$\Delta\phi = 0, \quad (145)$$

$$\mu\Delta\mathbf{u} - \nabla p = 0, \quad \nabla \cdot \mathbf{u} = 0. \quad (146)$$

We have recovered the TM model with surface charge convection for arbitrary interface geometry. The unknown variables are listed in the Figure 4.

The TM model (with or without the assumption that $q_\Omega \equiv 0$) satisfies the following energy identity:

$$\frac{d\mathcal{E}}{dt} = -\mathcal{D} + \mathcal{I}, \quad (147)$$

where

$$\begin{aligned} \mathcal{E} &= \mathcal{E}_{\text{elec}} + \mathcal{E}_{\text{surf}} = \int_\Omega \frac{\epsilon}{2} |\nabla\phi|^2 d\mathbf{x} + \int_\Gamma \hat{\gamma} dm_\Gamma, \\ \mathcal{D} &= \mathcal{D}_{\text{cond}} + \mathcal{D}_{\text{visc}} = \int_\Omega \left(\hat{\sigma} |\nabla\phi|^2 + 2\mu |\nabla_S \mathbf{u}|^2 \right) d\mathbf{x}, \\ \mathcal{I} &= - \int_{\partial\Omega} \phi i_{\partial\Omega} dm_{\partial\Omega}, \quad i_{\partial\Omega} = - \left(\frac{\partial}{\partial t} \left(\epsilon \frac{\partial\phi}{\partial \mathbf{n}} \Big|_{\partial\Omega} \right) + \hat{\sigma} \frac{\partial\phi}{\partial \mathbf{n}} \Big|_{\partial\Omega} \right). \end{aligned} \quad (148)$$

The derivation of this identity is discussed in Appendix A. This identity can also be obtained by letting $\delta \rightarrow 0$ in the energy identity (66) for the charge diffusion model. Plug in the expressions:

$$\phi = \phi_0 + \mathcal{O}(\delta), \quad q = \delta^2 q_2 + \mathcal{O}(\delta^3), \quad \mathbf{u} = \mathbf{u}_0 + \mathcal{O}(\delta) \quad (149)$$

into (66). The leading order scaling of q , of course, is taken to be compatible with our matched asymptotic calculation. If we are just interested in obtaining this scaling, however, we have only to look to the Poisson equation (64); if ϕ_0 is scaled as $\mathcal{O}(\delta^0)$, q must be scaled starting at $\mathcal{O}(\delta^2)$. We see that

$$\delta^{-2}(\mathcal{E}_{\text{elec}}^{\text{CD}} + \mathcal{E}_{\text{surf}}^{\text{CD}}) = \mathcal{E}^{\text{TM}} + \mathcal{O}(\delta), \quad \delta^{-2}\mathcal{D}^{\text{CD}} = \mathcal{D}^{\text{TM}} + \mathcal{O}(\delta), \quad (150)$$

where the superscripts CD and TM denote the energies and dissipations that appear in the free energy identity for the charge diffusion model (66) and the TM model (148) respectively. Similarly, $\delta^{-2}\mathcal{I}^{\text{CD}}$ reduces to \mathcal{I}^{TM} to leading order. We see that (77) is precisely the scaling of dimensionless parameters that allows each of the energy and dissipation terms in (66) to have the same order of magnitude as $\delta \rightarrow 0$. We have only to consider $\mathcal{E}_{\text{ch}}^{\text{CD}}$ in (66). We have:

$$\delta^{-2}\mathcal{E}_{\text{ch}}^{\text{CD}} = -\delta^{-2} \int_{\Omega} 2\sqrt{S} d\mathbf{x} + \int_{\Omega_i} q_2 \ln(\sqrt{S_i}/l_C) d\mathbf{x} + \mathcal{O}(\delta). \quad (151)$$

In order to recover the energy law of the TM model, the time derivative of the above must be $\mathcal{O}(\delta)$. The first term is a constant since \sqrt{S} is constant within $\Omega_{i,e}$ respectively and the flow is incompressible. The second term is 0 thanks to (71), which is a consequence of our assumption that $l_C = l_A$. We see that the appropriate scaling for the dimensionless variables and the parametric constraint $l_C = l_A$ can both be gleaned by simply taking limits in energy identities.

The modified Saville model, the charge diffusion model and the TM model have now been placed in a hierarchy of energy relations, the TM model being the simplest and the modified Saville model being the most complex (see Figure 8).

4.2 Structure of the Boundary Layer

The above derivation gives us additional information about the Taylor-Melcher regime beyond what the TM model provides. Indeed, we now have the equations for the charge distribution within the inner space charge layer. Suppose we have solved the dynamic TM model with suitable initial condition for q_{Γ} and initial interface geometry. We may then find the charge distribution \tilde{q}_1 inside the interfacial charge layer by solving the following equation obtained from (102)-(105):

$$\frac{\partial \tilde{q}_1}{\partial t} - \left(\kappa u + \frac{1}{\sqrt{|g|}} \frac{\partial}{\partial \eta^i} (\sqrt{|g|} v^i) \right) \xi^i \frac{\partial \tilde{q}_1}{\partial \xi^i} + v^i \frac{\partial \tilde{q}_1}{\partial \eta^i} = D_q \frac{\partial^2 \tilde{q}_1}{\partial \xi^2} - \frac{1}{\tau} \tilde{q}_1, \quad D_q = \frac{D_C + D_A}{2\chi}, \quad (152)$$

where τ is as in (144). This must be solved under the following conditions obtained from (106), (107) and (115):

$$l_C \tilde{q}_1|_{\xi'=0+} = \tilde{q}_1|_{\xi'=0-}, \quad \lim_{\xi' \rightarrow \pm\infty} \tilde{q}_1 = 0, \quad \int_{-\infty}^{\infty} \tilde{q}_1 d\xi' = q_\Gamma. \quad (153)$$

The functions u, v^i and q_Γ are solutions to the TM model and are thus known functions. If we take as our initial condition $q_\Gamma = 0$, it would be reasonable to take $\tilde{q}_1 \equiv 0$ as the initial condition for (152). Once \tilde{q}_1 is known, we may also obtain $\tilde{\phi}_1$ and \tilde{p}_0 using (105), (106), (114), (102), (122) and (125).

To gain insight into the structure of the interfacial charge distribution, let us consider a steady state of the TM model. The interface is stationary ($u = 0$) and the interfacial charge does not change in time ($\partial \tilde{q}_1 / \partial t = 0$). Equation (152) reduces to:

$$-\left(\frac{1}{\sqrt{|g|}} \frac{\partial}{\partial \eta^i} (\sqrt{|g|} v^i)\right) \xi' \frac{\partial \tilde{q}_1}{\partial \xi'} + v^i \frac{\partial \tilde{q}_1}{\partial \eta^i} = D_q \frac{\partial^2 \tilde{q}_1}{\partial \xi'^2} - \frac{1}{\tau} \tilde{q}_1 \quad (154)$$

To simplify further, let us consider this equation at stagnation points, where $v_1 = v_2 = 0$.

$$D_q \frac{\partial^2 \tilde{q}_1}{\partial \xi'^2} - \lambda \xi' \frac{\partial \tilde{q}_1}{\partial \xi'} - \frac{1}{\tau} \tilde{q}_1 = 0, \quad \lambda = -\frac{1}{\sqrt{|g|}} \frac{\partial}{\partial \eta^i} (\sqrt{|g|} v^i) = -\nabla_\Gamma \cdot \mathbf{u}_\parallel. \quad (155)$$

It can be shown that such stagnation points always exist when the interface Γ is homeomorphic to a sphere for topological reasons. We have now only to solve the above ODE in ξ' under conditions (153). First, define

$$\tau_{\max} = \max(\tau_i, \tau_e), \quad \tau_k = \frac{\epsilon_k}{\sigma_k} = \frac{\chi \epsilon_k}{\sigma_k}, \quad k = i, e. \quad (156)$$

We let $D_{q,k}$, $k = i, e$ denote the value of D_q in the interior ($\xi' < 0$) and exterior ($\xi' > 0$) fluid respectively. Note that λ is the same on both sides of the interface since the fluid velocity is continuous across the interface.

Proposition 1. *Consider equation (155) under condition (153) and assume $q_\Gamma \neq 0$. There is a unique solution if and only if $\lambda \tau_{\max} < 1$. If $\lambda \tau_{\max} \geq 1$, there is no solution. When there is a solution, \tilde{q}_1 is either positive or negative everywhere (depending of the sign of q_Γ) and has the following behavior. If $\lambda > 0$*

$$\begin{aligned} \tilde{q}_1(\xi') &= q_\Gamma C_i^+ |\xi'|^{-(\lambda \tau_i)^{-1}} (1 + \mathcal{O}(\xi'^{-2})) \quad \text{as } \xi' \rightarrow -\infty, \\ \tilde{q}_1(\xi') &= q_\Gamma C_e^+ \xi'^{-(\lambda \tau_e)^{-1}} (1 + \mathcal{O}(\xi'^{-2})) \quad \text{as } \xi' \rightarrow \infty. \end{aligned} \quad (157)$$

If $\lambda = 0$,

$$\begin{aligned} \tilde{q}_1(\xi') &= \frac{q_\Gamma l_C}{\sqrt{D_{q,i} \tau_i} l_C + \sqrt{D_{q,e} \tau_e}} \exp\left(-\frac{|\xi'|}{\sqrt{D_{q,i} \tau_i}}\right) \quad \text{for } \xi' < 0, \\ \tilde{q}_1(\xi') &= \frac{q_\Gamma}{\sqrt{D_{q,i} \tau_i} l_C + \sqrt{D_{q,e} \tau_e}} \exp\left(-\frac{\xi'}{\sqrt{D_{q,e} \tau_e}}\right) \quad \text{for } \xi' > 0. \end{aligned} \quad (158)$$

If $\lambda < 0$,

$$\begin{aligned}\tilde{q}_1(\xi') &= q_\Gamma C_i^- |\xi'|^{-(|\lambda|\tau_i)^{-1}-1} \exp\left(-\frac{|\lambda|}{2D_{q,i}} \xi'^2\right) (1 + \mathcal{O}(\xi'^{-2})) \text{ as } \xi' \rightarrow -\infty, \\ \tilde{q}_1(\xi') &= q_\Gamma C_e^- \xi'^{-(|\lambda|\tau_e)^{-1}-1} \exp\left(-\frac{|\lambda|}{2D_{q,e}} \xi'^2\right) (1 + \mathcal{O}(\xi'^{-2})) \text{ as } \xi' \rightarrow \infty.\end{aligned}\tag{159}$$

In the above, $C_k^\pm, k = i, e$ are positive constants that depend only on $\lambda\tau_k, \lambda/D_{q,k}$ and l_C . The above also satisfy the second condition in (109).

Proof. For $\lambda = 0$ equation (155) is a linear ODE with constant coefficients that is straightforward to solve. Suppose $\lambda > 0$ and focusing on $\xi' > 0$, we may rewrite (155) as:

$$\frac{d^2 y}{dx^2} - x \frac{dy}{dx} - ay = 0, \quad a = \frac{1}{\lambda\tau_e}, \quad y(x) = \tilde{q}_1\left(\sqrt{\frac{D_{q,e}}{\lambda}}x\right).\tag{160}$$

The properties of this equation are discussed in Appendix C. Using the results there, we see that solutions that decay to 0 as $\xi' \rightarrow \infty$ can be written as:

$$\tilde{q}_1(\xi') = C \psi_{(\lambda\tau_e)^{-1}}\left(\sqrt{\frac{\lambda}{D_{q,e}}} \xi'\right), \quad \xi' > 0.\tag{161}$$

where ψ_a is defined in (346) and C is a constant to be determined. Likewise,

$$\tilde{q}_1(\xi') = l_C C \psi_{(\lambda\tau_i)^{-1}}\left(\sqrt{\frac{\lambda}{D_{q,i}}} |\xi'|\right), \quad \xi' < 0.\tag{162}$$

Here, we have used the first condition in (153) and (347). Finally, we must determine C using the integral constraint in (153).

$$\begin{aligned}\int_{-\infty}^{\infty} \tilde{q}_1 d\xi' &= \int_{-\infty}^0 l_C C \psi_{(\lambda\tau_i)^{-1}}\left(\sqrt{\frac{\lambda}{D_{q,i}}} |\xi'|\right) d\xi' + \int_0^{\infty} C \psi_{(\lambda\tau_e)^{-1}}\left(\sqrt{\frac{\lambda}{D_{q,e}}} \xi'\right) d\xi' \\ &= C \left(l_C \sqrt{\frac{D_{q,i}}{\lambda}} \int_0^{\infty} \psi_{(\lambda\tau_i)^{-1}}(x) dx + \sqrt{\frac{D_{q,e}}{\lambda}} \int_0^{\infty} \psi_{(\lambda\tau_e)^{-1}}(x) dx \right).\end{aligned}\tag{163}$$

This must be equal to q_Γ . We can thus solve for C if the sum of integrals in the parentheses in the above is nonzero and finite. This is always nonzero since ψ_a is positive by (356). Noting that $\psi_a(x)$ is bounded, (348) shows that $\psi_a(x)$ is integrable if and only if $a > 1$. Thus, both $(\lambda\tau_i)^{-1}$ and $(\lambda\tau_e)^{-1}$ must be greater than 1. We can thus solve for C and obtain \tilde{q}_1 if $\lambda\tau_{\max} < 1$. If $\lambda\tau_{\max} \geq 1$, at least one of the integrals in (163) is infinite and a solution does not exist unless

$q_\Gamma = 0$ (in which case \tilde{q}_1 is identically equal to 0). We may obtain (157) from (161), (162) and (348).

When $\lambda < 0$, for $\xi' > 0$, we may rewrite (155) as:

$$\frac{d^2 y}{dx^2} + x \frac{dy}{dx} - ay = 0, \quad a = \frac{1}{|\lambda| \tau_e}, \quad y(x) = \tilde{q}_1 \left(\sqrt{\frac{D_{q,e}}{|\lambda|}} x \right). \quad (164)$$

We may now proceed similarly to the case $\lambda > 0$ using results in Appendix C. The function φ_a defined in (353) is integrable for any a , and thus there always is a unique solution. \square

When

$$\lambda = -\nabla_\Gamma \cdot \mathbf{u}_\parallel < \frac{1}{\tau_{\max}} \quad (165)$$

at a stagnation point, the above Proposition states that there is a unique inner layer charge distribution consistent with the TM model. However, the charge distribution does *not* exhibit the familiar exponential decay with distance from the interface. If $\lambda > 0$ the decay is only algebraic. Convective charge accumulation leads to a broader space charge layer. If $\lambda < 0$ at a stagnation point, charge distribution decay is faster than exponential.

At a stagnation point, if $q_\Gamma \neq 0$ and

$$\lambda = -\nabla_\Gamma \cdot \mathbf{u}_\parallel \geq \frac{1}{\tau_{\max}}, \quad (166)$$

an inner layer charge distribution consistent with the steady state of the TM model does not exist, due to a violation of condition (108). Convective charge accumulation overwhelms charge dissipation due to conduction, and the boundary layer is destroyed. Our analysis here is confined to stagnation points, but similar statements may hold for points at which $\mathbf{u}_\parallel \neq 0$.

Consider gradually increasing the imposed electric field on a leaky-dielectric droplet. Suppose the increase in field strength is slow enough that the system is at steady state at each instant. As the imposed electric field is increased, surface convection will be stronger and the space charge layer where $\nabla_\Gamma \cdot \mathbf{u}_\parallel < 0$ will broaden (see Figure 5). At a certain threshold field strength, condition (165) at a stagnation point (or a similar condition at non-stagnation points) may be violated. At this threshold, the TM model will cease to be valid. The boundary layer will be destroyed possibly resulting in a non-zero charge distribution extending into the bulk. Recall that the derivation of the stress balance boundary condition also required condition (108). Stress balance across the interface may become impossible as the threshold field strength is reached.

4.3 Large Imposed Voltage

Given that the imposed voltage is large in most experimental setups, it is of interest to ask whether our analysis may be extended to this case. Here, we

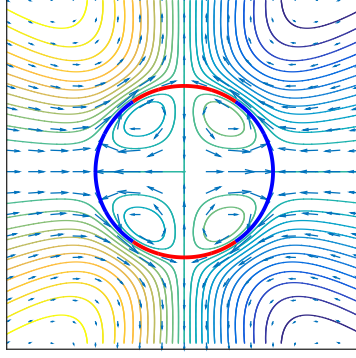


Figure 5: A flow field plot indicating regions of positive and negative surface divergence $\nabla_{\Gamma} \cdot \mathbf{u}_{\parallel}$. Plotted is the flow field around a sphere of the quadrupole vortex of Taylor in [33] (horizontal axis is the axis of rotation). On the sphere, $\nabla_{\Gamma} \cdot \mathbf{u}_{\parallel} < 0$ in the red region and $\nabla_{\Gamma} \cdot \mathbf{u}_{\parallel} > 0$ in the blue region. The charge distribution in the region $\nabla_{\Gamma} \cdot \mathbf{u}_{\parallel} < 0$ is expected to decay algebraically with distance from the interface.

discuss the necessary scaling, state the result and only sketch our derivation, since the details are almost exactly the same as our foregoing analysis.

Let E_* be the representative imposed electric field strength. Modify the scaling of \mathbf{u}, p, ϕ in (29) by replacing the thermal voltage RT/F with the imposed representative voltage E_*L . Define the following constants:

$$\delta_E = \frac{\delta}{\omega} = \frac{r_D/\omega}{L} = \frac{r_E}{L}, \quad \omega = \sqrt{\frac{RT/F}{E_*L}}, \quad r_E = \sqrt{\frac{\epsilon_* E_* L}{Fc_*}}. \quad (167)$$

The length r_E is defined by replacing the thermal voltage RT/F in the definition of the Debye length with the externally imposed voltage E_*L . In the notation of [29, 2, 30], $\beta \equiv \omega^{-2}$ is the dimensionless imposed field strength. With $\omega = 1$, we are back to the original scaling. When $\omega \ll 1$, we can perform a similar analysis to that presented above provided

$$\delta_E \ll \omega \ll 1. \quad (168)$$

This is equivalent to the parametric ordering

$$1 \ll \omega^{-2} = \beta \ll \delta^{-1} \quad (169)$$

assumed in [30]. This leads to an inner layer of thickness r_E and an inner-inner layer of thickness r_D (Figure 6). The presence of two layers is similar to [2] except

that there the thickness of the wider layer is L/β . Outside of these boundary layers, the TM model is valid. The magnitude of surface charge convection is determined as in Table 1, depending on the magnitude of $Pe_E = Pe\omega^{-2}$ with respect to δ_E .

We now briefly discuss the modifications needed to the foregoing analysis. The dimensionless equations of the modified Saville model in Section 2.2 change as follows. Equation (30) becomes:

$$Pe_E \left(\frac{\partial c}{\partial t} + \nabla \cdot (\mathbf{u}c) \right) = \nabla \cdot (D_C (\omega^2 \nabla c + c \nabla \phi)) + \frac{k_E}{\alpha} \left(s - \frac{ca}{K} \right), \quad (170)$$

$$Pe_E = Pe\omega^{-2}, \quad k_E = k\omega^2.$$

and the interface conditions for the solutes change accordingly. In equations (33), (34) and its attendant interface conditions, δ_E replaces every instance of δ .

We first take the limit $\alpha \rightarrow 0$ in the modified Saville model to obtain the charge diffusion model as in Section 3. Equation (57) for q in the new scaling takes the following form.

$$Pe_E \left(\frac{\partial q}{\partial t} + \nabla \cdot (\mathbf{u}q) \right) = -\nabla \cdot \mathbf{J}_q, \quad \mathbf{J}_q = -\Sigma(q) \left(\frac{\omega^2}{\sqrt{4S + q^2}} \nabla q + \nabla \phi \right), \quad (171)$$

where $\Sigma(q)$ is the same as in (59). Equations (64), (65) and their boundary conditions remain the same except that δ should be replaced by δ_E .

We next take the limit $\delta_E \rightarrow 0$ scaling

$$Pe_E \equiv Pe\omega^{-2} = \chi_E \delta_E^{-2}, \quad \gamma = \hat{\gamma}_E \delta_E^2 \quad (172)$$

as in (77). The boundary layer coordinate is scaled so that $\xi = \delta_E \xi'$. The resulting TM model is exactly the same as in (137)-(142) except that the constant $\hat{\sigma}$ should be replaced by $\hat{\sigma}_E = \sigma/\chi_E$ and $\hat{\gamma}$ by $\hat{\gamma}_E$. The equation in the interfacial layer (152) takes the form:

$$\frac{\partial \tilde{q}_1}{\partial t} - \left(\kappa u + \frac{1}{\sqrt{|g|}} \frac{\partial}{\partial \eta^i} (\sqrt{|g|} v^i) \right) \xi' \frac{\partial \tilde{q}_1}{\partial \xi'} + v^i \frac{\partial \tilde{q}_1}{\partial \eta^i} = \omega^2 D_{q,E} \frac{\partial^2 \tilde{q}_1}{\partial \xi'^2} - \frac{1}{\tau_E} \tilde{q}_1, \quad (173)$$

$$D_{q,E} = \frac{D_C + D_A}{2\chi_E}, \quad \tau_E = \frac{\epsilon}{\hat{\sigma}_E}.$$

The boundary conditions at $\xi' = \pm\infty$ and $\xi' = 0 \pm$ remain the same.

Let us finally let $\omega \rightarrow 0$. The constant ω only appears inside the boundary layer equations, so it only affects the behavior in the charge layer of width δ_E (or r_E in physical dimensions). If we let $\omega \rightarrow 0$ in (173), we lose the second order spatial derivative, making it impossible to satisfy the boundary conditions. This indicates the presence of a boundary layer of width $\omega\delta_E = \delta$ (or r_D in physical dimensions). Confining our analysis to stagnation points as in Section 4.2, we obtain, in place of (155)

$$\omega^2 D_{q,E} \frac{\partial^2 \tilde{q}_1}{\partial \xi'^2} - \lambda \xi' \frac{\partial \tilde{q}_1}{\partial \xi'} - \frac{1}{\tau_E} \tilde{q}_1 = 0, \quad \lambda = -\frac{1}{\sqrt{|g|}} \frac{\partial}{\partial \eta^i} (\sqrt{|g|} v^i) = -\nabla_\Gamma \cdot \mathbf{u}_\parallel. \quad (174)$$

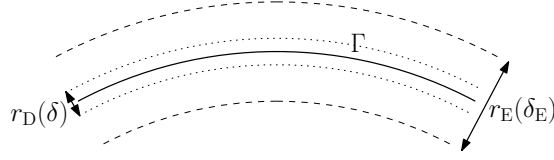


Figure 6: The boundary layer structure when the externally imposed voltage is large. There are two layers, the inner layer of thickness r_E (δ_E in dimensionless units) and an inner-inner layer of thickness r_D (δ in dimensionless units).

This equation is in fact just a rescaled version of (174) and can be solved in exactly the same way. Taking the limit as $\omega \rightarrow 0$ in the resulting expression, one sees that the charge \tilde{q}_1 will be identically equal to 0 in the inner layer (and not the inner-inner layer) when $\nabla_\Gamma \cdot \mathbf{u}_\parallel > 0$.

5 Interfacial Double Layer and Electrophoresis

5.1 Leading Order Equations for the initial layer with $l_C \neq l_A$

We now consider the case $l_C \neq l_A$. In this case, there is a double layer at the interface Γ as was suggested at the end of Section 3. We consider the limit $\delta \rightarrow 0$ as in Section 4. Here, the dimensionless parameters are scaled so that

$$Pe = \mathcal{O}(\delta^0), \quad \gamma = \hat{\gamma}\delta. \quad (175)$$

These scalings are different from the scalings (77) used in Section 4. As will be shown, the scaling of the surface tension strength γ is chosen so we can obtain a well-posed limiting problem. We expand the variables q, ϕ, \mathbf{u} and p in powers of δ as follows:

$$\begin{aligned} q &= q_0 + \delta q_1 + \delta^2 q_2 + \cdots, \\ \phi &= \phi_0 + \delta \phi_1 + \delta^2 \phi_2 + \cdots, \\ \mathbf{u} &= \frac{1}{\delta} \mathbf{u}_{-1} + \mathbf{u}_0 + \delta \mathbf{u}_1 + \cdots, \\ p &= \frac{1}{\delta^2} p_{-2} + \frac{1}{\delta} p_{-1} + p_0 + \cdots. \end{aligned} \quad (176)$$

We first consider the equations in the outer layer. Substituting the expansions in (176) into (64) we find the leading order charge density

$$q_0 = 0. \quad (177)$$

Plugging this into (57), we find that

$$\nabla \cdot (\sigma \nabla \phi_0) = 0. \quad (178)$$

Since we assume that D_C and D_A are constants (within Ω_i and Ω_e respectively), ϕ_0 simply satisfies the Laplace equation. We remark that this is different from the way we derived (145). Here, since $Pe = \mathcal{O}(1)$ with respect to δ , the advection term is absent, and therefore, we have no bulk charge from the outset. The next order terms in (64) lead us to conclude that

$$q_1 = q_2 = 0. \quad (179)$$

Since $q_0 = q_1 = 0$, we conclude that

$$\nabla p_{-2} = 0, \quad (180)$$

$$\mu \Delta \mathbf{u}_{-1} - \nabla p_{-1} = 0, \quad \nabla \cdot \mathbf{u}_{-1} = 0. \quad (181)$$

From the first equation, we see that p_{-2} is constant within Ω_i and Ω_e respectively. We set

$$p_{-2} = \begin{cases} p_- & \text{in } \Omega_i, \\ p_+ & \text{in } \Omega_e. \end{cases} \quad (182)$$

We now turn to equations in the inner layer. We introduce a curvilinear boundary layer coordinate system as in the previous Section. From (57), we have:

$$\frac{\partial \tilde{J}_{q,0}}{\partial \xi'} = 0, \quad (183)$$

$$\tilde{J}_{q,0} = -\Sigma(\tilde{q}_0) \left(\frac{1}{\sqrt{4S + \tilde{q}_0^2}} \frac{\partial \tilde{q}_0}{\partial \xi'} + \frac{\partial \tilde{\phi}_0}{\partial \xi'} \right). \quad (184)$$

From (64), we have:

$$-\epsilon \frac{\partial^2 \tilde{\phi}_0}{\partial \xi'^2} = \tilde{q}_0. \quad (185)$$

The above two equations are satisfied for $\xi' > 0$ and $\xi' < 0$. The interface conditions at $\xi' = 0$ are given by (40), (61) and (62):

$$\begin{aligned} [\tilde{\phi}_0] &= \left[\epsilon \frac{\partial \tilde{\phi}_0}{\partial \xi'} \right] = [\tilde{J}_{q,0}] = 0, \\ l_C \left(\tilde{q}_0 + \sqrt{4 + \tilde{q}_0^2} \right) \Big|_{\xi'=0+} &= \left(\tilde{q}_0 + \sqrt{4S_i + \tilde{q}_0^2} \right) \Big|_{\xi'=0-}. \end{aligned} \quad (186)$$

Here, $\cdot|_{\xi'=0\pm}$ denotes the limiting value of quantity of interest from the positive and negative sides of $\xi' = 0$ respectively and $[\cdot] = \cdot|_{\xi'=0-} - \cdot|_{\xi'=0+}$. The matching conditions must be that, at $\xi \rightarrow \pm\infty$, the boundary layer values matches the limiting values in the outer layer.

$$\lim_{\xi' \rightarrow \pm\infty} \tilde{\phi}_0 = \lim_{\xi \rightarrow 0\pm} \phi_0 \equiv \phi_{\pm}, \quad \lim_{\xi' \rightarrow \pm\infty} \tilde{q}_0 = \lim_{\xi \rightarrow 0\pm} q_0 = 0. \quad (187)$$

The last equality follows from (177). We now solve the above system of equations. From (183), we see that $\tilde{J}_{q,0}$ is a constant. From (184), we see that

$$\frac{\partial}{\partial \xi'} \left(\ln \left(\tilde{q}_0 + \sqrt{4S + \tilde{q}_0^2} \right) + \tilde{\phi}_0 \right) = -\frac{\tilde{J}_{q,0}}{\Sigma(\tilde{q}_0)}. \quad (188)$$

Given (187), we conclude that

$$\left| \int_0^{\pm\infty} \frac{\tilde{J}_{q,0}}{\Sigma(\tilde{q}_0)} d\xi' \right| < \infty. \quad (189)$$

Since \tilde{q}_0 is assumed to go to 0 as $\xi' \rightarrow \infty$, $\Sigma(\tilde{q}_0)$ remains bounded (and positive) for all ξ' , and thus the above integral is unbounded unless $\tilde{J}_{q,0} = 0$. Thus, $\tilde{J}_{q,0} = 0$ and

$$\ln \left(\tilde{q}_0 + \sqrt{4S + \tilde{q}_0^2} \right) + \phi = \ln \left(2\sqrt{S} \right) + \phi_{\pm}, \quad (190)$$

where the $+$ ($-$) sign is valid for $\xi' > 0$ ($\xi' < 0$). Solving the above for \tilde{q}_0 we obtain

$$\tilde{q}_0 = -2\sqrt{S} \sinh \left(\tilde{\phi}_0 - \phi_{\pm} \right). \quad (191)$$

Substituting the above into (185) we obtain the following equation for $\tilde{\phi}_0$

$$\epsilon \frac{\partial^2 \tilde{\phi}_0}{\partial \xi'^2} = 2\sqrt{S} \sinh \left(\tilde{\phi}_0 - \phi_{\pm} \right). \quad (192)$$

This equation can be solved analytically to yield:

$$\begin{aligned} \tilde{\phi}_0 &= \phi_{\pm} + 2 \ln \left(\frac{1 + A_{\pm} \exp(\mp \lambda_{\pm} \xi')}{1 - A_{\pm} \exp(\mp \lambda_{\pm} \xi')} \right), \\ \lambda_+ &= \sqrt{2} \epsilon_e^{-1/2}, \quad \lambda_- = \sqrt{2} \epsilon_i^{-1/2} S_i^{1/4}, \end{aligned} \quad (193)$$

where again the $+$ ($-$) sign corresponds to the expression for $\xi' > 0$ ($\xi' < 0$). Using condition (187) to determine the constants ϕ_{\pm} and A_{\pm} , we find

$$[\phi_0] = \phi_- - \phi_+ = \ln \left(\frac{l_C}{\sqrt{S_i}} \right) = \frac{1}{2} \ln \left(\frac{l_C}{l_A} \right) \equiv \phi^{\Delta}, \quad (194)$$

and

$$\begin{aligned} A_+ &= \frac{\sqrt{\rho(\rho + \zeta)} - \sqrt{1 + \rho\zeta}}{\sqrt{\rho(\rho + \zeta)} + \sqrt{1 + \rho\zeta}}, \quad A_- = \frac{\sqrt{\rho + \zeta} - \sqrt{\rho(1 + \rho\zeta)}}{\sqrt{\rho + \zeta} + \sqrt{\rho(1 + \rho\zeta)}}, \\ \rho &= \sqrt{\frac{l_C}{\sqrt{S_i}}}, \quad \zeta = \sqrt{\frac{\epsilon_e}{\epsilon_i \sqrt{S_i}}}. \end{aligned} \quad (195)$$

Note that in (194) we recovered (76). We further note that there is a jump in voltage across the interface Γ if $l_C \neq l_A$. Define the interior and exterior voltage differences $\phi_{i,e}^\Delta$:

$$\begin{aligned}\phi_i^\Delta &= \tilde{\phi}_0(-\infty) - \tilde{\phi}_0(0) = -2 \ln \left(\frac{1 + A_-}{1 - A_-} \right), \\ \phi_e^\Delta &= \tilde{\phi}_0(0) - \tilde{\phi}_0(\infty) = 2 \ln \left(\frac{1 + A_+}{1 - A_+} \right).\end{aligned}\tag{196}$$

Clearly $\phi_i^\Delta + \phi_e^\Delta = \phi^\Delta$. It is not difficult to see from (195) that $\phi_{i,e}^\Delta$ have the same sign. Noting that $\ln \rho = \phi^\Delta/2$, we may expand A_\pm and hence $\phi_{i,e}^\Delta$ in terms of ϕ^Δ to find:

$$\phi_i^\Delta = \frac{\zeta}{1+\zeta} \phi^\Delta + \mathcal{O}((\phi^\Delta)^2), \quad \phi_e^\Delta = \frac{1}{1+\zeta} \phi^\Delta + \mathcal{O}((\phi^\Delta)^2).\tag{197}$$

The parameter ζ is thus the ratio between ϕ_i^Δ and ϕ_e^Δ for small ϕ^Δ . We also note that

$$\frac{\partial \tilde{\phi}_0}{\partial \eta^i} = \frac{\partial \phi_0}{\partial \eta^i} \Big|_{\xi=0+} = \frac{\partial \phi_0}{\partial \eta^i} \Big|_{\xi=0-}.\tag{198}$$

The latter inequality is true even if ϕ_0 has a jump, thanks to (194) which says that the magnitude of the jump (ϕ^Δ) is independent of η^i .

We now focus on the fluid equations. Since the expansions for the velocity and pressure start at $\mathcal{O}(\delta^{-1})$ and $\mathcal{O}(\delta^{-2})$, the calculations in Appendix B do not apply, but the calculations there are easily modified for the case at hand. For \tilde{u}_{-1} we have:

$$-\frac{\partial \tilde{p}_{-2}}{\partial \xi'} = \tilde{q}_0 \frac{\partial \tilde{\phi}_0}{\partial \xi'}, \quad \frac{\partial \tilde{u}_{-1}}{\partial \xi'} = 0,\tag{199}$$

with interface conditions:

$$[\tilde{u}_{-1}] = 0, \quad \left[2\mu \frac{\partial \tilde{u}_{-1}}{\partial \xi'} - \tilde{p}_{-2} \right] = 0.\tag{200}$$

The matching conditions are:

$$\lim_{\xi' \rightarrow \pm\infty} \tilde{u}_{-1} = \lim_{\xi \rightarrow 0\pm} u_{-1}, \quad \lim_{\xi' \rightarrow \pm\infty} \tilde{p}_{-2} = \lim_{\xi \rightarrow 0\pm} p_{-2} \equiv p_\pm.\tag{201}$$

We thus see that

$$\tilde{u}_{-1} = \lim_{\xi \rightarrow 0\pm} u_{-1},\tag{202}$$

and therefore,

$$[u_{-1}] = 0.\tag{203}$$

For \tilde{p}_{-2} , we see that

$$\tilde{p}_{-2} = \begin{cases} p_+ + (\epsilon_e/2)(\partial \tilde{\phi}_0 / \partial \xi')^2 & \text{for } \xi' > 0, \\ p_- + (\epsilon_i/2)(\partial \tilde{\phi}_0 / \partial \xi')^2 & \text{for } \xi' < 0. \end{cases}\tag{204}$$

Since p_{\pm} does not depend η^i (see (182)), \tilde{p}_{-2} does not depend on $\boldsymbol{\eta}$. Given (200) and (202), p_{-2} is continuous at $\xi' = 0$ and therefore,

$$\left(p_+ - \frac{\epsilon_e}{2} \left(\frac{\partial \tilde{\phi}_0}{\partial \xi'} \right)^2 \right) \Big|_{\xi'=0+} = \left(p_- - \frac{\epsilon_i}{2} \left(\frac{\partial \tilde{\phi}_0}{\partial \xi'} \right)^2 \right) \Big|_{\xi'=0-}. \quad (205)$$

After some algebra, we find that:

$$[p_{-2}] = p_- - p_+ = \frac{\epsilon_i}{2} \left(\frac{4\lambda_- A_-}{1 - A_-^2} \right)^2 - \frac{\epsilon_e}{2} \left(\frac{4\lambda_+ A_+}{1 - A_+^2} \right)^2, \quad (206)$$

where λ_{\pm}, A_{\pm} are defined in (193) and (195). When $l_C = l_A$, $A_{\pm} = 0$ and thus there is no pressure difference to leading order. Otherwise, there will in general be a pressure difference.

We may also consider the equations for \tilde{v}_{-1}^i . This analysis, the details of which we omit, yields:

$$\tilde{v}_{-1}^i = \lim_{\xi \rightarrow 0 \pm} v_{-1}^i, \quad i = 1, 2. \quad (207)$$

In particular, we have:

$$[v_{-1}^i] = 0, \quad i = 1, 2. \quad (208)$$

We now turn to equations at the next order to obtain the boundary conditions for (178). From (57) and (64) we have:

$$\frac{\partial \tilde{J}_{q,1}}{\partial \xi'} = 0, \quad (209)$$

$$\tilde{J}_{q,1} = -\Sigma(\tilde{q}_0) \frac{\partial}{\partial \xi'} \left(\frac{\tilde{q}_1}{\sqrt{4S + \tilde{q}_0^2}} + \tilde{\phi}_1 \right), \quad (210)$$

$$-\tilde{q}_1 = \epsilon \left(\frac{\partial^2 \tilde{\phi}_1}{\partial \xi'^2} + \kappa \frac{\partial \tilde{\phi}_0}{\partial \xi'} \right). \quad (211)$$

with interface conditions from (40), (61) and (62) given by:

$$[\tilde{\phi}_1] = \left[\epsilon \frac{\partial \tilde{\phi}_1}{\partial \xi'} \right] = [\tilde{J}_{q,1}] = \left[\frac{\tilde{q}_1}{\sqrt{4S + \tilde{q}_0^2}} \right] = 0. \quad (212)$$

We see from (209) and the above that $\tilde{J}_{q,1}$ is constant throughout $-\infty < \xi' < \infty$. Let this constant be equal to J_0 . From (210) and (211), we obtain the equation:

$$-\epsilon \frac{\partial^2}{\partial \xi'^2} \left(\frac{\tilde{q}_1}{\sqrt{4S + \tilde{q}_0^2}} \right) + \tilde{q}_1 = -\epsilon \kappa \frac{\partial \tilde{\phi}_0}{\partial \xi'} + \epsilon J_0 \frac{\partial}{\partial \xi'} \left(\frac{1}{\Sigma(\tilde{q}_0)} \right), \quad (213)$$

with interface conditions:

$$\left[\epsilon \frac{\partial}{\partial \xi'} \left(\frac{\tilde{q}_1}{\sqrt{4S + \tilde{q}_0^2}} \right) \right] = \left[\frac{\tilde{q}_1}{\sqrt{4S + \tilde{q}_0^2}} \right] = 0. \quad (214)$$

It is not difficult to see that this equation for \tilde{q}_1 has a unique bounded solution that decays exponentially to 0 as $\xi' \rightarrow \pm\infty$. It will be useful later to have a somewhat more explicit form for \tilde{q}_1 and $\tilde{\phi}_1$. Define the functions ψ_κ and ψ_J as being solutions to the following equations:

$$-\epsilon \frac{\partial^2 \psi_\kappa}{\partial \xi'^2} + \sqrt{4S + \tilde{q}_0^2} \psi_\kappa = -\epsilon \frac{\partial \tilde{\phi}_0}{\partial \xi'}, \quad (215)$$

$$-\epsilon \frac{\partial^2 \psi_J}{\partial \xi'^2} + \sqrt{4S + \tilde{q}_0^2} \psi_J = \epsilon \frac{\partial}{\partial \xi'} \left(\frac{1}{\Sigma(\tilde{q}_0)} \right), \quad (216)$$

with interface conditions:

$$[\psi.] = \left[\epsilon \frac{\partial \psi.}{\partial \xi'} \right] = 0 \quad (217)$$

where $\psi.$ is a place holder for either ψ_κ and ψ_J . We also require that both ψ_κ and ψ_J decay to 0 at $\xi' \rightarrow \pm\infty$. Note here that ψ_κ and ψ_J depend solely on \tilde{q}_0 and $\tilde{\phi}_0$ and hence, like \tilde{q}_0 and $\tilde{\phi}_0$, are universal functions that only depend on the parameters of the system. Then, we have:

$$\tilde{q}_1 = \sqrt{4S + \tilde{q}_0^2} (\kappa \psi_\kappa + J_0 \psi_J) \quad (218)$$

$$\frac{\partial \tilde{\phi}_1}{\partial \xi'} = -\kappa \frac{\partial \psi_\kappa}{\partial \xi'} - J_0 \frac{\partial \psi_J}{\partial \xi'} - \frac{J_0}{\Sigma(\tilde{q}_0)}. \quad (219)$$

We can now find $\tilde{\phi}_1$ the above together with the first of the interface conditions in (212). To relate J_0 to the outer layer variables, we use Kaplun's matching procedure to find that:

$$\lim_{\xi \rightarrow \pm 0} \sigma \frac{\partial \phi_0}{\partial \xi} = \lim_{\xi' \rightarrow \pm \infty} \sigma \frac{\partial \tilde{\phi}_1}{\partial \xi'} = -J_0. \quad (220)$$

In particular, we have:

$$\left[\sigma \frac{\partial \phi_0}{\partial \xi} \right] = 0. \quad (221)$$

Let us now turn to the equations for the velocities. For u , we have:

$$\mu \frac{\partial^2 \tilde{u}_0}{\partial \xi'^2} - \frac{\partial \tilde{p}_{-1}}{\partial \xi'} = \tilde{q}_1 \frac{\partial \tilde{\phi}_0}{\partial \xi'} + \tilde{q}_0 \frac{\partial \tilde{\phi}_1}{\partial \xi'}, \quad (222)$$

$$\frac{\partial \tilde{u}_0}{\partial \xi'} + \kappa \tilde{u}_{-1} + \frac{1}{\sqrt{|g|}} \frac{\partial}{\partial \eta^i} \left(\sqrt{|g|} \tilde{v}_{-1}^i \right) = 0, \quad (223)$$

with interface conditions:

$$[u_0] = 0, \quad \left[2\mu \frac{\partial \tilde{u}_0}{\partial \xi'} - \tilde{p}_{-1} + \epsilon \frac{\partial \tilde{\phi}_1}{\partial \xi'} \frac{\partial \tilde{\phi}_0}{\partial \xi'} \right] = -\hat{\gamma} \kappa. \quad (224)$$

Taking the derivative of (223) with respect to ξ' and using (202) and (207), we see that

$$\frac{\partial^2 \tilde{u}_0}{\partial \xi'^2} = 0. \quad (225)$$

Using the above and (211) as well as (185), we have:

$$\frac{\partial}{\partial \xi'} \left(2\mu \frac{\partial \tilde{u}_0}{\partial \xi'} - \tilde{p}_{-1} + \epsilon \frac{\partial \tilde{\phi}_1}{\partial \xi'} \frac{\partial \tilde{\phi}_0}{\partial \xi'} \right) = -\kappa \epsilon \left(\frac{\partial \tilde{\phi}_0}{\partial \xi'} \right)^2. \quad (226)$$

We obtain the following from the usual matching procedure. We first have

$$\lim_{\xi' \rightarrow \pm\infty} \frac{\partial \tilde{u}_0}{\partial \xi'} = \lim_{\xi \rightarrow 0\pm} \frac{\partial u_{-1}}{\partial \xi}, \quad (227)$$

together with

$$\lim_{\xi' \rightarrow \pm\infty} \frac{\partial \tilde{u}_0}{\partial \xi'} = \lim_{\xi \rightarrow 0\pm} \frac{\partial u_{-1}}{\partial \xi}, \quad [u_0] = 0. \quad (228)$$

We also have:

$$\begin{aligned} \left[2\mu \frac{\partial u_{-1}}{\partial \xi'} - p_{-1} \right] &= -\hat{\gamma}_{\text{eff}} \kappa, \quad \hat{\gamma}_{\text{eff}} = \hat{\gamma} - \left\langle \epsilon \frac{\partial \tilde{\phi}_0}{\partial \xi'}, \frac{\partial \tilde{\phi}_0}{\partial \xi'} \right\rangle, \\ \left\langle \epsilon \frac{\partial \tilde{\phi}_0}{\partial \xi'}, \frac{\partial \tilde{\phi}_0}{\partial \xi'} \right\rangle &= \frac{8\lambda_+ \epsilon_e A_+^2}{1 - A_+^2} + \frac{8\lambda_- \epsilon_i A_-^2}{1 - A_-^2}, \end{aligned} \quad (229)$$

where $\langle \cdot, \cdot \rangle$ is the standard inner product on $L^2(\mathbb{R})$, the space of square integrable functions on the real line and λ_{\pm}, A_{\pm} are defined in (193) and (195). For v^i we have:

$$\mu \frac{\partial^2 \tilde{v}_0^i}{\partial \xi'^2} - g^{ij} \frac{\partial \tilde{p}_{-2}}{\partial \eta^j} = \tilde{q}_0 g^{ij} \frac{\partial \tilde{\phi}_0}{\partial \eta^j}. \quad (230)$$

From (204), \tilde{p}_{-2} does not depend on $\boldsymbol{\eta}$. Thus, we have:

$$\mu \frac{\partial^2 \tilde{v}_0^i}{\partial \xi'^2} = \tilde{q}_0 g^{ij} \frac{\partial \tilde{\phi}_0}{\partial \eta^j}. \quad (231)$$

This is supplemented with the interface condition:

$$[v_0^i] = 0, \quad \left[\mu \left(\frac{\partial \tilde{v}_0^i}{\partial \xi'} + g^{ij} \frac{\partial \tilde{u}_{-1}}{\partial \eta^j} \right) \right] = 0. \quad (232)$$

Note that (230) together with (185) yields:

$$\frac{\partial^2}{\partial \xi'^2} \left(\mu \tilde{v}_0^i + \epsilon \tilde{\phi}_0 g^{ij} \frac{\partial \phi_0}{\partial \eta^j} \right) = 0, \quad (233)$$

where we used (198). Thus,

$$\tilde{v}_0^i = -\frac{\epsilon}{\mu} \tilde{\phi}_0 g^{ij} \frac{\partial \phi_0}{\partial \eta^j} + C_{\pm} \xi' + B_{\pm}. \quad (234)$$

where the $+$ ($-$) sign is chosen when $\xi' > 0$ ($\xi' < 0$), where B_{\pm}, C_{\pm} are constants to be determined. The interface conditions (232) yields:

$$\mu_e C_+ = \mu_i C_-, \quad B_+ - \frac{\epsilon_e}{\mu_e} \tilde{\phi}_0(0) g^{ij} \frac{\partial \phi_0}{\partial \eta^j} = B_- - \frac{\epsilon_i}{\mu_i} \tilde{\phi}_0(0) g^{ij} \frac{\partial \phi_0}{\partial \eta^j}. \quad (235)$$

The usual matching procedure yields:

$$\lim_{\xi \rightarrow 0 \pm} \frac{\partial v_{-1}^i}{\partial \xi} = \lim_{\xi' \rightarrow \pm \infty} \frac{\partial \tilde{v}_0^i}{\partial \xi'} = C_{\pm}, \quad \lim_{\xi \rightarrow 0 \pm} v_0^i = \lim_{\xi' \rightarrow \pm \infty} \left(-\frac{\epsilon}{\mu} \tilde{\phi}_0 g^{ij} \frac{\partial \phi_0}{\partial \eta^j} + B_{\pm} \right) \quad (236)$$

In particular, we have:

$$\left[\mu \left(\frac{\partial v_{-1}^i}{\partial \xi} + g^{ij} \frac{\partial u_{-1}}{\partial \eta^j} \right) \right] = 0, \quad (237)$$

and

$$[v_0^i] = - \left(\frac{\epsilon_i}{\mu_i} \phi_i^{\Delta} + \frac{\epsilon_e}{\mu_e} \phi_e^{\Delta} \right) g^{ij} \frac{\partial \phi_0}{\partial \eta^j}, \quad (238)$$

where $\phi_{i,e}^{\Delta}$ were defined in (196). As remarked below (196), $\phi_{i,e}^{\Delta}$ have the same sign, and thus, there is a jump in the velocity v_0^i across the interface Γ so long as $l_C \neq l_A$ and $\partial \phi_0 / \partial \eta^i \neq 0$.

We may now collect our results. The governing equations for the leading order electrostatic potential and fluid velocity are:

$$\nabla \cdot (\sigma \nabla \phi_0) = 0, \quad (239)$$

$$[\phi_0] = \ln \left(\frac{l_C}{\sqrt{S_i}} \right) = \frac{1}{2} \ln \left(\frac{l_C}{l_A} \right), \quad \left[\sigma \frac{\partial \phi_0}{\partial \xi} \right] = 0, \quad (240)$$

$$\mu \Delta \mathbf{u}_{-1} - \nabla p_{-1} = 0, \quad \nabla \cdot \mathbf{u}_{-1} = 0, \quad (241)$$

$$[\mathbf{u}_{-1}] = 0, \quad [\Sigma(\mathbf{u}_{-1}, p_{-1}) \mathbf{n}] = -\hat{\gamma}_{\text{eff}} \kappa \mathbf{n}. \quad (242)$$

The effective tension $\hat{\gamma}_{\text{eff}}$ is defined as

$$\hat{\gamma}_{\text{eff}} = \hat{\gamma} - \left\langle \epsilon \frac{\partial \tilde{\phi}_0}{\partial \xi'}, \frac{\partial \tilde{\phi}_0}{\partial \xi'} \right\rangle, \quad \left\langle \epsilon \frac{\partial \tilde{\phi}_0}{\partial \xi'}, \frac{\partial \tilde{\phi}_0}{\partial \xi'} \right\rangle = \frac{8\lambda_+ \epsilon_e A_+^2}{1 - A_+^2} + \frac{8\lambda_- \epsilon_i A_-^2}{1 - A_-^2}, \quad (243)$$

where λ_{\pm}, A_{\pm} are defined in (193) and (195). The equations for voltage ϕ_0 and the fluid velocity \mathbf{u}_{-1} are thus completely decoupled, except that the effective surface tension constant is modified to $\hat{\gamma}_{\text{eff}}$. We point out that the equation for \mathbf{u}_{-1} is well-posed only if $\hat{\gamma}_{\text{eff}} > 0$, suggesting that the above asymptotic procedure may not be valid if $\hat{\gamma}_{\text{eff}} < 0$.

Assume that $\hat{\gamma}_{\text{eff}} > 0$. To leading order, the fluid will undergo Stokesian motion without any influence from the electric field. An initially deformed droplet will approach a sphere (if initially homeomorphic to a sphere). The dynamics described by \mathbf{u}_{-1} thus represents the initial layer, after which the droplet is approximately spherical and \mathbf{u}_0 becomes the leading order term of the velocity field.

5.2 Perturbation from Sphere

We now consider the dynamics of the droplet after the initial layer and the droplet is approximately spherical. This amounts to obtaining equations for \mathbf{u}_0 . We expand the curvature κ in terms of δ :

$$\kappa = \kappa_0 + \delta\kappa_1 + \cdots. \quad (244)$$

We note that, strictly speaking, this expansion had to be applied to all preceding calculations. It can be checked that this will not have made any difference in our calculations thus far (since this would only amount to changing all instances of κ to κ_0 in the foregoing calculations). Assuming that an equilibrium steady state is reached ($\hat{\gamma}_{\text{eff}} > 0$)

$$u_{-1} = 0, \quad p_{-1} = \begin{cases} 0 & \text{in } \Omega_i \\ \hat{\gamma}_{\text{eff}}\kappa_0 & \text{in } \Omega_e \end{cases}, \quad [p_{-1}] = \hat{\gamma}_{\text{eff}}\kappa_0, \quad (245)$$

where κ_0 is the constant curvature of the spherical droplet and we have normalized the pressure in Ω_e to be 0.

We note that the equation for \mathbf{u}_0 in the outer layer is given by:

$$\mu\Delta\mathbf{u}_0 - \nabla p_0 = 0, \quad \nabla \cdot \mathbf{u}_0 = 0. \quad (246)$$

We already have the interfacial conditions (228) and (238). We have only to obtain the stress jump conditions across the interface. As before, the variables with $\tilde{\cdot}$ are for the inner layer.

From (245) and using (202), (207), we have:

$$\tilde{u}_{-1} = \tilde{v}_{-1}^i = 0, \quad (247)$$

We caution that \tilde{p}_{-1} is *not* necessarily constant within the inner layer. We also have:

$$\frac{\partial \tilde{u}_0}{\partial \xi'} = 0, \quad \lim_{\xi' \rightarrow \pm\infty} \frac{\partial \tilde{v}_0^i}{\partial \xi'} = 0, \quad (248)$$

where we used (227) in the first equality and (236) in the second. Let us now consider the equations for u . From (65) using (247) and (248) we have (see (319) and (333)):

$$\mu \frac{\partial^2 \tilde{u}_1}{\partial \xi'^2} - \frac{\partial \tilde{p}_0}{\partial \xi'} = \tilde{q}_0 \frac{\partial \tilde{\phi}_2}{\partial \xi'} + \tilde{q}_1 \frac{\partial \tilde{\phi}_1}{\partial \xi'} + \tilde{q}_2 \frac{\partial \tilde{\phi}_0}{\partial \xi'}, \quad (249)$$

$$0 = \frac{\partial \tilde{u}_1}{\partial \xi'} + \kappa_0 \tilde{u}_0 + \frac{1}{\sqrt{|g|}} \frac{\partial}{\partial \eta^i} \left(\sqrt{|g|} \tilde{v}_0^i \right). \quad (250)$$

From (41) and (198), we have (see (326))

$$\left[2\mu \frac{\partial \tilde{u}_1}{\partial \xi'} - p_0 + \frac{\epsilon}{2} \left(\left(\frac{\partial \tilde{\phi}_1}{\partial \xi'} \right)^2 + 2 \frac{\partial \tilde{\phi}_0}{\partial \xi'} \frac{\partial \tilde{\phi}_2}{\partial \xi'} - g^{ij} \frac{\partial \phi_0}{\partial \eta^i} \frac{\partial \phi_0}{\partial \eta^j} \right) \right] = -\hat{\gamma}\kappa_1. \quad (251)$$

Take the derivative of (250) with respect to ξ' , multiply by μ and add to (249). Using (247), we obtain:

$$2\mu \frac{\partial^2 \tilde{u}_1}{\partial \xi'^2} - \frac{\partial \tilde{p}_0}{\partial \xi'} = -\frac{\mu}{\sqrt{|g|}} \frac{\partial}{\partial \eta^i} \left(\sqrt{|g|} \frac{\partial \tilde{v}_0^i}{\partial \xi'} \right) + \tilde{q}_0 \frac{\partial \tilde{\phi}_2}{\partial \xi'} + \tilde{q}_1 \frac{\partial \tilde{\phi}_1}{\partial \xi'} + \tilde{q}_2 \frac{\partial \tilde{\phi}_0}{\partial \xi'}. \quad (252)$$

Note that \tilde{q}_2 satisfies:

$$-\tilde{q}_2 = \epsilon \left(\frac{\partial^2 \tilde{\phi}_2}{\partial \xi'^2} + \kappa_0 \frac{\partial \tilde{\phi}_1}{\partial \xi'} + \kappa_1 \frac{\partial \tilde{\phi}_0}{\partial \xi'} + \Delta_{\boldsymbol{\eta}} \tilde{\phi}_0 \right), \quad (253)$$

where $\Delta_{\boldsymbol{\eta}}$ is the Laplace-Beltrami operator on the interface:

$$\Delta_{\boldsymbol{\eta}} \phi_0 = \frac{1}{\sqrt{|g|}} \frac{\partial}{\partial \eta^i} \left(\sqrt{|g|} g^{ij} \frac{\partial \phi_0}{\partial \eta^j} \right). \quad (254)$$

Using (233), (236) and (248), we have:

$$\mu \frac{\partial \tilde{v}_0^i}{\partial \xi'} + \epsilon \frac{\partial \tilde{\phi}_0}{\partial \xi'} g^{ij} \frac{\partial \phi_0}{\partial \eta^j} = 0. \quad (255)$$

From this, we see that

$$\frac{\mu}{\sqrt{|g|}} \frac{\partial}{\partial \eta^i} \left(\sqrt{|g|} \frac{\partial \tilde{v}_0^i}{\partial \xi'} \right) + \epsilon \frac{\partial \tilde{\phi}_0}{\partial \xi'} \Delta_{\boldsymbol{\eta}} \phi_0 = 0, \quad (256)$$

Using the above relations, (185) and (211), equation (252) can be rewritten as:

$$\begin{aligned} & \frac{\partial}{\partial \xi'} \left(2\mu \frac{\partial \tilde{u}_1}{\partial \xi'} - p_0 + \frac{\epsilon}{2} \left(\left(\frac{\partial \tilde{\phi}_1}{\partial \xi'} \right)^2 + 2 \frac{\partial \tilde{\phi}_0}{\partial \xi'} \frac{\partial \tilde{\phi}_2}{\partial \xi'} \right) \right) \\ &= -2\kappa_0 \epsilon \frac{\partial \tilde{\phi}_0}{\partial \xi'} \frac{\partial \tilde{\phi}_1}{\partial \xi'} - \kappa_1 \epsilon \left(\frac{\partial \tilde{\phi}_0}{\partial \xi'} \right)^2. \end{aligned} \quad (257)$$

We may now apply the usual matching procedure to obtain:

$$\begin{aligned} & \left[2\mu \frac{\partial u_0}{\partial \xi} - p_0 + \frac{\epsilon}{2} \left(\left(\frac{\partial \phi_0}{\partial \xi} \right)^2 - g^{ij} \frac{\partial \phi_0}{\partial \eta^i} \frac{\partial \phi_0}{\partial \eta^j} \right) \right] \\ &= -\hat{\gamma}_{\text{eff}} \kappa_1 + 2\kappa_0 \left(\frac{\epsilon_i}{\sigma_i} \phi_i^\Delta + \frac{\epsilon_e}{\sigma_e} \phi_e^\Delta - I_J \right) J_0 - 2\kappa_0^2 I_\kappa \end{aligned} \quad (258)$$

where $\hat{\gamma}_{\text{eff}}$ was defined in (229), $\phi_{i,e}^\Delta$ were defined in (196) and

$$\begin{aligned} I_\kappa &= \left\langle \epsilon \frac{\partial \tilde{\phi}_0}{\partial \xi'}, \frac{\partial \psi_\kappa}{\partial \xi'} \right\rangle, \quad I_J = \left\langle \epsilon \frac{\partial \tilde{\phi}_0}{\partial \xi'}, \frac{\partial \psi_J}{\partial \xi'} + R_\Delta \right\rangle, \\ R_\Delta &= \begin{cases} \Sigma(\tilde{q}_0)^{-1} - \sigma_i^{-1} & \text{for } \xi' < 0, \\ \Sigma(\tilde{q}_0)^{-1} - \sigma_e^{-1} & \text{for } \xi' > 0. \end{cases} \end{aligned} \quad (259)$$

In the above derivation, we used (219), (215) and (216). Note that I_κ and I_J depend only on the parameters of the system of equations.

We now turn to the equations for v^i . We have (see (338)):

$$\mu \left(\frac{\partial^2 \tilde{v}_1^i}{\partial \xi'^2} + 2\kappa_0 \frac{\partial \tilde{v}_0^i}{\partial \xi'} \right) - g^{ij} \frac{\partial p_{-1}}{\partial \eta^j} = \tilde{q}_0 g^{ij} \frac{\partial \tilde{\phi}_1}{\partial \eta^j} + \tilde{q}_1 g^{ij} \frac{\partial \phi_0}{\partial \eta^j}, \quad (260)$$

where we used (198) in the last term. The interface condition is given by:

$$\left[\mu \left(\frac{\partial \tilde{v}_1^i}{\partial \xi'} + g^{ij} \frac{\partial \tilde{u}_0}{\partial \eta^j} \right) \right] = 0. \quad (261)$$

From (225) and (226), we have:

$$\frac{\partial}{\partial \xi'} \left(\frac{\partial \tilde{p}_{-1}}{\partial \eta^i} - \epsilon \frac{\partial^2 \tilde{\phi}_1}{\partial \xi' \partial \eta^i} \frac{\partial \tilde{\phi}_0}{\partial \xi'} \right) = 0 \quad (262)$$

Recalling that p_{-1} is spatially constant in the outer layer by assumption, we see that

$$\frac{\partial \tilde{p}_{-1}}{\partial \eta^i} - \epsilon \frac{\partial^2 \tilde{\phi}_1}{\partial \xi' \partial \eta^i} \frac{\partial \tilde{\phi}_0}{\partial \xi'} = 0. \quad (263)$$

Plugging this back into (260) and using (185), we obtain:

$$\mu \left(\frac{\partial^2 \tilde{v}_1^i}{\partial \xi'^2} + 2\kappa_0 \frac{\partial \tilde{v}_0^i}{\partial \xi'} \right) = \frac{\partial}{\partial \xi'} \left(\epsilon \frac{\partial \tilde{\phi}_0}{\partial \xi'} g^{ij} \frac{\partial \tilde{\phi}_1}{\partial \eta^j} \right) + \tilde{q}_1 g^{ij} \frac{\partial \phi_0}{\partial \eta^j}. \quad (264)$$

Further using (255) and (211),

$$\mu \frac{\partial^2 \tilde{v}_1^i}{\partial \xi'^2} = \frac{\partial}{\partial \xi'} \left(\epsilon \frac{\partial \tilde{\phi}_0}{\partial \xi'} g^{ij} \frac{\partial \tilde{\phi}_1}{\partial \eta^j} \right) + \left(\epsilon \kappa_0 \frac{\partial \tilde{\phi}_0}{\partial \xi'} - \epsilon \frac{\partial^2 \tilde{\phi}_1}{\partial \xi'^2} \right) g^{ij} \frac{\partial \phi_0}{\partial \eta^j}. \quad (265)$$

Let us integrate both sides from $\xi' = -\infty$ to ∞ . The first term on the right yields:

$$\int_{-\infty}^{\infty} \frac{\partial}{\partial \xi'} \left(\epsilon \frac{\partial \tilde{\phi}_0}{\partial \xi'} g^{ij} \frac{\partial \tilde{\phi}_1}{\partial \eta^j} \right) d\xi' = \left[\epsilon \frac{\partial \tilde{\phi}_0}{\partial \xi'} g^{ij} \frac{\partial \tilde{\phi}_1}{\partial \eta^j} \right] = 0. \quad (266)$$

where we used the continuity of $\epsilon \partial \tilde{\phi}_0 / \partial \xi'$ and $\tilde{\phi}_1$ across $\xi' = 0$ (see (186) and (212)) in the second equality. Let us turn to the second term on the right hand side of (265). Noting that $g^{ij} \partial \phi_0 / \partial \eta^j$ does not depend on ξ' , it is sufficient to compute the following.

$$\int_{-\infty}^{\infty} \left(\epsilon \kappa_0 \frac{\partial \tilde{\phi}_0}{\partial \xi'} - \epsilon \frac{\partial^2 \tilde{\phi}_1}{\partial \xi'^2} \right) d\xi' = -\kappa_0 (\epsilon_i \phi_i^\Delta + \epsilon_e \phi_e^\Delta) - \left(\frac{\epsilon_i}{\sigma_i} - \frac{\epsilon_e}{\sigma_e} \right) J_0. \quad (267)$$

In the above, we used the definitions of $\phi_{i,e}^\Delta$ in (196), as well as (220) and (186) for the second integrand. The matching procedure for (265) can now be completed using the above together with (261), from which we find that

$$\left[\mu \left(\frac{\partial \tilde{v}_0^i}{\partial \xi} + g^{ij} \frac{\partial u_0}{\partial \eta^j} \right) \right] = \left(\kappa_0 (\epsilon_i \phi_i^\Delta + \epsilon_e \phi_e^\Delta) + \left(\frac{\epsilon_i}{\sigma_i} - \frac{\epsilon_e}{\sigma_e} \right) J_0 \right) g^{ij} \frac{\partial \phi_0}{\partial \eta^j}. \quad (268)$$

We have thus obtained the stress boundary conditions (258) and (268) for u_0 and v_0^i respectively. Together with (228) and (238), these conditions constitute the interface conditions for the Stokes equation (246). It is important to note that, when the voltage jump $[\phi_0]$ is equal to 0 (or $l_C = l_A$), the above interface conditions reduce to those of the TM model without convection. In this sense, the above calculation generalizes the TM model (without convection, applied to a sphere) in the presence of an interfacial double layer charge density.

5.3 Spherical Drop under Uniform Electric Field

We now apply the foregoing calculations to the case of a spherical drop under a uniform electric field. The calculation here parallels that of [30]. Assuming the viscous drop maintains a spherical shape with a dimensionless radius of 1, we use spherical polar coordinates for our calculation. The voltage is given by:

$$\phi = \begin{cases} -Er \cos \theta \frac{3\sigma_e}{2\sigma_e + \sigma_i} + \frac{1}{2} \ln(l_C/l_A) & \text{for } r < 1, \\ -E \cos \theta \left(r + \frac{\sigma_e - \sigma_i}{2\sigma_e + \sigma_i} r^{-2} \right) & \text{for } r \geq 1, \end{cases} \quad (269)$$

where r is the radial coordinate and θ is the polar angle. The electric field is pointing in the $\theta = 0$ direction and is of magnitude E . In the above and in what follows, we have omitted the subscript 0 indicating the order in the asymptotic expansion. We shall only be interested in calculating the order 0 quantities. Let u_r and u_θ be the velocities in the r and θ directions. The azimuthal component of the flow will be 0 by symmetry. We suppose the velocity field is 0 in the far field. Using (228) and (238), at the interface $r = 1$, we have the conditions:

$$[u_r] = 0, \quad (270)$$

$$[u_\theta] = - \left(\frac{\epsilon_i}{\mu_i} \phi_i^\Delta + \frac{\epsilon_e}{\mu_e} \phi_e^\Delta \right) \frac{3\sigma_e E}{2\sigma_e + \sigma_i} \sin \theta. \quad (271)$$

We now turn to the stress jump conditions. Let Σ_{rr} and $\Sigma_{r\theta}$ be the rr and $r\theta$ components of the fluid stress, which can be expressed using u_r and u_θ as:

$$\Sigma_{rr} = 2\mu \frac{\partial u_r}{\partial r} - p, \quad \Sigma_{r\theta} = \mu \left(r \frac{\partial}{\partial r} \left(\frac{u_\theta}{r} \right) + \frac{1}{r} \frac{\partial u_r}{\partial \theta} \right). \quad (272)$$

The stress jump conditions (258) and (268) yield:

$$\begin{aligned} [\Sigma_{rr}] = & \frac{1}{2} \left(\frac{3\sigma_e E}{2\sigma_e + \sigma_i} \right)^2 \left(\epsilon_i - \epsilon_e + \left(\epsilon_e \left(\left(\frac{\sigma_i}{\sigma_e} \right)^2 + 1 \right) - 2\epsilon_i \right) \cos^2 \theta \right) \\ & + \frac{12\sigma_e \sigma_i E}{2\sigma_e + \sigma_i} \left(\frac{\epsilon_i}{\sigma_i} \phi_i^\Delta + \frac{\epsilon_e}{\sigma_e} \phi_e^\Delta - I_J \right) \cos \theta - 8I_\kappa, \end{aligned} \quad (273)$$

$$[\Sigma_{r\theta}] = \left(\frac{3\sigma_e E}{2\sigma_e + \sigma_i} \right)^2 \left(\epsilon_i - \epsilon_e \left(\frac{\sigma_i}{\sigma_e} \right) \right) \sin \theta \cos \theta + \frac{6\sigma_e E}{2\sigma_e + \sigma_i} (\epsilon_i \phi_i^\Delta + \epsilon_e \phi_e^\Delta) \sin \theta. \quad (274)$$

We have used the fact that $\kappa_0 = 2$ for a unit sphere. Since we assume the drop shape is spherical, $\kappa_1 = 0$. This constraint should lead to restrictions on the parameter values. We shall later restore the surface tension term $\gamma\kappa_1$.

We now introduce the Stokes stream function $\psi(r, \theta)$ to solve the above interface problem, which is related to u_r and u_θ via

$$u_r = \frac{1}{r^2 \sin \theta} \frac{\partial \psi}{\partial \theta}, \quad u_\theta = -\frac{1}{r \sin \theta} \frac{\partial \psi}{\partial r}. \quad (275)$$

We use the well-known separation of variables solution (see, for example, [19]). From the above interface conditions, the Stokes stream function ψ should be written as:

$$\psi(r, \theta) = \begin{cases} \sum_{n=1}^2 (A_n r^{n+3} + B_n r^{n+1}) Q_n(\cos \theta) & \text{if } r < 1, \\ \sum_{n=1}^2 (C_n r^{2-n} + D_n r^{-n}) Q_n(\cos \theta) & \text{if } r \geq 1. \end{cases} \quad (276)$$

where

$$Q_1(z) = 1 - z^2, \quad Q_2(z) = z - z^3. \quad (277)$$

The corresponding pressure is computed as

$$p(r, \theta) = \begin{cases} \mu_i \left(\frac{7}{2} A_2 r^2 + 20 A_1 \cos \theta + \frac{21}{2} A_2 r^2 \cos 2\theta \right) & \text{if } r < 1, \\ \mu_e \left(C_2 r^{-3} + 2 C_1 r^{-2} \cos \theta + 3 C_2 r^{-3} \cos 2\theta \right) & \text{if } r \geq 1. \end{cases} \quad (278)$$

Let us determine the coefficients in the above expressions. Plugging in the above expression into (270), we obtain:

$$\begin{aligned} & 2(A_1 + B_1) \cos \theta - (A_2 + B_2)(1 - 3 \cos^2 \theta) \\ &= 2(C_1 + D_1) \cos \theta - (C_2 + D_2)(1 - 3 \cos^2 \theta) = u_r|_{r=1}, \end{aligned} \quad (279)$$

Since we assume that the drop maintains its spherical shape, u_r at $r = 1$ must be proportional to $\cos \theta$. Therefore, we have:

$$A_1 + B_1 = C_1 + D_1, \quad A_2 + B_2 = C_2 + D_2 = 0. \quad (280)$$

From (271), we obtain:

$$\begin{aligned} & (-4A_1 - 2B_1 + C_1 - D_1) \sin \theta + (-5A_2 - 3B_2 - 2D_2) \sin \theta \cos \theta \\ &= -\left(\frac{\epsilon_i}{\mu_i} \phi_i^\Delta + \frac{\epsilon_e}{\mu_e} \phi_e^\Delta \right) \frac{3E\sigma_e}{2\sigma_i + \sigma_e} \sin \theta. \end{aligned} \quad (281)$$

Thus,

$$-4A_1 - 2B_1 + C_1 - D_1 = -\left(\frac{\epsilon_i}{\mu_i} \phi_i^\Delta + \frac{\epsilon_e}{\mu_e} \phi_e^\Delta \right) \frac{3E\sigma_e}{2\sigma_e + \sigma_i}, \quad (282)$$

$$-5A_2 - 3B_2 - 2D_2 = 0. \quad (283)$$

Likewise, from (273) and (274), we obtain the equations:

$$-12\mu_i A_1 + \mu_e(6C_1 + 12D_1) = \frac{12\sigma_e\sigma_i E}{2\sigma_e + \sigma_i} \left(\frac{\epsilon_i}{\sigma_i} \phi_1^\Delta + \frac{\epsilon_e}{\sigma_e} \phi_e^\Delta - I_J \right), \quad (284)$$

$$-3(\mu_i(A_2 - 2B_2) - \mu_e(6C_2 + 8D_2)) = \frac{1}{2} \left(\frac{3\sigma_e E}{2\sigma_e + \sigma_i} \right)^2 \left(\epsilon_e \left(\left(\frac{\sigma_i}{\sigma_e} \right)^2 + 1 \right) - 2\epsilon_i \right), \quad (285)$$

$$-6\mu_i A_1 + 6\mu_e D_1 = \frac{6\sigma_e E}{2\sigma_e + \sigma_i} (\epsilon_i \phi_1^\Delta + \epsilon_e \phi_e^\Delta) \quad (286)$$

$$-\mu_i(16A_2 + 6B_2) + \mu_e(6C_2 + 16D_2) = \left(\frac{3\sigma_e E}{2\sigma_e + \sigma_i} \right)^2 \left(\epsilon_i - \epsilon_e \left(\frac{\sigma_i}{\sigma_e} \right) \right). \quad (287)$$

We may solve the above for the eight constants. The five equations for A_2, B_2, C_2 and D_2 , are exactly the same as those discussed in Taylor [33], and this results in a condition on the parameters for solvability. This leads to the discriminating function for prolate/oblate deformation. We note that $l_A \neq l_C$ only affects A_1, B_1, C_1 and D_1 . Thus the voltage jump due to $l_A \neq l_C$ does not affect the discriminating function at leading order. However, we expect the migration speed of the drop V_{migr} to depend on such voltage jump because, from (279), $V_{\text{migr}} = 2(A_1 + B_1)$. Solving for the constants A_1, B_1, C_1 and D_1 , we obtain:

$$V_{\text{migr}} = \frac{2(5\epsilon_i\sigma_e\mu_e\phi_1^\Delta + \epsilon_e(4\sigma_i(\mu_i + \mu_e) - \sigma_e(\mu_i + 2\mu_e))\phi_e^\Delta)}{\mu_e(3\mu_i + 2\mu_e)(2\sigma_e + \sigma_i)} E - \frac{8(\mu_i + \mu_e)\sigma_i\sigma_e I_J}{\mu_e(3\mu_i + 2\mu_e)(2\sigma_e + \sigma_i)} E \quad (288)$$

Using (197) and noting that $I_J = \mathcal{O}((\phi^\Delta)^2)$ we have:

$$V_{\text{migr}} = \frac{2(5\epsilon_i\sigma_e\mu_e\zeta + 4\epsilon_e\sigma_i(\mu_i + \mu_e) - \epsilon_e\sigma_e(\mu_i + 2\mu_e))}{\mu_e(3\mu_i + 2\mu_e)(2\sigma_e + \sigma_i)(1 + \zeta)} \phi^\Delta E + \mathcal{O}((\phi^\Delta)^2). \quad (289)$$

If ϕ^Δ is small, the droplet migrates in the direction of the sign of $\phi^\Delta E$ when

$$Q_{\text{migr}} = \frac{5\epsilon_r\zeta + 4\sigma_r(1 + \mu_r)}{2 + \mu_r} > 1, \quad \epsilon_r = \frac{\epsilon_i}{\epsilon_e}, \sigma_r = \frac{\sigma_i}{\sigma_e}, \mu_r = \frac{\mu_i}{\mu_e}. \quad (290)$$

The direction of droplet migration, therefore, is not necessarily equal to $\phi^\Delta E$ as might have been expected. This is analogous to the conclusions of [3], in which the electrophoresis of conducting drops were studied using an electrodiffusion model.

We now numerically evaluate the flow field. The only non-trivial detail is the evaluation of the term I_J defined in (259), which in turn requires the numerical solution of ψ_J and ψ_κ which satisfies (216) and (215) respectively. The technical difficulty here is that these differential equations are posed on the real line, and

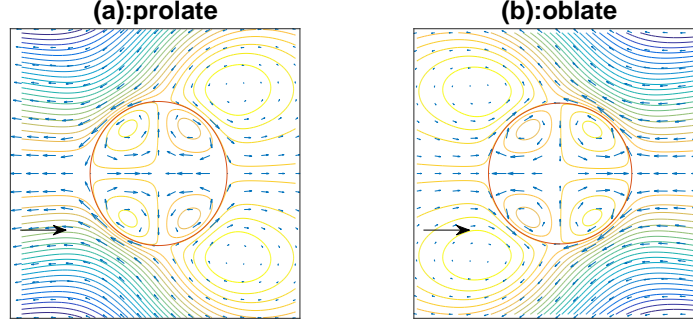


Figure 7: Flow field around a migrating droplet, in a frame moving with the droplet. Rotation axis is horizontal. $D_{C,A}^{i,e} = 1$, $\mu^{i,e} = 1$, $l_C = 1.01$, $l_A = 1/l_A$. In Figure (a), $\epsilon_i = 1$, $\epsilon_e = 2$ and in Figure (b), $\epsilon_i = 2$, $\epsilon_e = 1$ so that the flow field is consistent with a prolate/oblate deformation in Figure (a)/(b). Electric field is in the direction of the arrow. $\phi_\Delta > 0$, $Q_{\text{mgr}} > 1$ in both figures so that the droplet is moving in the direction of the arrow.

a straight forward discretization does not work. We take a smooth map of the real line onto a finite interval and discretize the transformed equations to obtain a numerical solution. The details of this computation are omitted.

Flow fields around a migrating drop are shown in Figure 7. The flow fields are similar in its appearance to the quadrupole vortex flow field photograph reported in [33]. In his paper, Taylor reports that the droplet drifts, and the flow field shows an asymmetry not explained by the TM model.

6 Discussion

6.1 Summary of Results

We introduced the modified Saville model in Section 2, an electrodiffusion model which explicitly incorporates ionic dissociation reactions. In Section 3, we took the weak ionic dissociation limit $\alpha \rightarrow 0$ in the modified Saville model. The resulting charge diffusion model is simpler than the modified Saville model in that the electrodiffusion equations for the cation c and anion a are replaced by a single electrodiffusion-type equation for the charge $q = c - a$.

We next take the limit $\delta \rightarrow 0$ in the charge diffusion model, where δ is the ratio between the Debye length and the droplet size. A crucial quantity that emerges is the Galvani potential $\phi_\Delta = \frac{1}{2} \ln(l_C/l_A)$.

The case when $\phi_\Delta = 0$ is treated in Section 4. In this case, the limit $\delta \rightarrow 0$ produces the Taylor-Melcher (TM) model with surface charge convection for arbitrary interfacial geometry provided we let $Pe = \mathcal{O}(\delta^{-2})$ and $\gamma = \mathcal{O}(\delta^2)$.

This derivation also gives us information on the space charge structure inside the Debye layer. The decay rate of the charge distribution from the interface can be algebraic or supra-exponential depending on the properties of the fluid flow at the interface. Other scalings for Pe (when $\phi_\Delta = 0$) also lead to the variants of the full TM model. When Pe is smaller, surface charge convection is absent to leading order. These results were summarized in Table 1. The asymptotic derivation can be extended to the case of strong imposed fields, as discussed in Section 4.3.

The case $\phi_\Delta \neq 0$ is treated in Section 5. Here, the limit $\delta \rightarrow 0$ does *not* lead to the TM model. An EDL develops at the liquid-liquid interface. After an initial transient in which the droplet assumes a near spherical shape, the droplet migrates under the influence of an imposed electric field. This leading order velocity is explicitly computed. Interestingly, even though the TM model is not valid when $\phi_\Delta \neq 0$, the oblate/prolate deformation criterion of Taylor remains valid.

6.2 Free Energy, Scaling and Asymptotics

The full TM model with surface charge convection satisfies a natural free energy identity (148) (this seems to be a new observation), while the TM model without surface charge convection does not. The TM model is thus a thermodynamically consistent theory only with the inclusion of surface charge convection. This provides theoretical motivation to derive the full TM model within a thermodynamically consistent asymptotic framework. We uncover a thermodynamic hierarchy of models consisting of the TM, charge diffusion and modified Saville models, in order of increasing mathematical complexity. The energy identity of the modified Saville model (24) leads to that of the charge diffusion model (66) by letting $\alpha \rightarrow 0$. Likewise, taking the limit $\delta \rightarrow 0$ in (66) leads to the free energy identity of the full TM model (148). In particular, the scaling $Pe = \mathcal{O}(\delta^{-2})$ and $\gamma = \mathcal{O}(\delta^2)$ emerges naturally as a consequence of this free energetic picture. In this sense, this scaling may be viewed as the canonical one. This model hierarchy is expressed in the form of a “commutative diagram” in Figure 8.

In Section 5, we let $Pe = \mathcal{O}(\delta^0)$ and $\gamma = \mathcal{O}(\delta)$, a scaling chosen for analytical feasibility. It would be interesting to identify a canonical scaling if any, and to see if our analysis can be extended other scalings of Pe and γ . Our analysis requires that the surface tension coefficient γ be greater than twice the electrostatic energy stored in the electric double layer (see (229) and the discussion at the end of Section 5.1). When this condition is violated, it does not seem to be possible to take the limit $\delta \rightarrow 0$. This may indicate the presence of an interfacial electrochemical/electrohydrodynamic instability.

Finally, we note that any asymptotic calculation is only as good as the expansion ansatz ((78) for Section 4 and (176) for Section 5). It is therefore important future work to validate of our conclusions by computational or analytic means.

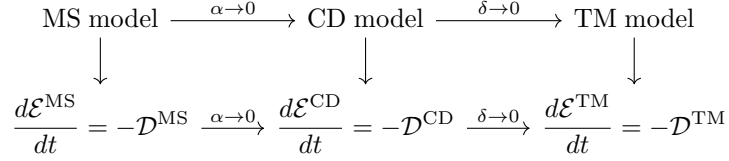


Figure 8: Model hierarchy and energy relations. The top row lists the modified Saville, charge diffusion and TM models and the bottom row lists the energy relations satisfied by the respective models, (24), (66) and (148) (we have omitted the boundary energy input term \mathcal{I} to avoid a cluttered diagram). The horizontal arrows correspond to taking (asymptotic) limits $\alpha \rightarrow 0$ or $\delta \rightarrow 0$. The vertical arrows correspond to the “operation” of forming the free energy identity. These arrows commute in the following sense. Taking the asymptotic limit in the complex model and then forming the energy identity, and forming the energy identity of the complex model and then taking the asymptotic limit in the energy identity, lead to the same energy identity for the simpler model.

6.3 Comparison with Previous Derivations of the Taylor-Melcher Model

We compare our derivation of the TM model with those of [2, 36, 30]. Previous studies derive the stationary TM model without surface charge convection for near spherical geometries. Here, we have derived the dynamic TM model with surface charge convection for arbitrary geometry.

In all of these studies, the authors consider a standard PNP model for *strong* binary electrolytes in which ions are completely dissociated, in contrast to our derivation in which we consider weak electrolytes. Indeed, the derivation in these studies do not seem to rely on whether the ionic medium is a poor or good conductor. In this sense, these derivations may be addressing the validity of the TM model outside of the leaky dielectric regime.

The derivation of bulk Ohmic conduction from an electrodiffusion model, a key ingredient in any derivation of the TM model, is of interest beyond leaky dielectrics and has been discussed by many authors [28, 31, 11, 10]. To the best of our knowledge, all previous derivations of Ohmic conduction starts with a strong electrolyte model. In [36, 31], it is assumed that the diffusion coefficients of the positive and negative ions are the same. In this case, a partial decoupling of the equations for $q = c - a$ and $c + a$ leads to Ohmic conduction. When the diffusion coefficients are not equal, one typically assumes that the electric field is strong so that drift due to the electric field overwhelms diffusion [28, 11, 10, 30]. In [11, 10], the conductivity is a function of position that satisfies an advection-diffusion equation. In [30], the conductivity is spatially constant; the constant ionic concentrations in the far field get swept into the region of interest by strong fields.

Our derivation of Ohmic conduction, in contrast, relies on the weak elec-

trolyte assumption. The concentration of ions is governed to leading order by local ion dissociation reactions, which leads to Ohmic conduction with spatially constant conductivity for any diffusion coefficient.

The authors of [30] make the interesting suggestion that conductivity may not be a bulk material property but a surface property. In our case, as discussed in Section 3, conductivity is a bulk material property if the dissociating neutral species in reaction (1) is the solvent itself.

A key parametric assumption made in [30], as emphasized in [5], is that, for each ion, the product of the diffusion coefficient and viscosity is constant across solvents. This allows the authors to perform a matched asymptotic calculation that leads to the TM model. This assumption, sometimes known as Walden’s rule, may be justified by the Stokes-Einstein relation for viscosity and diffusivity; as such it depends on the approximation that the effective radii of ions do not change from solvent to solvent. Significant deviations from Walden’s rule are well-documented [32]. In our derivation, no such assumptions on the diffusion coefficients or the viscosities are needed.

In Section 4.3, we showed that our derivation of the TM model is valid for large voltage satisfying (169). This scaling is precisely the parametric ordering assumed in [2, 30]. In fact, our derivation of the TM model is valid from thermal voltage up to imposed voltages satisfying $\beta \ll \delta^{-1}$. This is in contrast to [2, 30] where $\beta \gg 1$ is needed (which stems in part from their need to obtain Ohm’s law, as discussed above). Our derivation of the TM model is thus valid over a wider range of imposed voltages, which seems to be supported by the absence of experimental reports indicating a break down of the TM model at low voltages.

6.4 Boundary Layer and Geometric Singularities

Our derivation of the full TM model results in a description of the internal structure of the boundary layer. It is interesting that the charge distribution profile is not exponential as a function of distance from the liquid-liquid interface, but is algebraic or supra-exponential depending on the local flow structure. We point out that our boundary layer analysis was only performed at stagnation points, although we expect the algebraic/supra-exponential behavior to be valid even at non-stagnation points. This must be checked numerically or with further analysis.

Boundary layer matching cannot be achieved if surface charge accumulation due to the flow field overwhelms conductive charge dissipation; at this point, stress balance is also violated. This suggests a possible route to geometric singularity formation in leaky dielectrics, such as the Taylor cone [13] or the recently reported equatorial streaming [7]. When the prolate deformation is favored, strong electric fields should lead to charge accumulation at the “poles” where the surface divergence is maximally negative, leading to a breakdown of the interfacial charge layer and eventually to a Taylor cone. On the other hand, if oblate deformation is favored, strong electric fields may lead to charge accumulation at the “equator”, leading to equatorial streaming.

This picture, however, should be taken only as a suggestion. As discussed

below in Section 6.5, for imposed electric fields strong enough to induce significant surface charge convection, the full TM model may no longer provide the best description for typical leaky dielectric systems.

6.5 Dimensionless Parameters and Surface Charge Convection

We discuss the size of dimensionless parameters that featured in our analysis. Let the representative constants be:

$$T = 298K, \mu_* = 1\text{Pa} \cdot \text{s}, L = 1\text{mm}, \epsilon_* = 4\epsilon_0, \sigma_* = 10^{-9}\text{S/m}, \gamma_* = 1\text{mN/m}, \quad (291)$$

where ϵ_0 is the permittivity of vacuum and σ_* is the representative conductivity. All values follow [28] except γ_* which corresponds to the order of magnitude in [27]. Following [28] we set the representative ionic radius r_{ion} to be:

$$r_{\text{ion}} = 0.25\text{nm}. \quad (292)$$

Assuming the Stokes-Einstein relation, we may set:

$$D_* = \frac{k_B T}{6\pi\mu_* r_{\text{ion}}}, \sigma_* = D_* \frac{F^2}{RT} c_*, \quad (293)$$

where k_B is the Boltzmann constant. The expression for σ_* allows for the estimation of c_* . The above yields the following values for the dimensionless parameters.

$$\delta = 1.8 \times 10^{-4}, Pe = 2.7 \times 10^{-2}, \gamma = 1.3. \quad (294)$$

In addition, [28] uses the above to estimate the parameter α as:

$$\alpha \approx 10^{-4}. \quad (295)$$

We note that many of the above parameters may easily vary by a factor of 10 to 100 (σ_* for example) in either direction, and thus, should be taken as a rough estimate. Since the identity of the conducting ions and their reactions in leaky dielectrics are unknown, the estimate for r_{ion} and α above are necessarily uncertain [28].

We now discuss the implications of the above values for the applicability of our analysis. Our most important assumption is the ordering $\alpha \ll \delta \ll 1$ as in (3). The above indicates that α and δ are comparable. Note, however, that δ can be made larger if we assume that σ_* is smaller ($\sigma_* = 10^{-11}$ to 10^{-12}S/m in [27]) or L is smaller. In addition, if the ions present in the leaky dielectrics are generated by the dissociation of the solvent itself as discussed in Section 3 (e.g., H^+ and OH^- in pure water), the ratio α can be significantly smaller (about 10^{-9} for pure water). The assumption $\alpha \ll \delta \ll 1$ is thus likely to be reasonable for many systems. It would be of interest to consider the limit $\alpha \approx \delta \ll 1$, possibly a more appropriate scaling in certain systems.

In (294), Pe is at most $\mathcal{O}(1)$ with respect to δ and γ is much larger than $\mathcal{O}(\delta)$. According to Table 1, this indicates that the TM model without surface tension will be valid to leading order. The large value of γ with respect to δ^2 indicates that there will be little deformation from the sphere; a formal analysis of this situation will be analogous to the calculation in Section 5.

Recall from Section 4.3 that our analysis can be extended to the case of large imposed voltage provided (168) is satisfied. Given the estimate of $\delta \approx 10^{-4}$ in (294), $\beta = \omega^{-2} = 10^3$ may be the largest reasonable value for the dimensionless electric field magnitude for our derivation to hold. In this case, the dimensionless parameters of (167) and (170) are:

$$Pe_E = Pe\beta = 2.7 \times 10, \quad \delta_E = \delta\sqrt{\beta} = 5.6 \times 10^{-3}. \quad (296)$$

Given that these are rough estimates, it is possible that $Pe_E = \mathcal{O}(\delta_E^{-1})$ in certain systems. In this case, Table 1 indicates that we may obtain surface charge convection as an $\mathcal{O}(\delta_E)$ correction. The surface tension coefficient γ is still much larger than δ_E , so that deformation from the sphere may be small.

The above considerations lead to the question of whether there are any leaky dielectric systems for which surface charge convection can be obtained as a leading order term. According to (172), we would need:

$$Pe_E = Pe\beta \approx \delta_E^{-2} = \delta^{-2}\beta^{-1}, \quad (297)$$

which implies:

$$\beta \approx \sqrt{Pe^{-1}}\delta^{-1}. \quad (298)$$

This same scaling can be obtained just from the TM model. Balancing of the convective and conduction terms in the full TM model (see (140) and (141)) amounts to equating the “electrohydrodynamic time” with the “Maxwell-Wagner relaxation time” [27]:

$$t_{\text{EHD}} = \frac{\mu_*}{\epsilon_* E_*^2} \approx \frac{\epsilon_*}{\sigma_*} = t_{\text{MW}}. \quad (299)$$

This leads to the scaling of β in (298). The ratio $Re_E = t_{\text{MW}}/t_{\text{EHD}}$ is sometimes referred to as the electric Reynolds number. We may thus say that the scaling (298) corresponds to the regime where $Re_E = \mathcal{O}(1)$.

Since we need (169) for the validity of the asymptotic analysis, (298) implies that

$$Pe \gg 1 \quad (300)$$

must be satisfied. Using (293), we may compute Pe as:

$$Pe = \frac{r_{\text{ion}}}{r_B}, \quad r_B = \frac{q_{\text{el}}^2}{6\pi\epsilon_* k_B T}, \quad (301)$$

where q_{el} is the elementary charge. The length r_B is the Bjerrum length (up to a factor of 2/3), which is on the order of 0.5 to 10nm depending on the dielectric constant. On the other hand, ion size is expected to be in the subnanometer

range. Thus, barring the use of exotic materials, Pe is typically never larger than 1.

Surface charge convection will thus be negligible at thermal voltages, but will become appreciable as the imposed voltage becomes larger. However, at very large voltages for which the electric Reynolds number is $\mathcal{O}(1)$, our derivation of the TM model may break down. Our theory is thus consistent with reports that surface charge convection is important for large imposed voltages [35, 27, 18, 12], but the experimentally imposed voltages are often higher than what is allowed by our asymptotics.

The implications of this are not clear. It is possible that validity of our asymptotic theory does not deteriorate too much even at such high voltages. It is also possible that surface charge convection arises from physics beyond what is in our model. For example, surface electrochemical reactions could play a role, a possibility discussed briefly in the next Section.

Another possibility is that the TM model with surface charge convection is not the best model for typical leaky dielectric systems at very high voltages. Surface charge convection or even bulk charge convection is likely to be significant at very large electric fields, but the TM model may no longer provide a valid description of this charge convection. Recall that the charge diffusion model of Section 3 depended only on the smallness of α , and is potentially valid at very large field strengths. Direct analysis and simulation of the charge diffusion model may help resolve the physics of charge convection under strong fields.

6.6 Surface Electrochemistry, Galvani Potential and Electro-migration

It is well-known that many liquid-liquid interfaces have a spontaneous voltage jump known as the Galvani potential (GP) [16, 23]. As discussed in Section 3, the interface conditions for the ionic concentrations naturally gives rise to an electric double layer (EDL) with a voltage jump of ϕ_Δ across the interface. The TM model can only be derived in the absence of this GP. In its presence, as shown in Section 5, a suspended leaky dielectric droplet will migrate under an imposed electric field. This may explain the experimental reports of droplet electro-migration in leaky dielectrics [33, 34]. Our analysis yields an explicit formula for droplet migration velocity, which can potentially be tested with independent measurements of the GP. It is interesting that the direction of droplet migration is not always in the direction expected from the charge on the inner droplet; if $\phi_\Delta > 0$, the charge on the droplet is positive, but the direction of migration can be in the direction of high or low voltage depending on the magnitude of Q_{mgr} as given in (290) (assuming ϕ_Δ is small). This is similar to the conclusions of [3] for a conducting droplet.

Even in the presence of electro-migration, the deformation criterion of Taylor remains valid. One of the most important predictions of the TM model can thus be obtained even in a regime in which the TM model is not valid. It may then be

misleading to use the verification of the Taylor deformation criterion as evidence of the validity of the TM model, especially in the presence of electromigration.

The properties of the EDL and the resulting GP, which underpins our analysis of droplet migration, should depend on the details of the surface electrochemistry at the liquid-liquid interface. Our interfacial boundary conditions for ionic concentrations are the simplest possible. Unlike [28, 30], the modified Saville model does not incorporate surface ionic concentrations. We have assumed that the anions and cations can move across the liquid-liquid interface. It is possible that electric current flows across the interface via Faradaic reactions rather than by simple drift of ions. A more sophisticated model for surface electrochemistry may thus be needed for a better understanding of droplet electro-migration and related phenomena [23].

7 Outlook and Future Directions

In this paper, we have argued that the electrohydrodynamics of leaky dielectrics is the electrohydrodynamics of weak electrolyte solutions. The weak electrolyte limit of the modified Saville model leads to the charge diffusion model. The charge diffusion model, in turn gives rise to the TM model or droplet electro-migration depending on the presence of a Galvani potential. We identify droplet migration as an EDL phenomenon, which suggests that the electrohydrodynamics of leaky dielectrics is not confined to monolayer phenomena. Our analysis may have broader implications for a unified understanding of EML phenomena, usually associated with the electrohydrodynamics of leaky dielectrics, and EDL phenomena, usually associated with electrokinetic behavior of conducting fluids [4].

In light of our results, the charge diffusion model may emerge as a suitable model to address problems in electrohydrodynamics of leaky dielectrics that have so far resisted explanation with the TM model. It would thus be of great interest to further study the charge diffusion model, both from analytic and computational standpoints.

More broadly, our analysis highlights the importance of electrochemistry in electrohydrodynamics. Despite its importance, there seem to be very few analytical or computational studies on the interplay between electrochemistry and electrodiffusion/electrohydrodynamics [6]. Our analysis suggests that there is much to explore in this area.

Y.M. would like to thank Qiming Wang for introducing him to the leaky dielectric model. The authors would like to thank Satish Kumar and Howard Stone for discussion and encouragement. A workshop hosted by the IMA (Institute for Mathematics and its Applications, University of Minnesota) led to this project, whose support we gratefully acknowledge. Y.M. was supported by NSF DMS-1620316, DMS-1516978 and Y.N.Y. was supported by NSF DMS-1614863, DMS-1412789.

A Energy Identity

Here, we consider the energy identities (24), (66) and (147) satisfied by the modified Saville, charge diffusion and TM models respectively. We prove (147) of the TM model. The other energy identities can be proved in a similar fashion. The calculation to follow parallels that of [21].

Let us calculate the left hand side of (147).

$$\begin{aligned}
& \frac{d}{dt} \int_{\Omega} \frac{\epsilon}{2} |\nabla \phi|^2 d\mathbf{x} + \int_{\Gamma} \hat{\gamma} dm_{\Gamma} \\
&= \int_{\Omega} \left(\epsilon \nabla \phi \cdot \nabla \left(\frac{\partial \phi}{\partial t} \right) \right) d\mathbf{x} + \int_{\Gamma} \left(\left(\left[\frac{\epsilon}{2} |\nabla \phi|^2 \right] + \hat{\gamma} \kappa \right) u_{\perp} \right) dm_{\Gamma} \\
&= \int_{\Gamma} \left(\left[\phi \frac{\partial}{\partial \mathbf{n}} \left(\epsilon \frac{\partial \phi}{\partial t} \right) \right] + \left(\left[\frac{\epsilon}{2} |\nabla \phi|^2 \right] + \hat{\gamma} \kappa \right) u_{\perp} \right) dm_{\Gamma} \\
&\quad + \int_{\Omega} \phi \frac{\partial q_{\Omega}}{\partial t} d\mathbf{x} + \int_{\partial \Omega} \phi \frac{\partial}{\partial \mathbf{n}} \left(\epsilon \frac{\partial \phi}{\partial t} \right) dm_{\partial \Omega}.
\end{aligned} \tag{302}$$

In the first equality, we used the fact that the interface Γ moves with the local flow velocity, where $\mathbf{u} \cdot \mathbf{n} = u_{\perp}$. In the second equality, we integrated by parts and used (138).

In order to proceed further, we must simplify the term $\frac{\partial}{\partial \mathbf{n}} \left(\epsilon \frac{\partial \phi}{\partial t} \right)$ that appears in the integral over Γ in (302). We have:

$$\frac{\partial}{\partial \mathbf{n}} \left(\frac{\partial \phi}{\partial t} \right) \Big|_{\Gamma_k} = \left(\partial_t^{\perp} \left(\frac{\partial \phi}{\partial \mathbf{n}} \right) + \nabla_{\Gamma} u_{\perp} \cdot \nabla_{\Gamma} \phi - u_{\perp} \frac{\partial^2 \phi}{\partial \mathbf{n}^2} \right) \Big|_{\Gamma_k}, \quad k = \text{i, e.} \tag{303}$$

This technical result is proved in Appendix B of [21]. Using this, we obtain:

$$\begin{aligned}
& \int_{\Gamma} \left[\phi \frac{\partial}{\partial \mathbf{n}} \left(\epsilon \frac{\partial \phi}{\partial t} \right) \right] dm_{\Gamma} \\
&= \int_{\Gamma} \left[\phi \left(\partial_t^{\perp} \left(\epsilon \frac{\partial \phi}{\partial \mathbf{n}} \right) + \nabla_{\Gamma} u_{\perp} \cdot (\epsilon \nabla_{\Gamma} \phi) - u_{\perp} \epsilon \frac{\partial^2 \phi}{\partial \mathbf{n}^2} \right) \right] dm_{\Gamma} \\
&= \int_{\Gamma} \left(\phi \left[\partial_t^{\perp} \left(\epsilon \frac{\partial \phi}{\partial \mathbf{n}} \right) \right] - u_{\perp} \left[\nabla_{\Gamma} \cdot (\epsilon \phi \nabla_{\Gamma} \phi) + \epsilon \frac{\partial^2 \phi}{\partial \mathbf{n}^2} \right] \right) dm_{\Gamma},
\end{aligned} \tag{304}$$

where we integrated by parts over Γ in the second identity and used the fact that ϕ and u_{\perp} are continuous across Γ (see (140) and (142)). Note that the surface Γ is closed and thus integration by parts does not result in boundary terms. Let us simplify the above integrands. First we have:

$$\left[\partial_t^{\perp} \left(\epsilon \frac{\partial \phi}{\partial \mathbf{n}} \right) \right] = \partial_t^{\perp} \left[\left(\epsilon \frac{\partial \phi}{\partial \mathbf{n}} \right) \right] = \partial_t^{\perp} q_{\Gamma}. \tag{305}$$

Next, we have:

$$\begin{aligned}
& \left[\nabla_{\Gamma} \cdot (\epsilon \phi \nabla_{\Gamma} \phi) + \epsilon \phi \frac{\partial^2 \phi}{\partial \mathbf{n}^2} \right] = \left[\epsilon |\nabla_{\Gamma} \phi|^2 + \epsilon \phi \left(\Delta_{\Gamma} \phi + \frac{\partial^2 \phi}{\partial \mathbf{n}^2} \right) \right] \\
&= \left[\epsilon |\nabla_{\Gamma} \phi|^2 - \epsilon \phi \kappa \frac{\partial \phi}{\partial \mathbf{n}} - q_{\Omega} \phi \right] = \left[\epsilon |\nabla_{\Gamma} \phi|^2 \right] - \kappa q_{\Gamma} \phi - [q_{\Omega}] \phi,
\end{aligned} \tag{306}$$

where Δ_Γ is the Laplace-Beltrami operator on Γ . In the second equality above, we used the expression below, which is a consequence of (138):

$$\epsilon \Delta \phi|_{\Gamma_k} = \epsilon \left(\Delta_\Gamma \phi + \kappa \frac{\partial \phi}{\partial \mathbf{n}} + \frac{\partial^2 \phi}{\partial \mathbf{n}^2} \right) \Big|_{\Gamma_k} = -q_\Omega|_{\Gamma_k}, \quad k = \text{i, e.} \quad (307)$$

Collecting the above calculations and plugging this back into (302), we have:

$$\begin{aligned} \frac{d}{dt} \int_\Omega \frac{\epsilon}{2} |\nabla \phi|^2 d\mathbf{x} + \int_\Gamma \hat{\gamma} dm_\Gamma &= I_1 + I_2 + I_3, \\ I_1 &= \int_\Gamma \phi (\partial_t^\perp q_\Gamma + u_\perp \kappa q_\Gamma) dm_\Gamma, \quad I_2 = \int_\Omega \phi \frac{\partial q_\Omega}{\partial t} + \int_\Gamma u_\perp \phi [q_\Omega] dm_\Gamma, \\ I_3 &= \int_\Gamma \left(\left[\frac{\epsilon}{2} \left(\left| \frac{\partial \phi}{\partial \mathbf{n}} \right|^2 - |\nabla_\Gamma \phi|^2 \right) \right] + \hat{\gamma} \kappa \right) u_\perp dm_\Gamma. \end{aligned} \quad (308)$$

Using (142), we see that the integrand of $I_1 + I_3$ is equal to:

$$\begin{aligned} &\phi (\partial_t^\perp q_\Gamma + \kappa q_\Gamma u_\perp) - [(\Sigma(\mathbf{u}, p)) \mathbf{n}] \cdot \mathbf{u} - q_\Gamma \mathbf{u}_\parallel \nabla_\Gamma \phi \\ &= - [(\Sigma(\mathbf{u}, p)) \mathbf{n}] \cdot \mathbf{u} - \nabla_\Gamma \cdot (q_\Gamma \phi \mathbf{u}_\parallel) - \left[\hat{\sigma} \frac{\partial \phi}{\partial \mathbf{n}} \right] \phi, \end{aligned} \quad (309)$$

where we used (141). Therefore,

$$\begin{aligned} I_1 + I_3 &= - \int_\Gamma \left([(\Sigma(\mathbf{u}, p)) \mathbf{n}] \cdot \mathbf{u} + \left[\sigma \frac{\partial \phi}{\partial \mathbf{n}} \right] \phi \right) dm_\Gamma \\ &= - \int_\Omega \left(\hat{\sigma} |\nabla \phi|^2 + 2\mu |\nabla_S \mathbf{u}|^2 \right) d\mathbf{x} + \int_{\partial\Omega} \phi \hat{\sigma} \frac{\partial \phi}{\partial \mathbf{n}} dm_{\partial\Omega} + I_4, \\ I_4 &= - \int_\Omega (\mathbf{u} \cdot q_\Omega \nabla \phi + \nabla \cdot (\hat{\sigma} \nabla \phi)) d\mathbf{x} \end{aligned} \quad (310)$$

where we integrated by parts on the surface Γ in the first equality, and integrated by parts over Ω in the second equality and used (139). Finally, using (137), we have:

$$I_2 + I_4 = - \int_\Omega \nabla \cdot (\mathbf{u} q_\Omega \phi) d\mathbf{x} + \int_\Gamma u_\perp \phi [q_\Omega] dm_\Gamma = 0. \quad (311)$$

This concludes the proof of identity (147).

B Stokes Equation in the Inner Layer

In the boundary layer analysis, we introduced curvilinear coordinates fitted to the liquid-liquid interface. Here, we collect vector calculus expressions associated with this coordinate system. See [1] for an extensive treatment of the equations of continuum mechanics in curvilinear coordinates. Recall that the coordinates $(\xi, \eta^1, \eta^2) = (\eta^0, \eta^1, \eta^2)$ (we shall use η_0 or ξ interchangeably) are

given as in (85). The metric tensor associated with this coordinate system is given by:

$$G = \begin{pmatrix} 1 & \mathbf{0}^T \\ \mathbf{0} & \hat{g} \end{pmatrix} \quad (312)$$

where G is the 3×3 metric tensor, $\mathbf{0} \in \mathbb{R}^2$ is the zero (column) vector and \hat{g} is the 2×2 metric tensor associated with the coordinates η_1, η_2 . \hat{g} is given by:

$$\hat{g} = g + 2\xi h + \xi^2 \tilde{h} \quad (313)$$

where g, h and \tilde{h} are the first, second and third fundamental forms of the surface respectively, and are thus functions of (η^1, η^2) and do not depend on ξ :

$$g_{ij} = \frac{\partial \mathbf{X}}{\partial \eta^i} \cdot \frac{\partial \mathbf{X}}{\partial \eta^j}, \quad h_{ij} = \frac{\partial \mathbf{n}}{\partial \eta^i} \cdot \frac{\partial \mathbf{X}}{\partial \eta^j}, \quad \tilde{h}_{ij} = \frac{\partial \mathbf{n}}{\partial \eta^i} \cdot \frac{\partial \mathbf{n}}{\partial \eta^j}. \quad (314)$$

Here, the subscript i, j denote the components of the tensors and $i, j = 1, 2$.

We now write the Stokes equation (65) in these coordinates. The components of the vector field \mathbf{u} in curvilinear coordinates will be denoted $(u, v^1, v^2) = (v^0, v^1, v^2)$ (see (86)). Consider first the incompressibility condition. We have:

$$\nabla \cdot \mathbf{u} = \frac{1}{\sqrt{|G|}} \frac{\partial}{\partial \eta^\rho} \left(\sqrt{|G|} v^\rho \right) = \frac{1}{\sqrt{|\hat{g}|}} \frac{\partial}{\partial \xi} \left(\sqrt{|\hat{g}|} u \right) + \frac{1}{\sqrt{|\hat{g}|}} \frac{\partial}{\partial \eta^i} \left(\sqrt{|\hat{g}|} v^i \right) = 0 \quad (315)$$

where $|\cdot|$ is the determinant. In this appendix, Greek indices run through $0, 1, 2$ and whereas Roman indices run through $1, 2$. Note that:

$$\frac{1}{\sqrt{|\hat{g}|}} \frac{\partial}{\partial \xi} \sqrt{|\hat{g}|} \Big|_{\xi=0} = \frac{1}{2|\hat{g}|} \frac{\partial |\hat{g}|}{\partial \xi} \Big|_{\xi=0} = g^{ij} h_{ij} = \kappa \quad (316)$$

where g^{ij} denotes the components of the inverse of g (following usual convention, and likewise for \hat{g} and G) and κ is the sum of the principal curvatures of the interface (twice the mean curvature). Introduce the inner layer coordinate $\xi' = \xi/\delta^2$ and postulate a boundary layer expansion in terms of δ starting from:

$$\tilde{u} = \tilde{u}_0 + \delta \tilde{u}_1 + \dots, \quad (317)$$

and similarly for v^i . Condition (315) gives:

$$\frac{\partial \tilde{u}_0}{\partial \xi'} = 0, \quad (318)$$

$$\frac{\partial \tilde{u}_1}{\partial \xi'} + \kappa \tilde{u}_0 + \frac{1}{\sqrt{|g|}} \frac{\partial}{\partial \eta^i} \left(\sqrt{|g|} \tilde{v}_0^i \right) = 0. \quad (319)$$

Let us now turn to the momentum balance equation in (65), written in stress-divergence form:

$$\delta^2 \nabla \cdot \Sigma = q \nabla \phi, \quad \Sigma = \mu (\nabla \mathbf{u} + (\nabla \mathbf{u})^T) - p I. \quad (320)$$

In the curvilinear coordinate system, the above may be written as:

$$\delta^2 \Sigma_{,\nu}^{\rho\nu} = q G^{\rho\nu} \frac{\partial \phi}{\partial \eta^\nu}, \quad \Sigma^{\rho\nu} = \mu D^{\rho\nu} - p G^{\rho\nu}, \quad (321)$$

where the subscripts $,\nu$ denote the covariant derivative and $D^{\rho\nu}$ is given by

$$D^{\rho\nu} = G^{\rho\lambda} v_{,\lambda}^\nu + G^{\nu\lambda} v_{,\lambda}^\rho = G^{\rho\lambda} \left(\frac{\partial v^\nu}{\partial \eta^\lambda} + \Gamma_{\lambda\sigma}^\nu v^\sigma \right) + G^{\nu\lambda} \left(\frac{\partial v^\rho}{\partial \eta^\lambda} + \Gamma_{\lambda\sigma}^\rho v^\sigma \right) \quad (322)$$

where Γ are the Christoffel symbols associated with the metric G . Let $(n_0, n_1, n_2) = (1, 0, 0)$ be the covariant unit vector in the $\xi = \eta^0$ direction. This is also the unit normal vector on the interface. We have:

$$D^{\rho\nu} n_\nu = D^{\rho 0} = \frac{\partial v^\rho}{\partial \xi} + \Gamma_{0\lambda}^\rho v^\lambda + G^{\rho\lambda} \left(\frac{\partial v^0}{\partial \eta^\lambda} + \Gamma_{\lambda\sigma}^0 v^\sigma \right). \quad (323)$$

Noting that:

$$\Gamma_{00}^0 = \Gamma_{0l}^0 = \Gamma_{0l}^l = \Gamma_{00}^l = 0, \quad \Gamma_{0l}^i = \Gamma_{l0}^i = \frac{1}{2} \hat{g}^{ik} \frac{\partial \hat{g}_{kl}}{\partial \xi} = -\hat{g}^{ik} \Gamma_{kl}^0, \quad (324)$$

we have:

$$D^{0\nu} n_\nu = D^{00} = 2 \frac{\partial u}{\partial \xi}, \quad D^{i\nu} n_\nu = D^{i0} = D^{0i} = \frac{\partial v^i}{\partial \xi} + \hat{g}^{ik} \frac{\partial u}{\partial \eta^k}. \quad (325)$$

In particular, at $\xi = 0$ we have:

$$\Sigma^{0\nu} n_\nu|_{\xi=0} = 2\mu \frac{\partial u}{\partial \xi} - p, \quad \Sigma^{i\nu} n_\nu|_{\xi=0} = \mu \left(\frac{\partial v^i}{\partial \xi} + g^{ik} \frac{\partial u}{\partial \eta^k} \right). \quad (326)$$

Next, we consider the divergence of D . We have:

$$D_{,\nu}^{\rho\nu} = \frac{1}{\sqrt{|G|}} \frac{\partial}{\partial \eta^\nu} \left(\sqrt{|G|} D^{\rho\nu} \right) + \Gamma_{\nu\lambda}^\rho D^{\nu\lambda}. \quad (327)$$

For the $\rho = 0$ component, we obtain:

$$\begin{aligned} D_{,\nu}^{0\nu} &= \frac{2}{\sqrt{|\hat{g}|}} \frac{\partial}{\partial \xi} \left(\sqrt{|\hat{g}|} \frac{\partial u}{\partial \xi} \right) + \frac{1}{\sqrt{|\hat{g}|}} \frac{\partial}{\partial \eta^i} \left(\sqrt{|\hat{g}|} \left(\frac{\partial v^i}{\partial \xi} + \hat{g}^{ik} \frac{\partial u}{\partial \eta^k} \right) \right) \\ &\quad - \frac{1}{2} \frac{\partial \hat{g}_{jk}}{\partial \xi} D^{jk}. \end{aligned} \quad (328)$$

Expanding the above in the inner layer, we have:

$$\begin{aligned} \delta^2 D_{,\nu}^{0\nu} &= 2 \frac{\partial^2 \tilde{u}_0}{\partial \xi'^2} + \delta \left(2 \frac{\partial^2 \tilde{u}_1}{\partial \xi'^2} + 2\kappa \frac{\partial \tilde{u}_0}{\partial \xi'} + \frac{1}{\sqrt{|g|}} \frac{\partial}{\partial \eta^i} \left(\sqrt{|g|} \frac{\partial \tilde{v}_0^i}{\partial \xi} \right) \right) + \mathcal{O}(\delta^2) \\ &= \delta \frac{\partial^2 \tilde{u}_1}{\partial \xi'^2} + \mathcal{O}(\delta^2) \end{aligned} \quad (329)$$

where where we used (318) and (319) in the second equality. Assume an expansion of q of the form

$$\tilde{q} = \tilde{q}_0 + \delta \tilde{q}_1 + \delta^2 \tilde{q}_2 + \dots \quad (330)$$

and similarly for ϕ . For $\rho = 0$, (320) thus gives:

$$0 = \tilde{q}_0 \frac{\partial \tilde{\phi}_0}{\partial \xi'}, \quad (331)$$

$$0 = \tilde{q}_1 \frac{\partial \tilde{\phi}_0}{\partial \xi'} + \tilde{q}_0 \frac{\partial \tilde{\phi}_1}{\partial \xi'}, \quad (332)$$

$$\mu \frac{\partial^2 \tilde{u}_1}{\partial \xi'^2} - \frac{\partial \tilde{p}_0}{\partial \xi'} = \tilde{q}_2 \frac{\partial \tilde{\phi}_0}{\partial \xi'} + \tilde{q}_1 \frac{\partial \tilde{\phi}_1}{\partial \xi'} + \tilde{q}_0 \frac{\partial \tilde{\phi}_2}{\partial \xi'}. \quad (333)$$

For $\rho = i = 1, 2$ we have:

$$\begin{aligned} D_{,\nu}^{i\nu} &= \frac{1}{\sqrt{|\hat{g}|}} \frac{\partial}{\partial \xi} \left(\sqrt{|\hat{g}|} \left(\frac{\partial v^i}{\partial \xi} + \hat{g}^{ik} \frac{\partial u}{\partial \eta^k} \right) \right) + \hat{g}^{ik} \frac{\partial \hat{g}_{kj}}{\partial \xi} \left(\frac{\partial v^j}{\partial \xi} + \hat{g}^{jl} \frac{\partial u}{\partial \eta^l} \right) \\ &\quad + \frac{1}{\sqrt{|\hat{g}|}} \frac{\partial}{\partial \eta^j} \left(\sqrt{|\hat{g}|} D^{ij} \right) + \Gamma_{jk}^i D^{jk}, \end{aligned} \quad (334)$$

where we used (324) in the above. Expanding the above in the inner layer, we obtain:

$$\delta^2 D_{,\nu}^{i\nu} = \frac{\partial^2 \tilde{v}_0^i}{\partial \xi'^2} + \delta \left(\frac{\partial}{\partial \xi'} \left(\frac{\partial \tilde{v}_1^i}{\partial \xi'} + g^{ik} \frac{\partial \tilde{u}_0}{\partial \eta^k} \right) + \kappa \frac{\partial \tilde{v}_0^i}{\partial \xi'} + 2g^{ik} h_{kj} \frac{\partial \tilde{v}_0^j}{\partial \xi'} \right) + \mathcal{O}(\delta^2). \quad (335)$$

For $\rho = i = 1, 2$, (320) thus gives:

$$\mu \frac{\partial^2 \tilde{v}_0^i}{\partial \xi'^2} = \tilde{q}_0 g^{ij} \frac{\partial \tilde{\phi}_0}{\partial \eta^j}, \quad (336)$$

$$\mu \left(\frac{\partial^2 \tilde{v}_1^i}{\partial \xi'^2} + \kappa \frac{\partial \tilde{v}_0^i}{\partial \xi'} + 2g^{ik} h_{kj} \frac{\partial \tilde{v}_0^j}{\partial \xi'} \right) = \tilde{q}_0 g^{ij} \frac{\partial \tilde{\phi}_1}{\partial \eta^j} + \tilde{q}_1 g^{ij} \frac{\partial \tilde{\phi}_0}{\partial \eta^j}, \quad (337)$$

where, in the second relation, we used (318) and the fact that g does not depend on ξ' . When the interface is a sphere, $2g^{ik} h_{kj} = \kappa \delta_j^i$ where δ_j^i is the Kronecker delta, in which case (337) reduces to:

$$\mu \left(\frac{\partial^2 \tilde{v}_1^i}{\partial \xi'^2} + 2\kappa \frac{\partial \tilde{v}_0^i}{\partial \xi'} \right) = \tilde{q}_0 g^{ij} \frac{\partial \tilde{\phi}_1}{\partial \eta^j} + \tilde{q}_1 g^{ij} \frac{\partial \tilde{\phi}_0}{\partial \eta^j}. \quad (338)$$

C Solutions of (160) and (164)

Here, we consider equations (160) and (164). It is well-known that the solution to these differential equations can be written using Kummer functions [22]. Here

we give an expression for the general solution that suits our purposes and collect some results on their properties. For properties on Kummer functions, we refer the reader to [22].

We first consider the differential equation (160) for $x > 0$:

$$\frac{d^2 y}{dx^2} - x \frac{dy}{dx} - ay = 0, \quad a > 0. \quad (339)$$

We are interested in solutions that satisfy:

$$\lim_{x \rightarrow \infty} y(x) = 0. \quad (340)$$

Consider the function:

$$f(z) = y(x), \quad z = \frac{1}{2}x^2. \quad (341)$$

Note that this coordinate transformation is well-defined since $x > 0$. After some calculation, we obtain:

$$z \frac{d^2 f}{dz^2} + \left(\frac{1}{2} - z \right) \frac{df}{dz} - \frac{a}{2} f = 0, \quad z > 0. \quad (342)$$

This is known as the Kummer differential equation, and its general solution is given by:

$$f(z) = AM \left(\frac{a}{2}, \frac{1}{2}, z \right) + BU \left(\frac{a}{2}, \frac{1}{2}, z \right), \quad (343)$$

where M and U are the Kummer functions of the first and second kind, and A, B are arbitrary constants. The general solution to (339) is thus given by:

$$y(x) = AM \left(\frac{a}{2}, \frac{1}{2}, \frac{1}{2}x^2 \right) + BU \left(\frac{a}{2}, \frac{1}{2}, \frac{1}{2}x^2 \right). \quad (344)$$

From known properties of the functions M and U , we know that, as $x \rightarrow \infty$:

$$\begin{aligned} M \left(\frac{a}{2}, \frac{1}{2}, \frac{1}{2}x^2 \right) &= \frac{2^{(1-a)/2}}{\Gamma(\frac{a}{2})} x^{a-1} \exp(x^2/2) (1 + \mathcal{O}(x^{-2})), \\ U \left(\frac{a}{2}, \frac{1}{2}, \frac{1}{2}x^2 \right) &= 2^{a/2} x^{-a} (1 + \mathcal{O}(x^{-2})), \end{aligned} \quad (345)$$

where $\Gamma(\cdot)$ is the Gamma function. Since we are interested in solutions that satisfy (340), we have:

$$y(x) = C\psi_a(x), \quad \psi_a(x) = \frac{\Gamma(\frac{a+1}{2})}{\sqrt{\pi}} U \left(\frac{a}{2}, \frac{1}{2}, \frac{1}{2}x^2 \right), \quad (346)$$

where C is an arbitrary constant. The function ψ_a has been normalized so that:

$$\lim_{x \rightarrow 0} \psi_a(x) = 1. \quad (347)$$

We record its behavior as $x \rightarrow \infty$:

$$\psi_a(x) = \frac{\Gamma\left(\frac{a+1}{2}\right)}{\sqrt{\pi}} 2^{a/2} x^{-a} (1 + \mathcal{O}(x^{-2})). \quad (348)$$

We point out that in fact ψ_a can be extended to an entire function in the complex plane (although U in general cannot) so that, in particular, ψ_a (and all its derivatives) are defined at $x = 0$.

Next, consider (164) for $x > 0$:

$$\frac{d^2 y}{dx^2} + x \frac{dy}{dx} - ay = 0, \quad a > 0. \quad (349)$$

This is the same as (339) except that the sign of the second term has changed. We are again interested in solutions that satisfy (340). In this case,

$$w = \exp(x^2/2)y \quad (350)$$

satisfies the equation:

$$\frac{d^2 w}{dx^2} - x \frac{dw}{dx} - (a+1)w = 0. \quad (351)$$

This is just (339) where a is replaced by $a+1$, and therefore, the general solution to (349) is given by:

$$y(x) = \left(AM \left(\frac{a+1}{2}, \frac{1}{2}, \frac{1}{2}x^2 \right) + BU \left(\frac{a+1}{2}, \frac{1}{2}, \frac{1}{2}x^2 \right) \right) \exp(-x^2/2), \quad (352)$$

where A, B are arbitrary constants. Using (345), we see that the solution that satisfies (340) is given by:

$$y(x) = C\varphi_a(x), \quad \varphi_a(x) = \frac{\Gamma\left(\frac{a}{2} + 1\right)}{\sqrt{\pi}} U \left(\frac{a+1}{2}, \frac{1}{2}, \frac{1}{2}x^2 \right) \exp(-x^2/2), \quad (353)$$

where C is an arbitrary constant. We have normalized $\varphi_a(x)$ so that

$$\lim_{x \rightarrow 0} \varphi_a(x) = 1, \quad (354)$$

and its behavior as $x \rightarrow \infty$ is given by:

$$\varphi_a(x) = \frac{\Gamma\left(\frac{a}{2} + 1\right)}{\sqrt{\pi}} 2^{(a+1)/2} x^{-(a+1)} \exp(-x^2/2) (1 + \mathcal{O}(x^{-2})). \quad (355)$$

Like ψ_a , φ_a also has an analytic continuation as an entire function.

We finally note that

$$\psi_a(x) > 0 \text{ and } \varphi_a(x) > 0 \text{ for all } 0 \leq x < \infty. \quad (356)$$

This can be seen as follows. Note first that $\psi_a(0) = 1 > 0$ and $\psi_a(x) > 0$ as $x \rightarrow \infty$. If $\psi_a(x)$ is non-positive, it must have a local minimum that is either

negative or 0. By the maximum principle applied to (339), $\psi_a(x)$ cannot have a negative minimum. The function $\psi_a(x)$ cannot attain 0 as its minimum either, because of uniqueness of the ODE initial value problem; if $\psi_a = \psi'_a = 0$ at one point, then ψ_a would be identically equal to 0. The same argument applies to φ_a . It is also not difficult to see that both ψ_a and φ_a are monotone decreasing by a similar argument (or using phase plane methods). We omit the proof.

References

- [1] Rutherford Aris. *Vectors, tensors and the basic equations of fluid mechanics*. Dover, 1990.
- [2] JC Baygents and DA Saville. The circulation produced in a drop by an electric field: a high field strength electrokinetic model. In *AIP Conference Proceedings*, volume 197, pages 7–17. AIP, 1990.
- [3] JC Baygents and DA Saville. Electrophoresis of drops and bubbles. *Journal of the Chemical Society, Faraday Transactions*, 87(12):1883–1898, 1991.
- [4] M. Z. Bazant. Electrokinetics meets electrohydrodynamics. *J. Fluid Mech.*, 782:1–4, 2015.
- [5] Martin Z Bazant. Electrokinetics meets electrohydrodynamics. *Journal of Fluid Mechanics*, 782:1–4, 2015.
- [6] Martin Z Bazant, Mustafa Sabri Kilic, Brian D Storey, and Armand Ajdari. Towards an understanding of induced-charge electrokinetics at large applied voltages in concentrated solutions. *Advances in colloid and interface science*, 152(1):48–88, 2009.
- [7] Quentin Brosseau and Petia M Vlahovska. Streaming from the equator of a drop in an external electric field. *Physical Review Letters*, 119(3):034501, 2017.
- [8] Henrik Bruus. *Theoretical microfluidics*. Oxford university press Oxford, 2007.
- [9] Hsueh-Chia Chang and Leslie Y Yeo. *Electrokinetically driven microfluidics and nanofluidics*. Cambridge University Press New York, 2010.
- [10] Chuan-Hua Chen. Electrohydrodynamic stability. *Electrokinetics and Electrohydrodynamics in Microsystems (ed. A. Ramos)*, pages 177–220, 2011.
- [11] Chuan-Hua Chen, Hao Lin, Sanjiva K Lele, and Juan G Santiago. Convective and absolute electrokinetic instability with conductivity gradients. *Journal of Fluid Mechanics*, 524:263–303, 2005.
- [12] D. Das and D. Saintillan. A nonlinear small-deformation theory for transient droplet electrohydrodynamics. *J. Fluid Mech.*, pages 225–253, 2017.

- [13] Juan Fernandez de la Mora. The fluid dynamics of taylor cones. *Annu. Rev. Fluid Mech.*, pages 217–243, 2007.
- [14] Ángel V Delgado. *Interfacial electrokinetics and electrophoresis*, volume 106. CRC Press, 2001.
- [15] James Q Feng and Timothy C Scott. A computational analysis of electrohydrodynamics of a leaky dielectric drop in an electric field. *Journal of Fluid Mechanics*, 311:289–326, 1996.
- [16] HHJ Girault and DJ Schiffrin. Electrochemistry of liquid-liquid interfaces. *Electroanalytical chemistry*, 15:1–141, 1989.
- [17] Wei-Fan Hu, Ming-Chih Lai, and Yuan-Nan Young. A hybrid immersed boundary and immersed interface method for electrohydrodynamic simulations. *Journal of Computational Physics*, 282:47–61, 2015.
- [18] J. A. Lanauze, L. M. Walker, and A. S. Khair. Nonlinear electrohydrodynamics of a slightly deformed oblate drop. *J. Fluid Mech.*, pages 245–266, 2015.
- [19] L Gary Leal. *Advanced transport phenomena: fluid mechanics and convective transport processes*. Cambridge University Press, 2007.
- [20] J. R. Melcher and G. I. Taylor. Electrohydrodynamics: A review of the role of interfacial shear stresses. *Annu. Rev. Fluid Mech.*, pages 111–147, 1969.
- [21] Y. Mori, C. Liu, and R. S. Eisenberg. A model of electrodiffusion and osmotic water flow and its energetic structures. *Physica D*, pages 1835–1852, 2011.
- [22] Frank WJ Olver. *NIST handbook of mathematical functions hardback and CD-ROM*. Cambridge University Press, 2010.
- [23] Frédéric Reymond, David Fermin, Hye Jin Lee, and Hubert H Girault. Electrochemistry at liquid/liquid interfaces: methodology and potential applications. *Electrochimica Acta*, 45(15):2647–2662, 2000.
- [24] Scott A Roberts and Satish Kumar. Ac electrohydrodynamic instabilities in thin liquid films. *Journal of Fluid Mechanics*, 631:255–279, 2009.
- [25] Scott A Roberts and Satish Kumar. Electrohydrodynamic instabilities in thin liquid trilayer films. *Physics of Fluids*, 22(12):122102, 2010.
- [26] Isaak Rubinstein. *Electro-diffusion of ions*. SIAM, 1990.
- [27] Paul F Salipante and Petia M Vlahovska. Electrohydrodynamics of drops in strong uniform dc electric fields. *Physics of Fluids*, 22(11):112110, 2010.

- [28] D. A. Saville. Electrohydrodynamics: The Taylor-Melcher leaky dielectric model. *Annu. Rev. Fluid Mech.*, 29:27–64, 1997.
- [29] DA Saville. Electrokinetic effects with small particles. *Annual Review of Fluid Mechanics*, 9(1):321–337, 1977.
- [30] O. Schnitzer and E. Yariv. The Taylor-Melcher leaky dielectric model as a macroscale electrokinetic description. *J. Fluid Mech.*, 773:1–33, 2015.
- [31] Todd M Squires and Martin Z Bazant. Induced-charge electro-osmosis. *Journal of Fluid Mechanics*, 509:217–252, 2004.
- [32] BJ Steel, Jean M Stokes, and RH Stokes. Individual ion mobilities in mixtures of non-electrolytes and water. *The Journal of Physical Chemistry*, 62(12):1514–1516, 1958.
- [33] G. Taylor. Studies in electrohydrodynamics. i. the circulation produced in a drop by electrical field. *Proc. R. Soc. Lond. A*, pages 159–166, 1966.
- [34] O Vizika and DA Saville. The electrohydrodynamic deformation of drops suspended in liquids in steady and oscillatory electric fields. *Journal of fluid Mechanics*, 239:1–21, 1992.
- [35] Xiumei Xu and GM Homsy. The settling velocity and shape distortion of drops in a uniform electric field. *Journal of Fluid Mechanics*, 564:395–414, 2006.
- [36] Emilij K Zholkovskij, Jacob H Masliyah, and Jan Czarnecki. An electrokinetic model of drop deformation in an electric field. *Journal of Fluid Mechanics*, 472:1–27, 2002.