

On the Difference between Physics and Biology: Logical Branching and Biomolecules

George F R Ellis

Mathematics Department, University of Cape Town
and

Jonathan Kopel

Texas Tech University Health Sciences Center (TTUHSC)

May 17, 2022

Abstract

Physical emergence - crystals, rocks, sandpiles, turbulent eddies, planets, stars - is fundamentally different from biological emergence - amoeba, cells, mice, humans - even though the latter is based in the former. This paper¹ points out that an essential difference is that as well as involving physical causation, causation in biological systems has a logical nature at each level of the hierarchy of emergence, from the biomolecular level up. The key link between physics and life enabling this to happen is provided by biomolecules, such as voltage gated ion channels, which enable branching logic to emerge from the underlying physics and hence enable logically based cell processes to take place in general, and in neurons in particular. These molecules can only have come into being via the contextually dependent processes of natural selection, which selects them for their biological function. A further major difference is between life in general and intelligent life. We characterise intelligent organisms as being engaged in deductive causation, which enables them to transcend the physical limitations of their bodies through the power of abstract thought, prediction, and planning. Ultimately this is enabled by the biomolecules that underlie the propagation of action potentials in neuronal axons in the brain.

1 Physics vs Biology

How can a universe that is ruled by natural laws give rise to function and purpose? This issue arises in the context of the ongoing debate about emergence and reductionism in science [107, 84, 34] and attains current relevance because of a series of recent papers deriving aspects of biological functioning arising from purely physical considerations [28, 35, 90]. These aspects are certainly of interest and importance, but they do not get at the essence of biological existence. Our viewpoint is that physics and biology are essentially different, even though physics underlies biology. This agrees with the viewpoint of Ernst Mayr, who talks of dual causation in biology ([71]:89-90), where purely physical causation occurs at the lower levels but essentially different biological causation due to developmental programs also occurs, leading to teleonomic behaviour ([71]:51-57). We will generalise that argument to a broader characterisation of the physics-biology difference as being due to

¹This paper is based in an FQXI essay written by one of us (GE), and is a companion to a paper with Philippe Binder on the relation between computation and physical laws [14].

the fact that biological causation is based in logical branching shaped by context, enabled in physical terms by the nature of particular proteins. This then implies a particular view of the nature of emergence (a form of contextual emergence [10]). It agrees with the view of Davies and Walker [30], who see information as a causal agent in biology. The use of information in a contextual way that they envisage, for example in their analysis of the Boolean network model of the gene regulatory network of the fission yeast *S. Pombe* cell cycle, relies on the kind of branching logic discussed in this paper.

The basic point is that the key difference between physics and biology is existence of function or purpose in biology. Whether or not a human observer exists, the natural laws continue to operate as they are in a purposeless way with no function implied. There is, in the standard scientific interpretation, no purpose in the existence of the Moon² or an electron or in a collision of two gas particles. By contrast, there is purpose or function in all life, as pointed out by Hartwell *et al* [52]:

“Although living systems obey the laws of physics and chemistry, the notion of function or purpose differentiates biology from other natural sciences. Organisms exist to reproduce, whereas, outside religious belief, rocks and stars have no purpose. Selection for function has produced the living cell, with a unique set of properties that distinguish it from inanimate systems of interacting molecules. Cells exist far from thermal equilibrium by harvesting energy from their environment. They are composed of thousands of different types of molecule. They contain information for their survival and reproduction, in the form of their DNA”.

Functional talk is a contested area in the philosophy of biology, but this is not a philosophy paper, it is written for scientists working either on the physics or biology side, or on the interface between them. Those wishing to pursue that philosophical argument should refer to the relevant literature [74, 76, 47, 5]. Here, we will just make two remarks that should be an adequate foundation for what follows. Firstly, one cannot sensibly talk about physiology of living systems without talking about function or purpose: the heart exists in order to circulate blood ([93]:476-510), pacemaking cells exist in order to determine the rhythm of the heart, blood exists in order to transport oxygen, a key function of mitochondria in eukaryotes is to provide energy to the cell by converting ingested sugars into ATP ([93]:74), and so on [94]. Thus in *Animal Physiology* [93], Randall *et al* write

“Animal physiology focuses on the functions of tissues, organs, and organ systems in multicellular animals... Function flows from structure... A strong relationship between structure and function occurs at all levels of biological organisation.” ([93]:3,6)

This is taken for granted by working biologists, as in the Hartwell *et al* quote above. Secondly, as indicated in the above quote, functional talk in biology is vindicated by Darwinism, as discussed *inter alia* by Ernst Mayr [70, 71] and Kampourakis [62]. According to Kampourakis, “*function* is the role of a component in the organization of a system. The functions of the parts and activities of organisms in enabling their continued existence are “biological functions” or “biological roles” (the function of the wing of an eagle is to

²It is true that the existence of the Moon was probably essential for the origin of life as we know it, so one might claim that the purpose of the Moon was to enable life on Earth to emerge from the sea to dry land through creating tides. However the Moon is unaware of this effect: it was, as far as the Moon was concerned, an unintended by product of its orbital motion round the Earth.

enable flight, but the function of the wing of a penguin is enabling swimming)” ([62]:221) According to Godfrey-Smith [47], supported by Birch ([17]:22), “Biological functions are dispositions or effects a trait has which explain the recent maintenance of the trait under natural selection”. According to Randall *et al* [93],

“The physiology of an animal is usually very well adapted to the environment that the animal occupies, thereby contributing to its survival. Evolution by natural selection is the accepted explanation for this condition, called adaptation. .. A physiological process is adaptive if it is present at high frequency in the population because it results in a higher probability of survival and reproduction than alternative processes” ([93]:7).

Thus function α of a trait A , or of a physiological system S that enables A , exists in individuals in a population because having property α tends to increase differential reproduction and survival rates, and so natural selection [29] is a mechanism for developing property α over recent evolutionary timescales [47, 70, 71, 17], resulting in genotypes X that will lead to existence of property α in individuals through contextual developmental processes [62, 82]. Additionally intention comes into play in the case of conscious animals, in particular when purposive behaviour ([71]:57), perhaps including deductive causation (Section 6), occurs. Its emergence is based on the reliable functioning of the underlying physiological systems [93, 13]. Finally, what is life? Our view will be (cf.[52]) that a living system is a material system that exhibits function or purpose as discussed above.

The key issue we address in this paper is, how does purpose or function emerge from physics on developmental and functional timescales? How does deterministic physics lead to logical branching aimed at enabling a function? At the macro level, in higher animals and human beings, this occurs via adaptive neural networks [63] and physiological systems [94]. At the micro level, through epigenetic effects in cell development [44] via gene regulatory networks [44] and through adaptive effects in signal transduction networks [61] and neural networks [63]. Although many have argued that these are all based only on the lower levels through interactions of specific molecules, particularly proteins [91] and nucleic acids [112], in fact biological systems are as much shaped by contextual effects as by bottom-up emergence [82]. These molecules are key, but they get their effectiveness because of the context in which they exist. As Denis Noble argued,

“Genes, as DNA sequences, do not of course form selves in any ordinary sense. The DNA molecule on its own does absolutely nothing since it reacts biochemically only to triggering signals. It cannot even initiate its own transcription or replication. It cannot therefore be characterised as selfish in any plausible sense of the word. If we extract DNA and put it in a Petri dish with nutrients, it will do nothing. The cell from which we extracted it would, however, continue to function until it needs to make more proteins, just as red cells function for a hundred days or more without a nucleus. It would therefore be more correct to say that genes are not active causes; they are, rather, caused to give their information by and to the system that activates them. The only kind of causation that can be attributed to them is passive, much in the way a computer program reads and uses databases” [80].

To be clear and concise, this paper will focus on voltage gated ion channels that underlie neuronal functioning. We will first look at the difference between the logic of physics (Section 2) and the logic of biology (Section 3), then at the biomolecules that make this

difference possible (Section 4), linking the two, and finally at the way such molecules have come into being and allowed physical processes to generate biological activity (Section 5). The processes of deductive causation are discussed in Section (6). The conclusion (Section 7) focuses on the plasticity and adaptation that characterise biology, and the way deductive causation distinguishes intelligent life from life in general. Appendices support the overall argument. Appendix A gives some technical notes, Appendix B discusses emergent constants and parameters, Appendix C comments on the underlying neuroenergetics, and Appendix D on protein gradients in a squid's eye.

We take it for granted that living systems are open non-equilibrium systems [41]. That alone does not characterise life: famously, even a burning candle satisfies those conditions. Something more is required.

Please note that we are contrasting causation in naturally occurring physical systems, such a rocks, rivers, mountains, stars, and planets, and in simple physical devices of the kind discussed by Arnold [7] such as rolling balls, pendula, and tops, with causation in biological systems. We are not considering here causation in machines, which can have much in common with biological causation [101], because all machines have a purpose - indeed that is central to the concept of a machine. Thus washing machines have been designed to clean clothes, aircraft to fly, computers to do calculations, coffee machines to make coffee, and so on. The design process that leads to machines coming into being is possible because intelligent beings exist [62], and so their existence is a consequence of the existence of life. Thus existence of these kinds of causations in designed systems should not be taken as exemplars of physical causation, but as cases of engineering causation that can have much in common with life because they are an outcome of intelligence and deductive causation (Section 7.4) enabled by the biological processes discussed here.

2 Logic of Physics

Physical laws determine evolution of a physical system in a purposeless inevitable way. Let the relevant variables be \mathbf{X} and the evolution dynamics, determined by energy equations ([7]:15-27), a force law ([7]:28-50), Lagrangian methods ([7]:55-61), or Hamiltonian mechanics ([7]:65-70,165-266), be given by $H(C, \mathbf{X}, t)$ where the context C is set by initial and boundary conditions, then that dynamical law determines later states from earlier states [7]:

$$\text{If at time } t_1, \mathbf{X} = \mathbf{X}(t_1), \text{ then at time } t_2, \mathbf{X} = H(C, \mathbf{X}(t_1), t_2). \quad (1)$$

This dynamics may often be represented by suitable phase planes. Two examples are the dynamics of classical systems such as a pendulum [7], and the dynamics of celestial objects governed by gravity [15, 103]. The key point is that in physics there are fixed interactions that cannot be altered, although we can to some extent decide what they act on and so what their outcome will be (as in the case of a pendulum or a computer). In the end, daily life is governed by Newton's laws of motion and Galileo's equations for a falling body,

together with Maxwell's equations:³

$$\nabla \cdot \mathbf{E} = 4\pi\rho, \quad \nabla \times \mathbf{E} = -\frac{1}{c} \frac{\partial \mathbf{B}}{\partial t}, \quad (2)$$

$$\nabla \cdot \mathbf{B} = 0, \quad \nabla \times \mathbf{B} = \frac{1}{c} \left(4\pi\mathbf{J} + \frac{\partial \mathbf{E}}{\partial t} \right) \quad (3)$$

relating the electric field \mathbf{E} , magnetic field \mathbf{B} , charge ρ , and current \mathbf{J} , and nothing can change those interactions. The equation of motion for a particle with charge e , mass m , and velocity \mathbf{v} due to the electromagnetic field \mathbf{E}, \mathbf{B} and gravitational field \mathbf{g} is given by

$$\mathbf{F} = m \frac{d\mathbf{v}}{dt} = e\{\mathbf{E} + \mathbf{v} \times \mathbf{B}\} + m\mathbf{g}. \quad (4)$$

Equation (1) represents the solutions that necessarily follow from (2-4), proceeding purposelessly on the basis of the context C (expressed via constraints on the possible values of the variables and control parameters c affecting the form of those constraints) and initial data $\mathbf{X}(t_1)$. These equations can be written in Lagrangian or Hamiltonian form [7], and are time symmetric and imply energy conservation. They have unique solutions as shown for example by Arnold ([7]:8) in the Newtonian case and by Hawking and Ellis [53] in the general relativity case.⁴ Bifurcations can occur when a small change in a contextual parameter or initial data occurs, but the outcomes are still determined uniquely by the dynamical equations [7]. Statistical physics laws for aggregates of particles follow from the fundamental laws [89, 18], which emergent laws by their nature determine probabilistic outcomes $P(q)$ for states q . They may also have stochastic elements due to random environmental effects, leading to stochastic dynamics represented by coupling deterministic equations of motion to “noise” that mimics the effect of many unknown variables. Then a stochastic term $\eta(t)$ must be added to (4) (see [66]). The outcome will then not be determinate, but it will not relate in any way to function or purpose.

3 Logic of Life

Life of course obeys the laws of physics, so at each level whatever constraints are implied by physics are obeyed. However additionally living systems behave according to biological logic, leading to what Mayr characterises as goal directed behaviour ([71]:52). Life collects and analyses information in order to use it to execute purposeful actions in the light of both genetic heritage and memory (stored information) [52, 23]. This is true from amoeba [4] to all animals [23] to humans [63]. This involves a branching logic where outcomes are chosen on the basis of context, as revealed by the incoming information. Even plants do something like this, for example in the case of heliotropism (tracking the sun's motion across the sky) through cell elongation due to the phytohormone auxin [97].

3.1 Logical branching

The dynamics followed at each level of biological hierarchies is based on contextually informed logical choices L that tend to support the functions α of a trait A as discussed

³I am avoiding discussing the extra complications introduced by quantum mechanics at this point. This will be important below (Section 5.1).

⁴Some very special examples have been devised that do not fulfil the conditions of these standard existence and uniqueness theorems, see e.g. [79]. However by any reasonable sense of “randomly” these cases are a set of measure zero and we can ignore them and accept Arnold's uniqueness statement [7]. We thank Tim Maudlin for this comment (and see also [38]).

in section 1. That is, in biology action can be actively directed (purpose-directed) rather than driven by efficient cause or by chance:

$$\begin{array}{l} \text{Biological dynamics tends to further the function } \alpha \text{ of a trait } A \\ \text{through contextually informed branching logic } L \end{array} \quad (5)$$

where L is branching logic⁵ of the form

$$L: \text{ given context } C, \text{ IF } T(\mathbf{X}) \text{ THEN } F1(\mathbf{Y}), \text{ ELSE } F2(\mathbf{Z}). \quad (6)$$

Here \mathbf{X} , \mathbf{Y} , and \mathbf{Z} may be the same or different variables and $T(\mathbf{X})$ is the truth value of arbitrary evaluative statements depending on \mathbf{X} that can include any combination of Boolean logical operations (AND, OR, NOT, NOR, and so on), possibly combined with mathematical operations, while $F1(\mathbf{Y})$ and $F2(\mathbf{Z})$ are outcomes tending to further the function α . Thus they might be “If the cat is in, turn the light out, else call the cat in” (aiming to get the cat in the house) or “If the calculated future temperature T will be too high and there is no automatic control system, then reduce the fuel flow F manually” (aiming to keep the temperature in the desired range; a default unstated “ELSE” is always to leave the status quo). In the case of flowering plants it might be “if the sun is shining, open; if not, close”.

The key point is that the evaluative function $T(\mathbf{X})$ and outcome options $F1(\mathbf{Y})$ and $F2(\mathbf{Z})$ are not determined by the underlying physical laws, even though they are enabled by them; they can be shaped jointly by evolutionary and developmental processes [43, 44] to give highly complex outcomes (ranging from phenotype-genotype maps [111] to the citric acid cycle [65, 4] to physiological systems [94, 23]), or can be planned by human thought to produce desired outcomes [21, 51]. One can suggest that trivially any dynamics of a physical system can be programmed as well, so (6) is really not different from (1), but as discussed in detail in [14], physical laws are not the same as programs. Furthermore there is no Hamiltonian or Lagrangian that leads to (6), and in the physics case there is no function α associated with the dynamics, as in (5). Physics *per se* is not teleonomic. Furthermore, unlike the case of physical laws, where the relevant interactions cannot be changed or chosen because they are given by Nature and are invariable, these interactions can fulfil widely varying biological or social or mental purposes and can be selected for those purposes. It is their arbitrary nature, essentially similar to Turing’s discovery that a digital computer can carry out arbitrary computations, that allows this flexibility, and underlies the two kinds of causation in biology pointed out by Mayr ([71]:89-90) because what he labels as a “biological program” depends precisely on such logical choices.⁶

It is of course not intended here to imply that this kind of causation is determinist: that is why the word “tends” is used in (5). In particular, chance plays a key role in evolutionary theory [46, 70] Nevertheless such causation is often reliable [93], for example in the case of the developmental programs referred to by Mayr [71] which underlie developmental biology [115, 43], in the case of molecular machines [56], the systems underlying heart function described by Noble [37], and the metabolic networks and gene regulatory networks described by Wagner [111].

In what follows, we will be looking at the various forms the branching logic (6) can take, always taking (5) for granted. Biological examples of such logical processes are

⁵Branching logic is computational logic, see [1, 68] for discussion.

⁶All computer languages have methods of implementing such branching logic.

- Chemotaxis: bacteria detect gradients and move away from poisons and towards nutrition [2].
- Bee dances: If food is found, bees signal its location to the rest of the hive by a waggle dance [95]. No dance implies no food has been found.
- Epigenetics: gene expression is controlled at lower levels by gene regulatory networks to meet higher level needs [44, 81, 82] (as illustrated in Figures 1 and 2).
- Human planning of future actions on the basis of expected outcomes based on logical choices [51], for example computer aided design and manufacture of an aircraft on the basis of chosen design criteria [34].

A particularly crucial form of this branching logic in biology is that implemented in the feedback control circuits that are the foundations of *homeostasis* ([94, 23],[93]:8-10). These are of the form ([93]:11))

$$\text{IF } X < X_{MIN}(C) \text{ THEN } X_{INC}(\mathbf{Y}), \text{ ELSE IF } X > X_{MAX}(C) \text{ THEN } X_{DEC}(\mathbf{Z}) \quad (7)$$

where $X_{INC}(\mathbf{Y})$ is some operation that increases the value of the target variable X through changing the value of the control variable \mathbf{Y} , and $X_{DEC}(\mathbf{Z})$ is some operation that decreases the value of X through changing the value of \mathbf{Z} (which may or may not be the same as \mathbf{Y}). The effect is to maintain the value of X to lie between $X_{MIN}(C)$ and $X_{MAX}(C)$; that is the purpose of the interaction. The triggering values $X_{MIN}(C)$ and $X_{MAX}(C)$ are in general dependent on the context (e.g. if the organism is sleeping as against running). The default is to leave the situation as is. This is obviously a particular case of (6). Control of core body temperature and blood pressure are examples at the macro level, while control of glucose concentration in extracellular fluid and of sodium and potassium levels in axons are examples at the micro level. The relevant mathematics is that of feedback control systems [32, 98], using Laplace transforms to model the system and signals, in contrast to the physics equations (2-4). Because these homeostatic systems in biology have been tuned through the processes of natural selection to operate successfully, they are in general not subject to the instabilities that can plague feedback control systems in general. Of course a thermostat follows this logic; this is because it has been designed to do so (cf. the comments on machines in section 1).

3.2 Phase transitions

A physicist might suggest that what is proposed here is in fact a part of physics through bifurcations that occur in physics, for example phase transitions such as solid/liquid/gas transitions for a substance S [18]. These generically have a form like

$$\begin{aligned} \text{GIVEN pressure } P \text{ and temperature } T, \text{ IF } \{P, T\} \in S_{P,V} \text{ THEN } S \text{ is solid,} \\ \text{ELSE IF } \{P, T\} \in L_{P,V} \text{ THEN } S \text{ is liquid, ELSE } S \text{ is gaseous.} \end{aligned} \quad (8)$$

Here the context is represented by the pressure P and temperature T , and $S_{P,V}$, $L_{P,V}$ and $G_{P,V}$ are the subsets of the (P, V) plane for solids, liquids, and gases respectively. At first glance this looks like it has the form (6). However there are two crucial differences. First, there is nothing like (5) in this case. Second, and related to this, the regions $S_{P,V}$, $L_{P,V}$ and $G_{P,V}$ are completely fixed by the physics of the substance S independent of history and the environment, and cannot be altered, whereas in (6), $T(\mathbf{X})$, $F1(\mathbf{Y})$ and $F2(\mathbf{Z})$ are contextually set and in some way adapted to the environment. As shown by

the above examples, they have a flexibility that is completely missing in (8). This is physical determination rather than biological causation (note the contrast with (7), where $X_{MIN}(C)$, $X_{MAX}(C)$ are determined through evolutionary processes, see Section 5.2, as are X_{INC} and X_{DEC}).

3.3 Physical realisation

The hierarchy of structure that underlies existence of life [34] is indicated in Figure 1. The kind of branching logic indicated in (6) occurs at each level in this hierarchy. It occurs at the lower levels via mechanisms such as voltage and ligand gated ion channels, molecular recognition via lock-and-key mechanisms, and synaptic thresholds, as discussed below.

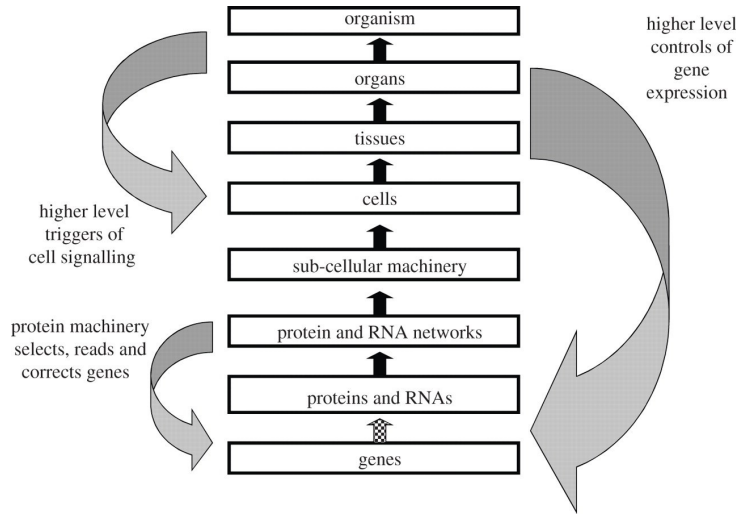


Figure 1: Contextual control *Epigenetic and physiological control of lower level processes by higher level contexts, which determine which logical branching will take place at lower levels by switching genes on and off on the basis of higher level needs.* From Noble [81].

When built into gene regulatory networks (turning genes on and off according to context), signal transduction networks, metabolic networks, and neural networks, logic gates realised in one of these ways at the lower levels then lead to higher order logical operations such as occur in epigenetic circuits and the functioning of the brain. However the function of the lower level elements is in turn contextually controlled by higher level elements, resulting in contextual emergence [10] where lower level logical choices are set so as to fulfil higher level purpose or function [80, 81, 34]. Within these circuits exists a unique interaction of constraints and interactions between higher and lower levels within any given system. As Denis Noble described,

“Where do the restraints come from in biological systems? Clearly, the immediate environment of the system is one source of restraint. Proteins are restrained by the cellular architecture (where they are found in or between the membrane and filament systems), cells are restrained by the tissues and organs they find themselves in (by the structure of the tissues and organs and by the intercellular signalling) and all levels are restrained by the external environment. Even these restraints though would not exhaust the list. Organisms

are also a product of their evolutionary history, i.e. the interactions with past environments. These restraints are stored in two forms of inheritance - DNA and cellular. The DNA sequences restrict which amino acid sequences can be present in proteins, while the inherited cellular architecture restricts their locations, movements and reactions". [80]

Figure 2 shows how logical operations of a lower level module in a metabolic pathway can be regulated by higher order circuits through transcription factors that initiate and regulate the transcription of genes. They can be "on" (able to bind to DNA) or "off", thereby controlling the transcription of genetic information from DNA to messenger RNA.

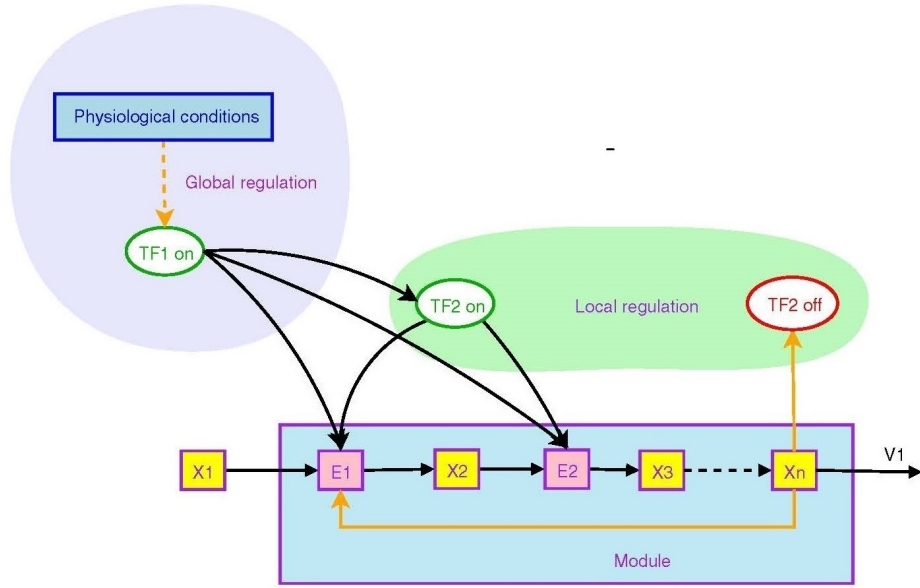


Figure 2: Global and local regulation of a metabolic pathway. *Logical structure of a simple metabolic pathway module converting food to energy and protein building blocks, showing some of the many proteins involved, as well as the top-down effect of the large-scale physiological environment. Binding of various factors serves as logic switches. TF's are transcription factors, E's are enzyme pools, and X's are metabolic pools.* From Goelzer et al [50] (open access)

The local transcription factor TF_2 is sensitive to an intermediate metabolite X_n and modulates the synthesis of enzymes (powerful biological catalysts that control the rate of reactions) in the pathway. Thus they embody branching logic of the form

$$IF TF_2 \text{ on, THEN } X_2 \rightarrow X_3, ELSE NOT \quad (9)$$

which is logic of the form (6) operating locally inside the module. However the global regulator TF_1 , sensitive to higher level variables such as heart rate or blood pressure, can modulate (i) the synthesis of intermediate enzymes, (ii) the synthesis of the local transcription factor TF_2 , or (iii) both. Thus overall the internal logic of the module acts to produce a "black box" whereby conversion of X_1 to X_n is controlled by TF_1 :

$$IF TF_1 \text{ on, THEN } X_1 \rightarrow X_n, ELSE NOT \quad (10)$$

This is again a relation of the form (6), but at a higher level (TF_1 is a higher level variable); the purpose is production of X_n when and only when it is needed. Thus lower level logic circuits such as (9) can be used to build up higher level branching logic such as (10). This is the process of *abstraction* in a modular hierarchy [20], whereby internal workings are hidden from the external view (TF_2 , E_2 , X_2 , and X_3 are local variables whose values are not known to the external world and do not occur in (10)). All that matters from the system view is the logic (10) whereby TF_1 controls conversion of X_1 to X_n . Note that the global regulation that turns TF_1 on and off will in general be of the homeostatic form (7). This kind of regulation of lower levels due to higher level conditions can occur between any adjacent level in the hierarchy of structure and function⁷ and through it, metabolic regulation can have a major effect on gene expression [3].

This process of *black boxing* ([8]:§6) of lower level logic to produce higher level logic in biology contrasts strongly with the process of *coarse graining* [89] to produce higher level variables and effective laws out of lower level variables and effective laws in physics.

Multiple realisation of higher level functions and processes at lower levels is a key feature in the emergence of complexity such as life, and is central to the idea of black boxing. The key analytic idea is that of identifying *functional equivalence classes* [4, 34]: each equivalence class is a set of lower level properties that all correspond to the same higher level structure or function. Equivalence classes at a lower level collect elements whose differences are irrelevant for the emergent target feature at the higher level. This degeneracy occurs in all biology in relation to the underlying microbiology and physics. An example is the way developmental systems are related to the genome: a vast number of different genomes (a *genotype network*) can create the same phenotype [111]; any one of them can be selected for and will do the job needed. This huge degeneracy solves the problem of how biologically effective alternatives can be explored in the time available since the start of life, as explained by Wagner [111] in his important book. These are what get selected for when adaptation takes place; and it is the huge size of these equivalence classes that enables adaptive selection to search out the needed biomolecules on geological timescales [111]. Whenever you can identify existence of such functional equivalence classes, that is an indication that top-down causation is taking place [11].⁸ Such multiple realisation occurs in cases such as the metabolic networks in a cell and gene regulatory networks: many different lower level realisations can occur of the needed higher level functions.

All these logical operations are based in physics, but are quite different than the logic of physical laws *per se*. How are they realised through the underlying physical stratum?

4 The Physical Basis: Linking Physics and Biology

To give the discussion a specific context, we will now focus on the brain.

4.1 The nervous system

Brains are based in the underlying physics through the operation of neurons linked by synapses and structured in neural networks, in particular forming layered columns in the

⁷This is like the way there is a tower of virtual machines in a digital computer, with a different formal logic operational at each level [34], and parameter passing from the main program to submodules.

⁸See also the quote by Weiss in Section 4.2.

neocortex [63]. Neurons receive spike trains via dendrites, which flow to the nucleus where a summation operation is performed, and resulting spike trains then flow down axons to synapses where a further summation process takes place; signals are passed to other neurons if the outcome is above a threshold [63]. The behaviour of currents in dendrites and axons is governed by the underlying physics (described by classical equations (2-4)).⁹ The purpose is to underlie the functioning of the nervous system that enables an animal to anticipate and counter threats to its existence, thus enhancing its chances of survival.

The Hodgkin-Huxley equations [55] characterize ion and electron flows that underlie existence of action potential spike trains in neurons ([93]:132-1139). These equations (see Appendix B.2 for details) follow from the structure of axons and dendrites, and in particular from the existence of ion channels ([24], [93]:141-150) that allow ions to selectively flow in and out of the cell membranes. The constants in these equations are not universal constants, but are constants characterising the axon structure and environment. They cannot be deduced from the laws of physics alone [99] (see Appendix B.2).

4.2 The link of physics to logic: the molecular basis

The logical structure of what happens is enabled by particular proteins: namely voltage gated ion channels in axon and dendrite membranes ([24, 67],[93]:146-151) (see Figs 3 and 4). They lead to controlled flow of sodium, potassium and chloride ions into and out of the axons and dendrites, leading to action potential spike chain propagation along the axons and dendrites. Their molecular structure and function is discussed in ([93]:139-147). The ion channels implement branching logical operations with the following structure:¹⁰

$$\text{IF voltage } V > V_0 \text{ THEN let ions flow, ELSE not} \quad (11)$$

which is of the form (6). The purpose is to facilitate the propagation of action potentials in axons, and so enable functioning of the nervous system [93]. It is the structural form of the ion channels - the detailed three-dimensional molecular configurations characterised as tertiary and quaternary structures (see Figs 3 and 4) that enables conformational change in response to local conditions that controls the flow of ions in and out of the cell wall, and so enables this branching logic to emerge out of physics at the lower levels. This then underlies emerging branching logic at higher levels in the cortical networks in the brain [63, 13], effectively through predictive coding processes [59] enabled by those networks. Thus the relevant structure enabling emergence of branching logic is that of proteins [91] imbedded in the cell wall. Given the existence of the ion channels with their specific 3-dimensional form, Maxwell's equations (2,3) together with the equations of motion for particles (4) underlie what happens by controlling the flow of ions. The flow of ions through the ion channels is governed by these physical laws and so has the physics form (1).

The implication is that, at least in the brain,

Molecular basis of “IF ... THEN ... ELSE ...” branching logic in biology: *Biomolecules perform branching logical operations because of their tertiary and quaternary structure.*

⁹Essentially quantum mechanical interactions probably play no significant role in this functioning, but they underlie the existence of the molecular structures of neurons.

¹⁰In practice, the response function is not discontinuous as in this representation, but is a smoother curve such as a logistic curve linking ‘on’ and ‘off’ states. The principle remains the same: but one now uses fuzzy logic [117].

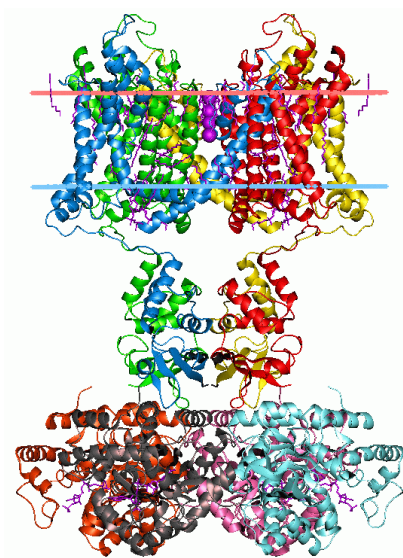


Figure 3: Potassium ion channel structure in a membrane-like environment. *This 3-dimensional structure alters according to the voltage difference across the membrane, hence allowing or impeding ion passage.* Diagram by Andrei Lomize. From Wikipedia.

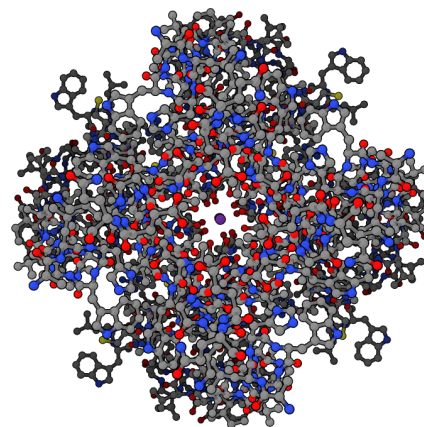


Figure 4: Potassium ion channel functioning *Top view of potassium ion (purple, at centre) moving through potassium channel when channel is open.* From Wikipedia

Once physical implementation of logical processes have been achieved at the lower levels, this provides the building blocks for implementing logical processes at higher levels. Basic logical units can be used to give the basic operations AND, OR, NOT, and can then be combined via specific neuronal connections and weights in neural networks, in an almost incomprehensible way with thousands of synaptic inputs on each neuron, leading to the coordinated actions involved in learning, memory, and higher level cognitive function. The key point here is that the micro level logical operations given by the biomolecules lead to contextual emergence of higher level operations [10] because they themselves are contextually controlled by higher level functions, through being incorporated in neural networks engaged in higher level logical operations [13, 34].

More complex logical operations occur, for example N-methyl-D-aspartate (NMDA) receptors [60] are one class of receptors capable of responding to the high density of synaptic inputs on a single neuron. These receptors have a characteristic heterotetramer between two NR1 and NR2 subunits that mediate numerous biological effects within neurons [78]. Most notable of these effects relate to learning and memory, particularly with respect to long-term potentiation (LTP) and synaptic plasticity in the hippocampus. Unlike typical voltage-gated ion channels previously mentioned, NMDA receptors respond to the coordinated input from many synapses, leading to global depolarization across the cell membrane before activating and allowing calcium entry into the cell [78]. Thus, NMDA receptors are linked to higher level functions in humans.

The integrative nature of NMDA receptors illustrates the holistic nature of biological systems expressed by the late developmental biologist, Paul A. Weiss. In his book, *The Science of Life*, Weiss wrote [113],

“The complex [biological organism] is a system if the variance of the features of the whole collective is significantly less than the sum of variances of its constituents; or, written in a formula:

$$V_s < (V_a + V_b + \dots + V_n). \quad (12)$$

In short, the basic characteristic of a system is its essential invariance beyond the much more variant flux and fluctuations of its elements or constituents... This is exactly the opposite of a machine, in which the pattern of the product is simply the terminal end of a chain of rigorously predefined sequential operations of parts. In a system, the structure of the whole coordinates the play of the parts; in the machine, the operation of the parts determines the outcome. Of course, even the machine owes the coordinated functional arrangement of its parts, in last analysis, to a systems operation - that of the brain of its designer”

Similarly, there exists a dynamic interplay between single voltage-channel receptors and receptors responding to the global interplay of all synaptic inputs on postsynaptic neurons. Thus, the brain exists as a dynamic entity of intertwining top-down and bottom-up processes [34, 22].

Energy is of course used in carrying out these logical processes (see Appendix C for energy processes in the brain), and local energy minimisation will occur as part of what is going on (e.g. in the protein folding that converts one-dimensional strings of amino acids to the very complex tertiary and quaternary structures of proteins [91]). But energy or entropy considerations will not by themselves produce the desired logical structures and operations that enable the function and purpose characteristic of life [52] to emerge. Actually the necessary energy usage for cellular function is controlled by complex metabolic regulatory networks [112] that determine what energy transactions; Figure 2 gives a simple example, showing how they rely on basic branching logical operations (6) mediated by transcription factors that can be “on” or “of”. Thermodynamics and statistical mechanics are not by themselves enough to capture what is going on.

In summary, *Given the right cellular context [57], biomolecules such as ion channels [24, 67] can be used to make logic gates, and the higher level physiological systems in which they are imbedded [23, 50, 94, 63] enable emergence of complex life processes and branching logic.*

Similar issues arise at synapses [63], where a branching logic

$$\text{IF summed input voltage } V > V_0 \text{ THEN fire action potential, ELSE not} \quad (13)$$

holds, enabled by voltage-gated Ca^{++} channels in conjunction with pre- and post-synaptic neurotransmitter transporters, and post-synaptic receptors.

4.3 More general biological contexts

The basic branching logic discussed here more generally underlies the functioning of all cells, as illuminatingly discussed by Hofmeyr [57, 58]. There are three major aspects: metabolic, genetic (the reading of the DNA code), and epigenetic. The latter [44, 82] was discussed to some degree in Section 3.3 (and see [44, 82]). We will discuss the other two in turn here (see Figure 5 for the context, which controls what happens).

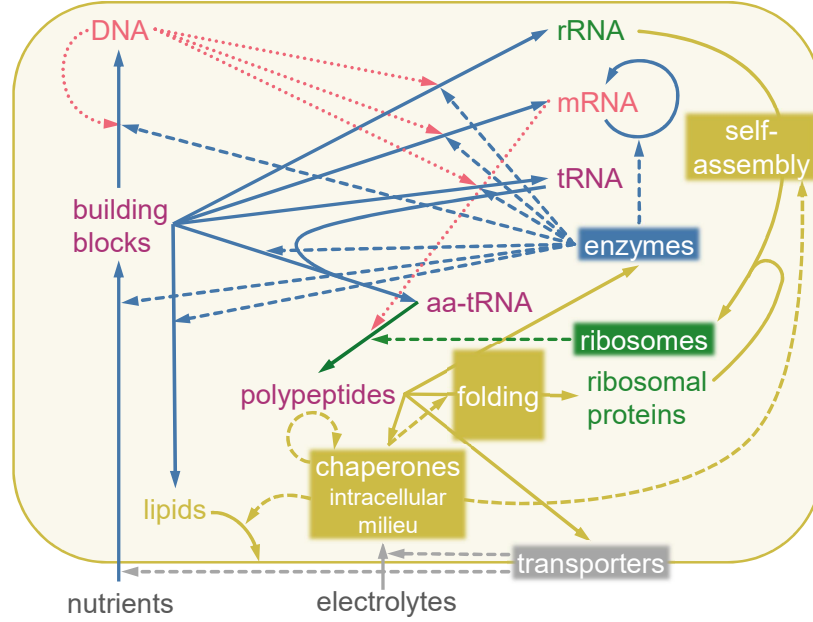


Figure 5: The structure of cell interactions outlined *The self-fabricating organization of the cell as a superposition of enzyme- and ribosome-catalysed covalent chemistry (blue), supramolecular folding and self-assembly (yellow), and membrane-associated electrolyte transport (grey)*. Figure from Hofmeyr [57], with permission.

Metabolism [57] The purpose of metabolism is to produce molecules and free energy needed by the cell in usable form, which are crucial for its function and survival. There are three key elements here:

1. *Enzymes and ribosomes catalyse covalent metabolic chemistry*, providing the building blocks of life. This is only possible because of the presence of efficient catalysts, particularly enzymes, that are highly specific with respect to the substrates they recognize and the reactions they catalyze. The branching logic is (cf. Section 3.3)

IF catalyst for reaction R1 present THEN R1 proceeds, ELSE not (14)

Its molecular basis is the relevant lock and key recognition mechanism [4].

2. *The intracellular milieu enables supermolecular chemistry processes* such as folding and self-assembly of polypeptides and nucleic acids into functional catalysts and transporters. This requires chaperones that guide folding in a conducive intracellular context comprised of water with a homeostatically maintained electrolyte

composition different from that of the external environment: “Given a watery environment with a specific pH, temperature, ionic strength, and electrolyte composition, the folding of polypeptides into their functional state is a spontaneous process that is determined by their amino acid sequences (primary structures)” [57]. Overall,

IF milieu suitable THEN folding takes place, ELSE not (15)

This requires a cell membrane, which, as in the case of axons discussed above, contains proteins that selectively transport in and out nutrients and electrolytes.

3. *Membrane transport maintains the intracellular milieu as required by 2.*, in particular its electrolyte composition. The branching logic is essentially the same as (13):

IF concentration $C < C_0$ THEN let ions flow in, ELSE not (16)

or else the same with $>$ replaced by $<$. Indeed this is a special case of the homeostasis relation (7).

In the case of synapses, this all occurs in a complex environment of blood vessels (capillaries) and glial cells (astrocytes) that control the availability of ATP for neuronal metabolism (see [64] and Appendix C).

Reading the genetic code [4, 112] The purpose of the genetic code is to specify the sequence of amino acids that will lead to existence of proteins with crucial biological functions. Following Barbieri [12], Hofmeyr defines a code as follows [58]:

“A code is a small set of arbitrary rules selected from a potentially unlimited number in order to ensure a specific correspondence between two independent worlds.”

Thus one considers two finite sets S and T , the source and target alphabets, the code being a mapping $C : S \rightarrow T^*$ that maps each symbol in S to a sequence of symbols (words) in T^* , the set of all sequences over the alphabet T . The extension of C is a mapping $W : S^* \rightarrow T^*$ that uniquely translates sequences of source symbols into sequences of target symbols. Hofmeyr [58] then shows how this definition applies to the Morse code and the genetic code. The latter is a mapping C_G from the source alphabet of 64 triplet sequences (codons) formed from the four nucleotides in mRNA (A, G, C, U) to the target alphabet of the twenty amino acids found in proteins plus the stop signs:

$$C_G = \{GGU \mapsto Gly; GGC \mapsto Gly; GCU \mapsto Ala; UUA \mapsto stop; \dots\} \quad (17)$$

The extension C_G^* of the genetic code translates sequences of codons into sequences of amino acids. Now (17) is just a special case of (6): given the cellular context \mathcal{C} (without which no reading of the genetic code would take place), the branching logic is

IF triplet GGU THEN Gly ELSEIF triplet GGC THEN Gly ELSEIF ..., (18)

with a unique mapping specified for each of the 64 triplets. The purpose of this process is to produce the proteins that are needed in order that cellular life can proceed as needed for a viable organism to exist. This particular highly degenerate mapping [112, 111] implemented by cellular processes [4] has been determined by the specific historical events of the evolutionary history of life on Earth [23, 49]: many other mappings are chemically possible. Physics by itself does not determine the specific mapping (17) or logic (18).

5 Existence of the Relevant Proteins

Two issues arise here: the possibility of existence of the biomolecules needed, for example those that comprise ion channels, and how they come into being.

5.1 Their possible existence

The possible existence of biomolecules, and particularly the proteins that govern biological activity [91], results from quantum interactions mediated by the electromagnetic force [112]. Indeed both the existence of atomic nuclei and of molecular binding forces cannot be explained classically. But given the nature of physics as we know it (with particular values for the fundamental constants [106]), the nature of everyday scale structures is controlled by electromagnetism together with quantum physics. There is a resulting space of possible proteins [91] of vast dimensions: an unchanging space of all possible molecular structures [111]. Such a platonic space has been proposed to explain the common structural motifs found within all proteins in biological systems [31].

5.2 Their coming into being

Given this possibility space, how have the specific proteins that exist and control biological function come into being? This has developmental and evolutionary aspects.

Developmental aspects The relevant proteins exist because of the reading of the genetic information written into our DNA [4, 112] through developmental processes [115, 43, 86], resulting in amino acid chains that fold to form biologically active proteins. This reading of the genotype takes place in a contextual way [81] because of epigenetic processes [44].

Evolutionary aspects How did that genetic information come to exist? Equivalently, how did the specific proteins that actually exist [91] come to be selected from all of those that might possibly have existed, as characterised by the vast space of protein possibilities [111]? These extraordinary complex molecules with specific biological functions (for example, hemoglobin exists in order to transport oxygen in our blood stream) cannot possibly have come into being simply through random bottom-up self assembly, or by mutation, drift, recombination, or migration alone ([75]:21), *inter alia* because there are so many of them each with a different function [91]. They have to have been selected for through the process of Darwinian adaptive selection [29, 70, 23, 75, 62] occurring in a cellular context [57] of functioning genes and other biomolecules, acting on a pool of genes that have been varied due to mutations, gene flow, genetic drift, biased variation, transposable elements, non-random mating, recombination ([70]:103-111,116), and horizontal gene transfer [83], with massive degeneracy in the genotype-phenotype map playing a crucial role in enabling new genotypes to come into being in the time available [110]; and doing so on such a way that the organism remains viable at each step.

Thus we are broadly supporting the view labelled as “Explanatory Adaptationism” by Godfrey-Smith [48]. In discussing various views, he states “I will set aside the issue of whether variation and selection really do adequately explain apparent design; I assume that they do, in accordance with standard Darwinian ideas.” This is all we need for the purposes of present paper. It is also described by West and Gardner as follows [114]: “The most striking fact about living organisms is the extent to which they appear designed or adapted for the environments in which they live. The theory of natural selection provides

an explanation. Darwin [29] pointed out that those heritable characters that are associated with greater reproductive success will tend to accumulate in biological populations, and he argued that this will lead organisms to appear as if they were designed to maximise their reproductive success. Hence, natural selection explains the appearance of design without invoking an intelligent designer [75]. More generally, the currently accepted paradigm for the study of adaptation, in fields such as animal behaviour, evolutionary ecology and sociobiology, is that organisms should appear designed to maximise their inclusive fitness, rather than their reproductive success. Inclusive fitness captures how individuals are able to influence the transmission of their genes to future generations - they can either influence their own reproductive success (direct fitness) or the reproductive success of other individuals with which they share genes (indirect fitness)."

The basic selection process is discussed illuminatingly by Morris and Lundberg [75], who summarise it as follows:

$$\text{genes} \Rightarrow \text{traits} \Rightarrow \text{function} \Rightarrow \text{fitness} \Rightarrow \text{adaptive value} \Rightarrow \text{genes} \quad (19)$$

and so on in cyclic fashion, with each step in (19) in fact being very complex. This selection process results in information about the environment being embodied in the sequences of base pairs in the DNA [112] [102] (for example the genome of a polar bear causes its fur to be white, implicitly coding the fact that the polar environment is white ([62]:177). Then reading out that information by cellular processes [112] creates the string of amino acids that forms proteins such as haemoglobin. It then has to fold to give its biologically active form. In principle that step is an energy minimisation operation; in practice it requires molecular chaperones to achieve the required folding [57]. These are a further set of proteins that have to be coded for in DNA and whose existence has to be explained on the basis of natural selection. Additional energy is also used for post-translational modification to produce the final protein structure. In this context, and only in this context, self-assembly can take place [57].

5.3 The basic selection process

Darwinian selection is a special case of the generic selection process that is ubiquitous in biology. The basic generic selection process is that a random input ensemble of entities is filtered to produce an ordered output ensemble fulfilling some environmentally dependent selection criteria (Figure 6).

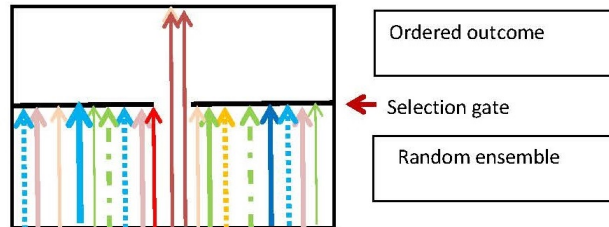


Figure 6: The basic selection process

The branching logic of the process is a special case of that given in equation (6):

$$\Pi_S(X) : \{\text{IF } X \notin S(C, \mathcal{E}) \text{ THEN delete } X\} \quad (20)$$

where S is the subset of elements selected to survive if C is the selection criterion and \mathcal{E} the environmental context. The effect on the ensemble $\{E(X)\}$ is a projection operation:

$$\Pi_S : \{E(X)\} \rightarrow \{\hat{E}(X) : X \in S(C, \mathcal{E})\}. \quad (21)$$

So now projecting again, Π_S leaves the new ensemble $\{\hat{E}(X)\}$ invariant:

$$\Pi_S : \{\hat{E}(X)\} \rightarrow \{\hat{E}(X)\}. \quad (22)$$

The purpose of the process is to produce a population of entities that fulfil the selection criterion C . A simple example in the logical case is deleting emails or files on a computer according to some criterion C ; the basic physics case is Maxwell’s Demon [109], where the criterion C for allowing a molecule to pass the trapdoor is $|\mathbf{v}| > v_0$ where $|\mathbf{v}|$ is molecular speed; a biological case is the immune system, deleting invading pathogens [93, 94].

Darwinian selection [23, 48, 70] has the structure overall (20) where C is a measure of inclusive fitness [114] in the context of the environment, and the input ensemble at each time t_2 is a randomised variant of the output of the previous process at previous time t_1 :

$$\{E(X)\}(t_2) = R\{\hat{E}(X)(t_1)\}. \quad (23)$$

Here R is a randomisation operation based in mutations, genetic drift, recombination, and horizontal gene transfer. Thus the process is a continually repeated 2-step process ([70]:130-133): variation (23), which is where differential reproductive success enters, followed by elimination (20), which is where differential survival rates matter (this only requires selection of individuals who are “good enough” ([70]:130-131); they don’t have to be the fittest)¹¹. It is the elimination phase (20) that leads on average, in suitable circumstances,¹² to selection of individuals with traits that are better fit to the environment. The combination of these two processes leads to inclusive fitness [114]. Thus this adaptive selection process [75] functions to produce individuals fit to survive in a specific environmental context through their physiology and functioning even though the process has no intentional “purpose” ([71]:58). It is the remorseless continual repetition of the process of variation (restricted by physical, physiological, and development possibilities [80]) and subsequent selection that gives evolution its extraordinary creative power, underlying the emergence of complex life forms [29, 70, 23]. While much of this happens by alterations in DNA, additionally, growing evidence suggests that epigenetic mechanisms, such as DNA methylation, may also be involved in rapid adaptation to new environments [92, 72].

Given the caveat mentioned in Footnote 12, the overall process results in adaptation of organisms to the environment (Mayr [70]:166-169; Kampourakis [62]:172-184). There

¹¹The word “fittest” does not occur in the index of Darwin’s book [29], Mayr’s book [70], Kampourakis’ book [62], or the book by Morris and Lundberg [75].

¹²The notion that natural selection is a process of average fitness increase in a population is queried in population genetics [16], even though it is common in writings of physiologists and many evolutionary biologists (as quoted above). A referee writes “adaptation does not in general tend to increase the mean fitness of a population, and neither therefore does selection leading to adaptation - here, Fisher’s fundamental theorem suffices.” That theorem states the change in average inclusive fitness ascribed to the action of natural selection is equal to the genetic variance in inclusive fitness [42], and is important when social interactions take place ([42, 39]). Birch [16] suggests the issue has to be studied on a case by case basis, and one might suspect that selection of proteins of the kind discussed here would lie in the class where selection does indeed lead to increase in fitness on average in a population because there is no obvious mechanism whereby their selection occurs at a cost to other individuals in the population. We will from now on take this to be the case in this paper, but acknowledge it needs further study.

can be selection for adaptive characters, or selection against organisms that do not have such characters ([62]:179–184). In the case we are considering here, adaptive selection takes place for specific proteins that have specific functions that enhance the probability of organisms surviving and reproducing, as is clear from their physiological roles.

5.4 A multilevel process

In biology, this process of adaptation takes place in a contextual way through evolutionary emergence of developmental systems at the lower levels [86] that require existence of specific proteins for their function. At the higher levels it leads to development of robust physiological systems [94, 93] (protected by homeostasis (7)) and a plastic brain that can adapt effectively to the physical, ecological, and social environment [21]. An example is that the function A of seeing enabled by the trait α of vision gives great survival advantage to individuals ([70]:133,225-228). Development of vision is a multi-level process, with higher level need α driving lower level selection of structure and function ([93]:217-230):

- The top level need is for a visual system S ([93]:252-271) that will enhance survival [49] by reception and interpretation of information from the environment;
- The next level need is for eyes, an optic tract, thalamus (a relay station for signals on the way to the cortex), and neocortex to analyse incoming data [93];
- The next level is a need for photo receptor cells within the retina ([93]:262-271), and neurons and synapses to constitute neural networks to analyse the data;
- One then needs specific kinds of proteins to make this all work [111], for example rhodopsins in Light Harvesting Complexes and voltage gated ion channel proteins in the neuronal axons, and in some contexts, specific proteins for aberration-free lenses [25] (see Appendix D);
- So one needs to select for developmental systems [86] to make this all happen: gene regulatory networks, signal transductions networks, and metabolic regulatory networks, together with the proteins needed to make them work [111];
- Thus one needs whatever genome will do the job of providing all the above [111]. In accordance with the principle of multiple realisation (Section 3.3), there will be numerous genotypes that can do the job. Selection does not take place for specific genes, but for organisms having genotypes that lead to relative advantage [70].

This is all guided by high level needs, as made clear in this example. The environmental niches \mathcal{E} might be that the animal lives on land, or in the air, or in shallow water, or in deep water. The selection criterion C might be a need to maximise intensity sensitivity, or edge detection, or motion detection, or angular resolution, or colour sensitivity; which is most important will depend on the ecological environment. Thus natural selection is a top down process [34] adapting animals to their environment in suitable ways, thereby altering the details base-pair sequence in DNA. As stated by Stone ([102]:188):

“Evolution is essentially a process in which natural selection acts as a mechanism for transferring information from the environment to the collective genome of the species”.

Actually it is doubly a top down process, through the environment \mathcal{E} creating niches (opportunities for life) on the one hand, and through the selection criteria C on the other.

Altering either of them alters the micro (genotype) and macro (phenotype) outcomes. The reliability of the resulting systems is because, as discussed above, biological systems consisting of hierarchically nested, complex networks that are extremely robust to extrinsic perturbations are the context within which these adaptive processes take place [105].

5.5 What is the role of chance?

There is a great deal of noise and randomness in biological processes, particularly at the lower levels where molecules live in what has been labelled a ‘molecular storm’ [56]. The occurrence of this noise does not mean the outcome is random: rather, it provides an ensemble of variants that is the basis for selection of outcomes according to higher level selection criteria, thus creating order out of disorder in a reliable way, as discussed in (21). Indeed, microbiology thrives on randomness [56] as does brain function [45, 96]. Statistical randomness between levels provides the material on which selection processes (20) can operate. Randomness plays a key role in evolution (see [46],[70]:252-254,[62]:184–191), underlying that vast variety of life on Earth by providing a very varied set of genotypes on which selection can operate.

6 Deductive Causation

Deductive causation takes place when effects are the outcome of explicit logical processes, as contrasted to the biological cases discussed so far, where they are processes that are indeed carrying out logical operations but these are implicit in the biology rather than explicit. That is, deductive causation requires mental processes that explicitly consider alternative logical inevitabilities or probabilities and decide outcomes on this basis, for example, “If I wait till 10am I will miss the bus, so I’d better leave now”. This requires conscious intelligence,¹³ and certainly occurs in the case of humans. It may also occur to some degree in animals, but we will not enter that debate here: the essential point is that it does indeed occur in the real world, as evidenced by the existence of books, aircraft, digital computers, and all the other products of conscious design [51]. It is made possible by the existence of brains (at the macro scale) [63] and their underlying biomolecules such as voltage gated ion channels (at the micro scale) [99, 63], as discussed in Section 4.

We look in Section 6.1 at deductive argumentation \mathcal{D} , whose truth is valid independent of contingent facts, in Section 6.2 at evidence based deduction \mathcal{DE} , where the addition of empirical data E leads to conclusions that follow from that evidence via logical deduction \mathcal{D} , and in Section 6.3 at deductively based predictions of outcomes \mathcal{DEO} , which are used to decide on best choices of actions \mathcal{DEOC} on the basis of logical predictions of outcomes O following from the data E together with choice criteria \mathcal{C} .

¹³We note here that these processes can become automated after much practice so that they are intuitive rather than the result of directed mental effort. Nevertheless the nature of the causation is the same.

6.1 Deductive argumentation

Deductive argumentation can be definite or probabilistic. *Definite deductive arguments* deal with inevitable outcomes of abstract relationships between variables:¹⁴ thus¹⁵

$$\mathcal{D}: \text{IF } T1(\mathbf{X}) \text{ THEN necessarily } T2(\mathbf{Z}), \quad (24)$$

where $T1(\mathbf{X})$ may involve logical operations AND, OR, NOT, and their combinations, or mathematical equalities or inequalities, or both logical and mathematical relations in any combination. Thus one might have a conjunction of conditions

$$\mathcal{D}2: \text{IF } T1(\mathbf{X}) \text{ AND } T2(\mathbf{Y}), \text{ THEN necessarily } T3(\mathbf{Z}), \quad (25)$$

where \mathbf{X} , \mathbf{Y} and \mathbf{Z} may or may not be the same variables. These are of the same logical form as (6), but the key difference is that in that case, the context was the logic implicitly embodied in biological processes, whereas here the relations refer to explicit logical thought patterns. They may be realised at some moment in a brain, or written down on paper, or recorded in some other way (such as on a black board or a computer screen), but the patterns themselves are abstract relations with their own internal logic that is independent of whatever specific realisation may occur.

Mathematical examples are the relations

$$\text{IF } \{X=2\} \text{ THEN } \{\sqrt{X} \text{ is irrational}\} \quad (26)$$

which is proved by algebraic argumentation, and the partial differential equation result

$$\begin{aligned} &\text{IF } \{\text{Eqns. (2), (3) hold with } \mathbf{J} = \rho = 0\}, \\ &\text{THEN } \{\text{wave solutions } u(x, t) = F(x - ct) + G(x + ct) \text{ exist}\} \end{aligned} \quad (27)$$

(which mathematical fact underlies the existence of radios, TV, cellphones, etc). Logical examples are the relations

$$\text{IF } \{A \Rightarrow B\} \text{ AND } \{B \Rightarrow C\} \text{ THEN } \{A \Rightarrow C\} \quad (28)$$

and the combinatorial rules of Boolean logic [116].

Probabilistic logical arguments deal with likely outcomes on the basis of statistical evidence, for example:

$$\text{IF } T1(\mathbf{X}, \mathbf{P1}) \text{ AND } T2(\mathbf{Y}, \mathbf{P2}), \text{ THEN probably } T3(\mathbf{Z}, \mathbf{P3}), \quad (29)$$

where $T1(\mathbf{X}, \mathbf{P1})$ means $T1$ is valid with probability $P1$, and so on. A key example is Bayes' Theorem [102]:

$$\text{IF } \{P(A) \text{ AND } P(B|A) \text{ AND } P(B)\} \text{ THEN } P(A|B) = \frac{P(B|A) P(A)}{P(B)}, \quad (30)$$

where $P(A)$ and $P(B)$ are the probabilities of observing events A and B independent of each other, $P(A|B)$ is the conditional probability of observing event A given that B is true, and $P(B|A)$ is the conditional probability of observing event B given that A is true. This relation, which is of the form (29), underlies the learning processes of the predictive brain [27, 59], enabled by suitable neural structures ([54]; [19]:§2.3-2.5) built from biomolecules [99]. This topic is developed further in Section 7.3.

¹⁴We are not giving a formal definition of logic here, but rather a sketch of how it works.

¹⁵Strictly speaking, the word “necessarily” is superfluous. We add it for emphasis here and below. A similar remark applies to “probably” in (29).

6.2 The link to data: evidence based deduction

It may well be that we know that the antecedents in some of these arguments are either true, or are highly probable, in which case we can move to evidence based deduction: (24) becomes

$$DE : \text{SINCE } T1(X) \text{ THEN necessarily } T2(Z), \quad (31)$$

where $T2(Z)$ necessarily follows from $T1(X)$, and we know $T1(X)$ to be true either because we have seen it to be true (there is a dog in the room), or it is common knowledge (England is near France), or it is an established scientific fact (DNA is a key molecule underlying genetic inheritance), or at least it is a best explanation (established by abduction, i.e. inference to best explanation from observations). For example

$$\begin{aligned} \text{SINCE } E = mc^2 \text{ THEN binding energy can be made available} \\ \text{via nuclear fusion of heavy atoms,} \end{aligned} \quad (32)$$

In other words, because we know special relativity is true, we know we can in principle make nuclear power stations and nuclear bombs. Thus reliable data (the experimental verification of the logically deduced relation $E = mc^2$) relates deductive argumentation to real world possibilities. Similarly an extension of a simple case of (29) becomes

$$\text{SINCE } T1(\mathbf{X}, \mathbf{P1}) \text{ THEN probably } T2(\mathbf{Z}, \mathbf{P3}), \quad (33)$$

in the probabilistic case, for example

$$\text{SINCE it is Summer in Oxford THEN it will probably rain today.} \quad (34)$$

The deduction leads to the conclusion that a specific outcome is likely to actually occur.

6.3 Deductively based action

Following on (31) and (33), we can deductively determine that specific actions will inevitably or probably have specific outcomes:

$$DEO : \text{SINCE } T1 \text{ is true THEN action A will lead to outcome O .} \quad (35)$$

This leads to the basis of deductive choice of best actions:

$$DEOC : \text{WHEN } T1 \text{ is true THEN DO } A(V) \text{ TO } \mathcal{C}\text{-optimise } O \quad (36)$$

where \mathcal{C} is a selection criterion for the best outcome O_* , and $A(\mathbf{V})$ is some action chosen to alter O via a control variable V . The purpose is to produce an optimal outcome O on the basis of a representation of the situation founded on the best available evidence [88]. An example is

$$\text{WHEN } \{T > T_0\} \text{ THEN } \{\text{set } V \text{ ON}\} \text{ SO THAT } \mathcal{C} : \{T < T_0\} \quad (37)$$

which might be part of a computer program implementing feedback control (7) to ensure that temperature T is kept below a critical level T_0 via the cooling control variable V . In the probabilistic case it might be

$$\text{SINCE } \{\text{it is Summer in Oxford}\} \text{ THEN } \{\text{take an umbrella}\} \text{ TO } \{\text{keep dry}\}. \quad (38)$$

When we carry out such deductive argumentation, the abstract logic of the argument \mathcal{D} (see (24)) is the causal element determining the nature of the resulting outcomes. The aircraft flies well because we have used explicit deductive mathematical logic \mathcal{D} , together with our knowledge of the laws of fluid dynamics $T1$, to optimize its design O by running computer aided design packages $A(V)$ representing the aircraft design via variables V . We call \mathcal{D} a ‘causal element’ because of the counter-factual argument [73] that if this abstract logic were different, the outcome would be different. The same applies to \mathcal{C} : if the decision criteria are changed the outcome changes, for example the wing design will be different if the plane is a fighter or an Airbus. This kind of argument is a key part of planning [36].

In practice (e.g. in economic planning) the argument is often probabilistic because we can never be absolutely certain of the outcome, due to uncertainty concerning the contextual effects C . Overall, the import of this section is that

Deductive causation: *Logical deductions about scientific, engineering, and social issues can lead to action plans that are causally effective in terms of altering the world. In these cases it is explicit abstract logic \mathcal{D} realised in brains and/or computers that guides and shapes what happens in highly productive ways [51] and hence may be said to be the essential cause of what happens.*

This is all possible because of the properties of brains as prediction machines that are also able to make choices between alternatives. The logical operations of deduction \mathcal{D} and prediction \mathcal{DEO} take place at the psychological level in the brain [34], while being realised at the neural network level through spike chains, at the axon level through ion flows, and at the electronic level through electron movements [99]. Each level does work appropriate to the logic at that level, but it is the high level deductive logic \mathcal{D} that determines what happens in terms of specific outcomes through logically based choices \mathcal{DEOC} [34].

7 Conclusion: Key Steps in Emergence

How do goal-oriented systems and deductive systems arise out of the goal-free underlying physics? The main conclusion reached here is that

Biomolecules, and in particular proteins [91], form the link between physics and biological causation at the micro scale, underlying emergence of macro-scale purposive entities and deductive causation when incorporated in complex networks. The proteins and the networks must both be selected through processes of adaptive selection.

We have used ion channels as our main example, because they underlie signal processing in the brain, but there are many other biomolecules that are used in interaction networks to carry out logical operations. In particular transcription factors binding to specific DNA sequences operating by the lock and key molecular recognition mechanism enable logical operations such as AND and NOT (Figure 2), as do the operation of synaptic thresholds associated with excitatory or inhibitory receptors in neurons [63].

7.1 Adaptation and plasticity

Life depends on adaptation to its environment [23]. Adaptation takes place at all levels, and at all timescales: evolutionary, developmental, and functional. Brain operations such as learning are context dependent and adaptive [9, 34]; so are operations of all physiological

systems [81], and all molecular biology processes [44]. The brain plasticity at macrolevels that underlies our adaptive behaviour [27] is enabled at micro levels by biomolecules acting as logical devices (6) choosing alternative outcomes on the basis of local and global variables, and altering neuronal connection strengths to enable learning. This is where the key difference from purely physically based interactions occurs. In biology, structure and function go hand in hand [23]; and this is in particular true in the relation between macro systems and their underlying molecular and cellular structure, which is a two-way process: influences are both bottom-up and top-down [34]; contextual emergence takes place [13], and adaptation at macro and micro levels are intimately related.

7.2 Adaptative selection and physics

The underlying physics enables adaptive selection processes of all kinds to happen, but the physics does not by itself decide what will happen; this is driven by higher level needs (e.g. development of eyes, as discussed above in Section 5.4). Adaptive selection is an emergent biological process [87]. It acts at all levels: on groups, organisms, systems, cells, interaction networks, genes, and molecules, for each is adapted to their environment to a greater or lesser extent by adaptive processes on all timescales. It is based in physical processes, but is not itself a physical law: it is an essentially biological effect (it is not discussed in physics texts, e.g. [15, 18], but is central to biological texts, e.g. [71, 23, 110]). In summary,

Physics underlies adaptive selection in that it allows the relevant biological mechanisms to work; but the adaptive selection central to biology is not a physical law. It is an emergent biological process that locally confounds the second law (cast in terms of Shannon entropy), much like Maxwell's daemon does (see [41]).

Adaptive selection could not take place without physics, but unlike physics is a directional process in that it has the outcome of on average increasing fitness. It is irreversible, because species die out in order that others succeed, data is lost when files are deleted and overwritten, and so on; logically this is because it follows from (21) that

$$\{\hat{E}(X)\} \text{ does not determine } \{E(X)\}, \quad (39)$$

so the data represented by $\Delta E(X) := \{E(X)\} - \{\hat{E}(X)\}$ is lost in the selection process, unless $\{E(X)\} = \{\hat{E}(X)\}$ (but knowing $\{\hat{E}(X)\}$ does not tell you if this was the case or not). This selection process is influenced at higher levels of development by social and psychological influences that crucially shape outcomes [17], for example through the development of the language capacity that distinguishes us from the great apes: this symbolic capacity enhances survival because it enables the development of technology [21, 51].

Adaptive selection is not the same as thermodynamic energy minimisation, although that will play an important part in determining what can happen (and indeed the outcome of some adaptive processes might well be to lead to energy minimisation in cellular or systems processes), nor is it entropy maximisation. It will in general produce broader outcomes related to survival and adaptation to the environment than energy use optimisation, such as existence of a brain capable of predictive argument and action control. But a brain consumes a large amount of energy: it is an expensive development [49], its existence cannot arise simply out of energy minimisation, but rather out of playing a key role in survival prospects. Adaptive selection is a central feature of living systems at all levels

of the hierarchy of biological emergence above and including the level of biomolecules, with outcomes which cannot be deduced by statistical physics methods [89], nor by a consideration of force laws such as (2-4), and they are not directly implied by or deducible from the equations of the standard model of particle physics. Darwinian evolution is not implied by physics because physics has no concept of survival of a living being (or for that matter, of a living being), but rather is enabled by physics. Adaptive selection is not time symmetric (see(39)), despite the fact that the underlying fundamental physics relevant to biological function is time symmetric (apart from the quantum measurement process [33]).

7.3 The adaptive Bayesian Brain

The deductive processes of Section 6 are determined as valid by the brain through adaptive learning processes leading to logical understanding [26], enabled by underlying brain plasticity. How does the adaptive selection process of Eqn.(20) relate to the Bayesian processes of Eqn.(30 that enable learning)? An outline, based on [41], [22], and particularly [19], is as follows:

- Following Clark [27] and unpublished proposals by Solms and Friston¹⁶, the aim of any brain is to minimise the magnitude $|\mathbf{e}| = (\sum_i (e_i)^2)^{1/2}$ of both short term and long term (vector) prediction error \mathbf{e} for both interoceptive and proprioceptive domains. The purpose is to produce the best predictions possible on the basis of available data.
- The brain uses Bayes' rule (Eqn.(30)) for the probability $P(\mathbf{e})$ to predict the likely components of the prediction error \mathbf{e}
- To deal with the influx of data efficiently, the brain deduces most likely values from distributions and deals with them only, throwing away details of the distribution (billions of bits of information are ignored in order to concentrate on what is vital). To determine the most likely value ϕ of v which maximizes the posterior distribution $p(v|u)$ on the basis of sensory input u , we only have to extremise the log of the numerator in Bayes' theorem (30) [19]. This can happen via neural circuits shown in Figure 7 (reproduced from Bogacz [19]).
- The effect of these circuits is equivalent to use of the function

$$F = \ln p(\phi) + \ln p(u|\phi) \quad (40)$$

to determine the most likely value ϕ given by Bayes' rule by the gradient ascent method, as per the examples in [19]. The key is stated as follows ([19]:201):

*"We can find our best guess ϕ for [the inferred value] v simply by changing ϕ in proportion to the gradient."*¹⁷

$$\dot{\phi} = \frac{\partial F}{\partial \phi} = \frac{v_p - \phi}{\Sigma_p} + \frac{u - g(\phi)}{\Sigma_u}. \quad (41)$$

In the above equation $\dot{\phi}$ is the rate of change of ϕ with time. Let us note that the update of ϕ is very intuitive. It is driven by two terms: the first moves it towards the mean of the prior, the second moves it according to the sensory stimulus, and both terms are weighted by the reliabilities of prior and sensory input respectively."

¹⁶Private communication

¹⁷We have conflated his equations (8) and (9).

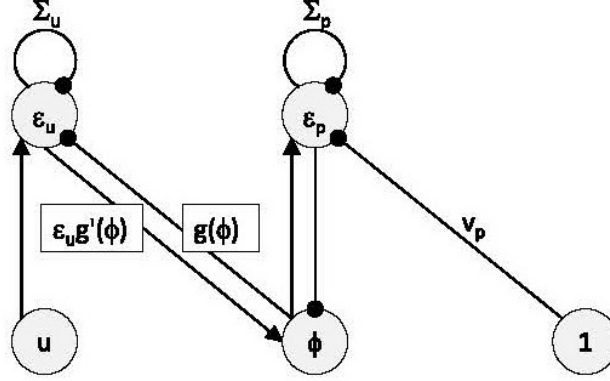


Figure 7: The architecture of the model performing simple perceptual inference. *Circles denote neural “nodes”, arrows denote excitatory connections, while lines ended with circles denote inhibitory connections. Labels above the connections encode their strength, and lack of label indicates the strength 1. Rectangles indicate the values that need to be transmitted via the connections they label.* From Bogacz [19].

Here Σ_p , Σ_u are the variances in the priors and sensory input respectively, v_p is the prior for the best estimate of the value ϕ , and $g(\phi)$ is the sensory input u expected to correspond to an object property value ϕ . The prediction errors are

$$\epsilon_p = \frac{v_p - \phi}{\Sigma_p}, \quad \epsilon_u = \frac{u - g(\phi)}{\Sigma_u}. \quad (42)$$

- Equation (41) shows how the reliabilities Σ_p , Σ_u are key to the response. In order to evaluate the gradients $\frac{\partial F}{\partial \phi}$, one needs to evaluate the expected precisions, i.e. the variances Σ_p , Σ_u . It is plausible¹⁸ that they correspond to affect, because of the way they change sensitivities and responses [40] as in (41) - which is what affect does.

Overall, what this shows is the following:¹⁹

The Bayesian Brain predictive process [27] takes as input a distribution of sensory values with variance Σ_u (see [19]: Figure 1) and, using Baye’s Theorem (30), selects from them a most likely value ϕ , rejecting the rest. This projection operation is precisely a selection process of the form Eqn.(20).

The circuit shown in Figure 7 illustrates how this all can emerge from a network of neurons connected by synapses, enabled by the biomolecules discussed in this paper(Section 4.2).

Why does the brain operate on these Bayesian principles? Because it offers an effective way of updating expectations about the external world [27], and hence reacting in appropriate ways that enhance welfare and survival [49]. The neural networks to implement such abilities (c.f. [19]) have been developed in the short term via development processes [115, 43] that lead to such structures coming into being [86], and in the long term via the evolutionary adaptive selection processes [23] that result in genotypes that will lead to

¹⁸Solms and Friston, private communication

¹⁹See also [22], last paragraph on page 5.

such developmental processes coming into existence [110]. Once they exist, they enable deductive argumentation whose outcome is based in the logic itself (see Section 6.1) because of their plastic nature and adaptive development [26]. The way energy use supports this functioning is briefly discussed in Appendix C.

7.4 The major distinctions: three kinds of causation

The major difference between physics and life has been characterised above as due to the difference between the immutable impersonal logic of physical causation (1) and the branching purposeful logic of biological causation (6), enabled by biomolecules in general and proteins in particular (Section 4.2), with particularly important kinds of causation distinguishing life from inanimate matter being feedback control (7) and adaptation (20).

The progression of emergence is illustrated in Table 1. Inanimate systems are subject only to causation C1. In all life from cells to organisms to groups to ecosystems, as well as causation C1, causation C2 also occurs, involving logically based branching (6) such as homeostasis (7) and adaptive selection (20). Thus causation C2 characterises life in general [52] as opposed to inanimate systems. Hence there is a major difference between these two kinds of emergence out of the same basic physical elements [34]. The key thing that enabled causation C2 to emerge historically was the origin of life, when adaptive evolutionary processes came into being. We still do not know how that happened.

	Causation	Agency	Outcome	Reference
C1	Physical	Physical laws	Determinist	Eqn.(1)
C2	Biological	Goal-seeking, Selection	Adaptive	Eqns.(7,20)
C3	Deductive	Logical argument	Planned outcomes	Eqn.(36)

Table 1: The three major forms of causation: physical, biological, and deductive.²⁰ *Each relies on the previous one to enable its emergence.*

However a higher form of causation C3 occurs in intelligent life, when deductively based action (36) occurs, enabling deductive logic *per se* to have causal powers. Emergence of this kind of causation is a major transition in evolution [69]. We can characterise intelligent organisms as those that are engaged in causation C3, which enables them to transcend the physical limitations of their bodies through the power of abstract thought, prediction, and planning, that enables technology to develop (so that for example they can fly through the sky, construct huge cities and dams, or make computer systems). It is this kind of causation (made possible by symbolic systems such as language and mathematics) that underlies the rise of civilisation and the domination of humans over the planet [21, 51]: we are no longer limited by the strength of our bodies but by the power of our imagination.

Note that we are able to say this without having to make any specific comments on the relation between the brain and consciousness. What is indisputable is that deductive causation does indeed take place in the real world, as demonstrated by many examples (such as the existence of aircraft and computers), and is crucially different than the kind of causation characteristic of physics (Section 2), although it is enabled by that kind of causation (which allows the brain to function as it does [99, 63]).

²⁰These differences are related to the different kinds of Aristotelian causality, see [58] for a discussion. We will not pursue that issue here.

Acknowledgement: We thank Jannie Hofmeyr, Vivienne Russell, Jonathan Birch and Tim Maudlin for helpful comments, and Mark Solms and Karl Friston for useful interactions. We particularly thank Jeremy Butterfield for very useful advice on philosophical aspects of the paper.

References

- [1] H Abelson, G J Sussman and J Sussman (1996) *Structure and Interpretation of Computer Programs* (MIT Press).
- [2] J Adler and, W-W Tso (1974) “‘Decision’-Making in Bacteria: Chemotactic Response of *Escherichia coli* to Conflicting Stimuli” *Science* **184**:1292-1294
- [3] M T Alam *et al.*, (2016) “The metabolic background is a global player in *Saccharomyces* gene expression epistasis” *Nat Microbiol* **1**: 15030.
- [4] B Alberts, A Johnson, J Lewis, M Raff, K Roberts, and P Walter (2007) *Molecular Biology of the Cell* (Garland Science)
- [5] R Amundson and G V Lauder (1994) “Function without purpose” *Biology and Philosophy* **9**: 443-469
- [6] P W Anderson (1972) “More Is Different” *Science* 177:393-396.
- [7] V I Arnol’d (1989) *Mathematical Methods of Classical Mechanics* (Springer)
- [8] W R Ashby (1956) *An Introduction to Cybernetics* (Chapman and Hall, London)
<http://pespmc1.vub.ac.be/ASHBBOOK.html>
- [9] W R Ashby (1960) *Design for a Brain: The origin of adaptive behaviour* (Springer)
<https://link.springer.com/download/epub/10.1007/978-94-015-1320-3.epub>
- [10] H Atmanspacher and P beim Graben (2009) “Contextual Emergence”, *Scholarpedia* **4**:7997. Scholarpedia, 4(3):7997.
- [11] G Auletta, G Ellis, and L Jaeger (2008) “Top-Down Causation: From a Philosophical Problem to a Scientific Research Program” *J R Soc Interface B*: 1159-1172.
- [12] M Barbieri (2003) *The organic codes: an introduction to semantic biology*. (Cambridge University Press, Cambridge).
- [13] P. beim Graben (2016) “Contextual emergence in neuroscience” In *Closed Loop Neuroscience*, ed. by El Hady, Elsevier, Amsterdam, pp. 171-184.
- [14] P M Binder and G F R Ellis (2016) “Nature, computation and complexity” *Physica Scripta* **91**:064004.
- [15] J Binney and S Tremaine (2008) *Galactic Dynamics* (Princeton).
- [16] J Birch (2015) “Natural selection and the maximization of fitness” *Biol. Rev.* **91**:712-727.
- [17] J Birch (2017) *The Philosophy of Social Evolution* (Oxford University Press)
- [18] S J Blundell and K M K Blundell (2008) *Concepts in Thermal Physics* (Oxford University Press)

- [19] R Bogacz “A tutorial on the free-energy framework for modelling perception and learning” *Journal of Mathematical Psychology* **76** (2017) 198-211
- [20] G Booch (1994) *Object Oriented Analysis and Design with Applications* (New York: Addison Wesley).
- [21] J Bronowski (1973) *The Ascent of Man* (BBC, London)
- [22] C L Buckley, C S Kim, S McGregor, and A K Seth (2017) “The free energy principle for action and perception: A mathematical review” *Journal of Mathematical Psychology*, in Press
- [23] N A Campbell and J B Reece (2005) *Biology* (San Francisco: Benjamin Cummings).
- [24] W A Catterall (2000) “From Ionic Currents to Molecular Mechanisms: The Structure and Function of Voltage-Gated Sodium Channels” *Neuron* **26**:13-25.
- [25] S Chang (2017) “How squid build their graded-index spherical lenses” *Physics Today* **70**:26-28
- [26] P M Churchland (2013) *Plato’s Camera: How the Physical Brain Captures a Landscape of Abstract Universals* (MIT Press).
- [27] A Clark “Whatever next? Predictive brains, situated agents, and the future of cognitive science” *Behavioral And Brain Sciences* (2013) **36**: 181?253
- [28] C S Cockell (2017) “The laws of life” *Physics Today* **70**:42-48.
- [29] C Darwin (1872) *On the Origin of Species by Means of Natural Selection, or the Preservation of Favoured Races in the Struggle for Life* (London, 6th edition. Reprinted: Oxford University Press, 2008)
- [30] P C W Davies and S I Walker (2016) “The hidden simplicity of biology” *Rep. Prog. Phys.* **79**: 102601
- [31] M J Denton, C J Marshall, and M Legge (2002) “The Protein Folds as Platonic Forms: New Support for the Pre-Darwinian Conception of Evolution by Natural Law”. *J. theor. Biol.* **219**:325?342. ”
- [32] J J Di Stefano, A R Stubberud, and I J Williams (1967) *Schaum’s Outline of Theory and Problems of Feedback and Control Systems* (McGraw-Hill)
- [33] G F R Ellis (2012) “On the limits of quantum theory: contextuality and the quantum-classical cut” *Annals of Physics* **327**:1890-1932 [Arxiv preprint 1108.5261]
- [34] G F R Ellis (2016) *How Can Physics Underlie the Mind? Top-Down Causation in the Human Context* (Springer) [web page]
- [35] J L England (2013) “Statistical physics of self-replication” *The Journal of Chemical Physics* **139**:121923
- [36] K Epstude and N J Roese (2008) “The Functional Theory of Counterfactual Thinking” *Pers Soc Psychol Rev.* **12**: 168-192.
- [37] M Fink and D Noble (2008), “Noble Model” Scholarpedia, 3(2):1803

- [38] S C Fletcher (2012) “What counts as a Newtonian system? The view from Norton’s dome” *Euro Jnl Phil Sci* **2**:275-297.
- [39] S A Frank and M Slatkin (1992) “Fisher’s Fundamental Theorem of Natural Selection” *Trends Ecol Evol.* **7**:92-95.
- [40] K J Friston (2008) “Hierarchical Models in the Brain”. *PLoS Comput Biol* **4**: e1000211.
- [41] K J Friston and K E Stephan (2007) “Free-energy and the brain” *Synthese* **159**:417-458.
- [42] A Gardner (2017) “The purpose of adaptation” *Interface Focus* **7**:20170005.
- [43] S F Gilbert (2006) *Developmental Biology* (Sinauer)
- [44] S F Gilbert and D Epel (2009) *Ecological Developmental Biology* (Sinauer)
- [45] P W Glimcher (2005) ”Indeterminacy in brain and behaviour” *Ann Rev Psychol* **56**:25-56.
- [46] B Glymour (2001) “Selection, indeterminism, and evolutionary theory.” *Philosophy of Science* **68**: 518-535.
- [47] P Godfrey-Smith (1994) “A Modern History Theory of Functions” *Nôus* **28**:344-362.
- [48] P Godfrey-Smith (2001) “Three Kinds of Adaptationism” In S. H. Orzack and E. Sober (eds.), *Adaptationism and Optimality*, (Cambridge University Press): 335-357.
- [49] P Godfrey-Smith (2017) *Other Minds: The Octopus and the Evolution of Intelligent Life* (William Collins)
- [50] A Goelzer *et al* (2008) ”Reconstruction and analysis of the genetic and metabolic regulatory networks of the central metabolism of *Bacillus subtilis*” *BMC Systems Biology* **2**:20. available here.
- [51] T Harford (2017) *Fift Things That Made the Modern Economy* (Little Brown)
- [52] L H Hartwell, J J Hopfield, S Leibler and A W Murray (1999) ”From molecular to modular cell biology” *Nature* **402** Supplement: C47-C52, pdf [here](#).
- [53] S W Hawking and G F R Ellis (1973) *The Large Scale Structure of Space-Time* (Cambridge University Press)
- [54] J Hawkins (2004) *On intelligence* (New York, NY: Holt Paperbacks).
- [55] A L Hodgkin and A F Huxley (1952) “A quantitative description of membrane current and its application to conduction and excitation in nerve” *The Journal of Physiology* **117**: 500-544.
- [56] P M Hoffmann (2012) *Life’s Ratchets: How Molecular Machines Extract Order from Chaos* (Basic Books, New York)
- [57] J-H S Hofmeyr (2017) “Basic Biological Anticipation” In R. Poli (ed.), *Handbook of Anticipation* (Springer International Publishing AG)

- [58] J-H S Hofmeyr (2017) “Causation, Constructors and Codes” To appear, Elsevier <https://doi.org/10.1016/j.biosystems.2017.09.008>
- [59] Y Huang and R P N Rao (2011) “Predictive coding” *WIREs Cognitive Science*
- [60] G J Iacobucci and G K Popescu (2017) “NMDA receptors: linking physiological output to biophysical operation” *Nature Reviews Neuroscience* **18**:236-249.
- [61] K A Janes and M B Yaffe (2006) ”Data-driven modelling of signal-transduction networks” *Nature Reviews Molecular Cell Biology* **7**:820-828.
- [62] K Kampourakis (2014) *Understanding Evolution* (Cambridge University Press)
- [63] E Kandel, J H Schwartz, T M Jessell, S A Siegelbaum, and A J Hudspeth (2013) *Principles of Neural Science* (McGraw Hill Professional).
- [64] P R Killeen, V A Russell, J A Sergeant (2013) “A behavioral neuroenergetics theory of ADHD” *Neuroscience and Biobehavioral Reviews* **37**:625- 657.
- [65] H Krebs (1953) “The Citric Acid Cycle” Nobel Lecture, December 11, 1953
- [66] A Longtin (2010) “Stochastic dynamical systems” *Scholarpedia* **5**:1619.
- [67] K L Magleby (2017) ”Structural biology: Ion-channel mechanisms revealed” *Nature* **541**:33-34.
- [68] M M Mano and C R Kime (2008) *Logic and computer design fundamentals* (Pearson/Prentice Hall).
- [69] J Maynard Smith and E Szathmáry (1995) *The Major Transitions in Evolution*. (Oxford: Oxford University Press).
- [70] E Mayr (2002) *What evolution is* (Phoenix)
- [71] E Mayr (2004) *What makes biology unique?* (Cambridge University Press)
- [72] S M McNew *et al*, (2017) “Epigenetic variation between urban and rural populations of Darwin’s finches” *BMC Evolutionary Biology* **17**:183
- [73] P Menzies (2014) “Counterfactual Theories of Causation”, *The Stanford Encyclopedia of Philosophy* (Spring 2014 Edition), Edward N. Zalta (ed.), URL = <https://plato.stanford.edu/archives/spr2014/entries/causation-counterfactual/>.
- [74] R G Millikan (1989) “In defense of proper functions.” *Philosophy of science* **56**:288-302.
- [75] D W Morris and P Lundberg (2011) *Pillars of Evolution: Fundamental Processes of the Eco-Evolutionary Process* (Oxford University Press)
- [76] K Neander (1991) “Functions as selected effects: The conceptual analyst’s defense” *Philosophy of science* **58**: 168-184.
- [77] K Neander (1991) “The teleological notion of ‘function’.” *Australasian Journal of Philosophy* **69**: 454-468.
- [78] E J Nestler, S E Hyman, and D M Holtzman (2015). *Molecular Neuropharmacology: A Foundation for Clinical Neuroscience*. 3rd ed. (New York: McGraw-Hill).

- [79] J D Norton (2008) “The dome: An unexpectedly simple failure of determinism.” *Philosophy of Science* **75**: 786-798.
- [80] D Noble (2011) “Neo-Darwinism, the Modern Synthesis and Selfish Genes: Are They of Use in Physiology?” *The Journal of Physiology* **589**: 1007-015.
- [81] D Noble (2012) “A theory of biological relativity: no privileged level of causation” *Interface Focus* **2**:55-64.
- [82] D Noble (2016) *Dance to the Tune of Life: Biological Relativity* (Cambridge University Press).
- [83] H Ochman, J G Lawrence, and E A Groisman (2000) “Lateral gene transfer and the nature of bacterial innovation” *Nature* **405**:299-304
- [84] O’Connor, Timothy and Wong, Hong Yu, ”Emergent Properties”, The Stanford Encyclopedia of Philosophy (Summer 2015 Edition), Edward N. Zalta (ed.), URL = <<https://plato.stanford.edu/archives/sum2015/entries/properties-emergent/>>
- [85] M Oizumi, L Albantakis, and G Tononi (2014) “From the Phenomenology to the Mechanisms of Consciousness: Integrated Information Theory 3.0” *PLOS Computational Biology* **10**: e1003588
- [86] S Oyama, P E Griffiths, and R D Gray (2001) *Cycles of Contingency: Developmental Systems and Evolution* (Cambridge Mass: MIT Press)
- [87] D Papineau (2010) “Can Any Sciences Be Special?” in C Macdonald and G Macdonald (eds) *Emergence in Mind* (Oxford University Press).
- [88] D Papineau (2016) “Teleosemantics”. In D L Smith (Ed) *How Biology Shapes Philosophy* (Cambridge University Press)
- [89] O Penrose (1979) “Foundations of statistical mechanics” *Reports on Progress in Physics* **42**:1937-2006.
- [90] N Perunov, R A Marsland, and J L England (2016) “Statistical physics of adaptation ” *Physical Review X* **6**: 021036
- [91] G A Petsko and D Ringe (2009) *Protein Structure and Function* (Oxford: Oxford University Press)
- [92] M Pigliucci and G B Müller (2000) *Evolution - the Extended Synthesis* (Cambridge Mass: MIT Press)
- [93] D Randall, W Burggren and K French (2002) *Eckert Animal Physiology: Mechanisms and Adaptations* (W H Freeman)
- [94] R Rhoades and R Pflanzner (1989) *Human physiology* (Fort Worth: Saunders College Publishing).
- [95] J Riley, U Greggers, A Smith, D Reynolds, and R Menzel (2005) “The flight paths of honeybees recruited by the waggle dance” *Nature* **435**: 205?207.
- [96] E T Rolls and G Deco (2010) *The Noisy Brain: Stochastic Dynamics as a Principle of Brain Function* (Oxford University Press, Oxford)

- [97] T Sakai and K Haga (2012) “Molecular Genetic Analysis of Phototropism in Arabidopsis” *Plant Cell Physiol* **53**: 1517-1534.
- [98] H M Sauro (2017) “Control and regulation of pathways via negative feedback” *J. R. Soc. Interface* **14**: 20160848; correction, *J. R. Soc. Interface* **14**: 20170170.
- [99] A Scott (1995) *Stairway to the Mind The Controversial New Science of Consciousness* (Springer)
- [100] W Shockley (1949) “The Theory of p-n Junctions in Semiconductors and p-n Junction Transistors” *Bell Labs Technical Journal* **28**:435-489.
- [101] H A Simon (1992) *The Sciences of the artificial* (Cambridge, Mass: MIT Press).
- [102] J V Stone (2015) *Information Theory: A Tutorial Introduction* (Sebtel Press).
- [103] L G Taff (1985) *Celestial mechanics: A computational guide for the practitioner* (New York, Wiley-Interscience)
- [104] A S Tanenbaum (2006) *Structured Computer Organisation* (Englewood Cliffs: Prentice Hall).
- [105] I Tëmkin and N Eldredge (2015) “Networks and Hierarchies: Approaching Complexity in Evolutionary Theory”. In *Macroevolution*, Ed. E Serrelli and N Gontier (eds.) (Springer).
- [106] J-P Uzan (2003) “The fundamental constants and their variation: observational and theoretical status” *Rev. Mod. Phys* **75**:403
- [107] E Vintiadis “Emergence” Internet Enclopaedia of Philosophy:
<http://www.iep.utm.edu/emergenc/>
- [108] R Volti (2013) *Society and technological change* (Worth Publishers)
- [109] H C Von Baeyer (1998) *Maxwell’s Demon:: Why Warmth Disperses and Time Passes* (Random House)
- [110] A Wagner (2011) *The origins of evolutionary innovations* (Oxford: Oxford University Press)
- [111] A Wagner (2017) *Arrival of the Fittest* (Penguin Random House)
- [112] J D Watson , S P Bell, A Gann, M Levine, R Losick and T A Baker (2013) *Molecular Biology of the Gene* (Pearson)
- [113] P A Weiss (1978) *The Science of Life: The Living System - A System for Living*. Mount Kisco, NY, Futura Pub. Co.).
- [114] S A West and A Gardner (2013) “Adaptation and Inclusive Fitness” *Review Current Biology* **23**:R577-R584.
- [115] L Wolpert (2002) *Principles of Development* (Oxford University Press)
- [116] Y Y Yuen, “Boolean algebra”. Hypermedia And Self-learning Centre (HAS Centre),
<https://www.eduhk.hk/has/phys/de/de-ba.htm>
- [117] L A Zadeh (1973) “Outline of a New Approach to the Analysis of Complex Systems and Decision Processes” *IEEE Transactions on Systems, Man, and Cybernetics* (SMC-3, Issue: 1, Jan. 1973): 28 - 44.

A Technical Notes

1. In parallel to the discussion here, *digital computers* also show a high degree of logical complexity based in the logical capacities built into low level devices (transistors) that are combined so as to create logic gates underlying a tower of virtual machines (see [34]). It is these specific physical micro-structures, in this case products of logical analysis DEOC by the human mind, that enable the underlying physical laws to generate deductive behaviour of the kind discussed in Section 6. Given this physical structure, computer programs specify the abstract logic that will be carried out in a particular application, e.g. word processing or image editing. The same physically based microstructure can carry out any logical operations specified [34].
2. The *existence* of biomolecules is enabled by covalent bonds, hydrogen bonds, and van der Waals forces [112]. All are based in quantum physics and the electromagnetic interaction (2-4).
3. In the case of a complex logical system, you do not get the higher level behaviour by coarse graining, as in the case of determining density and pressure from statistical physics [89].²¹ You get it by *black boxing* and *logical combination*, involving information hiding and abstraction to characterize the exterior behaviour of a module, see Section 3.3, Ross Ashby’s book *An Introduction to Cybernetics* [9], and Giulio Tononi *et al*’s work on Integrated Information Theory [85]. This is particularly clear in the case of digital computer systems, with their explicit apparatus of abstraction, information hiding, and carefully specified module interfaces, see Grady Booch’s book *Object Oriented Analysis* [20].
4. The key physical effect enabling the existence of the biomolecules discussed here, with their functional properties arising out of complex molecular structures, is the existence of *broken symmetries*. These are what allow quite different kinds of behaviour to emerge at higher levels out of the underlying physical laws, with all their symmetry properties, as explained by Phil Anderson in his famous paper “More is Different” [6]. Thus the underlying standard model of particle physics is Lorentz invariant, but the emergent biomolecules (such as shown in Figures 3 and 4) are not. Again the underlying physics relevant to biological functioning is time symmetric, but homeostasis (7) and adaptive selection (20) (see (39)) are not. Hence in the end this is what underlies the difference between physics and biology.

B Emergent Constants and Parameters

Fundamental physics is characterised by a set of fixed unchanging constants such as the speed of light c and Planck’s constant \hbar . By contrast the equations describing emergent systems, whether physical or biological, are characterised by constants and parameters that are contextually dependent. We look at this first as regards physics (Section B.1), then as regards the Hodgkin-Huxley equations (Section B.2), and finally as regards the Bayesian Brain (Section B.3).

²¹The case of temperature is rather more complex, see [10]

B.1 Physics

It is a characteristic of equations describing the basic physics underlying biology that they only contain constants that are invariant across time and space. By contrast, equations for emergent physical effects often have parameters that depend on context.

We will not here enter the many deep discussions about the relation between constants in unified theories of fundamental physics, the standard model of particle physics, and the equations of physics that are relevant to the functioning of biology in everyday life [106]. Rather we will just refer to equations (2)-(4) which suffice to cover all non-quantum aspects of the everyday physics underlying biology. Given a choice of physical units, there are two fundamental constants in these equations, namely the speed of light c and the electron charge e . If equations only contain these constants, they represent universal purely physical effects. Additionally Boltzmann's constant k is a derivative constant forming a bridge between micro and macro physics, but is also universal in that it is independent of context.

By contrast, Galileo's gravitational constant g in (4) is not universal: it is a contextually dependent constant, derived from the mass M_e and radius R_e of the Earth: to a good approximation,²² $g = GM_e/R_e^2$, where Newton's gravitational constant G is indeed a universal constant. Nevertheless as far as biology on Earth is concerned, g is a universal constant.

B.2 The Hodgkin-Huxley equations

The essential components of Hodgkin-Huxley-type models for the propagation of action potentials due to ionic flows through ion channels in axon membranes can be described by equations for the current $I(t)$ through a cell membrane in terms of controlling parameters $n(t)$, $m(t)$, and $h(t)$. For a cell with sodium and potassium channels, the total current through the membrane is given by [55]:

$$I = C_m \frac{dV_m}{dt} + \bar{g}_K n^4 (V_m - V_K) + \bar{g}_{Na} m^3 h (V_m - V_{Na}) + \bar{g}_l (V_m - V_l), \quad (43)$$

$$\frac{dn}{dt} = \alpha_n(V_m)(1 - n) - \beta_n(V_m)n \quad (44)$$

$$\frac{dm}{dt} = \alpha_m(V_m)(1 - m) - \beta_m(V_m)m \quad (45)$$

$$\frac{dh}{dt} = \alpha_h(V_m)(1 - h) - \beta_h(V_m)h \quad (46)$$

where I is the total membrane current per unit area, V_m is the membrane potential, C_m is the membrane capacitance per unit area, \bar{g}_n is the maximal value of the potassium, sodium, and leak conductances per unit area for $n = \kappa$, Na, and l respectively, related to the conductances by

$$g_n = \bar{g}_K n^4, \quad g_{Na} = \bar{g}_{Na} m^3 h, \quad g_l = \bar{g}_l. \quad (47)$$

V_K and V_{Na} are the potassium and sodium reversal potentials, and V_l is the leak reversal potential. Also α_i and β_i are rate constants for the i -th ion channel, which depend on voltage but not time, and $n(t)$, $m(t)$, $h(t)$ are dimensionless functions between 0 and 1 that are associated with potassium channel activation, sodium channel activation, and

²²This leaves out latitude-dependent centrifugal forces

sodium channel inactivation, respectively. The experimentally determined functions α_i and β_i were given by Hodgkin and Huxley in their paper [55] as

$$\begin{aligned} \alpha_n(V_m) &= \frac{0.01(10-V_m)}{\exp\left(\frac{10-V_m}{10}\right)-1} & \alpha_m(V_m) &= \frac{0.1(25-V_m)}{\exp\left(\frac{25-V_m}{10}\right)-1} & \alpha_h(V_m) &= 0.07 \exp\left(\frac{-V_m}{20}\right) \\ \beta_n(V_m) &= 0.125 \exp\left(\frac{-V_m}{80}\right) & \beta_m(V_m) &= 4 \exp\left(\frac{-V_m}{18}\right) & \beta_h(V_m) &= \frac{1}{\exp\left(\frac{30-V_m}{10}\right)+1} \end{aligned} \quad (48)$$

The key point made clearly by Alwyn Scott [99] is that none of the equations (43) - (48), or the constants in those equations, follow either from the standard model of particle physics, or from Maxwell's equations (2) together with the Maxwell Force Law and Newton's equations (3). However equations (43) - (48), with their constants, do indeed determine the ion flows that take place in the squid giant axon, given the biological context of the axon membrane with ion channels.

These equations and constants cannot be deduced from physics alone [99]. They follow from the membrane structure of axons, whose effects can be modelled by these equations, where voltage-gated ion channels are represented by nonlinear conductances g_n , and in particular they follow from the size and shape of voltage-gated ion channels (such as in Figures 3 and 4), which determine the values of the conductances g_n . The constants in these equations, describing the properties of the ion channels, underlie squid brain function [63]. They are physical quantities arising not from physics per se, but from biological context. Similar constants will underlie brain function in any other species. A detailed discussion of the role of emergence in HH dynamics is given in [13].

B.3 The Bayesian Brain

At a higher level, the Bayesian brain equations (40), (41) describe actions at the psychological level, emergent from the underlying action potential propagation in the cortex. They depend on the prediction errors $\Sigma_p(t)$, the sensory variances $\Sigma_u(t)$, and the predicted sensory input $g(\phi)$ [19, 22]. There are no physical constants or parameters in these equations. These quantities all refer to macro brain variables that arise out of the learning processes enabled by the brain's plasticity during its interaction with its physical, ecological, and social environment [27, 34, 49]. This is what determines their values. The prediction errors $\Sigma_p(t)$ and prediction functions $g(\phi)$ are based in psychological understandings, and are continually updated in response to experience [27, 22]. These understandings are thus effective causal variables at the psychological level, affecting future actions.

C Neuroenergetics

The energy to power brain processes in general, and deductive thought in particular, is provided by metabolic processes whereby glucose in capillaries releases glutamine from astrocytes that in turn supply ATP to neurons [64] (see Figure 8) Release of glutamate (yellow circles) stimulates glucose uptake (blue arrow) and glycolysis in the astrocyte to produce lactate. The lactate diffuses into the extracellular space, to be absorbed by the neuron for ATP production, restoration of ionic gradients, and encapsulation of neurotransmitters. Astrocytes also convert glutamate to glutamine, shuttled to the neurons to restore their pools of neurotransmitters (yellow arrows). Glutamate, acting on AMPA receptors, stimulates norepinephrine release (red circles) from nearby noradrenergic varicosities. These act on β -adrenoceptors, to further stimulate glucose uptake and glycogenolysis, causing

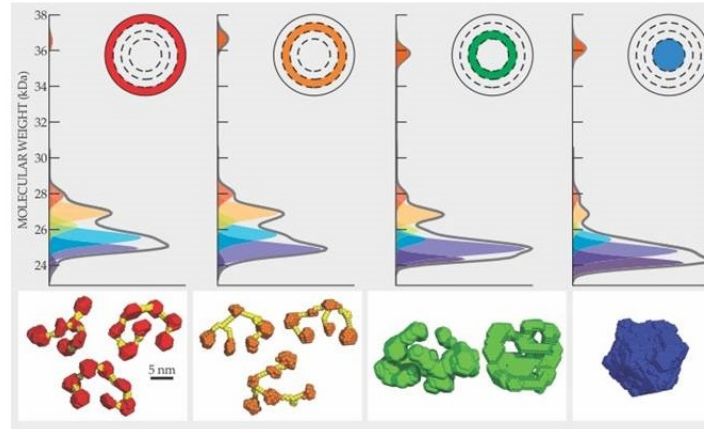


Figure 9: Protein gradients in the squid eye: *Gelatin maintains aberration-preventing such protein-density gradients. They have been selected for this function.* From [25].

of the lens, the proteins form loose chains with each protein linked to two or, occasionally, three others. At the core, the proteins are tightly packed, and each protein is joined to four or more others ([25] and references there).

The logic underlying this is that if this protein-based structure was not there, the high level need for good visual resolution would not be attained; this is the selection criterion C (Section 5.3). The evolutionary origins of the developmental systems [86] needed to create this structure, and the selection of DNA to code for these specific proteins, is a top-down process from ecological needs [49] to the biomolecular level, see Section 5.4.

Version: 2017/12/03