

The Difference between Physics and Biology: The Key Role of Biomolecules

George F R Ellis

Mathematics Department, University of Cape Town
and

Jonathan Kopel

Texas Tech University Health Sciences Center (TTUHSC)

August 31, 2022

Abstract

Physical emergence - crystals, rocks, sandpiles, turbulent eddies, planets, stars - is fundamentally different from biological emergence - amoeba, cells, mice, humans - even though the latter is based in the former. This paper¹ points out that the essential difference is that causation in biological systems has a logical nature at each level of the hierarchy of emergence, from the biomolecular level up. The key link between physics and life enabling this to happen is provided by bio-molecules, such as voltage gated ion channels, which enable logic to emerge from the underlying physics and hence enable cell processes to take place in general, and in neurons in particular. They can only have come into being via the contextually dependent processes of natural selection, which selects them for their biological function. A further major difference is between life in general and intelligent life. We characterise intelligent organisms as being engaged in deductive causation, which enables them to transcend the physical limitations of their bodies through the power of abstract thought, prediction, and planning.

1 Physics vs Biology

How can a universe that is ruled by natural laws give rise to aims and intentions? Whether or not a human observer exists, the natural laws would continue to operate as they are indefinitely. The key difference between physics and biology is function or purpose. There is, in the standard scientific interpretation, no purpose in the existence of the Moon² or an electron or in a collision of two gas particles. By contrast, there is purpose and function in all life [26]:

“Although living systems obey the laws of physics and chemistry, the notion of function or purpose differentiates biology from other natural sciences. Organisms exist to reproduce, whereas, outside religious belief, rocks and stars

¹This paper is based in an FQXI essay written by one of us (GE).

²It is true that the existence of the Moon was probably essential for the origin of life as we know it, so one might claim that the purpose of the Moon was to enable life on Earth to emerge from the sea to dry land through its effects on tides. However the Moon is unaware of this effect: it was, as far as the Moon was concerned, an unintended by product of its orbital motion round the Earth.

have no purpose. Selection for function has produced the living cell, with a unique set of properties that distinguish it from inanimate systems of interacting molecules. Cells exist far from thermal equilibrium by harvesting energy from their environment. They are composed of thousands of different types of molecule. They contain information for their survival and reproduction, in the form of their DNA”.

How does purpose or function emerge from physics? At the macro level, in higher animals and human beings, via adaptive neural networks [32] and physiological systems [46]. At the micro level, through epigenetic effects in cell development [22] via gene regulatory networks [22] and through adaptive effects in signal transduction networks [31] and synapses [32]. Although many have argued that these are all based only on the lower levels through interactions of specific molecules, particularly proteins [44] and nucleic acids [60], in fact biological systems are as much shaped by contextual effects as by bottom-up emergence [40]. These molecules are key, but they get their effectiveness because of the context in which they exist. As Denis Noble argued,

“Genes, as DNA sequences, do not of course form selves in any ordinary sense. The DNA molecule on its own does absolutely nothing since it reacts biochemically only to triggering signals. It cannot even initiate its own transcription or replication. It cannot therefore be characterised as selfish in any plausible sense of the word. If we extract DNA and put it in a Petri dish with nutrients, it will do nothing. The cell from which we extracted it would, however, continue to function until it needs to make more proteins, just as red cells function for a hundred days or more without a nucleus. It would therefore be more correct to say that genes are not active causes; they are, rather, caused to give their information by and to the system that activates them. The only kind of causation that can be attributed to them is passive, much in the way a computer program reads and uses databases” [38].

To be clear and concise, this paper will focus on voltage gated ion channels. We will first look at the difference between the logic of physics (Section 2) and the logic of biology (Section 3), then at the biomolecules that make this difference possible (Section 4), linking the two, and finally at the way such molecules have come into being and allowed physical processes to generate biological activity (Section 5). The processes of deductive causation are discussed in Section (6). The conclusion (Section 7) focuses on the relation between plasticity and adaptation that separates biology from physics. We take for granted that living systems are open non-equilibrium systems [20]. That alone does not characterise life: famously, even a burning candle satisfies those conditions. Something more is required.

2 Logic of Physics

Physical laws determine evolution of a physical system in a purposeless inevitable way. Let the relevant variables be \mathbf{X} and the evolution dynamics be given by $H(C, \mathbf{X}, t)$ where the context C is set by initial and boundary conditions, then that dynamical law determines later states from earlier states:

$$\text{If at time } t_1, \mathbf{X} = \mathbf{X}(t_1), \text{ then at time } t_2, \mathbf{X} = H(C, \mathbf{X}(t_1), t_2). \quad (1)$$

They may often be represented by suitable phase planes. Here are some examples:

- Example 1: The dynamics of classical systems such as a pendulum [3]

- Example 2: The dynamics of celestial objects governed by gravity [9, 54].
- Example 3: Gases and kinetic theory: gas molecule motion leads to predictable macroscopic behaviour [43]
- Example 4: Electron flows in transistors [50] and computers [55].

The key point is that in physics there are fixed interactions that cannot be altered, although we can to some extent decide what they act on and so what their outcome will be (as in the case of the pendulum and the computer). In the end, daily life is governed by Newton’s laws of motion and Galileo’s equations for a falling body, together with Maxwell’s equations:³

$$\nabla \cdot \mathbf{E} = 4\pi\rho, \quad \nabla \times \mathbf{E} = -\frac{1}{c} \frac{\partial \mathbf{B}}{\partial t}, \quad (2)$$

$$\nabla \cdot \mathbf{B} = 0, \quad \nabla \times \mathbf{B} = \frac{1}{c} \left(4\pi\mathbf{J} + \frac{\partial \mathbf{E}}{\partial t} \right) \quad (3)$$

relating the electric field \mathbf{E} , magnetic field \mathbf{B} , charge ρ , and current \mathbf{J} , and nothing can change those interactions. The equation of motion for a particle with charge e and mass m and velocity \mathbf{v} due to the electromagnetic field \mathbf{E}, \mathbf{B} and gravitational field \mathbf{g} is given by

$$\mathbf{F} = m \frac{d\mathbf{v}}{dt} = e\{\mathbf{E} + \mathbf{v} \times \mathbf{B}\} + m\mathbf{g}. \quad (4)$$

Equation (1) represents the solutions that necessarily follow from (2-4), proceeding purposelessly on the basis of the context C and initial data $\mathbf{X}(t_1)$.

3 Logic of life

Life collects and analyses information in order to use it to plan and execute purposeful actions in the light of memory (stored information) [26, 13]. This is true from amoeba [2] to all animals [13] to humans [32]. Even plants do something like this, for example in the case of heliotropism (tracking the sun’s motion across the sky) through cell elongation due to the phytohormone auxin [49].

3.1 Information usage

Information use is based on contextually informed logical choices of the form

$$\text{Given context } C, \text{ IF } T(\mathbf{X}) \text{ THEN } F1(\mathbf{Y}), \text{ ELSE } F2(\mathbf{Z}), \quad (5)$$

where \mathbf{X} , \mathbf{Y} , and \mathbf{Z} may be the same or different variables and $T(\mathbf{X})$, $F1(\mathbf{Y})$ and $F2(\mathbf{Z})$ are arbitrary functions that can include any logical operations (AND, OR, NOT, NOR, and so on) and mathematical operations. Thus they might be “If the cat is in, turn the light out, else call the cat in” or “If the calculated future temperature T will be too high and there is no automatic control system, then reduce the fuel flow F manually” (a default unstated “ELSE” is always to leave the status quo). In the case of flowering plants it might be “if the sun is shining, open; if not, close”.

³I am avoiding discussing the extra complications introduced by quantum mechanics at this point. This will be important below.

The key point is that the functions $T(\mathbf{X})$, $F1(\mathbf{Y})$ and $F2(\mathbf{Z})$ are not determined by the underlying physical laws; they can be shaped jointly by evolutionary and developmental processes [21, 22] to give highly complex outcomes (ranging from phenotype-genotype maps [59] to the citric acid cycle [33, 2] to physiological systems [46, 13]), or can be planned by human thought to produce any desired outcome [12, 25]. Unlike the case of physical laws, where the relevant interactions cannot be changed or chosen because they are given by Nature and are invariable, these interactions can fulfil widely varying biological or social or mental purposes. It is their arbitrary nature, essentially similar to Turing’s discovery that a digital computer can carry out arbitrary computations, that allows this flexibility.

Biological examples of logical processes are

- Chemotaxis: bacteria detect gradients and move away from poisons and towards nutrition [1].
- Bee dances: If food is found, bees signal its location to the rest of the hive by a waggle dance [47]. No dance implies no food has been found.
- Epigenetics: gene expression is controlled at lower levels by gene regulatory networks to meet higher level needs [22, 39, 40] (as illustrated in Figures 1 and 2).
- Human planning of future actions on the basis of expected outcomes based on logical choices [25], for example computer aided design and manufacture of an aircraft on the basis of chosen design criteria [18].

A particularly crucial form of this logic in biology is that implemented in the feedback control circuits that are the foundations of *homeostasis* [46, 13]. These are of the form

$$\text{IF } X < X_{MIN}(C) \text{ THEN } X_{INC}(\mathbf{Y}), \text{ ELSE IF } X > X_{MAX}(C) \text{ THEN } X_{DEC}(\mathbf{Z}) \quad (6)$$

where $X_{INC}(\mathbf{Y})$ is some operation that increases the value of the target variable X through changing the value of the control variable \mathbf{Y} , and $X_{DEC}(\mathbf{Z})$ is some operation that decreases the value of X through changing the value of \mathbf{Z} (which may or may not be the same as \mathbf{Y}). The effect is to maintain the value of X to lie between $X_{MIN}(C)$ and $X_{MAX}(C)$. The triggering values $X_{MIN}(C)$ and $X_{MAX}(C)$ are in general dependent on the context (e.g. sleeping as against running). The default is to leave the situation as is. This is obviously a particular case of (5). Control of core body temperature and of blood pressure are examples at the macro level, while control of glucose concentration in extracellular fluid and of sodium and potassium levels in axons are examples at the micro level. The relevant mathematics is that of feedback control systems [16], which contrasts with (2-4).

3.2 Phase transitions

A physicist might suggest that what is proposed here is in fact a part of physics through the idea of phase transitions, such as solid/liquid/gas transitions for a substance S [10]. These generically have a form like

$$\begin{aligned} \text{GIVEN pressure } P \text{ and temperature } T, \text{ IF } \{P, T\} \in S_{P,V} \text{ THEN } S \text{ is solid,} \\ \text{ELSE IF } \{P, T\} \in L_{P,V} \text{ THEN } S \text{ is liquid, ELSE } S \text{ is gaseous.} \end{aligned} \quad (7)$$

Here the context is represented by the pressure P and temperature T , and $S_{P,V}$, $L_{P,V}$ and $G_{P,V}$ are the subsets of the (P, V) plane for solids, liquids, and gases respectively. At first

glance this looks like it has the form (5). However there is a crucial difference. The regions $S_{P,V}$, $L_{P,V}$ and $G_{P,V}$ are completely fixed by the physics of the substance S independent of the environment, and cannot be altered, whereas in (5), $T(\mathbf{X})$, $F1(\mathbf{Y})$ and $F2(\mathbf{Z})$ are contextually set and in some way adapted to the environment. As shown by the above examples, they have a flexibility that is completely missing in (7). This is physical logic rather than biological logical (note the contrast with (6), where $X_{MIN}(C)$, $X_{MAX}(C)$ are determined through evolutionary processes, see Section 5.2, as are X_{INC} and X_{DEC}).

3.3 Physical realisation

The hierarchy of structure that underlies existence of life [18] is indicated in Figure 1. The kind of branching logic indicated in (5) occurs at each level in this hierarchy. It occurs at the lower levels via mechanisms such as voltage and ligand gated ion channels, molecular recognition via lock-and-key mechanisms, and synaptic thresholds, as discussed below.

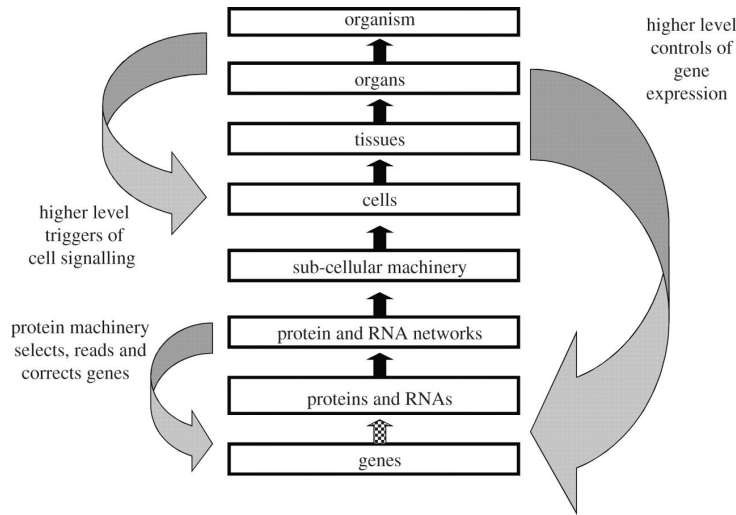


Figure 1: *Epigenetic and physiological control of lower level processes by higher level contexts, which control which logic will operate at lower levels by switching genes on and off.* From [39] (with permission).

When built into gene regulatory networks (turning genes on and off according to context), signal transduction networks, metabolic networks, and neural networks, logic gates realised in one of these ways at the lower levels then lead to higher order logical operations such as occur in epigenetic circuits and the functioning of the brain. Within these circuits exists a unique interaction of constraints and interactions between higher and lower levels within any given system. As Denis Noble described,

“Where do the restraints come from in biological systems? Clearly, the immediate environment of the system is one source of restraint. Proteins are restrained by the cellular architecture (where they are found in or between the membrane and filament systems), cells are restrained by the tissues and organs they find themselves in (by the structure of the tissues and organs and by the intercellular signalling) and all levels are restrained by the external environment. Even these restraints though would not exhaust the list. Organisms

are also a product of their evolutionary history, i.e. the interactions with past environments. These restraints are stored in two forms of inheritance - DNA and cellular. The DNA sequences restrict which amino acid sequences can be present in proteins, while the inherited cellular architecture restricts their locations, movements and reactions". [38]

Figure 2 shows how logical operations of a lower level module in a metabolic pathway can be regulated by higher order circuits through transcription factors that initiate and regulate the transcription of genes. They can be "on" (able to bind to DNA) or "off", thereby controlling the transcription of genetic information from DNA to messenger RNA.

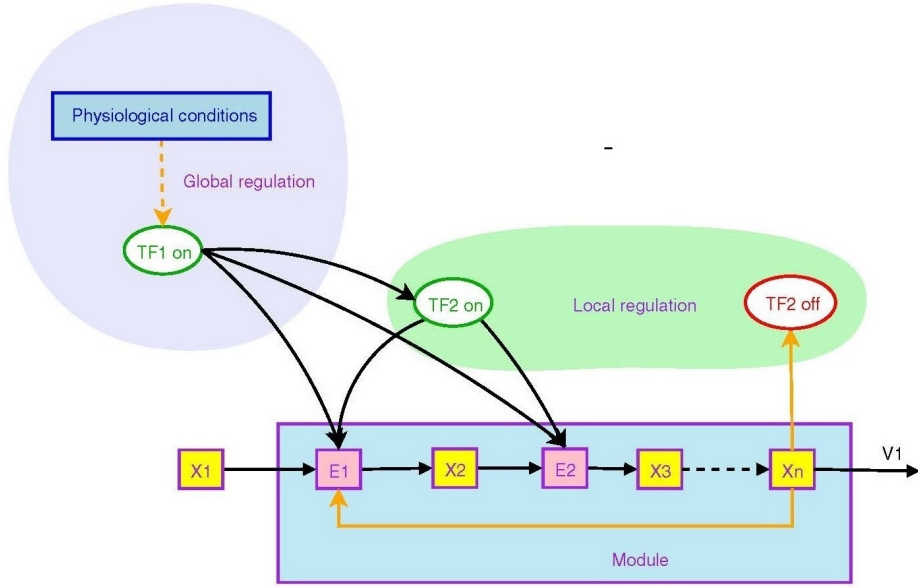


Figure 2: *Global and local regulation of a metabolic pathway. Logical structure of a simple metabolic pathway module converting food to energy and protein building blocks, showing the many proteins involved, as well as the top-down effect of the large-scale physiological environment. Binding of various factors serves as logic switches. TF's are transcription factors, E's are enzyme pools, and X's are metabolic pools. From [24] (open access)*

The local transcription factor TF_2 is sensitive to an intermediate metabolite X_n and modulates the synthesis of enzymes (powerful biological catalysts that control the rate of reactions) in the pathway. Thus they embody logic of the form

$$IF TF_2 \text{ on, THEN } E_1 \rightarrow X_3, ELSE NOT \quad (8)$$

which is logic of the form (5) operating locally inside the module. However the global regulator TF_1 , sensitive to higher level variables such as heart rate or blood pressure, can modulate (i) the synthesis of intermediate enzymes, (ii) the synthesis of the local transcription factor TF_2 , or (iii) both. Thus overall the internal logic of the module acts to produce a "black box" whereby conversion of X_1 to X_n is controlled by TF_1 :

$$IF TF_1 \text{ on, THEN } X_1 \rightarrow X_n, ELSE NOT \quad (9)$$

This is again a relation of the form (5), but at a higher level (TF_1 is a higher level variable). Thus lower level logic circuits such as (8) can be used to build up higher level logic such as (9). This is the process of *abstraction* in a modular hierarchy [11], whereby internal workings are hidden from the external view (TF_2 , E_2 , X_2 , and X_3 are local variables whose values are not known to the external world and do not occur in (9)). All that matters from the system view is the logic (9) whereby TF_1 controls conversion of X_1 to X_n . Note that the global regulation that turns TF_1 on and off will in general be of the homeostatic form (6). This kind of regulation of lower levels due to higher level conditions can occur between any adjacent level in the hierarchy of structure and function.⁴

This process of *black boxing* ([4]:§6) of lower level logic to produce higher level logic in biology contrasts strongly with the process of *coarse graining* [43] to produce higher level variables and effective laws out of lower level variables and effective laws in physics. All these logical operations are based in physics, but are quite different than the logic of physical laws *per se*. How are they realised through the underlying physical stratum?

4 The physical basis: linking the two

To give the discussion a specific context, we will now focus on the brain.

4.1 The nervous system

Brains are based in the underlying physics through the operation of neurons linked by synapses and structured in neural networks, in particular forming layered columns in the neocortex [32]. Neurons receive spike trains via axons, which flow to the nucleus where a summation operation is performed, and resulting spike trains then flow down axons to synapses where a further summations process takes place; signals are passed to other neurons if the outcome is above a threshold [32]. The behaviour of currents in dendrites and axons is governed by the underlying physics (described by equations (2-4)). Quantum mechanical interactions based on these forces underlies the existence of the structures of neurons and their component parts.

The Hodgkin-Huxley equations [27] characterize ion and electron flows that underlie existence of action potential spike trains in neurons. These equations follow from the structure of axons and dendrites, and in particular from the the existence of ion channels [14] that allow ions to selectively flow in and out of the cell membranes. The constants in these equations are not universal constants, but are constants characterising the axon structure and environment. They cannot be deduced from the laws of physics alone [51].

4.2 The link of physics to logic: the molecular basis

The logic of what happens is enabled by voltage gated ion channels in axon and dendrite membranes [14, 34]. They lead to controlled flow of sodium, potassium and chlorine ions into and out of the axons and dendrites, leading to action potential spike chain propagation along the axons and dendrites.

⁴This is like the way there is a tower of virtual machines in a digital computer, with a different formal logic operational at each level [18].

The ion channels implement logical operations with the following logic:⁵

$$\text{If voltage } V > V_0 \text{ then let ions flow, else not} \quad (10)$$

which is of the form (5). It is the structural form of the ion channels - the detailed three-dimensional molecular configurations characterised as tertiary and quaternary structures - that enables this logic to emerge out of physics in the brain at the lower levels, and so underlie emerging logic at higher levels [32]. The relevant structure is that of incredibly complex proteins imbedded in the cell wall. Given the existence of the ion channels, Maxwell's equations (2,3) together with the equations of motion for particles (4) underlie what happens. The flow of ions through ion channels is governed by these physical laws and so has the physics form (1).

The implication is that, at least in the brain,

Molecular basis of “IF ... THEN ... ELSE ...” logic in biology:
Biomolecules perform logical operations because of their tertiary and quaternary structure.

This applies equally in many other biological contexts (see below), where they can be combined to give the basic operations AND, OR, NOT. These basic logical units are then combined via the specific neuronal connections and weights, in an almost incomprehensible way with with thousands of synaptic inputs on each neuron, leading to the coordinated actions involved in learning, memory, and higher level cognitive function. More complex logical operations occur, for example N-methyl-D-aspartate (NMDA) receptors are one class of receptors capable of responding to the high density of synaptic inputs on a single neuron. These receptors have a characteristic heterotetramer between two NR1 and NR2 subunits that mediate numerous biological effects within neurons [37]. Most notable of these effects relate to learning and memory, particularly with respect to long-term potentiation (LTP) and synaptic plasticity in the hippocampus. Unlike typical voltage-gated ion channels previously mentioned, NMDA receptors respond to the coordinated input from many synapses, leading to global depolarization across the cell membrane before activating and allowing calcium entry into the cell [37]. Thus, NMDA receptors are linked to higher level functions in humans.

The integrative nature of NMDA receptors illustrates the holistic nature of biological systems expressed by the late developmental biologist, Paul A. Weiss. In his book, *The Science of Life*, Weiss wrote [61],

“The complex [biological organism] is a system if the variance of the features of the whole collective is significantly less than the sum of variances of its constituents; or, written in a formula:

$$V_s < (V_a + V_b + \dots + V_n). \quad (11)$$

In short, the basic characteristic of a system is its essential invariance beyond the much more variant flux and fluctuations of its elements or constituents... This is exactly the opposite of a machine, in which the pattern of the product is simply the terminal end of a chain of rigorously predefined sequential operations

⁵In practice, the response function is not discontinuous as in this representation, but is a smoother curve such as a logistic curve linking ‘on’ and ‘off’ states. The principle remains the same: but one now uses fuzzy logic [63].

of parts. In a system, the structure of the whole coordinates the play of the parts; in the machine, the operation of the parts determines the outcome. Of course, even the machine owes the coordinated functional arrangement of its parts, in last analysis, to a systems operation - that of the brain of its designer"

Similarly, there exists a dynamic interplay between single voltage-channel receptors and receptors responding to the global interplay of all synaptic inputs on postsynaptic neurons. Thus, the brain exists as a dynamic entity of intertwining top-down and bottom-up processes.

Energy is of course used in carrying out these logical processes, and local energy minimisation will occur as part of what is going on (e.g. in the protein folding that converts one-dimensional strings of amino acids to the very complex tertiary and quaternary structures of proteins [44]). But energy or entropy considerations will not by themselves produce the desired logical operations that enable the function and purpose characteristic of life [26] to emerge. Indeed the necessary energy usage for cellular function is controlled by complex metabolic regulatory networks [60] that determine what energy transactions will take place on the basis of logical operations; Figure 2 gives a simple example, showing how they rely on basic logical operations (5) mediated by transcription factors that can be "on" or "of". Thermodynamics and statistical mechanics are not by themselves enough to capture what is going on.

In summary, *biomolecules such as ion channels [14, 34] can be used to make logic gates, and the higher level physiological systems in which they are imbedded [13, 24, 46, 32] enable emergence of complex life logic and processes.*

Similar issues arise at synapses [32], where a logic

If summed input voltage $V > V_0$ then fire action potential, else not (12)

holds, enabled by voltage-gated Ca^{++} channels in conjunction with pre- and post-synaptic neurotransmitter transporters, and post-synaptic receptors.

4.3 More general biological contexts

The basic logic discussed here more generally underlies the functioning of all cells, as illuminatingly discussed by Hofmeyr [29, 30]. There are three major aspects: metabolic, genetic (the reading of the DNA code), and epigenetic. The latter [22, 40] was discussed to some degree in Section 3.3. We will discuss the other two in turn here.

Metabolism [29] There are three key elements here (Figure 3):

1. *Enzymes and ribosomes catalyse covalent metabolic chemistry*, providing the bulding blocks of life. This is only possible because of the presence of efficient catalysts that are highly specific with respect to the substrates they recognize and the reactions they catalyze. The logic is

IF catalyst for reaction R1 present THEN R1 proceeds, ELSE not (13)

Its molecular basis is the relevant lock and key recognition mechanism.

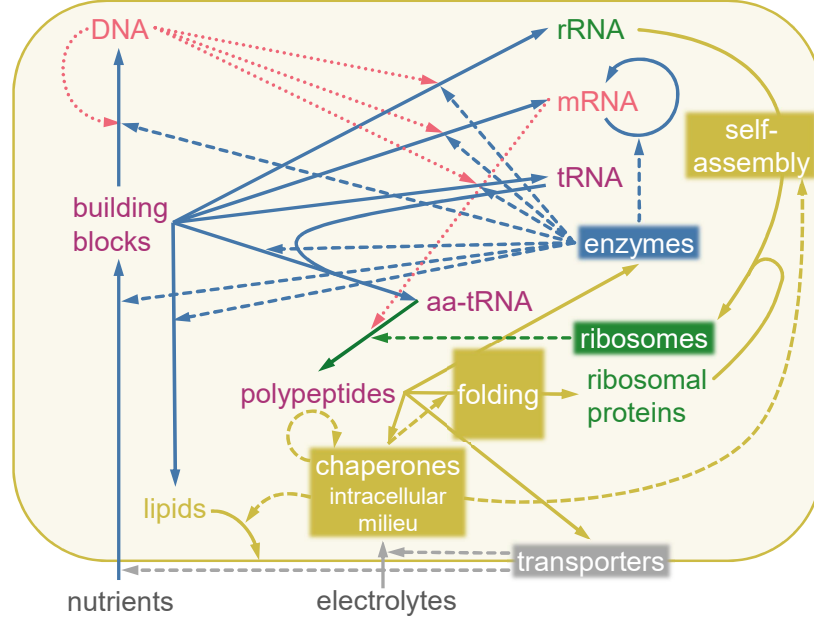


Figure 3: *The self-fabricating organization of the cell as a superposition of enzyme- and ribosome-catalysed covalent chemistry (blue), supramolecular folding and self-assembly (yellow), and membrane-associated electrolyte transport (grey).* Figure from [29], with permission.

2. *The intracellular milieu enables supermolecular chemistry processes* such as folding and self-assembly of polypeptides and nucleic acids into functional catalysts and transporters. This requires chaperones that guide folding in a conducive intracellular context comprised of water with a homeostatically maintained electrolyte composition different from that of the external environment: “Given a watery environment with a specific pH, temperature, ionic strength, and electrolyte composition, the folding of polypeptides into their functional state is a spontaneous process that is determined by their amino acid sequences (primary structures)” [29]. This requires a cell membrane, which, as in the case of axons discussed above, contains proteins that selectively transport in and out nutrients and electrolytes.
3. *Membrane transport maintains the intracellular milieu as required by 2.*, in particular its electrolyte composition. The logic is essentially the same as (12):

$$\text{If concentration } C < C_0 \text{ then let ions flow in, else not} \quad (14)$$

or else the same logic with $>$ replaced by $<$. Indeed this is a special case of the homeostasis relation (6).

Reading the genetic code [2, 60]: Following Barbieri [7], Hofmeyr defines a code as follows [30]:

“A code is a small set of arbitrary rules selected from a potentially unlimited number in order to ensure a specific correspondence between two independent worlds.”

Thus one considers two finite sets S and T , the source and target alphabets, the code being a mapping $C : S \rightarrow T^*$ that maps each symbol in S to a sequence of symbols (words) in T^* , the set of all sequences over the alphabet T . The extension of C is a mapping $W : S^* \rightarrow T^*$ that uniquely translates sequences of source symbols into sequences of target symbols. Hofmeyr [30] then shows how this definition applies to the Morse code and the genetic code. The latter is a mapping C_G from the source alphabet of 64 triplet sequences (codons) formed from the four nucleotides in mRNA (A, G, C, U) to the target alphabet of the twenty amino acids found in proteins plus the stop signs:

$$C_G = \{GGU \mapsto Gly; GGC \mapsto Gly; GCU \mapsto Ala; UUA \mapsto stop; \dots\} \quad (15)$$

The extension C_G^* of the genetic code translates sequences of codons into sequences of amino acids. Now (15) is just a special case of (5): given the cellular context \mathcal{C} (without which no reading of the genetic code would take place),

$$\text{IF triplet GGU THEN Gly ELSEIF triplet GGC THEN Gly ELSEIF ...}, \quad (16)$$

with a unique mapping specified for each of the 64 triplets. This specific highly degenerate mapping [59] has been determined by the historical events of the evolutionary history of life on Earth [13]: many other mappings are chemically possible. Physics by itself does not determine the specific mapping (15) or logic (16).

5 The existence of the relevant proteins

Two issues arise here: the possibility of existence of the biomolecules needed, for example those that comprise ion channels, and how they come into being.

5.1 Their possible existence

The possible existence of biomolecules, and particularly the proteins that govern biological activity [44], results from quantum interactions mediated by the electromagnetic force [60]. Indeed both the existence of atomic nuclei and of molecular binding forces cannot be explained classically. But given the nature of physics as we know it, with the nature of everyday scale structures controlled by electromagnetism together with quantum physics, there is a resulting space of possible proteins of vast dimensions: a kind of Platonic space of possible structures [59]. Such a platonic space has been proposed to explain the common structural motifs found within all proteins in biological systems ([15]).

5.2 Their coming into being

Given this possibility space, how have the specific proteins that exist and control biological function come into being? This has developmental and evolutionary aspects.

Developmental aspects The relevant proteins exist because of the reading of the genetic information written into our DNA [2, 60] through developmental processes [62, 21, 42], resulting in amino acid chains that fold to form biologically active proteins. This reading of the genotype takes place in a contextual way [39] because of epigenetic processes [22].

Evolutionary aspects How did that genetic information come to exist? Equivalently, how did the specific proteins that actually exist [44] come to be selected from all of those

that might possibly have existed, as characterised by the vast space of protein possibilities [59]? These extraordinary complex molecules with specific biological functions (for example, hemoglobin exists in order to transport oxygen in our blood stream) cannot possibly have come into being simply through bottom-up self assembly. They have to have been selected for through the process of adaptive selection [13] acting on a pool of genes that have been varied due to mutations, random genetic drift, and horizontal gene transfer, with massive degeneracy in the genotype-phenotype map playing a crucial role in enabling new genotypes to come into being in the time available [58].

This selection process in essence results in new information being embodied in the sequences of base pairs in the DNA [60] that was not there before: in effect, this is writes information about the environment into genes [52]. Then reading out that information by cellular processes [60] creates the string of amino acids that forms proteins such as haemoglobin. It then has to fold to give its biologically active form. In principle that step is an energy minimisation operation; in practice it requires molecular chaperones to achieve the required folding. These are a further set of proteins that have to be coded for in DNA and whose existence has to be explained on the basis of natural selection. Additional energy is also used for post-translational modification to produce the final protein structure.

5.3 The basic selection process

The basic generic selection process is that a random input ensemble of entities is filtered to produce an ordered output ensemble, adapted to the environment via specific selection criteria. The logic of the process is a special case of that given in equation (5):

$$\Pi_S(X) : \{\text{IF } X \notin S(C, \mathcal{E}) \text{ THEN DELETE } X\} \quad (17)$$

where S is the subset of elements selected to survive if C is the selection criterion and \mathcal{E} the environmental context. The effect on the ensemble $\{E(X)\}$ is a projection operation:

$$\Pi_S : \{E(X)\} \rightarrow \{\hat{E}(X) : X \in S(C, \mathcal{E})\}. \quad (18)$$

So now projecting again, Π_S leaves the new ensemble $\{\hat{E}(X)\}$ invariant:

$$\Pi_S : \{\hat{E}(X)\} \rightarrow \{\hat{E}(X)\}. \quad (19)$$

A simple example in the logical case is deleting emails or files on a computer; the basic physics case is Maxwell's Demon [57]. It takes place in biology through Darwinian selection [13], where the input ensemble at time t_2 is the output of the previous process at time t_1 , randomised to some degree:

$$\{E(X)\}(t_2) = R\{\hat{E}(X)(t_1)\}. \quad (20)$$

where R is a randomisation operation based in mutations and genetic drift. It is the remorseless continual repetition of the process of variation (restricted by physiological, and development possibilities [38]) and subsequent selection that gives evolution its extraordinary creative power, underlying the emergence of complex life forms [13]. While much of this happens by alterations in DNA, additionally, growing evidence suggests that epigenetic mechanisms, such as DNA methylation, may also be involved in rapid adaptation to new environments [45, 35]. This is all constrained by physics: in essence, physical laws

themselves provide an important contribution for direction and function of living systems.

The overall process results in an increase of mutual information [52] between the system and the environment; equivalently, the organism has adapted so as to reduce surprisal [52] as it moves through its environment. This takes place either by the organism adapting its structure and behaviour to the environment, or by the organism altering that environment to suit its needs (niche construction). In the human case, that reshaping is achieved by technological means derived from the creative activity of the human mind [25].

5.4 A multilevel process

In biology, this process of adaptation takes place in a contextual way through evolutionary emergence of developmental systems at the lower levels [42] that require existence of specific proteins for their function. At the higher levels it leads to development of robust physiological systems [46] (protected by homeostasis) and a plastic brain that can adapt effectively to the physical, ecological, and social environment. An example is that vision gives great survival advantage to individuals. Development of vision is a multi-level process, with higher level needs driving lower level selection of structure and function:

- The top level need is for a visual system that will enhance survival;
- The next level need is for eyes, an optic tract, thalamus (a relay station for signals on the way to the cortex), and neocortex to analyse incoming data;
- The next level is a need for photo receptor cells within the retina, and neurons and synapses to constitute neural networks to analyse the data;
- One then needs specific kinds of proteins to make this all work [59], for example rhodopsins in Light Harvesting Complexes and voltage gated ion channel proteins in the neuronal axons;
- So one needs to select for developmental systems [42] to make this all happen, comprised of Gene Regulatory Networks, Signal Transductions networks, and Metabolic Regulatory Networks, together with the proteins needed to make them work [59];
- Thus one needs whatever genome will do the job of providing all the above [59].

This is all guided by high level needs, as made clear in this example. The environmental niches \mathcal{E} might be that the animal lives on land, or in the air, or in shallow water, or in deep water. The selection criterion C might be a need to maximise intensity sensitivity, or edge detection, or motion detection, or angular resolution, or colour sensitivity; which is most important will depend on the ecological environment. Thus natural selection is a top down process [18] adapting animals to their environment in suitable ways, thereby altering the details base-pair sequence in DNA. As stated by Stone ([52]:188):

“Evolution is essentially a process in which natural selection acts as a mechanism for transferring information from the environment to the collective genome of the species”.

Actually it is doubly a top down process, through the environment creating niches \mathcal{E} (opportunities for life) on the one hand, and through the selection criteria C on the other. Altering either of them alters the micro (genotype) and macro (phenotype) outcomes. The reliability of the resulting systems is because, as discussed above, biological systems consisting of hierarchically nested, complex networks that are extremely robust to extrinsic perturbations are the context within which these adaptive processes take place [56].

5.5 What is the role of chance?

There is a great deal of noise and randomness in biological processes, particularly at the lower levels where molecules live in what has been labelled a ‘molecular storm’ [28]. The occurrence of this noise does not mean the outcome is random: rather, it provides an ensemble of variants that is the basis for selection of outcomes according to higher level selection criteria, thus creating order out of disorder, as in (18). Indeed, microbiology thrives on randomness [28] as does brain function [23, 48]. Statistical randomness between levels provides the material on which selection processes can operate. Quantum uncertainty might also play a role (this is unclear until we understand the nature of the quantum measurement problem).

6 Deductive causation

Deductive causation takes place when effects are the outcome of explicit logical processes, as contrasted to the biological cases discussed so far, where they are processes that are indeed carrying out logical operations but these are implicit rather than explicit. That is, deductive causation requires mental processes that explicitly consider logical inevitabilities or probabilities and decide outcomes on this basis, for example, “If I wait till 10am I will miss the bus, so I’d better leave now”.

This requires conscious intelligence,⁶ and certainly occurs in the case of humans. It may also occur to some degree in animals, but we will not enter that debate here: the essential point is that it does indeed occur in the real world, as evidenced by the existence of books, aircraft, digital computers, and all the other products of conscious design [25]. It is made possible by the existence of brains (at the macro scale) and their underlying biomolecules such as voltage gated ion channels (at the micro scale), as discussed in Section 4.

We look in Section 6.1 at deductive argumentation \mathcal{D} , whose truth is valid independent of contingent facts, in Section 6.2 at evidence based deduction \mathcal{DE} , where the addition of empirical data E leads to conclusions that follow from that evidence via logical deduction \mathcal{D} , and in Section 6.3 at deductively based predictions of outcomes \mathcal{DEO} , which are used to decide on best choices of actions \mathcal{DEOC} on the basis of logical predictions of outcomes O following from the data E together with choice criteria \mathcal{C} .

6.1 Deductive argumentation

Deductive argumentation can be definite or probabilistic. *Definite deductive arguments* deal with inevitable outcomes of abstract relationships between variables:⁷ thus⁸

$$\mathcal{D}: \text{ IF } T1(\mathbf{X}) \text{ THEN necessarily } T2(\mathbf{Z}), \quad (21)$$

where $T1(\mathbf{X})$ may involve logical operations AND, OR, NOT, and their combinations, or mathematical equalities or inequalities, or both logical and mathematical relations in any

⁶We note here that these processes can become automated after much practice so that they are intuitive rather than the result of directed mental effort. Nevertheless the nature of the causation is the same.

⁷We are not giving a formal definition of logic here, but rather a sketch of how it works.

⁸Strictly speaking, the word “necessarily” is superfluous. We add it for emphasis here and below. A similar remark applies to “probably” in (26) below.

combination. Thus one might have a conjunction of conditions

$$\mathcal{D}2 : \text{ IF } T1(\mathbf{X}) \text{ AND } T2(\mathbf{Y}), \text{ THEN necessarily } T3(\mathbf{Z}), \quad (22)$$

where \mathbf{X} , \mathbf{Y} and \mathbf{Z} may or may not be the same variables. These are of the same logical form as (5), but the key difference is that in that case, the context was the logic implicitly embodied in biological processes, whereas here the relations refer to explicit logical thought patterns. They may be realised at some moment in a brain, or written down on paper, or recorded in some other way (such as on a computer screen), but the patterns themselves are abstract relations with their own internal logic that is independent of whatever specific realisation may occur. Mathematical examples are the relations

$$\begin{aligned} &\text{ IF equations (2) and (3) hold, THEN wave solutions} \\ &\text{ of the form } u(x, t) = F(x - ct) + G(x + ct) \text{ exist} \end{aligned} \quad (23)$$

(which logical fact underlies the existence of radios, TV, cellphones, etc), and

$$\text{ IF equations } F = m \frac{dv}{dt} \text{ AND } F = -mg \text{ hold, THEN } x = x_0 + v_0 t - \frac{1}{2}gt^2 \quad (24)$$

(which mathematical relation happens to give a good description of a falling body). Logical examples are the relations

$$\text{ IF } \{A \Rightarrow B\} \text{ AND } \{B \Rightarrow C\} \text{ THEN } \{A \Rightarrow C\} \quad (25)$$

and the combinatorial rules of Boolean logic.⁹

Probabilistic logical arguments deal with likely outcomes on the basis of statistics: evidence, for example:

$$\text{ IF } T1(\mathbf{X}, \mathbf{P1}) \text{ AND } T2(\mathbf{Y}, \mathbf{P2}), \text{ THEN probably } T3(\mathbf{Z}, \mathbf{P3}), \quad (26)$$

where $T1(\mathbf{X}, \mathbf{P1})$ means $T1$ is valid with probability $P1$, and so on. A key example is Bayes' Theorem

$$\text{ IF } \{P(A) \text{ AND } P(B|A) \text{ AND } P(B)\} \text{ THEN } P(A|B) = \frac{P(B|A) P(A)}{P(B)}, \quad (27)$$

where $P(A)$ and $P(B)$ are the probabilities of observing events A and B independent of each other, $P(A|B)$ is the conditional probability of observing event A given that B is true, and $P(B|A)$ is the conditional probability of observing event B given that A is true. This relation, which is of the form (26), underlies animal and human learning

6.2 The link to data: evidence based deduction

It may well be that we know that the antecedents in some of these arguments are either true, or are highly probable, in which case we can move to evidence based deduction: (21) becomes

$$\mathcal{DE} : \text{ SINCE } T1(X) \text{ THEN necessarily } T2(Z), \quad (28)$$

where $T2(Z)$ necessarily follows from $T1(X)$, and we know $T1(X)$ to be true either because we have seen it to be true (there is a dog in the room), or it is common knowledge (England

⁹See <https://www.eduhk.hk/has/phys/de/de-ba.htm>

is near France), or it is an established scientific fact (DNA is a key molecule underlying genetic inheritance). For example

$$\begin{aligned} \text{SINCE } E = mc^2 \text{ THEN binding energy can be made available} \\ \text{via nuclear fusion of heavy atoms,} \end{aligned} \quad (29)$$

In other words, because we know special relativity is true, we know we can in principle make nuclear power stations and nuclear bombs. Thus reliable data (the experimental verification of the logically deduced relation $E = mc^2$) relates deductive argumentation to real world possibilities. Similarly a simplified version of (26) becomes

$$\text{SINCE } T1(\mathbf{X}, \mathbf{P1}) \text{ THEN probably } T2(\mathbf{Z}, \mathbf{P3}), \quad (30)$$

in the probabilistic case, for example

$$\text{SINCE it is Summer in Oxford THEN it will probably rain today.} \quad (31)$$

The deduction leads to the conclusion that a specific outcome is likely to actually occur.

6.3 Deductively based action

Following on (28) and (30), we can deductively determine that specific actions will inevitably or probably have specific outcomes:

$$DEO: \text{ SINCE } T1 \text{ is true THEN action A will lead to outcome O.} \quad (32)$$

This leads to the basis of deductive choice of best actions:

$$DEOC: \text{ WHEN } T1 \text{ is true THEN DO } A(V) \text{ to } \mathcal{C}\text{-optimise } T3 \quad (33)$$

where \mathcal{C} is a selection criterion for the best outcome $T3$, and $A(V)$ is some action chosen to alter $T3$ via a control variable V . An example is

$$\text{WHEN } \{X > X_0\} \text{ THEN } \{\text{set } V \text{ ON}\} \text{ ELSE } \{\text{set } V \text{ OFF}\} \quad (34)$$

which might be part of a computer program implementing feedback control (6) via the variable V .

When we carry out such deductive argumentation, the abstract logic of the argument \mathcal{D} (see (21)) is the causal element determining the nature of the resulting outcomes. The aircraft flies well because we have used explicit deductive mathematical logic \mathcal{D} , together with our knowledge of the laws of fluid dynamics $T1$, to optimize its design $T3$ by running computer aided design packages $A(V)$ representing the aircraft design via variables V . We call \mathcal{D} a ‘causal element’ because of the counter-factual argument [36] that if this abstract logic were different, the outcome would be different. The same applies to \mathcal{C} : if the decision criteria are changed the outcome changes, for example the wing design will be different if the plane is a fighter or an Airbus. This kind of argument is a key part of planning [19]. In practice the argument is always probabilistic because we can never be absolutely certain of the outcome, due to uncertainty concerning the contextual effects \mathcal{C} .

Overall, the import of this section is that

Deductive causation: *Logical deductions about scientific, engineering, and social issues can lead to action plans that are then causally effective in terms of altering the world. It is explicit abstract logic that guides and shapes what happens in highly productive ways [25] and hence may be said to be the central cause of what happens.*

This is all possible because of the properties of brains as prediction machines that are also able to make choices between alternatives. The logical operations of deduction \mathcal{D} and prediction \mathcal{DEO} take place at the psychological level [18], while being realised at the neural network level through spike chains, at the axon level through ion flows, and at the electronic level through electron movements. Each level does work appropriate to the logic at that level, but it is the high level deductive logic \mathcal{D} that determines what happens [18].

7 Conclusion: Key steps in emergence

How do goal-oriented systems and deductive systems arise out of the goal-free underlying physics? The main conclusion reached here is that

Protein structure forms the link between physics and biology at the micro scale, as discussed above, underlying emergence of macro-scale purposive entities when incorporated in complex networks. The proteins and the network must both be selected for through processes of adaptive selection.

We have used ion channels as our main example, because they underlie signal processing in the brain, but there are many other biomolecules that are used in interaction networks to carry out logical operations. In particular transcription factors binding to specific DNA sequences operating by the lock and key molecular recognition mechanism enable logical operations such as AND and NOT (Figure 2), as do the operation of synaptic thresholds associated with excitatory or inhibitory receptors in neurons.

7.1 Adaptation and plasticity

Life depends on adaptation to its environment. Adaptation takes place at all levels and timescales: evolutionary, developmental, and functional. Brain operations such as learning are context dependent and adaptive [5, 18]; so are operations of all physiological systems [39], and all molecular biology processes [22]. The brain plasticity at macrolevels that underlies our adaptive behaviour is enabled at micro levels by biomolecules acting as logical devices (5) choosing alternative outcomes on the basis of local and global variables. This is where the key difference from purely physically based interactions occurs. In biology, structure and function go hand in hand [13]; and this is in particular true in the relation between macro systems and their underlying molecular and cellular structure, which is a two-way process: influences are both bottom-up and top-down [18].

7.2 The nature of adaptation

The underlying physics enables adaptive selection processes to happen, but the physics does not by itself decide what will happen; this is driven by higher level needs (e.g. development of eyes, as discussed above). Adaptive selection is an emergent biological process. It acts at all levels: on groups, organisms, systems, cells, interaction networks, genes, and molecules [13]. It is based in physical processes, but is not itself a physical

law: it is an essentially biological effect. It is not directly implied by or deducible from the equations of the standard model of particle physics. In summary,

Physics underlies adaptive selection in that it allows the relevant biological mechanisms to work; but adaptive selection is not a physical law. It is an emergent biological process.

Adaptive selection could not take place without physics, but unlike physics is a purposeful process in that it has the logic of increasing fitness. It is irreversible, because species die out in order that others succeed, data is lost when files are deleted and overwritten, and so on; logically this is because it follows from (18) that

$$\{\hat{E}(X)\} \text{ does not determine } \{E(X)\}, \quad (35)$$

so information $\Delta E(X) := \{E(X)\} - \{\hat{E}(X)\}$ is lost in the selection process, unless $\{E(X)\} = \{\hat{E}(X)\}$ (but knowing $\{\hat{E}(X)\}$ does not tell you if this was the case or not). This selection process is influenced at higher levels of development by social and psychological influences that crucially shape outcomes [25], for example through the development of the language capacity that distinguishes us from the great apes: this symbolic capacity enhances survival because it enables the development of technology [12, 25].

Adaptive selection is not the same as energy minimisation, although that will play an important part in determining what can happen (and indeed the outcome of some adaptive processes might well be to lead to energy minimisation in cellular or systems processes), nor is it entropy maximisation. It will in general produce broader outcomes than energy use optimisation, related to survival and adaptation to the environment, such as existence of a brain capable of predictive argument and action control. But a brain consumes a large amount of energy: it is an expensive development, its existence cannot arise simply out of energy minimisation, but rather out of playing a key role in survival prospects. Adaptive selection is a central feature of living systems at all levels of the hierarchy of biological emergence above and including the level of biomolecules, which cannot be deduced by statistical physics methods [43], nor by a consideration of force laws such as (2-4), or from the standard model of particle physics. It is not implied by physics, which has no concept of survival of a living being (or for that matter, of a living being), but is enabled by it. It is not time symmetric (see(35)), despite the fact that the underlying relevant fundamental physics is time symmetric (apart from the quantum measurement process [17]).

The key thing that enabled this all to happen was the origin of life, when adaptive evolutionary processes came into being. We still do not know how that happened.

7.3 The major distinctions

The major difference between physics and life has been characterised above as due to the difference between the logic of physical causation (1) and that of biological causation (5), with particularly important kinds of causation distinguishing life from inanimate matter being feedback control (6) and adaptation (17). A higher form of causation occurs in intelligent life, when deductively based action (33) occurs. This progression of emergence is illustrated in Table 1.

Causation	Agency	Outcome	Reference
Physical	Physical laws	Determinist	Eqn.(1)
Biological	Goal-seeking, Selection	Adaptive	Eqns.(6,17)
Deductive	Logical argument	Planned outcomes	Eqn.(33)

Table 1: *The three major forms of causation: physical, biological, and deductive,¹⁰ each relying on the previous one to enable its emergence.*

Thus a key difference between emergent entities is whether they include logically based branching in their dynamics (5), such homesostasis (6) and adaptive selection (17), which characterise all life from cells to organisms to groups to ecosystems [18], or not, in which case they are inanimate systems. Hence there is a major difference between these two kinds of emergence out of the same basic physical elements. However a third kind of emergence is crucially different: that is when intelligence emerges, enabling deductive logic *per se* to have causal powers, as in (33); this emergence is a major transition in evolution [53]. We can characterise intelligent organisms as those that are engaged in deductive causation, which enables them to transcend the physical limitations of their bodies through the power of abstract thought, prediction, and planning, that enables technology to develop. It is this kind of causation (made possible by symbolic systems such as language and mathematics) that underlies the rise of civilisation and the domination of humans over the planet [12, 25].

Note that we are able to say this without having to make any specific comments on the relation between the brain and consciousness. What is indisputable is that deductive causation does indeed take place in the real world, as demonstrated by many examples (such as the existence of aircraft and computers), and is crucially different than the kind of causation characteristic of physics (Section 2), although it is enabled by that kind of causation (which allows the brain to function as it does [51, 32]).

Acknowledgement: We thank Jannie Hofmeyr for helpful comments.

¹⁰These differences are related to the different kinds of Aristotelian causality, see [30] for a discussion. We will not pursue that issue here.

Appendix: Technical notes

1. This essay is a companion to a paper with Philippe Binder on the relation between computation and physical laws [8].
2. In parallel to the discussion here, digital computers also show a high degree of logical complexity based in the logical capacities built into low level devices (transistors) that are combined so as to create logic gates underlying a tower of virtual machines (see [18]). It is these specific physical micro-structures, in this case products of logical analysis by the human mind, that enable the underlying physical laws to generate logical behaviour. Given this physical structure, computer programs specify the abstract logic that will be carried out in a particular application, e.g. word processing or image editing. The same physically based microstructure can carry out any logical operations specified [18].
3. The existence of bio-molecules is enabled by covalent bonds, hydrogen bonds, and van der Waals forces [60]. All are based in quantum physics and the electromagnetic interaction (2-4).
4. Multiple realisation of higher level functions and processes at lower levels is a key feature in the emergence of complexity such as life. The key analytic idea is that of identifying functional equivalence classes [2, 18]: each equivalence class is a set of lower level properties that all correspond to the same higher level structure or function. This degeneracy occurs in the way developmental systems are related to the genome: a vast number of different genomes (a *genotype network*) can create the same phenotype [59]; any one of them can be selected for and will do the job needed. This huge degeneracy solves the problem of how biologically effective alternatives can be explored in the time available since the start of life, as explained by Wagner [59] in his important book. These are what get selected for when adaptation takes place; and it is the huge size of these equivalence classes that enables adaptive selection to search out the needed biomolecules in the time available since the origin of life [59]. Whenever you can identify existence of such functional equivalence classes, that is an indication that top-down causation is taking place: see Auletta et al. [6].
5. In the case of a complex logical system, you do not get the higher level behaviour by coarse graining, as in the case of statistical physics [43]. You get it by black boxing and logical combination, involving information hiding and abstraction to characterize the exterior behaviour of a module, see Ross Ashby's book *An Introduction to Cybernetics* [5], and Giulio Tononi *et al*'s work on Integrated Information Theory [41]. This is particularly clear in the case of digital computer systems, with their explicit apparatus of abstraction, information hiding, and carefully specified module interfaces, see Grady Booch's book *Object Oriented Analysis* [11].

References

- [1] J Adler and, W-W Tso (1974) “ ‘Decision’-Making in Bacteria: Chemotactic Response of *Escherichia coli* to Conflicting Stimuli” *Science* **184**:1292-1294
- [2] B Alberts, A Johnson, J Lewis, M Raff, K Roberts, and P Walter (2007) *Molecular Biology of the Cell* (Garland Science)
- [3] V.I. Arnol’d (1989) *Mathematical Methods of Classical Mechanics* (Springer)
- [4] W R Ashby (1956) *An Introduction to Cybernetics* (Chapman and Hall, London)
<http://pespmc1.vub.ac.be/ASHBOOK.html>
- [5] W R Ashby (1960) *Design for a Brain: The origin of adaptive behaviour* (Springer)
<https://link.springer.com/download/epub/10.1007/978-94-015-1320-3.epub>
- [6] G. Auletta, G. Ellis, and L. Jaeger (2008) “Top-Down Causation: From a Philosophical Problem to a Scientific Research Program” *J R Soc Interface B*: 1159-1172.
- [7] M Barbieri (2003) *The organic codes: an introduction to semantic biology*. (Cambridge University Press, Cambridge).
- [8] P M Binder and G F R Ellis (2016) “Nature, computation and complexity” *Physica Scripta* **91**:064004.
- [9] J Binney, S Tremaine (2008) *Galactic Dynamics* (Princeton)
- [10] S J Blundell and K M Katherine Blundell (2008) *Concepts in Thermal Physics* (Oxford University Press)
- [11] G Booch (1994) *Object Oriented Analysis and Design with Applications* (New York: Addison Wesley).
- [12] J Bronowski (1973) *The Ascent of Man* (BBC, London)
- [13] N A Campbell and J B Reece (2005) *Biology* (San Francisco: Benjamin Cummings).
- [14] W A Catterall (2000) “From Ionic Currents to Molecular Mechanisms: The Structure and Function of Voltage-Gated Sodium Channels” *Neuron* **26**:13-25.
- [15] M J. Denton, C J. Marshall, and M Legge (2002) “The Protein Folds as Platonic Forms: New Support for the Pre-Darwinian Conception of Evolution by Natural Law”. *J. theor. Biol.* **219**:325?342. ”
- [16] J J Di Stefano, A R Stubberud, and I J Williams (1967) *Schaum’s Outline of Theory and Problems of Feedback and Control Systems* (McGraw-Hill)
- [17] G F R Ellis (2012) “On the limits of quantum theory: contextuality and the quantum-classical cut” *Annals of Physics* **327**:1890-1932 [Arxiv preprint 1108.5261]
- [18] G F R Ellis (2016) *How Can Physics Underlie the Mind? Top-Down Causation in the Human Context* (Springer) [web page]
- [19] K Epstude and N J Roese (2008) “The Functional Theory of Counterfactual Thinking” *Pers Soc Psychol Rev.* **12**: 168?192.

- [20] K J Friston and K E Stephan (2007) "Free-energy and the brain" *Synthese* **159**:417-458.
- [21] S F Gilbert (2006) *Developmental Biology* (Sinauer)
- [22] S F Gilbert and D Epel (2009) *Ecological Developmental Biology* (Sinauer)
- [23] P W Glimcher (2005) "Indeterminacy in brain and behaviour" *Ann Rev Psychol* **56**:25-56.
- [24] A Goelzer et al (2008) "Reconstruction and analysis of the genetic and metabolic regulatory networks of the central metabolism of *Bacillus subtilis*" *BMC Systems Biology* **2**:20. available here.
- [25] T Harford (2017) *Fift Things That Made the Modern Economy* (Little Brown)
- [26] L H Hartwell, J J Hopfield, S Leibler and A W Murray (1999) "From molecular to modular cell biology" *Nature* **402** Supplement: C47-C52, pdf here.
- [27] A L Hodgkin and A F Huxley (1952) "A quantitative description of membrane current and its application to conduction and excitation in nerve" *The Journal of Physiology* **117**: 500-544.
- [28] P M Hoffmann (2012) *Life's Ratchets: How Molecular Machines Extract Order from Chaos* (Basic Books, New York)
- [29] J-H S Hofmeyr (2017) "Basic Biological Anticipation" In R. Poli (ed.), *Handbook of Anticipation* (Springer International Publishing AG)
- [30] J-H S Hofmeyr (2017) "Causation, Constructors and Codes" To appear, Elsevier <https://doi.org/10.1016/j.biosystems.2017.09.008>
- [31] K A Janes and M B Yaffe (2006) "Data-driven modelling of signal-transduction networks" *Nature Reviews Molecular Cell Biology* **7**:820-828.
- [32] E Kandel, J H Schwartz, T M Jessell, S A Siegelbaum, and A J Hudspeth (2013) *Principles of Neural Science* (McGraw Hill Professional).
- [33] H Krebs (1953) "The Citric Acid Cycle" Nobel Lecture, December 11, 1953
- [34] K L Magleby (2017) "Structural biology: Ion-channel mechanisms revealed" *Nature* **541**:33-34.
- [35] S M McNew, Daniel Beck, I Sadler-Riggelman, S A Knutie, J A H Koop, D H Clayton, and M K Skinner (2017) "Epigenetic variation between urban and rural populations of Darwin's finches" *BMC Evolutionary Biology* **17**:183
- [36] P Menzies (2014) "Counterfactual Theories of Causation", *The Stanford Encyclopedia of Philosophy* (Spring 2014 Edition), Edward N. Zalta (ed.), URL = <https://plato.stanford.edu/archives/spr2014/entries/causation-counterfactual/>.
- [37] E J Nestler, S E Hyman, and D M Holtzman (2015). *Molecular Neuropharmacology: A Foundation for Clinical Neuroscience*. 3rd ed. (New York: McGraw-Hill).
- [38] D Noble (2011) "Neo-Darwinism, the Modern Synthesis and Selfish Genes: Are They of Use in Physiology?" *The Journal of Physiology* **589**: 1007-015.

- [39] D Noble (2012) “A theory of biological relativity: no privileged level of causation” *Interface Focus* **2**:55-64.
- [40] D Noble (2016) *Dance to the Tune of Life: Biological Relativity* (Cambridge University Press).
- [41] M Oizumi, L Albantakis, and G Tononi (2014) “From the Phenomenology to the Mechanisms of Consciousness: Integrated Information Theory 3.0” *PLOS Computational Biology* **10**: e1003588
- [42] S Oyama, P E Griffiths, and R D Gray (2001) *Cycles of Contingency: Developmental Systems and Evolution* (Cambridge Mass: MIT Press)
- [43] O Penrose (1979) “Foundations of statistical mechanics” *Reports on Progress in Physics* **42**:1937-2006.
- [44] G A Petsko and D Ringe (2009) *Protein Structure and Function* (Oxford: Oxford University Press)
- [45] M Pigliucci and G B Müller (2000) *Evolution - the Extended Synthesis* (Cambridge Mass: MIT Press)
- [46] R Rhoades and R Pflanzner (1989) *Human physiology* (Fort Worth: Saunders College Publishing).
- [47] J Riley, U Greggers, A Smith, D Reynolds, and R Menzel (2005) “The flight paths of honeybees recruited by the waggle dance” *Nature* **435**: 205?207.
- [48] E T Rolls and G Deco (2010) *The Noisy Brain: Stochastic Dynamics as a Principle of Brain Function* (Oxford University Press, Oxford)
- [49] T Sakai and K Haga (2012) “Molecular Genetic Analysis of Phototropism in Arabidopsis” *Plant Cell Physiol* **53**: 1517-1534.
- [50] W. Shockley (1949) “The Theory of p-n Junctions in Semiconductors and p-n Junction Transistors” *Bell Labs Technical Journal* **28**:435-489.
- [51] A Scott (1995) *Stairway to the Mind The Controversial New Science of Consciousness* (Springer)
- [52] J V Stone (2015) *Information Theory: A Tutorial Introduction* (Sebtel Press).
- [53] J Maynard Smith and E Szathmáry (1995) *The Major Transitions in Evolution*. (Oxford: Oxford University Press).
- [54] L G Taff (1985) *Celestial mechanics: A computational guide for the practitioner* (New York, Wiley-Interscience)
- [55] A S Tanenbaum (2006) *Structured Computer Organisation* (Englewood Cliffs: Prentice Hall).
- [56] I Tëmkin and N Eldredge (2015) “Networks and Hierarchies: Approaching Complexity in Evolutionary Theory”. In *Macroevolution*, Ed. E Serrelli and N Gontier (eds.) (Springer).

- [57] H C Von Baeyer (1998) *Maxwell's Demon:: Why Warmth Disperses and Time Passes* (Random House)
- [58] A Wagner (2011) *The origins of evolutionary innovations* (Oxford: Oxford University Press)
- [59] A Wagner (2017) *Arrival of the Fittest* (Penguin Random House)
- [60] J D Watson , S P Bell, A Gann, M Levine, R Losick and T A Baker (2013) *Molecular Biology of the Gene* (Pearson)
- [61] P A Weiss (1978) *The Science of Life: The Living System - A System for Living*. Mount Kisco, NY, Futura Pub. Co.).
- [62] L Wolpert (2002) *Principles of Development* (Oxford University Press)
- [63] L A Zadeh (1973) "Outline of a New Approach to the Analysis of Complex Systems and Decision Processes" *IEEE Transactions on Systems, Man, and Cybernetics* (SMC-3, Issue: 1, Jan. 1973): 28 - 44.