

Efficient means of Achieving Composability using Object based Conflicts on Transactional Memory*

Sathya Peri, Ajay Singh and Archit Somani[†]

Department of Computer Science & Engineering, IIT Hyderabad, India
(sathya_p, cs15mtech01001, cs15resch01001)@iith.ac.in

Abstract

Composing together the individual atomic methods of concurrent data-structures (*cds*) pose multiple design and consistency challenges. In this context composition provided by transactions in software transaction memory (STM) can be handy. However, most of the STMs offer read/write primitives to access shared *cds*. These read/write primitives result in unnecessary aborts. Instead, semantically rich higher-level methods of the underlying *cds* like lookup, insert or delete (in case of `hash-table` or lists) aid in ignoring unimportant lower level read/write conflicts and allow better concurrency.

In this paper, we adapt transaction tree model in databases to propose OSTM which enables efficient composition in *cds*. We extend the traditional notion of conflicts and legality to higher level methods of *cds* using STMs and lay down detailed correctness proof to show that it is co-opaque. We implement OSTM with concurrent closed addressed `hash-table` (*HT-OSTM*) and list (*list-OSTM*) which exports the higher-level operations as transaction interface.

In our experiments with varying workloads and randomly generated transaction operations, *HT-OSTM* shows speedup of 3 to 6 times and w.r.t aborts *HT-OSTM* is 3 to 7 times better than ESTM and read/write based STM, respectively. Where as, *list-OSTM* outperforms state of the art lock-free transactional list, NOrec STM list and boosted list by 30% to 80% across all workloads and scenarios. Further, *list-OSTM* incurred negligible aborts in comparison to other techniques considered in the paper.

1 Introduction

Software Transaction Memory Systems (*STMs*) are a convenient programming interface for a programmer to access shared memory without worrying about concurrency issues [10, 17] and are natural choice for achieving composability [6].

Most of the *STMs* proposed in the literature are specifically based on read/write primitive operations (or methods) on memory buffers (or memory registers). These *STMs* typically export the

*A preliminary version of this work was accepted in AADDA 2018 as work in progress.

[†] Author sequence follows lexical order of last names.

following methods: t_begin which begins a transaction, t_read which reads from a buffer, t_write which writes onto a buffer, $tryC$ which validates the operations of the transaction and tries to commit. We refer to these as *Read-Write STMs* or *RWSTMs*. As a part of the validation, the STMs typically check for *conflicts* among the operations. Two operations are said to be conflicting if at least one of them is a write (or update) operation. Normally, the order of two conflicting operations cannot be commuted. On the other hand, *Object STMs* or *OSTM* operate on higher level objects rather than read & write operations on memory locations. They include more semantically rich operations such as enq/deq on queue objects, push/pop on stack objects and insert/lookup/delete on sets, trees or `hash-table` objects depending upon the underlying data structure used to implement OSTM.

It was shown in databases that object-level systems provide greater concurrency than read/write systems [19, Chap 6]. Along the same lines, we propose a model to achieve composability with greater concurrency for *STMs* by considering higher-level objects which leverage the richer semantics of object level methods. We motivate this with an interesting example.

Consider an *OSTM* operating on the `hash-table` object called as *Hash-table Object STM* or *HT-OSTM* which exports the following methods - STM_begin : which begins a transaction (same as in *RWSTMs*); STM_insert which inserts a value for a given key; STM_delete which deletes the value associated with the given key; STM_lookup which looks up the value associated with the given key and STM_tryC which validates the operations of the transaction.

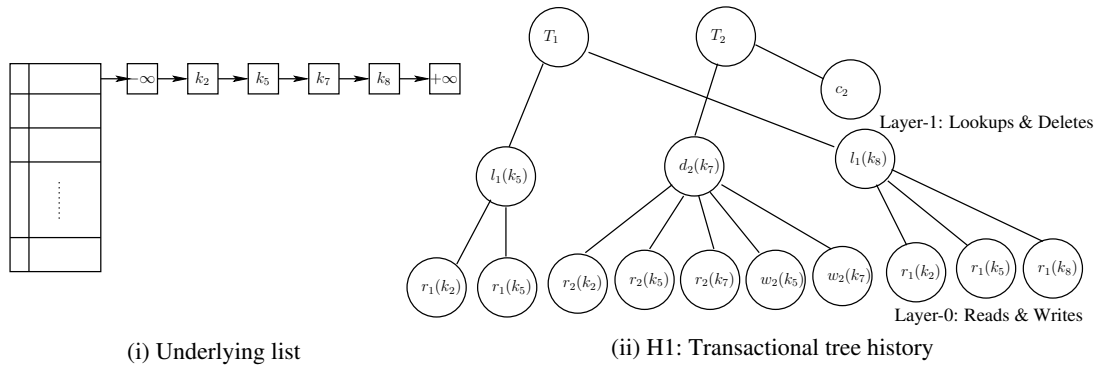


Figure 1: Motivational example for OSTMs

A simple way to implement the concurrent *HT-OSTM* is using a list (a single bucket) where each element of the list stores the $\langle \text{key}, \text{value} \rangle$ pair. The elements of the list are sorted by their keys similar to the set implementations discussed in [9, Chap 9]. It can be seen that the underlying list is a concurrent data-structure manipulated by multiple transactions. So, we may use the lazy-list based concurrent set [8] to implement the operations of the list denoted as: $list_insert$, $list_del$ and $list_lookup$. Thus, when a transaction invokes STM_insert , STM_delete and STM_lookup methods, the STM internally invokes the $list_insert$, $list_del$ and $list_lookup$ methods respectively.

Consider an instance of list in which the nodes with keys $\langle k_2, k_5, k_7, k_8 \rangle$ are present in the `hash-table` as shown in Figure 1(i) and transactions T_1 and T_2 are concurrently executing $STM_lookup_1(k_5)$ (shortened as l_1), $STM_delete_2(k_7)$ (shortened as d_2) and $STM_lookup_1(k_8)$ as shown in Figure 1(ii). In this setting, suppose a transaction T_1 of *HT-OSTM* invokes methods STM_lookup

on the keys k_5, k_8 . This would internally cause the *HT-OSTM* to invoke *list_lookup* method on keys $\langle k_2, k_5 \rangle$ and $\langle k_2, k_5, k_7, k_8 \rangle$ respectively.

Concurrently, suppose transaction T_2 invokes the method *STM_delete* on key k_7 between the two *STM_lookups* of T_1 . This would cause, *HT-OSTM* to invoke *list_del* method of list on k_7 . Since, we are using lazy-list approach on the underlying list, *list_del* involves pointing the next field of element k_5 to k_8 and marking element k_7 as deleted. Thus *list_del* of k_7 would execute the following sequence of read/write level operations- $r(k_2)r(k_5)r(k_7)w(k_5)w(k_7)$ where $r(k_5), w(k_5)$ denote read & write on the element k_5 with some value respectively. The execution of *HT-OSTM* denoted as a *history* can be represented as a transactional forest as shown in Figure 1(ii). Here the execution of each transaction is a tree.

In this execution, we denote the read/write operations (leaves) as layer-0 and *STM_lookup*, *STM_delete* methods as layer-1. Consider the history (execution) at layer-0 (while ignoring higher-level operations), denoted as $H0$. It can be verified this history is not opaque [4]. This is because between the two reads of k_5 by T_1, T_2 writes to k_5 . It can be seen that if history $H0$ is input to a *RWSTMs* one of the transactions among T_1 & T_2 would be aborted to ensure correctness (in this case opacity [4]). On the other hand consider the history $H1$ at layer-1 consisting of *STM_lookup*, *STM_delete* methods while ignoring the underlying read/write operations. We ignore the underlying read & write operations since they do not overlap (referred to as pruning in [19, Chap 6]). Since these methods operate on different keys, they are not conflicting and can be re-ordered either way. Thus, we get that $H1$ is opaque [4] with T_1T_2 (or T_2T_1) being an equivalent serial history.

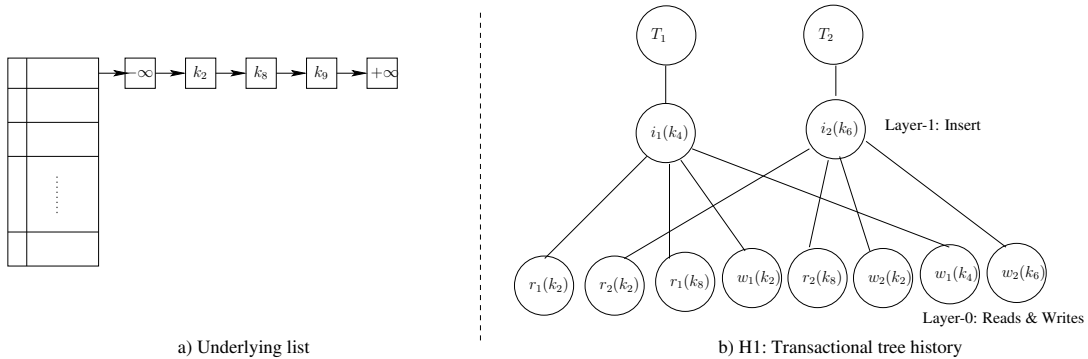


Figure 2: Not linearizable at layer-0 due to cyclic conflicts $r_2(k_2)w_1(k_2)w_2(k_2)$. Thus, lower level can not be isolated which causes no particular order at layer-1.

The important idea in the above argument is that some conflicts at lower-level operations do not matter at higher level operations. Thus, such lower level conflicting operations may be ignored as shown in Figure 1. Harris et al. referred to it as *benign-conflicts* [5]. On the other hand, Figure 2 shows that some lower level conflicts do matter at higher level. With object level modeling of histories, we get a higher number of acceptable schedules than read/write model. The history, $H1$ in Figure 1(ii) clearly shows the advantage of considering STMs with higher level *STM_insert*, *STM_delete* and *STM_lookup* operations.

The atomic property of transactions helps to correctly compose together several different individ-

ual operations. The above examples demonstrate that the concurrency in such STM can be enhanced by considering the object level semantics. To achieve this, in this paper:

- (a) We propose a generic framework for composing higher level objects based on the notion of conflicts for objects in databases [19, Chap 6].
- (b) For correctness our framework we consider, opacity [4] a popular correctness-criterion for STMs which is different from serializability commonly used in databases. It can be proved that verifying the membership of opacity similar to view-serializability is NP-Complete [16]. Hence, using conflicts we develop a subclass of opacity- *conflict opacity* or *co-opacity* for objects. We then develop polynomial time graph characterization for co-opacity based on conflict-graph acyclicity. The proposed correctness-criterion, co-opacity is similar to the notion of conflict-opacity developed for *RWSTMs* by Kuznetsov & Peri [13].
- (c) To show the efficacy of this framework, we develop *HT-OSTM* based on the idea of *basic timestamp order (BTO)* scheduler developed in databases [19, Chap 4]. For showing correctness of *HT-OSTM*, we show that all the methods are linearizable while the transactions are *co-opaque* by showing that the corresponding conflict graph is acyclic. Although we have considered *HT-OSTM* here, we believe that this notion of conflicts can be extended to other high-level objects such as Stacks, Queues, Tries etc.

A simple modification of *HT-OSTM* gives us a concurrent list based STM or *list-OSTM*. Finally, we compared the performance of *HT-OSTM* against a `hash-table` application built using *RWSTMs*: *ESTM* [2] and *BTO* [18, 19]. The *list-OSTM* is compared with lock-free transactional list [20], *NOrec* based *RSTM* list [1] and boosting list [11]. The results show that *HT-OSTM* and *list-OSTM* reduces the number of aborts to minimal and show significant performance gain in comparison to other techniques.

Roadmap. We explain the system model in Section 3. In Section 4, we build the notion of legality, conflicts to describe opacity, co-opacity and the graph characterization. Based on the model we demonstrate the *HT-OSTM* design in Section 5. In Section 6, Section 7 and Section 8 we define *HT-OSTM* pseudocode, optimizations and proof sketch of *HT-OSTM*, respectively. In Section 9 we show the evaluation results. Finally, we conclude in Section 10.

2 Related Work

Our work differs from databases model in with regard to correctness-criterion used for safety. While databases consider CSR. We consider linearizability to prove the correctness of the methods of the transactions and opacity to show the correctness of the transactions. Earliest work of using the semantics of concurrent data structures for object level granularity include that of open nested transactions [15] and transaction boosting of Herlihy et al. [11] which is based on serializability(strict or commit order serializability) of generated schedules as correctness criteria. Herlihy’s model is pessimistic and uses undo logs for rollback. Our model is more optimistic in that sense and the underlying data structure is updated only after there is a guarantee that there is no inconsistency due

to concurrency. Thus, we do not need to do rollbacks which keeps the log overhead minimal. This also solves the problem of irrevocable operations being executed during a transaction which might abort later otherwise.

Hassan et al. [7] have proposed Optimistic Transactional Boosting (OTB) that extends original transactional boosting methodology by optimizing and making it more adaptable to STMs. They further have implemented OTB on set data structure using lazy-linked list [7]. Although there seem similarities between their work and our implementation, we differ w.r.t the correctness-criterion which is co-opacity a subclass of opacity [13] in our case. Furthermore, we also differ in the development of the conflict-based theoretical framework which can be adapted to build other object based STMs.

Transactional boosting idea of Herlihy et. al [11] tries to utilize the object level semantics of linearizable datastructures. They assume *cds* to be blackbox and try to transactify the base object(underlying datastructure); We in turn, consider the lower level operations (level-0) which aids to introduce *cds* specific optimizations. Herlihy claims to differ from open nested transactions by providing a precise methodology and characterization of the mechanism. However, they maintain a log of each operation's inverse, which needs to execute once a transaction aborts. This incurs additional computational and memory cost. Moreover, many data structures do not provide reverse operations (for example, priority queue). The proposed *HT-OSTM* do not need reverse operation as we follow deferred update augmented with optimism of time-order based validation. Moreover, transactional boosting is based on serializability(strict or commit order serializability) of generated schedules as correctness criteria. Herlihy's model is pessimistic and uses undo logs for rollback. Our model is more optimistic in that sense and underlying data structure is updated only after there is a guarantee that there is no inconsistency due to concurrency. Thus, we do not need to do rollbacks which keeps the log overhead minimal. This also solves the problem of irrevocable operations being executed during a transaction which might abort later otherwise.

Zhang et al. [20] recently propose a method to transform lockfree *cds* to transactional lockfree linked *cds* and base the correctness on *strict serializability*. The transactions are synchronized using CAS and they compare their work against STM based approaches. Our evaluation shows that *list-OSTM* implementation comprehensibly beats Zhang's transactional lock free list data structure.

Fraser et. al. [3] proposed OSTM based on shadow copy mechanism, which involves a level of indirection to access the shared objects through *OSTMOpenForReading* and *OSTMOpenForWriting* as exported methods. Contrary to it, our OSTM model exports the higher object level methods like *STM_lookup()*, *STM_insert()* and *STM_delete()* while hiding the internal read and write lower level primitives. So, it seems that using the Fraser OSTM one can write the higher level methods transactionally using its read/write methods. For example, one may implement a *lookup* on the underlying list object using its transactional interface. But we differ here because we allow such multiple higher level operations to be grouped together atomically without requiring user to implement them explicitly. The exported methods in Fraser et.al's OSTM may allow *OSTMOpenForReading* to see the inconsistent state of the shared objects but our OSTM model precludes this possibility by validating the access during execution of *rv_method* (i.e. the methods which do not modify the underlying objects and only return some value by performing a search on them).Fraser's OSTM uses the transaction descriptors which stores the previous and new copies of the shared objects increasing

the memory requirement to maintain the meta data. We, on the other hand, maintain a single copy of the underlying shared object and the meta information is augmented within each shared object. For example, in case of a list, each node is a shared object. Here we augment each shared node with the meta data (in our case the time-stamp of access by the other transactions) along with a unique *key* and the *value* pair (value may store any complex data type of any type). Thus, we can say our motivation and implementation is different from Fraser OSTM [3] and only the name happens to coincide.

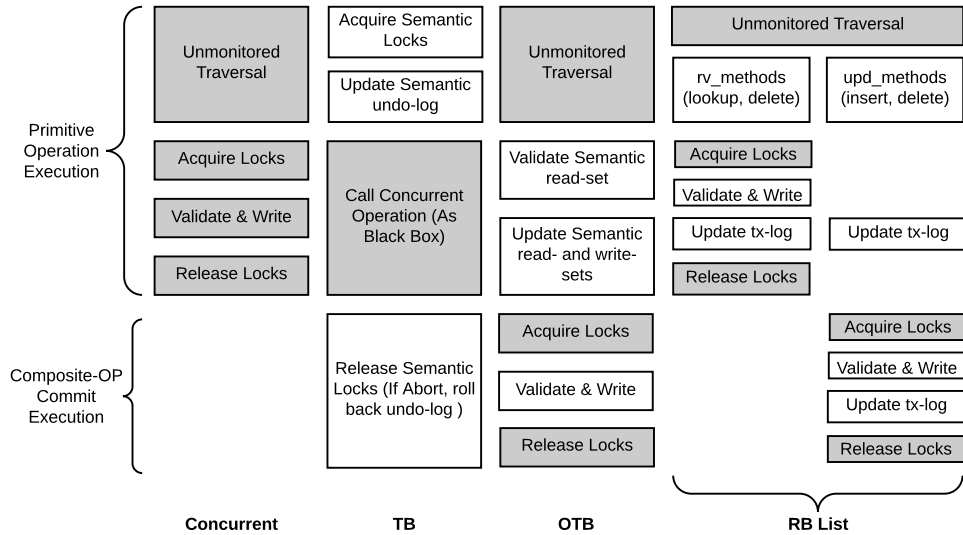


Figure 3: *HT-OSTM* design comparison against state of art techniques.

Figure 3 compares the execution flow of normal concurrent data structure, boosted data structure, optimistically boosted data structure and the *HT-OSTM*.

3 Building System Model

In this paper, we assume that our system consists of finite set of P processors, accessed by a finite number of n threads that run in a completely asynchronous manner and communicate using shared objects. The threads communicate with each other by invoking higher-level methods on the shared objects and getting corresponding responses. Consequently, we make no assumption about the relative speeds of the threads. We also assume that none of these processors and threads fail or crash abruptly.

Events: We assume that the threads execute atomic *events*. We assume that these events by different threads are (1) read/write on shared/local memory objects, (2) method invocations (or *inv*) event & responses (or *rsp*) event on higher level shared-memory objects.

Global States: We define the *global state* or *state* of the system as the collection of local and shared variables across all the threads in the system. The system starts with an initial global state. We assume that all the events executed by different threads are totally ordered. Each update event transitions the global state of the system leading to a new global state.

Methods: The n processes access a collection of *transaction objects* via atomic *transactions* supported by a OSTM. Each transaction has a unique identifier typically denoted as T_i . Within a transaction, a process can invoke transactional methods on a *hash-table* transaction object. A `hash-table(ht)` consists of multiple key-value pairs of the form $\langle k, v \rangle$. The keys and values are respectively from sets \mathcal{K} and \mathcal{V} . The methods that a transaction T_i can invoke are: (1) $STM_insert_i(ht, k, v)$: this method inserts the pair $\langle k, v \rangle$ into object ht and return ok . If ht already has a pair $\langle k, v' \rangle$ then v' gets replaced with v . (2) $STM_delete_i(ht, k, v)$: if ht has a $\langle k, v \rangle$ pair then this operation deletes the pair and returns v . If no such $\langle k, v \rangle$ pair is present in ht , then the operation returns nil . (3) $STM_lookup_i(ht, k, v)$: if ht has a $\langle k, v \rangle$ pair then this operation returns v . If no such $\langle k, v \rangle$ pair is present in ht , then the method returns nil . It can be seen that STM_lookup is similar to STM_delete .

For simplicity, we assume that all the values inserted by transactions through STM_insert method are unique. We denote STM_insert and STM_delete as *update methods* since both these change the underlying data-structure. We denote STM_delete and STM_lookup as *return-value methods or rv_methods* as these return values which are different from ok .

In addition to these return values, each of these methods can always return an abort value \mathcal{A} which implies that the transaction T_i is aborted. A method m_i returns \mathcal{A} if m_i along with all the methods of T_i executed so far are not consistent (w.r.t correctness-criterion which is formally defined later).

The *HT-OSTM* supports two other methods: (4) $tryC_i$: this method tries to validate all the operations of the T_i . *HT-OSTM* returns ok if T_i is successfully committed. Otherwise, *HT-OSTM* returns \mathcal{A} implying abort. This method is invoked by a process after completing all its transactional operations. (5) $tryA_i$: this method returns \mathcal{A} and *HT-OSTM* aborts T_i .

When any method of T_i returns \mathcal{A} , we denote that method as well as T_i as aborted. We assume that a process does not invoke any other operations of a transaction T_i , once it has been aborted. We denote a method which does not return \mathcal{A} as *unaborted*.

Having described about methods of a transaction, we describe about the events invoked by these methods. We assume that each method consists of a *inv* and *rsp* event. Specifically, the *inv* & *rsp* events of the methods of a transaction T_i are: (1) $STM_insert_i(ht, k, v)$: $inv(STM_insert_i(ht, k, v))$ and $rsp(STM_insert_i(ht, k, v, ok/\mathcal{A}))$. (2) $STM_delete_i(ht, k, v)$: $inv(STM_delete_i(ht, k, v))$ and $rsp(STM_delete_i(h, k, v/nil/\mathcal{A}))$. (3) $STM_lookup_i(h, k, v)$: $inv(STM_lookup_i(h, k, v))$ and $rsp(STM_lookup_i(h, k, v/nil/\mathcal{A}))$. (4) $tryC_i$: $inv(tryC_i())$ and $rsp(tryC_i(ok/\mathcal{A}))$. (5) $tryA_i$: $inv(tryA_i())$ and $rsp(tryA_i(\mathcal{A}))$.

For clarity, we have included all the parameters of *inv* event in *rsp* event as well. In addition to these, each method invokes read/write primitives (operations) of T_i are represented as: $r_i(x, v)$ implying that T_i reads value v for x ; $w_i(x, v)$ implying that T_i writes value v onto x . Depending on the context, we ignore some of the parameters of the transactional methods and read/write primitives. We assume that the first event of a method is *inv* and the last event is *rsp*.

Formally, we denote a method m by the tuple $\langle evts(m), <_m \rangle$. Here, $evts(m)$ are all the events invoked by m and the $<_m$ a total order among these events. For instance, the method $l_{11}(k_5)$ of Figure 4 is represented as: $inv(l_{11}(h, k_5)) r_{111}(k_2, o_2) r_{112}(k_5, o_5) rsp(l_{11}(h, k_5, o_5))$. In our representation, we abbreviate STM_insert as i , STM_delete as d and STM_lookup as l . From our

assumption, we get that for any read/write primitive rw of m , $\text{inv}(m) <_m rw <_m \text{rsp}(m)$.

Transactions: Following the notations used in database multi-level transactions [19], we model a transaction as a two-level tree. Figure 4 shows a tree execution of a transaction T_1 . The leaves of the tree denoted as *layer-0* consist of read, write primitives on atomic objects. Hence, they are atomic. For simplicity, we have ignored the *inv* & *rsp* events in level-0 of the tree. *Level-1* of the tree consists of methods invoked by transaction. In the transaction shown in Figure 4, level-1 consists of *STM_lookup* and *STM_delete* methods operating on the lazyrb-list as also shown in Figure 1(i).

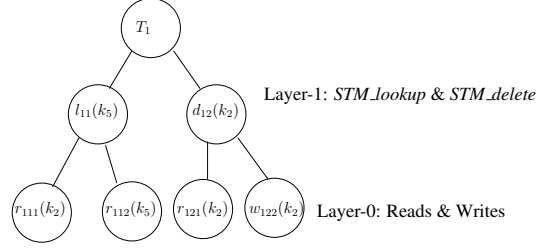


Figure 4: T_1 : A sample transaction on lazyrb-list (of Figure 1(i)) representing a hash-table object.

Thus a transaction is a tree whose nodes are methods and leaves are events. Having informally explained a transaction, we formally define a transaction T as the tuple $\langle \text{evts}(T), <_T \rangle$. Here $\text{evts}(T)$ are all the read/write events (primitives) at level-0 of the transaction. $<_T$ is a total order among all the events of the transaction. For instance, the transaction T_1 of Figure 4 is: $\text{inv}(l_{11}(ht, k_5)) r_{111}(k_2, o_2) r_{112}(k_5, o_5) \text{rsp}(l_{11}(ht, k_5, o_5)) \text{inv}(d_{12}(ht, k_2)) r_{121}(k_2, o_2) w_{122}(k_2, o_2) \text{rsp}(d_{12}(ht, k_2, o_2))$. Given all level-0 events, it can be seen that the level-1 methods and the transaction tree can be constructed.

We denote the first and last events of a transaction T_i as $T_i.\text{firstEvt}$ and $T_i.\text{lastEvt}$. Given any other read/write event rw in T_i , we assume that $T_i.\text{firstEvt} <_{T_i} rw <_{T_i} T_i.\text{lastEvt}$.

All the methods of T_i are denoted as $\text{methods}(T_i)$. We assume that for any method m in $\text{methods}(T_i)$, $\text{evts}(m)$ is a subset of $\text{evts}(T_i)$ and $<_m$ is a subset of $<_{T_i}$. Formally, $\langle \forall m \in \text{methods}(T_i) : \text{evts}(m) \subseteq \text{evts}(T_i) \wedge <_m \subseteq <_{T_i} \rangle$.

We assume that if a transaction has invoked a method, then it does not invoke a new method until it gets the response of the previous one. Thus all the methods of a transaction can be ordered by $<_{T_i}$. Formally, $\langle \forall m_p, m_q \in \text{methods}(T_i) : (m_p <_{T_i} m_q) \vee (m_q <_{T_i} m_p) \rangle$.

Histories: A *history* is a sequence of events belonging to different transactions. The collection of events is denoted as $\text{evts}(H)$. Similar to a transaction, we denote a history H as tuple $\langle \text{evts}(H), <_H \rangle$ where all the events are totally ordered by $<_H$. The set of methods that are in H is denoted by $\text{methods}(H)$. A method m is *incomplete* if $\text{inv}(m)$ is in $\text{evts}(H)$ but not its corresponding response event. Otherwise m is *complete* in H .

Coming to transactions in H , the set of transactions in H are denoted as $\text{txns}(H)$. The set of committed (resp., aborted) transactions in H is denoted by $\text{committed}(H)$ (resp., $\text{aborted}(H)$). The set of *live* transactions in H are those which are neither committed nor aborted. On the other hand, the set of *terminated* transactions are those which have either committed or aborted.

We denote two histories H_1, H_2 as *equivalent* if their events are the same, i.e., $evts(H_1) = evts(H_2)$. A history H is qualified to be *well-formed* if: (1) all the methods of a transaction T_i in H are totally ordered, i.e. a transaction invokes a method only after it receives a response of the previous method invoked by it (2) T_i does not invoke any other method after it received an \mathcal{A} response or after $tryC(ok)$ method. We only consider *well-formed* histories for *HT-OSTM*.

A method m_{ij} (j^{th} method of a transaction T_i) in a history H is said to be *isolated* or *atomic* if for any other event e_{pqr} belonging to some other method m_{pq} (of transaction T_p) either e_{pqr} occurs before $inv(m_{ij})$ or after $rsp(m_{ij})$. Here, e_{pqr} stands for r^{th} event of m_{pq} .

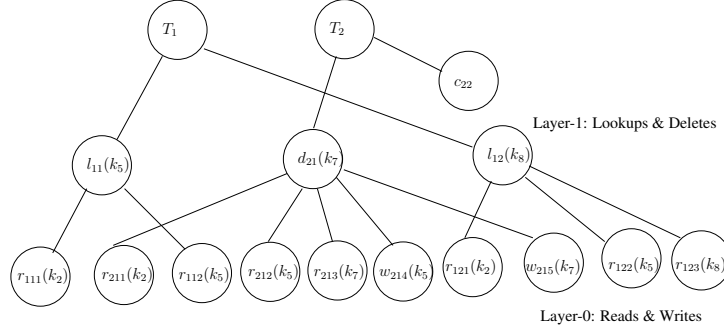


Figure 5: H2 : A non-sequential History.

Sequential Histories: A method m_{ij} of a transaction T_i in a history H is said to be *isolated* if for any other event e_{pqr} belonging to some other method m_{pq} (of transaction T_p) either e_{pqr} occurs before $inv(m_{ij})$ or after $rsp(m_{ij})$. Formally, $\langle m_{ij} \in methods(H) : m_{ij} \text{ is isolated} \equiv (\forall m_{pq} \in methods(H), \forall e_{pqr} \in m_{pq} : e_{pqr} <_H inv(m_{ij}) \vee rsp(m_{ij}) <_H e_{pqr}) \rangle$. For instance in $H1$ shown in Figure 1(ii), $d_2(k_2)$ is isolated. In fact all the methods of $H1$ are isolated.

Consider history $H2$ shown in Figure 5. It can be seen that the all the three methods in $H2$, (l_{11}, d_{21}, l_{12}) are not isolated.

A history H is said to be *sequential* (term used in [13, 14]) or *linearized* [12] if all the methods in it are complete and isolated. Thus, it can be seen that $H1$ is sequential whereas $H2$ is not. From now onwards, most of our discussion would relate to sequential histories.

Since in sequential histories all the methods are isolated, we treat each method as whole without referring to its inv and rsp events. For a sequential history H , we construct the *completion* of H , denoted \bar{H} , by inserting $tryA_k(\mathcal{A})$ immediately after the last method of every transaction $T_k \in incomp(H)$. Since all the methods in a sequential history are complete, this definition only has to take care of completing transactions.

Consider a sequential history H . Let $m_{ij}(ht, k, v/nil)$ be the first method of T_i in H operating on the key k . Since all the methods of a transaction are sequential and ordered, we can clearly identify the first method of T_i on key k . Then, we denote $m_{ij}(ht, k, v)$ as $H.firstKeyMth(\langle ht, k \rangle, T_i)$. For a method $m_{ix}(ht, k, v)$ which is not the first method on $\langle ht, k \rangle$ of T_i in H , we denote its previous method on k of T_i as $m_{ij}(ht, k, v) = H.prevKeyMth(m_{ix}, T_i)$.

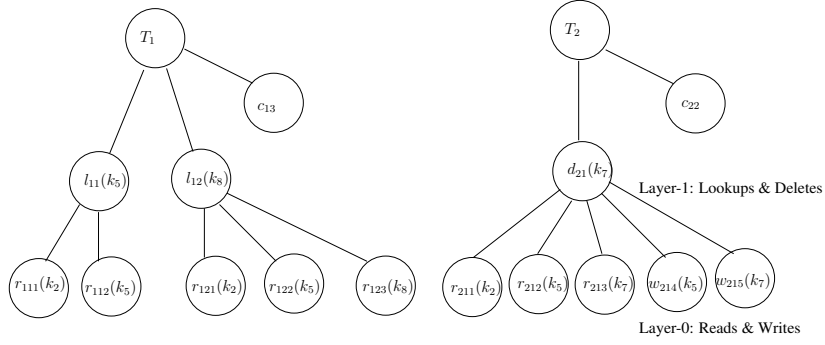


Figure 6: A serial History

Real-time Order & Serial Histories: Given a history H , $<_H$ orders all the events in H . For two complete methods m_{ij}, m_{pq} in $methods(H)$, we denote $m_{ij} \prec_H^{MR} m_{pq}$ if $rsp(m_{ij}) <_H inv(m_{pq})$. Here MR stands for method real-time order. It must be noted that all the methods of the same transaction are ordered. Similarly, for two transactions T_i, T_p in $term(H)$, we denote $(T_i \prec_H^{TR} T_p)$ if $(T_i.lastEvt <_H T_p.firstEvt)$. Here TR stands for transactional real-time order.

We define a history H as *serial* [16] or *t-sequential* [14] if all the transactions in H have terminated and can be totally ordered w.r.t \prec_{TR} , i.e. all the transactions execute one after the other without any interleaving. Intuitively, a history H is serial if all its transactions can be isolated. Formally, $\langle (H \text{ is serial}) \implies (\forall T_i \in txns(H) : (T_i \in term(H)) \wedge (\forall T_i, T_p \in txns(H) : (T_i \prec_H^{TR} T_p) \vee (T_p \prec_H^{TR} T_i))) \rangle$. Since all the methods within a transaction are ordered, a serial history is also sequential. Figure 6 shows a serial history. Here all the *layer-1* methods are isolated thus the involved transaction can be ordered as T_1 followed by T_2 . Thus we attain a serial order T_1, T_2 .

4 Correctness of *HT-OSTM*: Opacity & Conflict Opacity

In this section, we define the correctness of *HT-OSTM* by extending opacity [4]. We then define a tractable subclass of opacity, co-opacity which is defined using conflict like CSR [19] in databases. We start with legality and opacity.

4.1 Legal Histories & Opacity

In this subsection, we start with defining legal histories. To simplify our analysis, we assume that there exists an initial transaction T_0 that invokes *STM_delete* method on all the keys of all the hash-tables used by any transaction.

We define *legality* of *rv_methods* (*STM_delete* & *STM_lookup*) on sequential histories which we later use to define correctness criterion. Consider a sequential history H having a *rv_method* $rv_{ij}(ht, k, v)$ (with $v \neq nil$) belonging to transaction T_i . We define this *rvm* method to be *legal* if:

- LR1 If the rv_{ij} is not first method of T_i to operate on $\langle ht, k \rangle$ and m_{ix} is the previous method of T_i to operate on $\langle ht, k \rangle$. Formally, $rv_{ij} \neq H.firstKeyMth(\langle ht, k \rangle, T_i) \wedge (m_{ix}(ht, k, v') = H.prevKeyMth(\langle ht, k \rangle, T_i))$ (where v' could be nil). Then,

- (a) if $m_{ix}(ht, k, v')$ is a *STM_insert* method i.e. $STM_insert_{ix}(ht, k, v')$ then $v = v'$.
- (b) if $m_{ix}(ht, k, v')$ is a *STM_lookup* method i.e. $STM_lookup_{ix}(ht, k, v')$ then $v = v'$.
- (c) if $m_{ix}(ht, k, v')$ is a *STM_delete* method i.e. $STM_delete_{ix}(ht, k, v'/nil)$ then $v = nil$.

In this case, we denote m_{ix} as the last update method of rvm_{ij} , i.e., $m_{ix}(ht, k, v) = H.lastUpdt(rvm_{ij}(ht, k, v))$.

LR2 If rvm_{ij} is the first method of T_i to operate on $\langle ht, k \rangle$ and v is not nil. Formally, $rvm_{ij}(ht, k, v) = H.firstKeyMth(\langle ht, k \rangle, T_i) \wedge (v \neq nil)$. Then,

- (a) There is a *STM_insert* method $STM_insert_{pq}(ht, k, v)$ in $methods(H)$ such that T_p committed before rvm_{ij} . Formally, $\langle \exists STM_insert_{pq}(ht, k, v) \in methods(H) : tryC_p \prec_H^{MR} rvm_{ij} \rangle$.
- (b) There is no other update method up_{xy} of a transaction T_x operating on $\langle ht, k \rangle$ in $methods(H)$ such that T_x committed after T_p but before rvm_{ij} . Formally, $\langle \nexists up_{xy}(ht, k, v'') \in methods(H) : tryC_p \prec_H^{MR} tryC_x \prec_H^{MR} rvm_{ij} \rangle$.

In this case, we denote $tryC_p$ as the last update method of rvm_{ij} , i.e., $tryC_p(ht, k, v) = H.lastUpdt(rvm_{ij}(ht, k, v))$.

LR3 If rvm_{ij} is the first method of T_i to operate on $\langle ht, k \rangle$ and v is nil. Formally, $rvm_{ij}(ht, k, v) = H.firstKeyMth(\langle ht, k \rangle, T_i) \wedge (v = nil)$. Then,

- (a) There is *STM_delete* method $STM_delete_{pq}(ht, k, v')$ in $methods(H)$ such that T_p (which could be T_0 as well) committed before rvm_{ij} . Formally, $\langle \exists STM_delete_{pq}(ht, k, v') \in methods(H) : tryC_p \prec_H^{MR} rvm_{ij} \rangle$. Here v' could be nil.
- (b) There is no other update method up_{xy} of a transaction T_x operating on $\langle ht, k \rangle$ in $methods(H)$ such that T_x committed after T_p but before rvm_{ij} . Formally, $\langle \nexists up_{xy}(ht, k, v'') \in methods(H) : tryC_p \prec_H^{MR} tryC_x \prec_H^{MR} rvm_{ij} \rangle$.

In this case similar to step 4.1, we denote $tryC_p$ as the last update method of rvm_{ij} , i.e., $tryC_p(ht, k, v) = H.lastUpdt(rvm_{ij}(ht, k, v))$.

We assume that when a transaction T_i operates on key k of a hash-table ht , the result of this method is stored in *local logs* of T_i for later methods to reuse. Thus, only the first *rv_method* operating on $\langle ht, k \rangle$ of T_i accesses the shared-memory. The other *rv_methods* of T_i operating on $\langle ht, k \rangle$ do not access the shared-memory and they see the effect of the previous method from the *local logs*. This idea is utilized in LR1. With reference to LR2 and LR3, it is possible that T_x could have aborted before rvm_{ij} . For LR3, since we are assuming that transaction T_0 has invoked a *STM_delete* method on all the keys used of all hash-table objects, there exists at least one *STM_delete* method for every *rv_method* on k of ht . Coming to *STM_insert* methods, since a *STM_insert* method always returns *ok* as they overwrite the node if already present therefore they always take effect on the ht . We explain the above formalized legality definitions with help of intuitive examples in following text: **Legality through examples:** LR1 says that, for a given key (node), if *rv_method* is not the first method on the key in a transaction, then it will observe the value returned by the previous method

of the same transaction. We show this in Figure 7 for lookups, but wlog same behaviour holds for delete method as well. In Figure 7(i), previous method for $l_{ij}(ht, k_5, v_5)$ of transaction T_i on key k_5 is $i_{ix}(ht, k_5, v_5)$. So, $l_{ij}(ht, k_5, v_5)$ will return the value v_5 which will be inserted by previous method $i_{ix}(ht, k_5, v_5)$. Same mechanism will be followed in Figure 7(ii) and Figure 7(iii) where previous method is a lookup and delete, respectively.

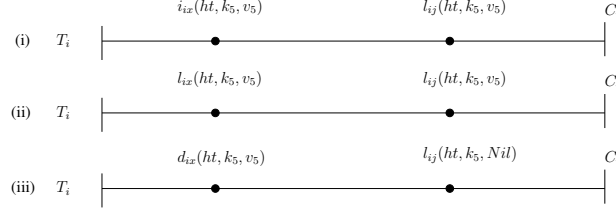


Figure 7: Explanation for LR1

LR2 says that, for a given shared key, if rv_method is the first method of the key in a transaction and it's value is not null then the previous closest method of committed transaction should be an insert on the key. In Figure 8, previous closest method for $l_{ij}(ht, k, v_p)$ of transaction T_i on same key k is $i_{pq}(ht, k, v_p)$ of transaction T_p . So, $l_{ij}(ht, k, v_p)$ will return the v_p which has been inserted by $i_{pq}(ht, k, v_p)$ and there can't be any other transaction upd_method working on the key k between T_p and T_i .

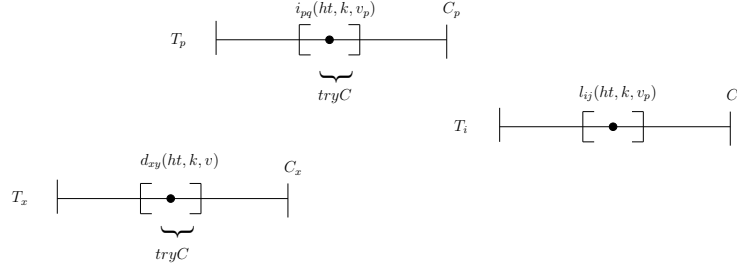


Figure 8: Explanation for LR2.

Finally LR3 says that, for a given shared key, if rv_method is the first method of the key in a transaction and it's value is null then the previous closest method of committed transaction should be a delete on the key. In Figure 9, previous closest method for $l_{ij}(ht, k, v_p)$ of transaction T_i on key k is $d_{pq}(ht, k, v_p)$ of transaction T_p . So, $l_{ij}(ht, k, v_p)$ will return the v_p which has been returned by $d_{pq}(ht, k, v_p)$ and there can't be any other transaction upd_method working on the same key between T_p and T_i .

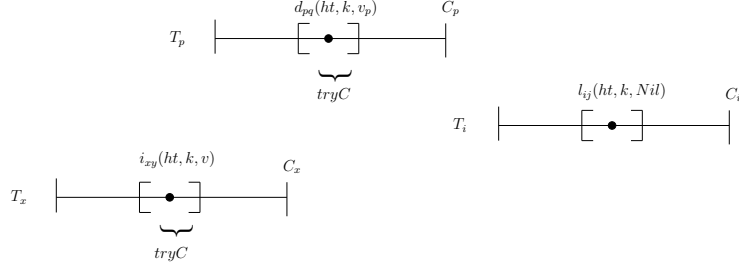


Figure 9: Explanation for LR3

Thus, we denote all *STM_insert* methods as legal. We denote a sequential history H as *legal* or *linearized* [12] if all its *rvm* methods are legal. While defining legality of a history, we are only concerned about *rvm* (*STM_lookup* and *STM_delete*) methods since all *STM_insert* methods are by default legal. History H_2 in Figure 10 is legal because $l_2(ht, k_2, v_0)$ follows LR2, $d_1(ht, k_1, v_0)$ adheres to LR2 and $l_2(ht, k_1, nil)$ follows LR3. Thus all the *rv_method* are legal.

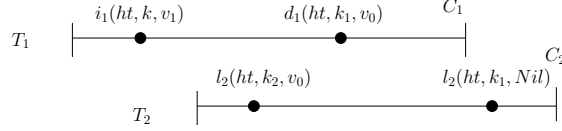


Figure 10: Legal History H2

We formally prove legality using Lemma 25. Lemma 25 and then we finally show that *HT-OSTM* histories are co-opaque which is a subclass of opacity [13].

Correctness-Criteria & Opacity: A *correctness-criterion* is a set of histories. A history H satisfying a correctness-criterion has some desirable properties. A popular correctness-criterion is *opacity* [4]. A sequential history H is opaque if there exists a serial history S such that: (1) S is equivalent to \overline{H} , i.e., $evts(\overline{H}) = evts(S)$ (2) S is legal and (3) S respects the transactional real-time order of H , i.e., $\prec_H^{TR} \subseteq \prec_S^{TR}$.

4.2 Conflict Notion & Conflict-Opacity

Opacity is a popular correctness-criterion for STMs. But, as observed in Section 1, it can be proved that verifying the membership of opacity similar to view-serializability (VSR) in databases is NP-Complete [16]. To circumvent this issue, researchers in databases have identified an efficient sub-class of VSR, called conflict-serializability or CSR, based on the notion of conflicts. The membership of CSR can be verified in polynomial time using conflict graph characterization. Along the same lines, we develop the notion of conflicts for *HT-OSTM* and identify a sub-class of opacity, co-opacity. The proposed correctness-criterion is extension of the notion of conflict-opacity developed for *RWSTMs* by Kuznetsov & Peri [13].

We say two transactions T_i, T_j of a sequential history H for *HT-OSTM* are in *conflict* if atleast one of the following conflicts holds:

- **tryC-tryC conflict:**(1) T_i & T_j are committed and (2) T_i & T_j update the same key k of the hash-table, ht , i.e., $(\langle ht, k \rangle \in updtSet(T_i)) \wedge (\langle ht, k \rangle \in updtSet(T_j))$, where $updtSet(T_i)$ is update set of T_i . (3) T_i 's $tryC$ completed before T_j 's $tryC$, i.e., $tryC_i \prec_H^{MR} tryC_j$.
- **tryC-rv conflict:**(1) T_i is committed (2) T_i updates the key k of hash-table, ht . T_j invokes a rv_method rvm_{jy} on the key same k of hash-table ht which is the first method on $\langle ht, k \rangle$. Thus, $(\langle ht, k \rangle \in updtSet(T_i)) \wedge (rvm_{jy}(ht, k, v) \in rvSet(T_j)) \wedge (rvm_{jy}(ht, k, v) = H.firstKeyMth(\langle ht, k \rangle, T_j))$, where $rvSet(T_j)$ is return value set of T_j . (3) T_i 's $tryC$ completed before T_j 's rvm , i.e., $tryC_i \prec_H^{MR} rvm_{jy}$.
- **rv-tryC conflict:**(1) T_j is committed (2) T_i invokes a rv_method on the key same k of hash-table ht which is the first method on $\langle ht, k \rangle$. T_j updates the key k of the hash-table, ht . Thus, $(rvm_{ix}(ht, k, v) \in rvSet(T_i)) \wedge (rvm_{ix}(ht, k, v) = H.firstKeyMth(\langle ht, k \rangle, T_i)) \wedge (\langle ht, k \rangle \in updtSet(T_j))$ (3) T_i 's rvm completed before T_j 's $tryC$, i.e., $rvm_{ix} \prec_H^{MR} tryC_j$.

A rv_method rvm_{ij} conflicts with a $tryC$ method only if rvm_{ij} is the first method of T_i that operates on hash-table with a given key. Thus the conflict notion is defined only by the methods that access the shared memory. $(tryC_i, tryC_j)$, $(tryC_i, STM_lookup_j)$, $(STM_lookup_i, tryC_j)$, $(tryC_i, STM_delete_j)$ and $(STM_delete_i, tryC_j)$ can be the possible conflicting methods. For example, consider the history $H5 : l_1(ht, k_1, NULL)l_2(ht, k_2, NULL)i_2(ht, k_1, v_1)i_1(ht, k_4, v_1)c_1i_3(ht, k_3, v_3)c_3d_2(ht, k_4, v_1)c_2l_4(ht, k_4, NULL) i_4(ht, k_2, v_4)c_4$ in Figure 11. $\langle l_1(ht, k_1, NULL), i_3(ht, k_1, v_1) \rangle$ and $\langle l_2(ht, k_2, NULL), i_4(ht, k_2, v_4) \rangle$ are a conflict of type $rv-tryC$. Conflict type of $\langle i_1(ht, k_4, v_1), d_2(ht, k_4, v_1) \rangle$ and $\langle i_1(ht, k_4, v_1), l_4(ht, k_4, NULL) \rangle$ are $tryC-tryC$ and $tryC-rv$ respectively.

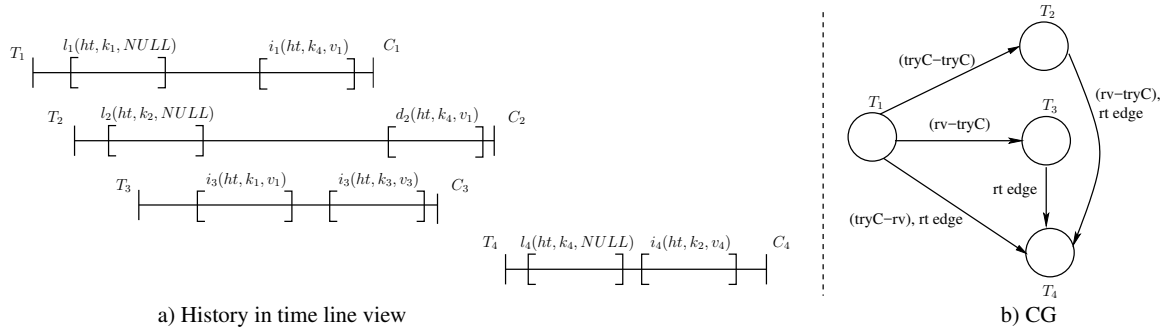


Figure 11: Graph Characterization of history $H5$

Conflict Opacity: Using this conflict notion, we can now define co-opacity. A sequential history H is conflict-opaque (or co-opaque) if there exists a serial history S such that:

1. S is equivalent to \overline{H} , i.e., $evts(\overline{H}) = evts(S)$,
2. S is legal,
3. S respects the transactional real-time order of H , i.e., $\prec_H^{TR} \subseteq \prec_S^{TR}$ and
4. S preserves conflicts (i.e. $\prec_H^{CO} \subseteq \prec_S^{CO}$).

Thus from the above definition, it can be seen that any history that is co-opaque is also opaque.

Graph Characterization: We now develop a graph characterization of co-opacity. For a sequential history H , we define *conflict-graph* of H , $CG(H)$ as the pair (V, E) where V is the set of $txns(H)$ and E can be of following types:

1. *conflict edges*: $\{(T_i, T_j) : (T_i, T_j) \in \text{conflict}(H)\}$ where, $\text{conflict}(H)$ is an ordered pair of transactions such that the transactions have one of the above pair of conflicts.
 2. *real-time edge(or rt edge)*: $\{(T_i, T_j) : \text{Transaction } T_i \text{ precedes } T_j \text{ in real-time, i.e., } T_i \prec_H^{TR} T_j\}$.
- Now, we have the following theorem which explains how graph characterization is useful.

Theorem 1 *A legal HT-OSTM history H is co-opaque iff $CG(H)$ is acyclic.*

Using this framework, we next develop *HT-OSTM* using the notion of BTO. We show the correctness of the proposed algorithm by showing that all conflict graph of the histories generated by it are acyclic.

5 HT-OSTM

We design *HT-OSTM* a concurrent closed addressed `hash-table` using above explained legality and conflict notion. The *HT-OSTM* exports `STM_begin()`, `STM_insert()`, `STM_delete()`, `STM_lookup()` and `STM_tryC()` and has m number of buckets, which we refer to as size of the `hash-table`. The main part of interest from concurrency perspective is each bucket of the `hash-table` implemented as lazyrb-list (lazy red-blue list), the shared memory data structure.

5.1 Lazyrb-list

It is a linked structure with immutable *head* and *tail* sentinel nodes of the form of a tuple $\langle key, value, lock, marked, max_ts, rl, bl \rangle$ representing a node. The *key* represents unique id of the node so that a transaction could differentiate between two nodes. The *key* values may range from $-\infty$ (key of head node) to $+\infty$ (key of tail node). The *value* field may accommodate any type ranging from a basic integer to a complex class type. The *marked* field is to have lazy deletion as popular in lazylists [8, 9] and *lock* to implement exclusive access to the node.

Lazyrb-list node have two links - *bl* (blue links) and *rl* (red links). First, the nodes which are not marked (not deleted) are reachable by *bl* from the head. Second, the nodes which are marked (i.e. logically deleted) and are only reached by *rl*. Thus, the name lazyrb-list. All marked nodes are reachable via *rl* and all the unmarked nodes are reachable via *bl* & *rl* from the head. Thus nodes reachable by *bl* are the subset of the nodes reachable by *rl*. Every node of lazyrb-list is in increasing order of its key.

Furthermore, every lazyrb-list node also has a tuple $max_ts\langle insert, delete, lookup \rangle$ to record the time-stamp of the transaction which most recently executed some method. Augmenting the underlying shared data structure with time-stamps help in identifying conflicts which can cause a cycle in the execution and hence violate co-opacity [13]. This is captured by the graph characterization of a generated history as discussed in Figure 11 which implies that cyclic conflicts leads to non co-opaque execution.

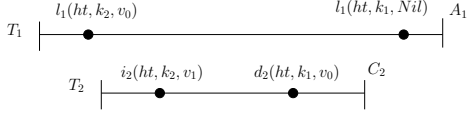


Figure 12: History H is not co-opaque

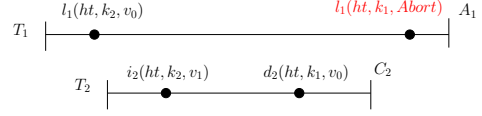


Figure 13: co-opaque History H1

Now, we explain why we need to maintain deleted nodes through Figure 12 and 13. History H shown in Figure 12 is not co-opaque because there is no serial execution of $T1$ & $T2$ that can be shown co-opaque. In order to make it co-opaque $l_1(ht, k_1, Nil)$ needs to be aborted. And $l_1(ht, k_1, Nil)$ can only be aborted if *HT-OSTM* scheduler knows that a conflicting operation $d_2(ht, k_1, v_0)$ has already been scheduled and thus violating co-opacity. One way to have this information is that if the node represented by k_1 records the time-stamp of the delete method so that the scheduler realizes the violation of the time-order [19] and aborts $l_1(ht, k_1, Nil)$ to ensure co-opacity.

Thus, to ensure correctness, we need to maintain information about the nodes deleted from the `hash-table`. This can be achieved by only marking node deleted from the list of `hash-table`. But do not unlink it such that the marked node is still part of the list. This way, the information from deleted nodes can be used for ensuring co-opacity. In this case, after aborting $l_1(ht, k_1)$, we get that the history is co-opaque with $T1$ & $T2$ being the equivalent serial history as shown in Figure 13. The deleted keys (nodes with marked field set) can be reused if another transaction comes & inserts the same key back.

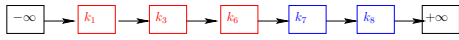


Figure 14: Searching k_8 over lazylist

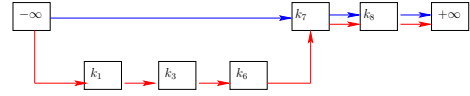


Figure 15: Searching k_8 over lazyrb-list

But, the major hindrance in maintaining the deleted nodes as part of the ordinary lazy-list is that it would reduce search efficiency of the data structure. For example, in Figure 14 searching k_8 would unnecessary cause traversal over marked (marked for lazy deletion) nodes represented by k_1, k_3 and k_6 . We solve this problem in lazyrb-list by using two pointers. 1) **bl**(blue link): used to traverse over the actual inserted nodes and 2) **rl**(red link) used to traverse over the deleted nodes. Hence, in Figure 15 to search for k_8 we can directly use **bl** saving significant search computations. A question may arise that how would we maintain the time-stamp of a node which has not yet been inserted? Such a case arises when *STM_lookup()* or *STM_delete()* is invoked from *rv_method*, and node corresponding to the key, say k is not present in **bl** and **rl**. Then the *rv_method* will create a node for key k and insert it into underlying data structure as deleted (marked field set) node.

For example, lookup wants to search key k_{10} in Figure 15 which is not present in the **bl** as well as **rl**. Therefore, lookup method will create a new node corresponding to the key k_{10} and insert it into **rl** (refer the Figure 16). So, we discuss in detail the invariants and properties of the lazyrb-list and ensure that no duplicate nodes are inserted while proving the method level correctness in Section 8.1.

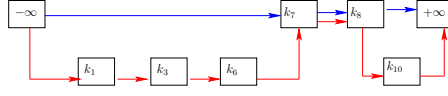


Figure 16: Execution under lazyrb-list. k_{10} is added in lazyrb-list if not present.

5.2 Thread local log DS

In proposed *HT-OSTM*, we use *thread local DS* which is private to each thread for logging the local execution and *shared memory DS* which is concurrently accessed by multiple transactions to communicate the meta information logged for validation of the methods.

Each transaction T_i maintains *local log* which is a tuple of type $txlog\langle t_id, tx_status, le \rangle$, which consists of t_id and tx_status of the transaction. Transactions can have live, commit or abort as their status signifying that transaction is executing, has successfully committed or has aborted due to some method failing the validation respectively.

The $txlog$ also maintains a list le ($log_entries$) of meta information of each method a transaction executes in its life time. The le is again a tuple $\langle key, value, opn, op_status, preds, currs \rangle$ which records 1) key and $value$ a method operates on, 2) opn : name of the method, 3) op_status : method's status ($OK, FAIL$) and 4) $preds, currs$: its *location* over the lazyrb-list.

We say a method identifies its *location* over the lazyrb-list when it finds the predecessor and successor nodes over the bl and rl respectively. We represent predecessor as $preds\langle k_m, k_n \rangle$ (k_m is unmarked node reachable by bl and k_n is marked node reachable by rl) and successor as $currs\langle k_p, k_q \rangle$ (k_p is marked for deletion node reachable by rl and k_q is unmarked node reachable by bl) respectively. Here, $\langle k_m, k_q \rangle$ are predecessor ($preds[0]$) and current ($currs[1]$) node for bl and $\langle k_n, k_p \rangle$ are predecessor ($preds[1]$) and current ($currs[0]$) node for rl . We use word *location* with $preds$ and $currs$ interchangeably in rest of the paper. The le is operated by getter and setter methods for each of the member variables as shown in table 1. Additionally, we use following macros while explaining the pseudocode of *HT-OSTM* in Section 6.

```

/* types of method exported by the HT OSTM*/
enum OPERATION_NAME = {INSERT, DELETE, LOOKUP}

/* a transaction can ABORT/COMMIT and a method can ABORT, OK,
FAIL */
enum STATUS = {ABORT = 0, OK, FAIL, COMMIT}

/* to know whether validation is requested from TRYC or
rv method*/
enum VALIDATION_TYPE = {RV, TRYC}

/* To recognize on which list method has to be performed*/
enum LIST_TYPE = {RL, BL, RL_BL}

```

Functions	Description
setOpn()	store method name into ll_list of the <i>txlog</i>
setValue()	store value of the key into ll_list of the <i>txlog</i>
setOpStatus()	store status of method into ll_list of the <i>txlog</i>
setPreds&Currs()	store location of <i>preds</i> and <i>currs</i> according to the node corresponding to the key into ll_list of the <i>txlog</i>
getOpn()	give operation name from ll_list of the <i>txlog</i>
getValue()	give value of the key from ll_list of the <i>txlog</i>
getOpStatus()	give status of the method from ll_list of the <i>txlog</i>
getKey&Objid()	give key and obj_id corresponding to the method from ll_list of the <i>txlog</i>
getAptCurr()	give the red or blue curr node from the log corresponding to the key of the <i>txlog</i>
getPreds&Currs()	give location of <i>preds</i> and <i>currs</i> according to the node corresponding to the key from ll_list of the <i>txlog</i>

Table 1: utility methods to manipulate *txlog*.

5.3 HT-OSTM execution cycle

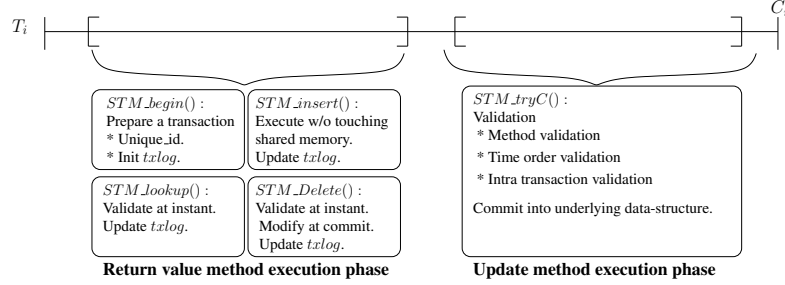


Figure 17: Transaction lifecycle of HT-OSTM

Through out its life an HT-OSTM transaction may execute *STM_begin()*, *STM_insert()*, *STM_lookup()*, *STM_delete()* and *STM_tryC()* methods which are also exported to the user. A user can implement his/her applications using HT-OSTM which would provide efficient composability. Each transaction has a 1) *rv_method execution* phase: where *upd_method* & *rv_method* locally identify and logs the location to be worked upon and other meta information which would be needed for successful validation. Within *rv_method execution* phase *rv_methods* do lock free traversal and then validate. And, *STM_insert()* merely log its execution to be validated and updated during transaction commit. 2) *upd_method execution* phase: where it validates the *upd_method* executed during its lifetime and validates whether the transaction will commit and finally make changes in *hash-table* atomically or it will abort and flush its log. This phase is executed by *STM_tryC()* method. Figure 17 depicts the transaction life cycle.

Pseudocode convention: In each algorithm \downarrow represents the input parameter and \uparrow shows the output parameter (or return value) of the corresponding methods (such in and out variables are italicized). Instructions in *read()* and *write()* with in each method denote that they touch the shared memory. The variable prefixed with *sh_* are shared memory variables and can be accessed by multiple transactions concurrently, for instance *sh_preds[]*. *sh_preds[0]* & *sh_curr[1]* depict the blue nodes accessible by blue links and *sh_preds[1]* & *sh_curr[0]* depict the red nodes accessed by red links respectively.

rv_method execution phase: Initially, in *rv_method execution* phase each transaction invokes *STM_begin()* of Algo 1 for getting unique transaction id and *local log*. Then transaction may encounter the *upd_method* or *rv_method*. *STM_insert()* of Algo 5, first looks for the node corresponding to the *key* into the *ll_list* (Line 107). If *key* is not found then it will create the *le* and store the value, operation name and status (Line 109 to Line 114) into it which would be validated and realized in shared memory in *STM_tryC()*.

STM_tryC() and *rv_method* of HT-OSTM uses *rblSearch()* to find the location at the lazyrb-list (thus the name) in lock free manner. Line 189 to Line 197 and Line 200 to Line 206 of Algo 7 find the location at lazyrb-list for *bl* and *rl* respectively. This is motivated by the search in lazylist [9, section 9.7]. The *preds* and *currs* thus identified are subjected to *methodValidation()* of Algo 11 and *transValidation()* of Algo 12 after acquiring locks on the *preds* and *currs* (Line 209 of Algo 7). If

the validation succeeds $rblSearch()$ returns the correct location to the operation which invoked it, otherwise $rblSearch()$ retries (if concurrent interference detected) or aborts (if time order violated) post releasing locks (Line 213).

Interference validation helps detecting the execution where underlying data structure has been changed by second concurrent transaction while first was under execution without it realizing. This can be illustrated with Figure 18. Consider the history in Figure 18(iii) where two conflicting transactions T_1 and T_2 are trying to access key k_5 , here s_1 , s_2 and s_3 represent the state of the lazyrb-list at that instant. Let at s_1 both the methods record the same $preds\langle k_1, k_3 \rangle$ and $currs\langle k_5, k_5 \rangle$ with the help of $rblSearch()$ for key k_5 (refer Figure 18(i)). Now, let $d_1(k_5)$ acquire the lock on the $preds$ and $currs$ before the $l_2(k_5)$ and delete the node corresponding to the key k_5 from bl leading to state s_2 (in Figure 18(iii)) and commit. Figure 18(ii) shows the state s_2 where key k_5 is the part of rl . Now, $methodValidation()$ (in Algo 11) will identify that location of $l_2(k_5)$ is no more valid due to $(sh_preds[0].bl \neq sh_currs[1])$ at Line 261 of Algo 11. Thus, $rblSearch()$ will retry to find the updated location for $l_2(k_5)$ at state s_3 (in Figure 18(iii)) and eventually T_2 will commit.

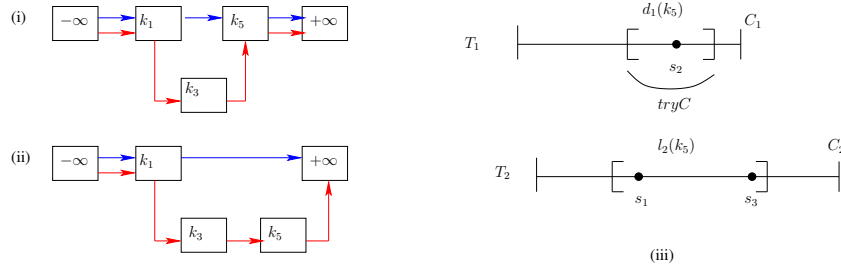


Figure 18: Interference Validation for conflicting concurrent methods on key k_5

$STM_lookup()$ & $STM_delete()$ behaves similarly during rv_method execution phase except that $STM_delete()$ is validated twice. First, in rv_method execution similar to $STM_lookup()$ and secondly in upd_method execution (of $STM_tryC()$) to ensure opacity [4]. We adopt lazy delete approach for $STM_delete()$ method. Thus, nodes are marked for deletion and not physically deleted for $STM_delete()$ method. In the current work we assume that a garbage collection mechanism is present and we donot worry about it.

upd_method execution phase: Finally a transaction after executing the designated operations reaches the upd_method execution phase executed by the $STM_tryC()$ method. It starts with modifying the log to $ordered_ll_list$ which contains the log entries in sorted order of the keys (so that locks can be acquired in an order, refer Line 122 of Algo 6) and contains only the upd_method (because we do not validate the lookup again for the reasons explained above for Figure 22). From Line 124 to Line 135 (in Algo 6) we re-validate the modified log operation to ensure that the location for the operations has not changed since the point they were logged during rv_method execution phase. If the location for an operation has changed this block ensures that they are updated.

Now, $STM_tryC()$ enters the phase where it updates the shared memory using local data stored from Line 138 to Line 175 in Algo 6. Figure 19 & Figure 20 explain the execution of insert and delete in update phase of $STM_tryC()$ using $rblIns()$ and $rblDel()$ respectively. Figure 19(i) represents

the case when k_5 is neither present in *bl* and nor in *rl* (Line 160 to Line 164 in Algo 6). It adds k_5 to lazyrb-list at location $preds\langle k_3, k_4 \rangle$ and $currs\langle k_8, k_8 \rangle$. Figure 19(i)(a) is lazyrb-list before addition of k_5 and Figure 19(i)(b) is lazyrb-list state post addition. Similarly, Figure 19(ii) represents the case when k_5 is present in *rl* (Line 155 to Line 159 in Algo 6). It adds k_5 to lazyrb-list at location $pred\langle k_3, k_4 \rangle$ and $curr\langle k_5, k_8 \rangle$. Figure 19(i)(c) is lazyrb-list before addition of k_5 into *bl* and Figure 19(i)(d) is lazyrb-list state post addition. In case of $d(k_5)$ from lazyrb-list when k_5 is present in *bl* (Line 169 to Line 175 in Algo 6) Figure 20(i) represent the lazyrb-list state before k_5 is deleted at location $preds\langle k_1, k_3 \rangle$ and $currs\langle k_5, k_5 \rangle$ and Figure 20(ii) represents the lazyrb-list state after deletion.

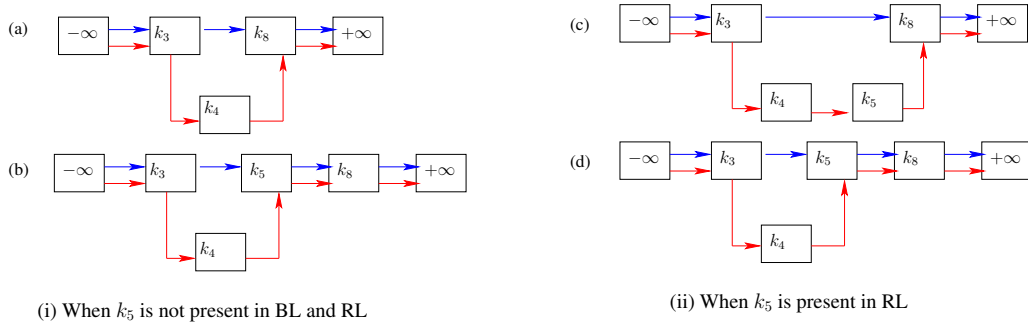


Figure 19: $i(k_5)$ using $rblIns()$ in $STM_tryC()$

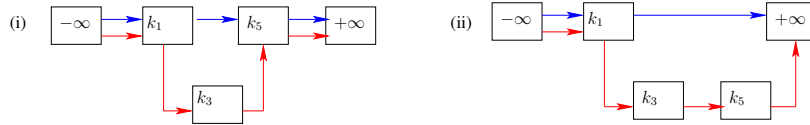


Figure 20: $d(k_5)$ using $rblDel()$ in $STM_tryC()$

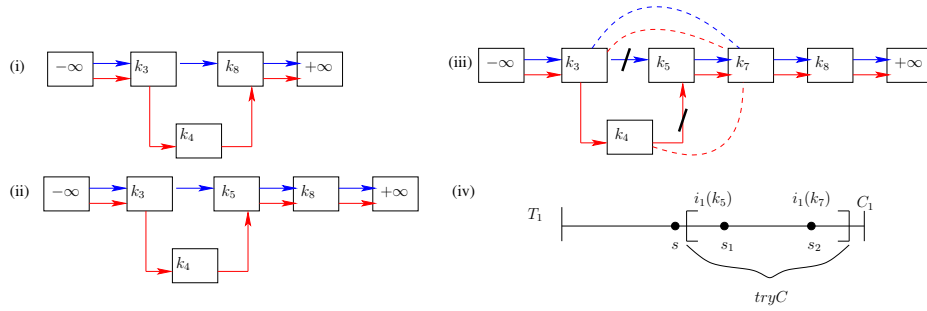


Figure 21: Problem in execution without $intraTransValidation()$ ($i_1(k_5)$ and $i_1(k_7)$). (i) lazyrb-list at state s . (ii) lazyrb-list at state s_1 . (iii) lazyrb-list at state s_2 .

In upd_method execution phase two consecutive updates within same transaction having overlapping $preds$ and $currs$ may overwrite the previous method such that only effect of the later method

is visible (*lost update*). This happens because the previous method while updating, changes the lazyrb-list causing the *preds* & *currs* of the next method working on the consecutive key to become obsolete. Figure 21 explains this lucidly. Suppose, T_1 is in update phase of *STM_tryC()* at state s where $i_1(k_5)$ and $i_1(k_7)$ are waiting to take effect over the lazyrb-list. The lazyrb-list at s is as in Figure 21(i) also $i_1(k_5)$ and $i_1(k_7)$ have *preds* $\langle k_3, k_4 \rangle$ and *currs* $\langle k_8, k_8 \rangle$ as their location. Now, Lets say $i_1(k_5)$ adds k_5 between k_3 and k_8 and changes lazyrb-list (as in Figure 21(ii)) at state s_1 in Figure 21(iv). But, at s_1 *bl preds* and *currs* of $i_1(k_7)$ are still k_3 and k_8 thus it wrongly adds k_7 between k_3 and k_8 overwriting $i_1(k_5)$ as shown in Figure 21(iii) with dotted links. We correct this through *intraTransValidation()* which updates current upd_method's *preds* and *currs* with the help of its *le*. We discuss it in detail at Algo 13. Next we elaborate each of the method exported by *HT-OSTM*.

6 HT-OSTM Pseudocode

We now describe the implementation internals of the *HT-OSTM*. As discussed in life cycle of each transaction that every *HT-OSTM* transaction executes in two phases *rv_method* & *upd_method*. The methods executed in these phases are *STM_begin()*, *STM_lookup()*, *STM_insert()*, *STM_delete()*, *STM_tryC()*. We one by one explain each of the methods in the ensuing text.

STM_begin. is the first function a transaction executes in its life cycle. It initiates the *txlog* (local log) for the transaction (Line 3) and provides an unique id to the transaction (Line 5).

Algorithm 1 *STM_begin*($t_id \uparrow$) : initiates local transaction log and return the transaction id.

<pre> 1: function STM_BEGIN 2: /* init the local log */ 3: txlog ← new txlog(); 4: /* atomic variable to assign transaction id i.e. TS ini-</pre>	<pre> tilized by OSTM as 0 */ 5: t_id ← get&inc(sh.cntr ↑) // Φ_{T_p} 6: return {t_id}; 7: end function</pre>
--	--

STM_lookup() in Algo 2. If this is the subsequent operation by a transaction T_i for a particular key k on hash-table *ht* i.e. an operation on k has already been scheduled with in the same transaction T_i , then this *STM_lookup()* return the value from the *txlog* and does not access shared memory (Line 14 to Line 23 in Algo 2). If the last operation was an *STM_insert()* (or *STM_lookup()*) on same key then the subsequent *STM_lookup()* of the same transaction returns the previous value (Line 18 in Algo 2) inserted (or observed) without accessing shared memory, and if the last operation was an *STM_delete()* then *STM_lookup()* returns the value NULL (Line 22 in Algo 2) and is said to have failed. Thus in this process subsequent methods also have same conflicts as the first method on same key within the same transaction (*conflict inheritance*) as indicated by LR1 in SubSection4.1.

Algorithm 2 $STM_lookup(t_id \downarrow, obj_id \downarrow, key \downarrow, value \uparrow, op_status \uparrow)$: If the transaction to which this operation belongs has locally done an operation on the same key then returns apt value and status(wrt the previous local operation). Else do the $rblSearch()$ to find the correct location of the key and validate it.

```

8: function STM_LOOKUP
9:   STATUS  $op\_status \leftarrow$  RETRY ;
10:
11:   /* get the txlog of the current transaction by t_id */;
12:   txlog  $\leftarrow$  getTxLog( $t\_id \downarrow$ );
13:   /* If already in log update the le with the current operation
   */
14:   if (txlog.findInLL( $t\_id \downarrow, obj\_id \downarrow, key \downarrow, le \uparrow$ )) then
15:     opn  $\leftarrow$  le.getOpn( $obj\_id \downarrow, key \downarrow$ );
16:     /* if previous operation is insert/lookup then current
   method would have value/op_status same as previous log entry
   */
17:     if ((INSERT = opn) || (LOOKUP = opn)) then
18:       value  $\leftarrow$  le.getValue( $obj\_id \downarrow, key \downarrow$ );
19:       op_status  $\leftarrow$  le.getOpStatus( $obj\_id \downarrow, key \downarrow$ );
   ;
20:     /* if previous operation is delete then current
   method would have value as NULL and op_status as FAIL */
21:     else if (DELETE = opn) then
22:       value  $\leftarrow$  NULL ;
23:       op_status  $\leftarrow$  FAIL ;
24:     end if
25:   else
26:     /* common function for rv_method, if node correspond-
   ing to the key is not the part of underlying DS */
27:     commonLu&Del( $t\_id \downarrow, obj\_id \downarrow, key \downarrow, value \uparrow,$ 
   op_status  $\uparrow$ );
28:   end if
29:   /* update the local log */
30:   le.setOpn( $obj\_id \downarrow, key \downarrow, LOOKUP \downarrow$ );
31:   le.setOpStatus( $obj\_id \downarrow, key \downarrow, op\_status \downarrow$ );
32:   return (value, op_status);
33: end function

```

If $STM_lookup()$ is the first operation on a particular key then it has to do a wait free traversal (Line 36 in Algo 3) with the help of $rblSearch()$ (Algo 7) to identify the target node ($preds$ and $currs$) to be logged in $txlog$. These logged $preds$ & $currs$ are utilized for subsequent methods in rv_method execution phase (discussed above for the case where $STM_lookup()$ is the subsequent method). The $commonLu\&Del()$ algorithm is invoked at Line 27 of Algo 2. If the node is present as blue (or red) node then it updates the operation status as OK (or FAIL) and returns the value respectively (Line 43 to Line 52 in Algo 3). If node corresponding to the key is not found then it inserts that node (Line 53 to Line 58 in Algo 3) corresponding to the key into rl of lazyrb-list. The inserted node can be accessed only via red links. Hence, it will not be visible to any subsequent $STM_lookup()$. The node is inserted to take care of situations as illustrated in Figure 12 & Figure 13. Finally, it updates the meta information in $txlog$ and releases the locks acquired inside $rblSearch()$ (Line 61 to Line 65).

We prefer $STM_lookup()$ to be validated instantly and is never validated again in $STM_tryC()$ as the design choice to aid performance. Let's consider HT_OSTM history in Figure 22(i), if we would have validated $l(ht, k_1, v_0)$ again during $tryC$, T_1 would abort due to time order violation [19], but we can see that this history is acceptable where T_1 can be serialized before T_2 (Figure 22(ii)). Thus, HT_OSTM prevents such unnecessary aborts. Another advantage for this design choice is that T_1 doesn't have to wait for $tryC$ to know that the transaction is bound to abort as can be seen in Figure 22(iii). Here $l(ht, k_1, Abort)$ instantly aborts as soon as it realizes that time order is violated and schedule can no more be ensured to be correct saving significant computations of T_1 . This gain becomes significant if the application is lookup intensive where it would be inefficient to wait till $STM_tryC()$ to validate the $STM_lookup()$ only to know that transaction has to abort.

Algorithm 3 commonLu&Del($t_id \downarrow, obj_id \downarrow, key \downarrow, value \uparrow, op_status \uparrow$)

```

34: function COMMONLU&DEL
35:   /* le(obj_id, key) is not in log, search correct location
   for the operation over lsl and lock the corresponding sh_
   preds[] and sh_curr[] */
36:   rblSearch( $t\_id \downarrow, obj\_id \downarrow, key \downarrow, RV \downarrow, sh\_preds[] \uparrow,$ 
    $sh\_curr[] \uparrow, op\_status \uparrow$ );
37:   if ( $op\_status = \text{ABORT}$ ) then
38:     /* release local memory in case lslSearch returns abort
   */
39:     handleAbort( $t\_id \downarrow$ );
40:     return ( $op\_status$ );
41:   else
42:     /* if node(obj_id, key) is present update its lookup
   timestamp as delete in rv phase behaves as lookup */
43:     if ( $read(sh\_curr[1].key) = key$ ) then
44:       /* node(obj_id, key) is part of blue list */
45:        $op\_status \leftarrow \text{OK}$ ;
46:        $write(sh\_curr[1].max\_ts.lookup, TS(t\_id))$ ;
47:        $value \leftarrow sh\_curr[1].value$ ;
48:     else if ( $read(sh\_curr[0].key) = key$ ) then
49:       /* node(obj_id, key) is part of red list */
50:        $op\_status \leftarrow \text{FAIL}$ ;
51:        $write(sh\_curr[0].max\_ts.lookup, TS(t\_id))$ ;
52:        $value \leftarrow \text{NULL}$ ;
53:     else
54:       /* if node(obj_id, key) is neither in blue or red list
   add the node in red list and update timestamp */
55:        $rblIns(sh\_preds[] \downarrow, sh\_curr[] \downarrow, RL \downarrow)$ ;
56:        $op\_status \leftarrow \text{FAIL}$ ;
57:        $write(sh\_node.max\_ts.lookup, TS(t\_id))$ ;
58:        $value \leftarrow \text{NULL}$ ;
59:     end if
60:     /* release all the locks */
61:      $releasePred\&CurrLocks(sh\_preds[] \downarrow, sh\_curr[] \downarrow)$ ;
62:     /* create new log entry in log */
63:      $le \leftarrow \text{new } le(obj\_id \downarrow, key \downarrow)$ ;
64:      $le.setV\_value(obj\_id \downarrow, key \downarrow, \text{NULL} \downarrow)$ ;
65:      $le.setPreds\&Curr[](obj\_id \downarrow, key \downarrow,$ 
    $sh\_preds[] \downarrow, sh\_curr[] \downarrow)$ ;
66:   end if
67:   return ( $value, op\_status$ )
68: end function

```

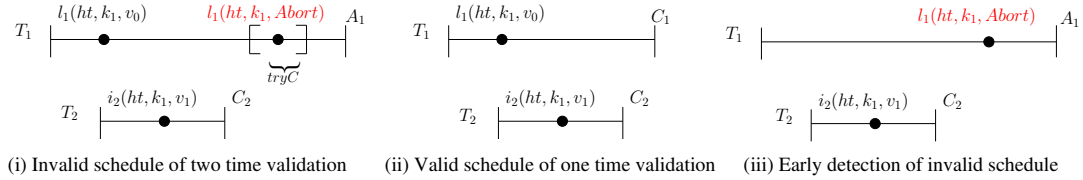


Figure 22: Advantages of encounter time lookup validation.

STM_delete() (Algo 4) in *rv_method execution* phase executes as similar to *rv_method* and in *upd_method execution* phase executes as *upd_method*. In *rv_method execution* phase, the *STM_delete()* first checks if there is already a previous method on same *key* with the help of *txlog*. In case there is already a method that executed on same *key*, *STM_delete()* does not need to touch shared memory and sees the effect of the previous method and returns accordingly (Line 74 to Line 92). For example if previous executed method is an insert then the current *STM_delete()* method will return *OK* (Line 77 to Line 81). If the previous executed method is an *STM_delete()* then the current *STM_delete()* should return *FAIL* (Line 83 to Line 86). In case previous method was *STM_lookup()* then current *STM_delete()* returns the status same as that of the previous *STM_lookup()* method also overwriting the log for the *value* and *opn*.

Algorithm 4 STM_delete($t_id \downarrow, obj_id \downarrow, key \downarrow, value \uparrow, op_status \uparrow$)

```

69: function STM_DELETE
70:   STATUS  $op\_status \leftarrow$  RETRY;
71:   /* get the txlog of the current transaction by t_id */
72:   txlog  $\leftarrow$  getTxLog( $t\_id \downarrow$ );
73:   /* If  $le(obj\_id, key)$  already in log, update the le with the
   current operation */
74:   if (txlog.findInLL( $t\_id \downarrow, obj\_id \downarrow, key \downarrow, le \uparrow$ )) then
75:     opn  $\leftarrow$  le.getOpn( $obj\_id \downarrow, key \downarrow$ );
76:     /* if previous local method is insert and current operation
   is delete then overall effect should be of delete, update log
   accordingly */
77:     if (INSERT = opn) then
78:       value  $\leftarrow$  le.getValue( $obj\_id \downarrow, key \downarrow$ );
79:       le.setValue( $obj\_id \downarrow, key \downarrow, NULL \downarrow$ );
80:       le.setOpn( $obj\_id \downarrow, key \downarrow, DELETE \downarrow$ );
81:        $op\_status \leftarrow$  OK;
82:       /* if previous local method is delete and current operation
   is delete then overall effect should be of delete, update
   log accordingly */
83:     else if (DELETE = opn) then
84:       le.setValue( $obj\_id \downarrow, key \downarrow, NULL \downarrow$ );
85:       value  $\leftarrow$  NULL;
86:        $op\_status \leftarrow$  FAIL;
87:     else
88:       /* if previous local method is lookup and current
   operation is delete then overall effect should be of delete, up-
   date log accordingly */
89:       value  $\leftarrow$  le.getValue( $obj\_id \downarrow, key \downarrow$ );
90:       le.setValue( $obj\_id \downarrow, key \downarrow, NULL \downarrow$ );
91:       le.setOpn( $obj\_id \downarrow, key \downarrow, DELETE \downarrow$ );
92:        $op\_status \leftarrow$  le.getOpStatus( $obj\_id \downarrow, key \downarrow$ );
93:     end if
94:   else
95:     /* common function for rv_method, if node correspond-
   ing to the key is not the part of underlying DS */
96:     commonLu&Del( $t\_id \downarrow, obj\_id \downarrow, key \downarrow, value \uparrow,$ 
 $op\_status \uparrow$ );
97:   end if
98:   /* update the local log */
99:   le.setOpn( $obj\_id \downarrow, key \downarrow, DELETE \downarrow$ );
100:  le.setOpStatus( $obj\_id \downarrow, key \downarrow, op\_status \downarrow$ );
101:  return (value,  $op\_status$ );
102: end function

```

In case the current *STM_delete()* is not the first method on *key* then it touches the shared memory to identify the correct location over the hash-table from Line 94 to Line 100 (this refers to implementing the LR1 & LR2). In order to do this *rblSearch()* gives the correct location for the current *STM_delete()* to take effect over the hash-table in form of *preds* and *currs* (Line 36 in Algo 3) along with the validation status which reveals whether the *STM_delete()* will succeed or abort. If the *op_status* is Abort, the method simply aborts the transaction. Otherwise, *STM_delete()* updates the local log and the time stamps of the corresponding nodes in the lazyrb-list of the hash-table from line Line 41 to Line 100.

From Line 43 to Line 47, *STM_delete()* observes that the node to be deleted is reachable from *bl* i.e. it is *sh_currs[1]* thus it updates its time-stamp field and returns *op_status* to *OK* with the value of *sh_currs[1]* (the update corresponding to this case takes place in *STM_tryC()* as represented in Figure 26). From Line 48 to Line 52, *STM_delete()* observes that the node to be deleted is reachable by *rl* i.e. it is *sh_currs[0]* thus it updates its time-stamp field and sets *op_status* to *FAIL* (as the node is dead node or marked for deletion) and value returned is *NULL*. Otherwise, in Line 53 to Line 58 the node is not at all present in lazyrb-list. Thus first *STM_delete()* adds a node in *rl* and updates its time-stamp and returns the *value* as *NULL* and sets the *op_status* as *FAIL* (Figure 23 and Figure 24 represents the case). Line 64, Line 65 and Line 99 sets the *value*, location and *opn* in local log respectively. At Line 61 the locks acquired (in invoked *rblSearch()*) to update shared memory time-stamps are released in order.

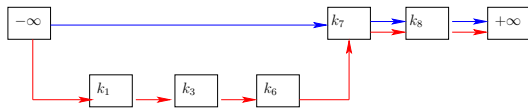


Figure 23: k_{10} is not present in *bl* as well as *rl*

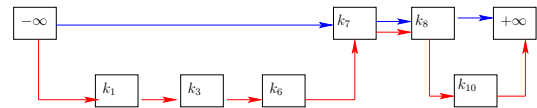


Figure 24: Adding k_{10} into *rl*

STM_insert() method in *rv_method execution* phase simply checks if there is a previous method that executed on the same *key*. If there is already a previous method that has executed within the same transaction it simply updates the new *value*, *opn* as insert and *op_status* to *OK* (Line 112, Line 113 and Line 114 respectively). In case the *STM_insert()* is the first method on *key* it creates a new log entry for the *ll_list* of *txlog* at Line 109. Finally the *STM_insert()* gets to modify the underlying *hash-table* using *rblIns()* at the *upd_method execution* phase in *STM_tryC()*.

Algorithm 5 *STM_insert* (*t_id* ↓, *obj_id* ↓, *key* ↓, *value* ↓, *op_status* ↑) : updates log entry and return *op_status* locally.

```

103: function STM_INSERT                                111:      /* le present for (obj_id, key), merely update the log */
104:   STATUS op_status ← OK;                            112:      le.setVvalue(obj_id ↓, key ↓, value ↓); //Φlp
105:   /* get the txlog of the current transaction by t_id */ 113:      le.setOpn(obj_id ↓, key ↓, INSERT ↓);
106:   txlog ← getTxLog(t_id ↓);                          114:      le.setOpStatus(obj_id ↓, key ↓, OK ↓);
107:   if (!txlog.findInLL(t_id ↓, obj_id ↓, key ↓, le ↑)) then 115:      /* return op_status to the transaction that invoked insert */
108:     /* no le present for this (obj_id, key), create one */ 116:      return (op_status);
109:     le ← new le(obj_id ↓, key ↓);                    117: end function
110:   end if

```

The *STM_tryC()* in Algo 6 implements the *upd_method execution* phase. When a transaction is ready to commit it executes *STM_tryC()* and fetches its *txlog* into *ll_list* (at Line 120). Next, this list is sorted in increasing order of keys accessed by the transaction during its lifetime at Line 122. This is done to ensure that locks are acquired in an order to ensure deadlock free execution. It may so happen that the *preds* & *currs* recorded by the transaction may be obsolete, thus a need for recalculating the *preds* & *currs* arises. This is done using *rblSearch()* which recalculates the *preds* & *currs* and decides the *op_status* (Line 124-Line 135).

Now, from Line 138 to Line 178 the shared memory data structure (underlying hash table) is changed. Each *upd_method* modifies the underlying *hash-table* one by one. While the shared memory is updated the *preds* & *currs* may get obsolete as explained in Figure 21. We handle this using *intraTransValidation()* in Algo 13 invoked at Line 144. The different cases for insert are handled at Line 145- Line 167. The case where the node to be inserted is already present (i.e. reachable by **bl**) is handled in block from Line 147 to Line 153. When key to be inserted is present in the *hash-table* but corresponding node is marked (i.e. only reachable by the **bl**), Line 155 to Line 159 insert it in **bl** as well. The Line 160 to Line 167 take care of the case where node corresponding to the key to be inserted is not at all present in the *hash-table*.

When the method is *STM_delete()* and the node to be deleted is present in the *hash-table* (i.e. reachable by **bl**), Line 169 to Line 176 set the node marked using *rblDel()*. Finally, the acquired locks are released at Line 180 and the transaction status is returned.

Algorithm 6 STM_tryC($t_id \downarrow, tx_status \uparrow$)

```
118: function STM_TRYC
119:   /* get the txlog of the current transaction by t_id */
120:   ll_list ← txlog.getLList( $t\_id \downarrow$ );
121:   /* sort the local log in increasing order of keys and copy
   into ordered list */
122:   ordered_ll_list ← txlog.sort(ll_list  $\downarrow$ );
123:   /* identify the new preds and currs for all update methods
   of a tx and validate it */
124:   while ( $le_i \leftarrow \text{next}(\text{ordered\_ll\_list})$ ) do
125:     ( $key, obj\_id \leftarrow le.get\text{Key}\&\text{Objid}(le_i \downarrow)$ );
126:     /* search correct location for the operation over lsl and
   lock the corresponding sh_preds[] and sh_currs[] */
127:     rblSearch( $t\_id \downarrow, obj\_id \downarrow, key \downarrow, TRYC \downarrow,$ 
 $sh\_preds[] \uparrow, sh\_currs[] \uparrow, op\_status \uparrow$ );
128:     /* if lslSearch return op_status as ABORT then method
   will return ABORT */
129:     if ( $op\_status = \text{ABORT}$ ) then
130:       /* release local memory in case lslSearch returns
   abort */
131:       handleAbort( $t\_id \downarrow$ );
132:       return ( $op\_status$ );
133:     end if
134:     /* modify the log entry to help upcoming update
   method of same tx */
135:      $le.set\text{Preds}\&\text{Currs}(obj\_id \downarrow, key \downarrow,$ 
 $sh\_preds[] \downarrow, sh\_currs[] \downarrow)$ ;
136:   end while
137:   /* get each update method one by one and take the effect
   in underlying DS */
138:   while ( $le_i \leftarrow \text{next}(\text{ordered\_ll\_list})$ ) do
139:     ( $key, obj\_id \leftarrow le.get\text{Key}\&\text{Objid}(le_i \downarrow)$ );
140:     /* get the operation name to local log entry */
141:      $opn \leftarrow le_i.opn$ ;
142:     /* if operation is insert then after successful comple-
   tion of it node corresponding to the key should be part of bl
   */
143:     /* modify the preds and currs for the consecutive
   update methods which are working on overlapping zone in
   lazyrb-list */
144:     intraTransValidation( $le_i \downarrow, sh\_preds[] \uparrow,$ 
 $sh\_currs[] \uparrow$ );
145:     if ( $\text{INSERT} = opn$ ) then
146:       /* if node corresponding to the key is part of bl */
147:       if ( $\text{read}(sh\_currs[1].key) = key$ ) then
148:         /* get the value from local log */
149:          $value \leftarrow le.getValue(obj\_id \downarrow, key \downarrow)$ ;
150:         /* update the value into underlying DS */
151:          $\text{write}(sh\_currs[1].value, value)$ ;
152:         /* update the max_ts of insert for node corre-
   sponding to the key into underlying DS */
153:          $\text{write}(sh\_currs[1].max\_ts.insert, \text{TS}(t\_id))$ ;
154:         /* if node corresponding to the key is part of rl
   */
155:       else if ( $\text{read}(sh\_currs[0].key) = key$ ) then
156:         /* connect the node corresponding to the key to
   blas well */
157:          $\text{rblIns}(sh\_preds[] \downarrow, sh\_currs[] \downarrow, \text{RL\_BL}$ 
 $\downarrow)$ ;
158:         /* update the max_ts of insert for node corre-
   sponding to the key into underlying DS */
159:          $\text{write}(sh\_currs[0].max\_ts.insert, \text{TS}(t\_id))$ ;
160:       else
161:         /* if node corresponding to the key is not part
   of blas well as rl then create the node with the help of lslIns()
   and add it into bl */
162:          $\text{rblIns}(sh\_preds[] \downarrow, sh\_currs[] \downarrow, \text{BL} \downarrow)$ ;
163:         /* update the max_ts of insert for node corre-
   sponding to the key into underlying DS */
164:          $\text{write}(node.max\_ts.insert, \text{TS}(t\_id))$ ;
165:         /* need to update the node field of log so that it
   can be released finally */
166:          $le_i.node \leftarrow sh\_preds[0].bl$ 
167:       end if
168:       /* if operation is delete then after successful comple-
   tion of it node corresponding to the key should not be part
   of bl */
169:       else if ( $\text{DELETE} = opn$ ) then
170:         /* if node corresponding to the key is part of bl */
171:         if ( $\text{read}(sh\_currs[1].key) = key$ ) then
172:           /* delete the node corresponding to the key
   from the bl with the help of lslDel() */
173:            $\text{rblDel}(sh\_preds[] \downarrow, sh\_currs[] \downarrow)$ ;
174:           /* update the max_ts of delete for node corre-
   sponding to the key into underlying DS */
175:            $\text{write}(sh\_currs[1].max\_ts.delete, \text{TS}(t\_id))$ ;
176:         end if
177:       end if
178:     end while
179:     /* release all the locks */
180:      $\text{releaseOrderedLocks}(\text{ordered\_ll\_list} \downarrow)$ ;
181:     /* set the tx status as OK */
182:      $tx\_status \leftarrow \text{OK}$ ;
183:     return ( $tx\_status$ );
184: end function
```

Algorithm 7 $rbl_Search(t_id \downarrow, obj_id \downarrow, key \downarrow, val_type \downarrow, sh_preds[] \uparrow, sh_currs[] \uparrow, op_status \uparrow)$: finds location ($sh_preds[]$ & $sh_currs[]$) for given $\langle obj_id, key \rangle$ and returns them in locked state else returns ABORT.

```

185: function LSLSEARCH
186:   STATUS  $op\_status \leftarrow$  RETRY;
187:   while ( $op\_status =$  RETRY) do
188:     /* get the head of the bucket in hash-table */
189:     head  $\leftarrow$  getRBLHead( $obj\_id \downarrow, key \downarrow$ );
190:     /* init  $sh\_preds[0]$  to head */
191:      $sh\_preds[0] \leftarrow$  read(head);
192:     /* init  $sh\_currs[1]$  to  $sh\_preds[0].bl$  */
193:      $sh\_currs[1] \leftarrow$  read( $sh\_preds[0].bl$ );
194:     /* search node  $\langle obj\_id, key \rangle$  location in blue list */
195:     while (read( $sh\_currs[1].key$ ) <  $key$ ) do
196:        $sh\_preds[0] \leftarrow sh\_currs[1]$ ;
197:        $sh\_currs[1] \leftarrow$  read( $sh\_currs[1].bl$ );
198:     end while
199:     /*init  $sh\_preds[1]$  to  $sh\_preds[0]$ */
200:      $sh\_preds[1] \leftarrow sh\_preds[0]$ ;
201:     /*init  $sh\_currs[0]$  to  $sh\_preds[0].rl$ */
202:      $sh\_currs[0] \leftarrow sh\_preds[0].rl$ ;
203:     /*search node  $\langle obj\_id, key \rangle$  location in red list be-
204: tween  $sh\_preds[0]$  &  $sh\_currs[1]$ */
205:     while (read( $sh\_currs[0].key$ ) <  $key$ ) do
206:        $sh\_currs[0] \leftarrow sh\_currs[0]$ ;
207:        $sh\_currs[0] \leftarrow$  read( $sh\_currs[0].rl$ );
208:     end while
209:     /* acquire the locks on increasing order of keys */
210:     acquirePred&CurrLocks( $sh\_preds[] \downarrow, sh\_currs[] \downarrow$ );
211:     /* validate the location recorded in  $sh\_preds[]$  &  $sh\_currs[]$ . Also verify if the transaction has to be aborted. */
212:     validation( $t\_id \downarrow, key \downarrow, sh\_preds[] \downarrow, sh\_currs[] \downarrow, val\_type \downarrow, op\_status \uparrow$ );
213:     /* if validation returns  $op\_status$  as RETRY or ABORT then release all the locks */
214:     if ( $(op\_status =$  RETRY)  $\vee$  ( $op\_status =$  ABORT))
215:     then
216:       /* release all the locks */
217:       releasePred&CurrLocks( $sh\_preds[] \downarrow, sh\_currs[] \downarrow$ );
218:     end if
219:     end while
220:     return ( $sh\_preds[], sh\_currs[], op\_status$ );
221: end function

```

Algorithm 8 $rbl_ins(sh_preds[] \downarrow, sh_currs[] \downarrow, list_type \downarrow)$: Inserts or overwrites a node in underlying hash table at location corresponding to $preds$ & $currs$.

```

220: function LSLINS
221:   /* inserting the node which is red list to bluelist */
222:   if ( $(list\_type) =$  RL-BL) then
223:     write( $sh\_currs[0].marked, false$ );
224:     write( $sh\_currs[0].bl, sh\_currs[1]$ );
225:     write( $sh\_preds[0].bl, sh\_currs[0]$ );
226:     /* inserting the node into red list only */
227:   else if ( $(list\_type) =$  RL) then
228:     node = Create new node();
229:     write( $node.marked, True$ );
230:     write( $node.rl, sh\_currs[0]$ );
231:     write( $sh\_preds[1].rl, node$ );
232:   else
233:     /* inserting the node into red as well as blue list */
234:     node = new node();
235:     /* after creating the node acquiring the lock on it */
236:     node.lock();
237:     write( $node.rl, sh\_currs[0]$ );
238:     write( $node.bl, sh\_currs[1]$ );
239:     write( $sh\_preds[1].rl, node$ );
240:     write( $sh\_preds[0].bl, node$ );
241:   end if
242:   return ( $\langle \rangle$ );
243: end function

```

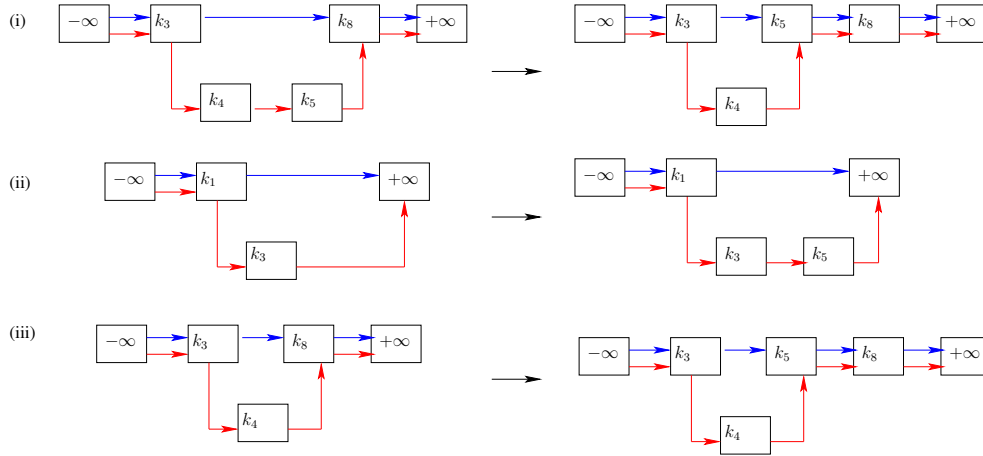


Figure 25: Execution of *rblIns()*: (i) key k_5 is present in *rl* and adding it into *bl*, (ii) key k_5 is not present in *rl* as well as *bl* and adding it into *rl*, (iii) key k_5 is not present in *rl* as well as *bl* and adding it into *rl* as well as *bl*.

rblIns() (Algo 8) adds a new node to the lazyrb-list in the `hash-table`. There can be following cases: **If node is present in *rl* and has to be inserted to *bl***: such a case implies that the *rblIns()* is invoked in *upd_method execution* phase for the corresponding *STM_insert()* in local log represented by the block from Line 222 to Line 225. Here we first reset the `sh_currns[0]` mark field and update the *bl* to the `sh_currns[1]` and `sh_preds[0]` *bl* to `sh_currns[0]`. Thus the node is now reachable by *bl* also. Figure 25(i) represents the case. **If node is meant to be inserted only in *rl***: This implies that the node is not present at all in the lazyrb-list and is to be inserted for the first time. Such a case can be invoked from *rv_method* of *rv_method execution* phase, if *rv_method* is the first method of its transaction. Line 227 to Line 231 depict such a case where a new *node* is created and its *marked* field is set, depicting that its a dead node meant to be reachable only via *rl*. In Line 230 and Line 231 the *rl* field of the *node* is updated to `sh_currns[0]` and *rl* field of the `sh_preds[1]` is modified to point to the *node* respectively. Figure 25(ii) represents the case. **If node is meant to be inserted in *bl***: In such a case it may happen that the node is already present in the *rl* (already covered by Line 222 to Line 225) or the node is not present at all. The later case is depicted in Line 232 to Line 240 which creates a new *node* and add the node in both *rl* and *bl* note that order of insertion is important as the lazyrb-list can be concurrently accessed by other transactions since traversal is lock free. Figure 25(iii) represents the case.

Algorithm 9 *rbl_del(sh_preds[] ↓, sh_currns[] ↓)* : Deletes a node from blue link in underlying hash table at location corresponding to *preds* & *currns*.

```

244: function LSLDEL
245:     /* mark the node(obj_id, key) for deletion */
246:     write(sh_currns[1].marked, True);
247:     /* set the update the blue links */
248:     write(sh_preds[0].bl, sh_currns[1].bl);
249:     return ();
250: end function

```

rblDel() removes a node from *bl*. It can be invoked from *upd_method execution* phase for correspond-

ing *STM_delete()* in *txlog*. It simply sets the marked field of the node to be deleted (*sh_curr*s[1]) and changes the *bl* of *sh_preds*[0] to *sh_curr*s[1] as shown in Line 246 and Line 248 of Algo 9 respectively. Figure 26 shows the deletion of node corresponding to k_5 .

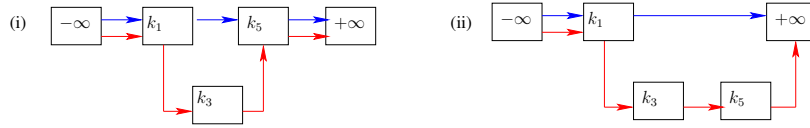


Figure 26: Execution of *rblDel()*: (i) lazyrb-list before k_5 is deleted, (ii) lazyrb-list after k_5 is deleted from *bl*

validation: *rv_method* and *upd_method* do the *validation* in *rv_method execution* phase and *upd_method execution* phase respectively. *validation* invokes *methodValidation()* and then does the *transValidation()* in the mentioned order. *methodValidation()* is the property of the method and *transValidation()* is the property of the transaction. Thus validating the method before the transaction intuitively make sense.

Algorithm 10 validation($t_id \downarrow, key \downarrow, sh_preds[] \downarrow, sh_curr$ s[] $\downarrow, val_type \downarrow, op_status \uparrow$)

<pre> 251: function VALIDATION 252: /* validate against concurrent updates */ 253: <i>op_status</i> ← methodValidation(<i>sh_preds</i>[] $\downarrow,$ <i>sh_curr</i>s[] \downarrow); 254: /* on successful method validation validate of transac- tional ordering to ensure opacity */ </pre>	<pre> 255: if (<i>RETRY</i> ≠ <i>op_status</i>) then 256: <i>op_status</i> ← transValidation($t_id \downarrow, key \downarrow,$ <i>sh_curr</i>s[] $\downarrow, val_type \downarrow, op_status \uparrow$); 257: end if 258: return (<i>op_status</i>); 259: end function </pre>
---	--

In *methodValidation()* each transaction ensures that no other transaction has concurrently updated the same location in lazyrb-list where it wants to perform the operation. This is done by checking that the *sh_preds*[0] and *sh_curr*s[1] are not marked for deletion and next node of *sh_preds*[0] and *sh_preds*[1] is still the same as observed by lockfree traversal over the lazyrb-list.

Algorithm 11 methodValidation($sh_preds[] \downarrow, sh_curr$ s[] \downarrow)

```

260: function METHODVALIDATION
261:   if (read(sh_preds[0].marked) || read(sh_currs[1].marked) || read(sh_preds[0].bl)
      sh_currs[1] || read(sh_preds[1].rl) ≠ sh_currs[0]) then ≠
262:     return (RETRY);
263:   else
264:     return (OK);
265:   end if
266: end function

```

In *transValidation()* *rv_method* always conflicts with the *upd_method* (as established in conflict notion Section 4.2). If the node corresponding to the *key* is present in the lazyrb-list (Line 273) we compare with time-stamp of the transaction that last executed the conflicting method on same *key*. If the current method that invoked the *transValidation()* is *rv_method* then Line 276 handles the case. Otherwise, if the invoking method is *upd_method* then Line 280 handles the case. Figure 27 and Figure 28 show the execution of *transValidation()*. Here $l_1(ht, k_1)$ will return *Abort* in Figure 28

because $d_2((ht, k_1))$ of T_2 has already updated the time-stamp at the node corresponding to k_1 . So, when $l_1(ht, k_1)$ does its *transValidation()* at Line 280, $TS(t_1) < curr.max_ts.delete(k)$ holds true (since, $T_1 < T_2$) leading to *abort* of T_1 at Line 281. This gives us a equivalent sequential schedule which can be shown co-opaque. Figure 27 shows the schedule where no sequential schedule is possible if *transValidation()* is not applied as there is no way to recognize the time-order violation.

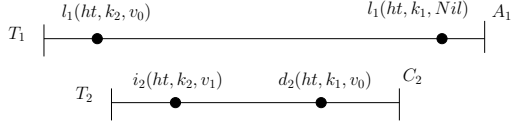


Figure 27: Non opaque history. Without time-stamp validation in *transValidation()*

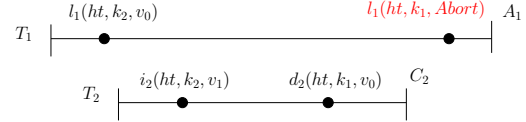


Figure 28: Opaque history H1. With time-stamp validation in *transValidation()*

Algorithm 12 *transValidation*($t_id \downarrow, key \downarrow, sh_currs[] \downarrow, val_type \downarrow, op_status \uparrow$): Time-order validation for each transaction.

```

267: function TRANSVALIDATION
268:     /* by default setting the op_status as RETRY */
269:     STATUS  $op\_status \leftarrow OK$  ;
270:     /* get the appropriate sh_curr (red or blue) corresponding to key */
271:      $le.getAptCurr(sh\_currs[] \downarrow, key \downarrow, sh\_curr \uparrow)$  ;
272:     /* if sh_curr is not NULL and node corresponding to the key is equal to sh_curr.key then check for TS */
273:     if ( $(sh\_curr \neq NULL) \wedge ((sh\_curr.key) = key)$ ) then
274:         /* if val_type is RV then transaction validation for rv_method */
275:         if ( $(val\_type = RV) \wedge (TS(t\_id) < (read(sh\_curr.max\_ts.insert(k))) \parallel$ 
276:              $(TS(t\_id) < (read(sh\_curr.max\_ts.delete(k))))$ ) then
277:              $op\_status \leftarrow ABORT$  ;
278:             /* transaction validation for upd_method */
279:         else if ( $(TS(t\_id) < (read(sh\_curr.max\_ts.insert(k))) \parallel TS(t\_id) < (read(sh\_curr.max\_ts.delete(k))) \parallel$ 
280:              $TS(t\_id) < (read(sh\_curr.max\_ts.lookup(k))))$ ) then
281:              $op\_status \leftarrow ABORT$  ;
282:         end if
283:     end if
284:     return ( $op\_status$ ) ;
285: end function

```

intraTransValidation() handles the case where two consecutive updates within same transaction having overlapping *preds* and *currs* may overwrite the previous method such that only effect of the later method is visible. This happens because the previous method while updating, changes the lazyrb-list causing the *preds* & *currs* of the next method working on the consecutive key to become obsolete. Thus, *intraTransValidation()* corrects this by finding the new *preds* and *currs* of the current method on the consecutive key. There might be two cases (i) if previous method is *STM_insert()* or (ii) previous method is *STM_delete()*. For case(i) we find the `sh_preds[0]` (at Line 291 to Line 293 using previous log entry) and for case(ii) we find `sh_preds[0]` using previous log entry's `sh_preds[0]` (Line 298) and finally find the new `sh_preds[1]` and `sh_currs[0]` between the new found `sh_preds[0]` and `sh_currs[1]` at Line 303 to Line 305.

Algorithm 13 intraTransValidation($le \downarrow, sh_preds[] \uparrow, sh_currs[] \uparrow$)

```
286: function INTRATRANSVALIDATION
287:    $le.getAllPreds\&Currs(le \downarrow, sh\_preds[] \uparrow,$ 
    $sh\_currs[] \uparrow)$ ;
288:   /* if  $sh\_preds[0]$  is marked or  $sh\_currs[1]$  is not reach-
   able from  $sh\_preds[0].bl$  then modify the next consecutive
   upd_method  $sh\_preds[0]$  based on previous upd_method */
289:   if ((read( $sh\_preds[0].marked$ )) || (read(
    $sh\_preds[0].bl$ ) !=  $sh\_currs[1]$ )) then
290:     /* find  $k ; i$ ; such that  $le_k$  contains previous update
   method on same bucket */
291:     if ( $le_k.open$ ) = INSERT) then
292:        $le_i.sh\_preds[0].unlock()$ ;
293:        $sh\_preds[0] \leftarrow (le_k.sh\_preds[0].bl)$ ;
294:        $le_i.sh\_preds[0].lock()$ ;
295:     else
296:       /* upd_method method  $sh\_preds[0]$  will be previ-
   ous method  $sh\_preds[0]$  */
297:        $le_i.sh\_preds[0].unlock()$ ;
298:        $sh\_preds[0] \leftarrow (le_k.sh\_preds[0])$ ;
299:        $le_i.sh\_preds[0].lock()$ ;
300:     end if
301:   end if
302:   /* if  $sh\_currs[0]$  &  $sh\_preds[1]$  is modified by prev op-
   eration then update them also */
303:   if (read( $sh\_preds[1].rl$ ) !=  $sh\_currs[0]$ ) then
304:      $le_i.sh\_preds[1].unlock()$ 
305:      $sh\_preds[1] \leftarrow (le_k.sh\_preds[1].rl)$ ;
306:      $le_i.sh\_preds[1].lock()$ 
307:   end if
308:   return ( $sh\_preds[], sh\_currs[]$ );
309: end function
```

$findInLL()$ is an utility method that returns true to the method that has invoked it, if the calling method is not the first method of the transaction on the key . This is done by linearly traversing the log and finding an entry corresponding to the key . If the calling method is the first method of the transaction for the key then $findInLL()$ return false as it would not find any entry in the log of the transaction corresponding to the key . Since we consider that there can be multiple objects (hash-table) so we need to find unique $\langle obj_id, key \rangle$ pair (refer Line 314).

While executing the $transValidation()$ the time-stamp field of the corresponding $node$ has to be updated. Such a node can be either the marked (dead or $sh_currs[0]$) or the unmarked (live $sh_currs[1]$).

Algorithm 14 findInLL($t_id \downarrow, obj_id \downarrow, key \downarrow, le \uparrow$): Checks whether any operation corresponding to $\langle obj_id, key \rangle$ is present in ll_list .

```
310: function FINDINLL
311:    $ll\_list \leftarrow txlog.getLLList(t\_id \downarrow)$ ;
312:   /* every method first identify the node corresponding to the key into local log */
313:   while ( $le_i \leftarrow next(ll\_list)$ ) do
314:     if ( $le_i.first = obj\_id$ ) & ( $le_i.first = key$ ) then
315:       return ( $TRUE, le$ );
316:     end if
317:   end while
318:   return ( $FALSE, le = NULL$ );
319: end function
```

$get_apcurr()$ in Algo 15 is the utility method which returns the appropriate $node$ corresponding to the key .

Algorithm 15 $\text{get_apcurr}(sh_currs[] \downarrow, key \downarrow, sh_curr \uparrow)$: Returns a curr node from underlying DS which corresponds to the key of le_i .

```

320: function GET_APTCURR                                326:      /* if node corresponding to the key is part of rl then
321:      /* by default set curr to NULL */                curr is sh_currs[0] */
322:      sh_curr ← NULL;                                327:      else if (sh_currs[0].key = key) then
323:      /* if node corresponding to the key is part of bl then curr 328:          sh_curr ← sh_currs[0];
is sh_currs[1] */                                     329:      end if
324:      if (sh_currs[1].key = key) then                330:      return (sh_curr);
325:          sh_curr ← sh_currs[1];                       331:      end function

```

release_ordered_locks() in Algo 16 is an utility method to release the locks in order of the keys to avoid deadlock.

Algorithm 16 $\text{release_ordered_locks}(ordered_ll_list \downarrow)$: Release all locks taken during *rblSearch()*.

```

332: function RELEASE_ORDERED_LOCKS                        339:      end if
333:      /* releasing all the locks on preds, currs and node */    340:      le_i.sh_currs[0].unlock ();
334:      while (le_i ← next(ordered_ll_list)) do          341:      le_i.sh_currs[1].unlock ();
335:          le_i.sh_preds[0].unlock (); //Φlp              342:      end while
336:          le_i.sh_preds[1].unlock ();                    343:      return ();
337:          if le_i.node then                               344:      end function
338:              le_i.node.unlock ();

```

acquirePred&CurrLocks() in Algo 17 & *releasePred&CurrLocks* in Algo 18 do what their names denote. They are used as helping methods in Algo 7.

Algorithm 17 $\text{acquirePred\&CurrLocks}(sh_preds[] \downarrow, sh_currs[] \downarrow)$: acquire all locks taken during *rblSearch()*.

```

345: function ACQUIREPRED&CURRLOCKS                       349:      sh_currs[1].lock ();
346:      sh_preds[0].lock ();                               350:      return ();
347:      sh_preds[1].lock ();                               351:      end function
348:      sh_currs[0].lock ();

```

Algorithm 18 $\text{releasePred\&CurrLocks}(sh_preds[] \downarrow, sh_currs[] \downarrow)$: Release all locks taken during *rblSearch()*.

```

352: function RELEASEPRED&CURRLOCKS                       356:      sh_currs[1].unlock ();
353:      sh_preds[0].unlock (); //Φlp                       357:      return ();
354:      sh_preds[1].unlock ();                             358:      end function
355:      sh_currs[0].unlock ();

```

7 Optimizations

In case a $STM_delete()$ method returns FAIL then it would just behave as a $STM_lookup()$ because it does not modify the underlying data structure. Thus, we do not need to revalidate such failed $STM_delete()$ method in upd_method phase inside $STM_tryC()$. This helps in saving extra computation and time spent during upd_method phase leading to speedup of the transaction.

Furthermore, twice validating the failed $STM_delete()$ also may lead to unnecessary aborts as shown with an example in Figure 29. The Figure 29(i) shows the schedule where T_1 validates $del_1(k_1)$ two times. During $STM_tryC()$ it aborts realizing during its validation that T_2 has scheduled a conflicting insert operation on same node. On the other hand, if would not have validated this failed delete in $STM_tryC()$ the schedule can be accepted hence saving an unnecessary abort as shown in Figure 29(ii).

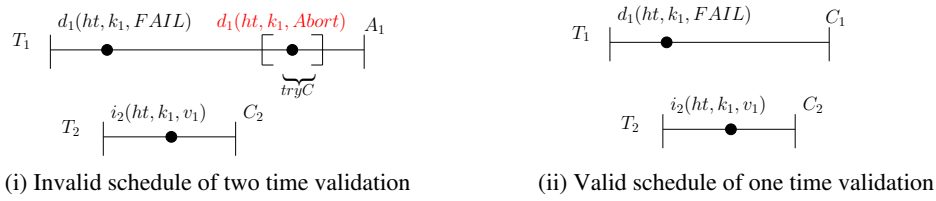


Figure 29: Advantage of validating $STM_delete()$ once, if its returning FAIL in rv_method execution phase

Second optimization could be that during $rblSearch()$ if node corresponding to the node is part of the underlying data structure and the corresponding $methodValidation()$ returns a retry (unsuccessful) then instead of retrying again we can do a $transValidation()$ so that in case the transaction is doomed to abort we would avoid unnecessary computation in retrying a transaction that is bound to abort.

8 Proof Sketch of HT-OSTM

8.1 Method Level

For a global state, S , we denote $evts(S)$ as all the events that has lead the system to global state S . We denote a state S' to be in future of S if $evts(S) \subset evts(S')$. In this case, we denote $S \sqsubset S'$. We have the following definitions and lemmas:

Definition 1 *PublicNodes*: Which is having a incoming rl , except head node.

Definition 2 *Abstract List (Abs)*: At any global abstract state S , $S.Abs$ can be defined as set of all public nodes that are accessible from head via red links union of set of all unmarked public nodes that are accessible from head via blue links. Formally, $\langle S.Abs = S.Abs.rl \cup S.Abs.bl \rangle$, where,
 $S.Abs.rl := \{\forall n | (n \in S.PublicNodes) \wedge (S.Head \rightarrow_{rl}^* S.n)\}$.
 $S.Abs.bl = \{\forall n | (n \in S.PublicNodes) \wedge (\neg S.n.marked) \wedge (S.Head \rightarrow_{bl}^* S.n)\}$

Observation 2 Consider a global state S which has a node n . Then in any future state S' of S , n is a node in S' as well. Formally, $\langle \forall S, S' : (n \in S.nodes) \wedge (S \sqsubset S') \Rightarrow (n \in S'.nodes) \rangle$.

With Observation 2, we assume that nodes once created do not get deleted (ignoring garbage collection for now).

Observation 3 Consider a global state S which has a node n , initialized with key k . Then in any future state S' the key of n does not change. Formally, $\langle \forall S, S' : (n \in S.nodes) \wedge (S \sqsubset S') \Rightarrow (n \in S'.nodes) \wedge (S.n.key = S'.n.key) \rangle$.

Observation 4 Consider a global state S which is the post-state of return event of the function `rblSearch()` invoked in the `STM.delete()` or `STM.tryC()` or `STM.lookup()` methods. Suppose the `rblSearch()` method returns $(preds[0], preds[1], currs[0], currs[1])$. Then in the state S , we have,

$$4.1 \ (preds[0] \wedge preds[1] \wedge currs[0] \wedge currs[1]) \in S.PublicNodes$$

$$4.2 \ (S.preds[0].locked) \wedge (S.preds[1].locked) \wedge (S.currs[0].locked) \wedge (S.currs[1].locked)$$

$$4.3 \ (\neg S.preds[0].marked) \wedge (\neg S.currs[1].marked) \wedge (S.preds[0].bl = S.currs[1]) \wedge (S.preds[1].rl = S.currs[0])$$

In Observation 4, `rblSearch()` method returns only if validation succeed at Line 211.

Lemma 5 Consider a global state S which is the post-state of return event of the function `rblSearch()` invoked in the `STM.delete()` or `STM.tryC()` or `STM.lookup()` methods. Suppose the `rblSearch()` method returns $(preds[0], preds[1], currs[0], currs[1])$. Then in the state S , we have,

$$5.1 \ ((S.preds[0].key) < key \leq (S.currs[1].key)).$$

$$5.2 \ ((S.preds[1].key) < key \leq (S.currs[0].key)).$$

Proof: 5.1 $(S.preds[0].key < key \leq S.currs[1].key)$:

Line 191 of `rblSearch()` method of Algo 7 initializes $S.preds[0]$ to point head node. Also, $(S.currs[1] = S.preds[0].bl)$ by line 193. As in penultimate execution of line 195 $(S.currs[1].key < key)$ and at line 196 $(S.preds[0] = S.currs[1])$ this implies,

$$(S.preds[0].key < key) \tag{1}$$

The node key doesn't change as known by Observation 3. So, before executing of line 200, we know that,

$$(key \leq S.currs[1].key) \tag{2}$$

From eq(1) and eq(2), we get,

$$(S.preds[0].key < key \leq S.currs[1].key) \tag{3}$$

From Observation 4.2 and Observation 4.3 we know that these nodes are locked and from Observation 3, we have that key is not changed for a node, so the lemma holds even when `rblSearch()` method of Algo 7 returns.

5.2 ($S.preds[1].key < key \leq S.curr[0].key$) :

Line 200 of `rblSearch()` method of Algo 7 initializes $S.preds[1]$ to point $S.preds[0]$. Also, ($S.curr[0] = S.preds[0].rl$) by line 202. As in penultimate execution of line 204 ($S.curr[0].key < key$) and at line 205 ($S.preds[1] = S.curr[0]$) this implies,

$$(S.preds[1].key < key) \tag{4}$$

The node key doesn't change as known by Observation 3. So, before executing of line 209, we know that

$$(key \leq S.curr[0].key) \tag{5}$$

From eq(4) and eq(5), we get,

$$(S.preds[1].key < key \leq S.curr[0].key) \tag{6}$$

From Observation 4.2 and Observation 4.3 we know that these nodes are locked and from Observation 3, we have that key is not changed for a node, so the lemma holds even when `rblSearch()` method of Algo 7 returns.

Lemma 6 For a node n in any global state S , we have that, $(\forall n \in S.nodes : (S.n.key < S.n.rl.key))$.

Proof: We prove by Induction on events that change the rl field of the node (as these affect reachability), which are Line 230, 231, 237 & 239 of `rblIns()` method of Algo 8. It can be seen by observing the code that `rblDel()` method of Algo 9 do not have any update events of rl .

Base condition: Initially, before the first event that changes the rl field, we know the underlying lazyrb-list has immutable $S.head$ and $S.tail$ nodes with ($S.head.bl = S.tail$) and ($S.head.rl = S.tail$). The relation between their keys is $(S.head.key < S.tail.key) \wedge (head, tail) \in S.nodes$.

Induction Hypothesis: Say, upto k events that change the rl field of any node, $(\forall n \in S.nodes : S.n.key < S.n.rl.key)$.

Induction Step: So, as seen from the code, the $(k + 1)^{th}$ event which can change the rl field be only one of the following:

1. **Line 230 of `rblIns()` method:** By observing the code, we notice that Line 230 (rl field changing event) can be executed only after the `rblSearch()` method of Algo 7 returns. Line 228 of the `rblIns()` method creates a new node, node with key and at line 229 set the ($S.node.marked = true$) (because inserting the node only into the redlink). Line 230 then sets ($S.node.rl = S.curr[0]$). Since this event does not change the rl field of any node reachable from the head of the list (because node $\notin S.PublicNodes$), the lemma is not violated.
2. **Line 231 of `rblIns()` method:** By observing the code, we notice that Line 231 (rl field changing event) can be executed only after the `rblSearch()` method of Algo 7 returns. From Lemma 5.2, we know that when `rblSearch()` method of Algo 7 returns then,

$$(S.preds[1].key) < key \leq (S.curr[0].key) \tag{7}$$

To reach line 231 of `rblIns()` method, line 53 of `commonLu&Del()` method of Algo 3 should ensure that,

$$(S.curr[s][0].key \neq key) \xrightarrow{eq(7)} (S.preds[1].key) < key < (S.curr[s][0].key) \quad (8)$$

From Observation 4.3, we know that,

$$(S.preds[1].rl = S.curr[s][0]) \quad (9)$$

Also, the atomic event at line 231 of `rblIns()` sets,

$$\begin{aligned} (S.preds[1].rl = node) &\xrightarrow{eq(8)} (S.sh_preds[1].key < node.key) \\ &\implies (S.preds[1].key < S.preds[1].rl.key) \end{aligned} \quad (10)$$

Where $(S.node.key = key)$. Since $(preds[1], node) \in S.nodes$ and hence, $(S.preds[1].key < S.preds[1].rl.key)$.

3. **Line 237 of `rblIns()` method:** By observing the code, we notice that Line 237 (*rl* field changing event) can be executed only after the `rblSearch()` method of Algo 7 returns. Line 234 of the `rblIns()` method creates a new node, *node* with *key*. Line 237 then sets $(S.node.rl = S.curr[s][0])$. Since this event does not change the *rl* field of any node reachable from the head of the list (because $node \notin S.PublicNodes$), the lemma is not violated.
4. **Line 239 of `rblIns()` method:** By observing the code, we notice that Line 239 (*rl* field changing event) can be executed only after the `rblSearch()` Algo 7 method returns. From Lemma 5.2, we know that when `rblSearch()` method of Algo 7 returns then,

$$(S.preds[1].key) < key \leq (S.curr[s][0].key) \quad (11)$$

To reach line 239 of `rblIns()` method, line 160 of `STM.tryC()` method of Algo 6 should ensure that,

$$(S.curr[s][0].key \neq key) \xrightarrow{eq(11)} (S.preds[1].key) < key < (S.curr[s][0].key) \quad (12)$$

From Observation 4.3, we know that,

$$(S.preds[1].rl = S.curr[s][0]) \quad (13)$$

Also, the atomic event at line 239 of `rblIns()` sets,

$$\begin{aligned} (S.preds[1].rl = node) &\xrightarrow{eq(12)} (S.sh_preds[1].key < node.key) \\ &\implies (S.preds[1].key < S.preds[1].rl.key) \end{aligned} \quad (14)$$

where $(S.node.key = key)$. Since $(preds[1], node) \in S.nodes$ and hence, $(S.preds[1].key < S.preds[1].rl.key)$.

Lemma 7 In a global state S , any public node n is reachable from Head via red links. Formally, $(\forall S, n : n \in S.PublicNodes \implies S.Head \rightarrow_{rl}^* S.n)$.

Proof: We prove by Induction on events that change the rl field of the node (as these affect reachability), which are Line 230, 231, 237 & 239 of `rblIns()` method of Algo 8. It can be seen by observing the code that `rblDel()` method of Algo 9 do not have any update events of rl .

Base condition: Initially, before the first event that changes the rl field of any node, we know that $(head, tail) \in S.PublicNodes \wedge \neg(S.head.marked) \wedge \neg(S.tail.marked) \wedge (S.head \rightarrow_{rl}^* S.tail)$.

Induction Hypothesis: Say, upto k events that change the next field of any node, $(\forall n \in S.PublicNodes, (S.head \rightarrow_{rl}^* S.n))$.

Induction Step: So, as seen from the code, the $(k + 1)^{th}$ event which can change the rl field be only one of the following:

1. **Line 230 of `rblIns()` method:** Line 228 of the `rblIns()` method creates a new node, node with key and at line 229 set the $(S.node.marked = true)$ (because inserting the node only into the redlink). Line 230 then sets $(S.node.rl = S.curr[0])$. Since this event does not change the rl field of any node reachable from the head of the list (because $node \notin S.PublicNodes$), the lemma is not violated.
2. **Line 231 of `rblIns()` method:** By observing the code, we notice that Line 231 (rl field changing event) can be executed only after the `rblSearch()` method of Algo 7 returns. From line 230 & 231 of `rblIns()` method, $(S.node.rl = S.sh_curr[0]) \wedge (S.sh_preds[1].rl = S.node) \wedge (node \in S.PublicNodes) \wedge (S.node.marked = true)$ (because inserting the node only into the redlink). It is to be noted that (from Observation 4.2), $(sh_preds[0], sh_preds[1], sh_curr[0], sh_curr[1])$ are locked, hence no other thread can change marked field of $S.sh_preds[1]$ and $S.sh_curr[0]$ simultaneously. Also, from Observation 3, a node's key field does not change after initialization. Before executing line 231, $sh_preds[1]$ is reachable from head by rl (from induction hypothesis). After line 231, we know that from $sh_preds[1]$, public marked node, node is also reachable. Thus, we know that node is also reachable from head. Formally, $(S.Head \rightarrow_{rl}^* S.sh_preds[1]) \wedge (S.sh_preds[1] \rightarrow_{rl}^* S.node) \implies (S.Head \rightarrow_{rl}^* S.node)$.
3. **Line 237 of `rblIns()` method:** Line 234 of the `rblIns()` method creates a new node, node with key. Line 237 then sets $(S.node.rl = S.curr[0])$. Since this event does not change the rl field of any node reachable from the head of the list (because $node \notin S.PublicNodes$), the lemma is not violated.
4. **Line 239 of `rblIns()` method:** By observing the code, we notice that Line 239 (rl field changing event) can be executed only after the `rblSearch()` method of Algo 7 returns. From line 237 & 239 of `rblIns()` method, $(S.node.rl = S.sh_curr[0]) \wedge (S.sh_preds[1].rl = S.node) \wedge (node \in S.PublicNodes) \wedge (node.marked = false)$ (because new node is created by default with unmarked field). It is to be noted that (from Observation 4.2),

($sh_preds[0]$, $sh_preds[1]$, $sh_currs[0]$, $sh_currs[1]$) are locked, hence no other thread can change marked field of $S.sh_preds[1]$ and $S.sh_currs[0]$ simultaneously. Also, from Observation 3, a node's key field does not change after initialization. Before executing line 239, $sh_preds[1]$ is reachable from head by rl (from induction hypothesis). After line 239, we know that from $sh_preds[1]$, public unmarked node, $node$ is also reachable. Thus, we know that $node$ is also reachable from head. Formally, $(S.Head \rightarrow_{rl}^* S.sh_preds[1]) \wedge (S.sh_preds[1] \rightarrow_{rl}^* S.node) \Rightarrow (S.Head \rightarrow_{rl}^* S.node)$.

Corollary 8 Each node is associated with an unique key, i.e. at any given state S , their cannot be two nodes with same key.

As every node is reachable by redlinks and has a strict ordering and from Observation 2 and Observation 3 we get this.

Corollary 9 Consider the global state S such that for any public node n , if there exists a key strictly greater than $n.key$ and strictly smaller than $n.rl.key$, then the node corresponding to the key does not belong to $S.Abs$. Formally, $\langle \forall S, n, key : S.PublicNodes \wedge (S.n.key < key < S.n.rl.key) \Rightarrow node(key) \notin S.Abs \rangle$.

Observation 10 Consider a global state S which has a node n is reachable from head via rl . Then in any future state S' of S , node n is also reachable from head via rl in S' as well. Formally, $\langle \forall S, S' : (n \in S.nodes) \wedge (S \sqsubset S') \wedge (S.head \rightarrow_{rl}^* S.n) \Rightarrow (n \in S'.nodes) \wedge (S'.head \rightarrow_{rl}^* S'.n) \rangle$.

Proof: From Observation 2, we have that for any node n , $n \in S.nodes \Rightarrow n \in S'.nodes$. Also, we have that in absence of garbage collection no node is deleted from memory and the redlinks are preserved during delete update events (refer `rblDel()` method of Algo 9).

Lemma 11 For a node n in any global state S , we have that, $\langle \forall n \in S.nodes : (S.n.key < S.n.bl.key) \rangle$.

Proof: We prove by Induction on events that change the bl field of the node (as these affect reachability), which are Line 224, 225, 238 & 240 of `rblIns()` method of Algo 8 and Line 248 of `rblDel()` method of Algo 9.

Base condition: Initially, before the first event that changes the bl field, we know the underlying lazyrb-list has immutable $S.head$ and $S.tail$ nodes with $(S.head.bl = S.tail)$ and $(S.head.rl = S.tail)$. The relation between their keys is $(S.head.key < S.tail.key) \wedge (head, tail) \in S.nodes$.

Induction Hypothesis: Say, upto k events that change the bl field of any node, $(\forall n \in S.nodes : (S.n.key < S.n.bl.key))$.

Induction Step: So, as seen from the code, the $(k + 1)^{th}$ event which can change the bl field be only one of the following:

1. **Line 224 & 225 of `rblIns()` method:** By observing the code, we notice that Line 224 & 225 (bl field changing event) can be executed only after the `rblSearch()` method of Algo 7

returns. From Lemma 5.1 and Lemma 5.2, we know that when `rblSearch()` method of Algo 7 returns then,

$$((S.preds[0].key) < key \leq (S.currns[1].key)) \wedge ((S.preds[1].key) < key \leq (S.currns[0].key)) \quad (15)$$

To reach line 224 of `rblIns()` method, line 155 of `STM.tryC()` method of Algo 6 should ensure that,

$$\begin{aligned} (S.currns[1].key \neq key) \wedge (S.currns[0].key = key) &\xrightarrow{eq(15)} \\ ((S.preds[0].key) < key < (S.currns[1].key)) & \\ \wedge ((S.preds[1].key) < (key = S.currns[0].key)) & \end{aligned} \quad (16)$$

From Observation 4.3, we know that,

$$(S.preds[0].bl = S.currns[1]) \wedge (S.preds[1].rl = S.currns[0]) \quad (17)$$

The atomic event at line 224 of `rblIns()` sets,

$$\begin{aligned} (S.currns[0].bl = S.currns[1]) &\xrightarrow[\text{Lemma 6}]{eq(16), \text{Lemma 7}} (S.currns[0].key) < (S.currns[1].key) \implies \\ & (S.currns[0].key) < (S.currns[0].bl.key) \end{aligned} \quad (18)$$

Also, the atomic event at line 225 of `rblIns()` sets,

$$\begin{aligned} (S.preds[0].bl = S.currns[0]) &\xrightarrow{eq(16)} (S.preds[0].key) < (S.currns[0].key) \implies \\ & (S.preds[0].key) < (S.preds[0].bl.key). \end{aligned} \quad (19)$$

Where $(S.currns[0].key = key)$. Since $(preds[0], sh_currns[0]) \in S.nodes$ and hence, $(S.preds[0].key < S.preds[0].bl.key)$.

2. **Line 238 of `rblIns()` method:** By observing the code, we notice that Line 238 (*bl* field changing event) can be executed only after the `rblSearch()` method of Algo 7 returns. Line 234 of the `rblIns()` method creates a new node, node with *key*. Line 238 then sets $(S.node.bl = S.currns[1])$. Since this event does not change the *bl* field of any node reachable from the head of the list (because $node \notin S.PublicNodes$), the lemma is not violated.
3. **Line 240 of `rblIns()` method:** By observing the code, we notice that Line 240 (*bl* field changing event) can be executed only after the `rblSearch()` method of Algo 7 returns. From Lemma 5.1 and Lemma 5.2, we know that when `rblSearch()` method of Algo 7 returns then,

$$(S.preds[0].key) < key \leq (S.currns[1].key) \wedge (S.preds[1].key) < key \leq (S.currns[0].key) \quad (20)$$

To reach line 240 of `rblIns()` method, line 160 of `STM.tryC()` method of Algo 6 should ensure that,

$$\begin{aligned} & (S.curr[s][0].key \neq key) \wedge (S.curr[s][1].key \neq key) \xrightarrow{eq(20)} \\ & (S.preds[0].key < key < (S.curr[s][1].key) \\ & \wedge (S.preds[1].key < key < (S.curr[s][0].key) \end{aligned} \quad (21)$$

From Observation 4.3, we know that,

$$(S.preds[0].bl = S.curr[s][1]) \quad (22)$$

Also, the atomic event at line 240 of `rblIns()` sets,

$$\begin{aligned} & (S.preds[0].bl = S.node) \xrightarrow{eq(21)} (S.preds[0].key < S.node.key) \\ & \implies (S.preds[0].key < S.preds[0].bl.key) \end{aligned} \quad (23)$$

Where $(S.node.key = key)$. Since $(preds[0], node) \in S.nodes$ and hence, $(S.preds[0].key < S.preds[0].bl.key)$.

4. **Line 248 of `rblDel()` method:** By observing the code, we notice that Line 248 (*bl* field changing event) can be executed only after the `rblSearch()` method of Algo 7 returns. From Lemma 5.1, we know that when `rblSearch()` method of Algo 7 returns then,

$$(S.preds[0].key) < key \leq (S.curr[s][1].key) \quad (24)$$

To reach line 248 of `rblDel()` method, line 171 of `STM.tryC()` method of Algo 6 should ensure that,

$$(S.curr[s][1].key = key) \xrightarrow{eq(24)} (S.preds[0].key) < (key = S.curr[s][1].key) \quad (25)$$

From Observation 4.3, we know that,

$$(S.preds[0].bl = S.curr[s][1]) \quad (26)$$

We know from Induction hypothesis,

$$(curr[s][1].key < curr[s][1].bl.key) \quad (27)$$

Also, the atomic event at line 248 of `rblDel()` sets,

$$\begin{aligned} & (S.preds[0].bl = S.curr[s][1].bl) \xrightarrow{eq(25), eq(27)} (S.preds[0].key < S.curr[s][1].bl.key) \\ & \implies (S.preds[0].key < S.preds[0].bl.key) \end{aligned} \quad (28)$$

Where $(S.curr[s][1].key = key)$. Since $(preds[0], curr[s][1]) \in S.nodes$ and hence, $(S.preds[0].key < S.preds[0].bl.key)$

Lemma 12 In a global state S , any unmarked public node n is reachable from Head via blue links. Formally, $\langle \forall S, n : (S.PublicNodes) \wedge (\neg S.n.marked) \implies (S.Head \rightarrow_{bl}^* S.n) \rangle$.

Proof: We prove by Induction on events that change the bl field of the node (as these affect reachability), which are Line 224, 225, 238 & 240 of `rblIns()` method of Algo 8 and line 248 of `rblDel()` method of Algo 9.

Base condition: Initially, before the first event that changes the bl field of any node, we know that $(head, tail) \in S.PublicNodes \wedge \neg(S.head.marked) \wedge \neg(S.tail.marked) \wedge (S.head \rightarrow_{bl}^* S.tail)$.

Induction Hypothesis: Say, upto k events that change the next field of any node, $\forall n \in S.PublicNodes, (\neg S.n.marked) \wedge (S.head \rightarrow_{bl}^* S.n)$.

Induction Step: So, as seen from the code, the $(k + 1)^{th}$ event which can change the bl field be only one of the following:

1. **Line 224 & 225 of `rblIns()` method:** By observing the code, we notice that Line 224 & 225 (bl field changing event) can be executed only after the `rblSearch()` method of Algo 7 returns. It is to be noted that (from Observation 4.2), $(sh_preds[0], sh_preds[1], sh_currs[0], sh_currs[1])$ are locked, hence no other thread can change $S.sh_preds[0].marked$ and $S.sh_currs[1].marked$ simultaneously. Also, from Observation 3, a node's key field does not change after initialization. Before executing line 224, from Observation 4.3 ,

$$(S.sh_preds[0].marked = false) \wedge (S.sh_currs[1].marked = false) \quad (29)$$

And from Lemma 7 and induction hypothesis,

$$(S.Head \rightarrow_{rl}^* S.sh_currs[0]) \wedge (S.Head \rightarrow_{bl}^* S.sh_currs[1]) \quad (30)$$

After line 224, we know that from $sh_currs[0]$, public unmarked node, $sh_currs[1]$ is also reachable, implies that,

$$(S.sh_currs[0] \rightarrow_{bl}^* S.sh_currs[1]) \quad (31)$$

Also, before executing line 225, from induction hypothesis and Lemma 7 ,

$$(S.Head \rightarrow_{bl}^* S.sh_preds[0]) \wedge (S.Head \rightarrow_{rl}^* S.sh_currs[0]) \quad (32)$$

After line 225, we know that from $sh_preds[0]$, public unmarked node (from line 223 of `rblIns()` method), $sh_currs[0]$ is also reachable via bl , implies that,

$$(S.sh_preds[0] \rightarrow_{bl}^* S.sh_currs[0]) \wedge (S.sh_currs[0].marked = false) \quad (33)$$

From eq(31) and eq(33),

$$(S.sh_preds[0] \rightarrow_{bl}^* S.sh_currs[0]) \wedge (S.sh_currs[0] \rightarrow_{bl}^* S.sh_currs[1]) \wedge (S.sh_currs[0].marked = false) \quad (34)$$

Since $(sh_preds[0], sh_currs[0]) \in S.PublicNode$ and hence, $(S.Head \rightarrow_{bl}^* S.sh_preds[0]) \wedge (S.sh_preds[0] \rightarrow_{bl}^* S.sh_currs[0]) \wedge (S.sh_currs[0].marked = false) \implies (S.Head \rightarrow_{bl}^* S.sh_currs[0])$.

2. **Line 238 of rblIns() method:** Line 234 of the rblIns() method creates a new node, node with key. Line 238 then sets ($S.node.bl = S.curr[1]$). Since this event does not change the *bl* field of any node reachable from the head of the list (because $node \notin S.PublicNodes$), the lemma is not violated.
3. **Line 240 of rblIns() method:** By observing the code, we notice that Line 240 (*bl* field changing event) can be executed only after the rblSearch() method of Algo 7 returns. It is to be noted that (from Observation 4.2), ($sh_preds[0]$, $sh_preds[1]$, $sh_curr[0]$, $sh_curr[1]$) are locked, hence no other thread can change $S.sh_preds[0].marked$ and $S.sh_curr[1].marked$ simultaneously. Also, from Observation 3, a node's key field does not change after initialization. Before executing line 238, from Observation 4.3 ,

$$(S.sh_preds[0].marked = false) \wedge (S.sh_curr[1].marked = false) \quad (35)$$

And from induction hypothesis,

$$(S.Head \rightarrow_{bl}^* S.sh_curr[1]) \quad (36)$$

After line 238, we know that from node, public unmarked node, $sh_curr[1]$ is also reachable via *bl*, implies that,

$$(S.node \rightarrow_{bl}^* S.sh_curr[1]) \quad (37)$$

Also, before executing line 240, from induction hypothesis,

$$(S.Head \rightarrow_{bl}^* S.sh_preds[0]) \quad (38)$$

After line 240, we know that from $sh_preds[0]$, public unmarked node (because new node is created by default with unmarked field), node is also reachable via *bl*, implies that,

$$(S.sh_preds[0] \rightarrow_{bl}^* S.node) \wedge (S.node.marked = false) \quad (39)$$

From eq(37) and eq(39),

$$(S.sh_preds[0] \rightarrow_{bl}^* S.node) \wedge (S.node \rightarrow_{bl}^* S.sh_curr[1]) \wedge (S.node.marked = false) \quad (40)$$

Since $(sh_preds[0], node) \in S.PublicNode$ and hence, $(S.Head \rightarrow_{bl}^* S.sh_preds[0]) \wedge (S.sh_preds[0] \rightarrow_{bl}^* S.node) \wedge (S.node.marked = false) \Rightarrow (S.Head \rightarrow_{bl}^* S.node)$.

Corollary 13 All public node n , is reachable from head via bluelist is subset of all public node n , is reachable from head via redlist. Formally, $\langle \forall S, n : (n \in S.nodes) \wedge (S.head \rightarrow_{bl}^* S.n) \subseteq (S.head \rightarrow_{rl}^* S.n) \rangle$.

Proof: From Lemma 7 , we know that all public nodes either marked or unmarked are reachable from head by *rl*, also from Lemma 12 we have that all unmarked public nodes are reachable by *bl*. Unmarked public nodes are subset of all public nodes thus the corollary.

Lemma 14 Consider a concurrent history, E^H , for any successful method which is call by transaction T_i , after the post-state of LP event of the method, node corresponding to the key should be part of rl and max_ts of that node should be equal to method transaction time-stamp. Formally, $\langle (node(key) \in ([E^H.Post(m_i.LP)].Abs.rl)) \wedge (node.max_ts = TS(T_i)) \rangle$.

Proof: 1. **For rv_method method:** By observing the code, each rv_method first invokes $rblSearch()$ method of Algo 7 (line 36 of $commonLu\&Del()$ method of Algo 3). From Lemma 6 & Lemma 11 we have that the nodes in the underlying data-structure are in increasing order of their keys, thus the key on which the method is working has a unique location in underlying data-structure from Corollary 8. So, when the $rblSearch()$ is invoked from a method, it returns correct location $(sh_preds[0], sh_preds[1], sh_currs[0], sh_currs[1])$ of corresponding key as observed from Observation 4 & Lemma 5 and all are locked, hence no other thread can change simultaneously (from Observation 4.2).

In the pre-state of LP event of rv_method , if $(node.key \in S.Abs.rl)$, means key is already there in rl and time-stamp of that node is less then the rv_method transactions time-stamp, from $transValidation()$ method of Algo 12, then in the post-state of LP event of rv_method , $node.key$ should be the part of rl from Observation 10 and key can't be change from Observation 3 and it just update the max_ts field for corresponding node key by method transaction time-stamp else abort.

In the pre-state of LP event of rv_method , if $(node.key \notin S.Abs.rl)$, means key is not there in rl then, in the post-state of LP event of rv_method , insert the node corresponding to the key into rl by using $rblIns()$ method of Algo 8 and update the max_ts field for corresponding node key by method transaction time-stamp. Since, $node.key$ should be the part of rl from Observation 10 and key can't be change from Observation 3, in post-state of LP event of rv_method .

2. **For upd_method method:** By observing the code, each upd_method also first invokes $rblSearch()$ method of Algo 7 (line 127 of $STM_tryC()$ method of Algo 6). From Lemma 6 & Lemma 11 we have that the nodes in the underlying data-structure are in increasing order of their keys, thus the key on which the method is working has a unique location in underlying data-structure from Corollary 8. So, when the $rblSearch()$ is invoked from a method, it returns correct location $(sh_preds[0], sh_preds[1], sh_currs[0], sh_currs[1])$ of corresponding key as observed from Observation 4 & Lemma 5 and all are locked, hence no other thread can change simultaneously (from Observation 4.2).

(a) **If upd_method is insert:** In the pre-state of LP event of upd_method , if $(node.key \in S.Abs.rl)$, means key is already there in rl and time-stamp of that node is less then the upd_method transactions time-stamp, from $transValidation()$ method of Algo 12, then in the post-state of LP event of upd_method , $node.key$ should be the part of rl and it just update the max_ts field for corresponding node key by method transaction time-stamp else abort.

In the pre-state of LP event of upd_method , if $(node.key \notin S.Abs.rl)$, means key is not there in rl then in the post-state of LP event of upd_method , it will insert the node

corresponding to the key into the rl as well as bl , from $rblIns()$ method of Algo 8 at line 169 of $STM_tryC()$ method of Algo 6 and update the max_ts field for corresponding node key by method transaction time-stamp. Once a node is created it will never get deleted from Observation 10 and node corresponding to a key can't be modified from Observation 3.

- (b) **If upd_method is delete:** In the pre-state of LP event of upd_method , if $(node.key \in S.Abs.rl)$, means key is already there in rl and time-stamp of that node is less then the upd_method transactions time-stamp, from $transValidation()$ method of Algo 12 , then in the post-state of LP event of upd_method , $node.key$ should be the part of rl , from $rblDel()$ method of Algo 9 at line 175 of $STM_tryC()$ method of Algo 6 and it just update the max_ts field for corresponding node key by method transaction time-stamp else abort.

In the pre-state of LP event of upd_method , $(node.key \notin S.Abs.rl)$ this should not be happen because execution of $STM.delete()$ method of Algo 4 must have already inserted a node in the underlying data-structure prior to $STM_tryC()$ method of Algo 6 . Thus, $(node.key \in S.Abs.rl)$ and update the max_ts field for corresponding node key by method transaction time-stamp else abort.

In *HT-OSTM* we have a upd_method execution phase where all buffered upd_method take effect together after successful validation of each of them. Following problem may arise if two upd_method within same transaction have at least one shared node amongst its recorded $(sh_preds[0], sh_preds[1], sh_currs[0], sh_currs[1])$, in this case the previous upd_method effect might be overwritten if the next upd_method preds and currs are not updated according to the updates done by the previous upd_method . Thus program order might get violated. Thus to solve this we have intra trans validation after each upd_method in $STM_tryC()$, during upd_method execution phase.

Lemma 15 $intraTransValidation()$ preserve the program order within a transaction.

Proof: We are taking contradiction that $intraTransValidation()$ is not preserving program order means two consecutive upd_method of same transaction which are having at least one shared node amongst its recorded $(sh_preds[0], sh_preds[1], sh_currs[0], sh_currs[1])$ then effect of first upd_method will be overwritten by the next upd_method .

By observing the code at line 144 of $STM_tryC()$ method of Algo 6, current upd_method will go for $intraTransValidation()$ and at line 289 of $intraTransValidation()$ method of Algo 13 , current upd_method will validate its $(sh_preds[0].marked)$ and $(sh_preds[0].bl \neq sh_currs[1])$. If any condition is true then, at line 291 of $intraTransValidation()$ method of Algo 13, will check for previous upd_method . If the previous upd_method is insert then the current upd_method update its $sh_preds[0]$ to previous upd_method , $node.key$ else set current upd_method $sh_preds[0]$ to previous upd_method $sh_preds[0]$.

After that at line 303 of $intraTransValidation()$ method of Algo 13 , current upd_method validate its $(sh_preds[1].rl \neq sh_currs[0])$. If condition is true then current upd_method set its $sh_preds[1]$ to previous upd_method , $node.key$.

If we will not update the current method *preds* and *currs* using `intraTransValidation()` then effect of first *upd_method* will be overwritten by the next *upd_method*.

Observation 16 For any global state *S*, the `intraTransValidation()` in `STM_tryC()` preserves the properties of `rblSearch()` as proved in Observation 4 & Lemma 5 .

Lemma 17 Consider a concurrent history, E^H , after the post-state of LP event of successful `STM_tryC()` method, where each key belonging to the last *upd_method* of that transaction, then,

17.1 If *upd_method* is insert, then node corresponding to the key should be part of *bl* and *node.val* should be equal to *v*. Formally, $\langle (node(key) \in ([E^H.Post(m_i.LP)].Abs.bl) \wedge (node.val = v)) \rangle$.

17.2 If *upd_method* is delete, then node corresponding to the key should not be part of *bl*. Formally, $\langle (node(key) \notin ([E^H.Post(m_i.LP)].Abs.bl)) \rangle$.

Proof: By observing the code, each *upd_method* also first invokes `rblSearch()` method of Algo 7 (line 127 of `STM_tryC()` method of Algo 6). From Lemma 6 & Lemma 11 we have that the nodes in the underlying data-structure are in increasing order of their keys, thus the key on which the method is working has a unique location in underlying data-structure from Corollary 8 . So, when the `rblSearch()` is invoked from a method, it returns correct location (*sh_preds*[0], *sh_preds*[1], *sh_currs*[0], *sh_currs*[1]) of corresponding key as observed from Observation 4 & Lemma 5 and all are locked, hence no other thread can change simultaneously (from Observation 4.2).

17.1 **If upd_method is insert:** In the pre-state of LP event of *upd_method* at Line 147, 155 of `STM_tryC()` method of Algo 6, if $(node.key \in S.Abs.rl)$, means key is already there in *rl* and time-stamp of that node is less then the *upd_method* transactions time-stamp, from `transValidation()` method of Algo 12, then in the post-state of LP event of *upd_method*, *node.key* should be the part of *bl* and it will update the value as *v*.

In the pre-state of LP event of *upd_method* at Line 160 of `STM_tryC()` method of Algo 6 , if $(node.key \notin S.Abs.rl)$, means key is not there in *rl* then in the post-state of LP event of *upd_method*, it will insert the node corresponding to the key into the *bl*, from `rblIns()` method of Algo 8 at line 162 of `STM_tryC()` method of Algo 6 and update the value as *v*. Once a node is created it will never get deleted from Observation 10 and node corresponding to a key can't be modified from Observation 3.

17.2 **If upd_method is delete:** In the pre-state of LP event of *upd_method* at Line 171 of `STM_tryC()` method of Algo 6 , if $(node.key \in S.Abs.bl)$, means key is already there in *bl* and time-stamp of that node is less then the *upd_method* transactions time-stamp, from `transValidation()` method of Algo 12 , then in the post-state of LP event of *upd_method*, *node.key* should not be the part of *bl*, from `rblDel()` method of Algo 9 at line 171 of `STM_tryC()` method of Algo 6 .

In the pre-state of LP event of *upd_method*, $(node.key \notin S.Abs.rl)$ this should not be happen because execution of `STM_delete()` method of Algo 4 must have already inserted a node in the underlying data-structure prior to `STM_tryC()` method of Algo 6 .

Lemma 18 Consider a concurrent history, E^H , where S be the pre-state of LP event of successful rv_method , in that, if node corresponding to the key is the part of bl and $node.val$ is equal to v then, rv_method return OK and value v . Formally, $\langle (node(key) \in ([E^H.Pre(m_i.LP)].Abs.bl)) \wedge (S.node.val = v) \implies rv_method(key, OK, v) \rangle$.

Proof: Let the rv_method is $STM.lookup()$ method of Algo 2 and it is the first key method of the transaction, we ignore the abort case for simplicity.

From line 36 of $commonLu\&Del()$ method of Algo 3, when $rblSearch()$ method of Algo 7 returns we have $(preds[0], preds[1], currs[0], currs[1] \in S.PublicNodes)$ and are locked(from Observation 4.1 & Observation 4.2) until $STM.lookup()$ method of Algo 2 return. Also, from Lemma 5.1,

$$(S.preds[0].key < key \leq S.currs[1].key) \quad (41)$$

To return OK , $S.currs[1]$ should be reachable from the head via bluelist from Definition 2, in the pre-state of LP of rv_method . And after observing code, at line 43 of $commonLu\&Del()$ method of Algo 3,

$$(S.currs[1].key = key) \xrightarrow{eq(41)} (S.preds[0].key < (key = S.currs[1].key)) \quad (42)$$

Also, from Observation 4.3,

$$(S.preds[0].bl = S.currs[1]) \quad (43)$$

And $(currs[1] \in S.nodes)$, we know $(currs[1] \in S.Abs.bl)$ where S is the pre-state of the LP event of the method. From Lemma 17.1, there should be a prior upd_method which have to be insert and $sh_currs[1].val$ is equal to v . Since Observation 3 tells, no node changes its key value after initialization. Hence $(node(key) \in ([E^H.Pre(m_i.LP)].Abs.bl) \wedge (S.node.val = v))$.

*Same argument can be extended to $STM.delete()$ method.

Lemma 19 Consider a concurrent history, E^H , where S be the pre-state of LP event of successful rv_method , in that, if node corresponding to the key is not the part of bl then, rv_method return $FAIL$. Formally, $\langle (node(key) \notin ([E^H.Pre(m_i.LP)].Abs.bl)) \implies rv_method(key, FAIL) \rangle$.

Proof: Let the rv_method is $STM.lookup()$ method of Algo 2 and it is the first key method of the transaction, we ignore the abort case for simplicity.

1. From line 36 of $commonLu\&Del()$ method of Algo 3, when $rblSearch()$ method of Algo 7 returns we have $(preds[0], preds[1], currs[0], currs[1] \in S.PublicNodes)$ and are locked(from Observation 4.1 & Observation 4.2) until $STM.lookup()$ method of Algo 2 return. Also, from Lemma 5.2,

$$(S.preds[1].key < key \leq S.currs[0].key) \quad (44)$$

To return $FAIL$, $S.currs[0]$ should not be reachable from the head via bluelist from Definition 2, in the pre-state of LP of rv_method . And after observing code, at line 48 of $commonLu\&Del()$ method of Algo 3,

$$(S.currs[0].key = key) \xrightarrow{eq(44)} (S.preds[1].key < (key = S.currs[0].key)) \quad (45)$$

Also, from Observation 4.3 ,

$$(S.preds[1].rl = S.currns[0]) \quad (46)$$

And ($currns[0] \in S.nodes$), we know ($currns[0] \in S.Abs.rl$) where S is the pre-state of the LP event of the method and ($S.sh_currns[0].marked = true$). Thus, ($sh_currns[0] \notin S.Abs.bl$) from Definition 2 . Hence ($node(key) \notin ([E^H.Pre(m_i.LP)].Abs.bl)$)

2. From line 36 of `commonLu&Del()` method of Algo 3, when `rbfSearch()` method of Algo 7 returns we have ($preds[0], preds[1], currns[0], currns[1] \in S.PublicNodes$) and are locked(from Observation 4.1 & Observation 4.2) until `STM.lookup()` method of Algo 2 return. Also, from Lemma 5.2 ,

$$(S.preds[1].key < key \leq S.currns[0].key) \quad (47)$$

And after observing code, at line 53 of `commonLu&Del()` method of Algo 3 ,

$$(S.currns[1].key \neq key) \wedge (S.currns[0].key \neq key) \xrightarrow{eq(47)} (S.preds[1].key < key < S.currns[0].key) \quad (48)$$

Also, from Observation 4.3 ,

$$(S.preds[1].rl = S.currns[0]) \quad (49)$$

From eq(48), we can say that, ($node(key) \notin S.Abs$) and from Corollary 9, we conclude that $node(key)$ not in the state after `rbfSearch()` returns. Since Observation 3 tells, no node changes its key value after initialization. Hence ($node(key) \notin ([E^H.Pre(m_i.LP)].Abs.bl)$).

*Same argument can be extended to `STM.delete()` method.

Observation 20 Only the successful `STM.tryC()` method working on the key k can update the `Abs.bl`.

By observing the code, only the successful `STM.tryC()` method of Algo 6 is changing the `bl`. There is no line which is changing the `bl` in `STM.delete()` method of Algo 4 and `STM.lookup()` method of Algo 2 . Such that `rv_method` is not changing the `bl`.

Observation 21 If `STM.tryC()` and `rv_method` wants to update `Abs` on the key k , then first it has to acquire the lock on the node corresponding to the key k .

If node corresponding to the key k is not the part of `Abs` then `STM.tryC()` and `rv_method` have to create the node corresponding to the key k and before adding it into the shared memory(`Abs`), it has to acquire the lock on the particular node corresponding to the key k .

Definition 3 First unlocking point of each successful method is the LP.

Linearization Points: Here, we list the linearization points (LPs) of each method. Note that each method of the list can return either `OK`, `FAIL` or `ABORT`. So, we define the LP for all the methods:

1. *STM_begin()*: *get&incr(sh_cntr ↑)* at Line 5 of *STM_begin()*.
2. *STM_insert(ht, k, OK/FAIL/ABORT)*: *le.setValue(obj_id ↓, key ↓, value ↓)* at Line 112 of *STM_insert()*.
3. *STM_delete(ht, k, OK/FAIL/ABORT)*: *sh_preds[0].unlock()* at Line 353 of *releasePred&CurrLocks()* (Algo 18) is the LP of *STM_delete()*. Which is called from Line 61 of *commonLu&Del()* (Algo 3) at Line 96 of *STM_delete()*.
4. *STM_lookup(ht, k, OK/FAIL/ABORT)*: *sh_preds[0].unlock()* at Line 353 of *releasePred&CurrLocks()* (Algo 18) is the LP of *STM_lookup()*. Which is called from Line 61 of *commonLu&Del()* (Algo 3) at Line 27 of *STM_lookup()*.
5. *STM_tryC(ht, k, OK/FAIL/ABORT)*: *le_i.sh_preds[0].unlock()* at Line 335 of *releaseOrderedLocks()* (Algo 16). Which is called at Line 180 of *STM_tryC()*.

Observation 22 *Two concurrent conflicting methods of different transaction can't acquire the lock on the same node corresponding to the key k simultaneously.*

Observation 23 *Consider two concurrent conflicting method of different transactions say m_i of T_i and m_j of T_j working on the same key k , then, if $ul(m_i(k))$ happen before the $l(m_j(k))$ then $LP(m_i)$ happen before $LP(m_j)$. Formally, $\langle (ul(m_i(k)) \prec l(m_j(k))) \Rightarrow (LP(m_i) \prec LP(m_j)) \rangle$*

If two concurrent conflicting methods are working on the same key k and want to update *Abs* then they have to acquire the lock on the node corresponding to the key k from Observation 21 and one of them succeed from Observation 22 . If $ul(m_i(k))$ happen before the $l(m_j(k))$ then from Definition 3 , $LP(m_i)$ happen before the $LP(m_j)$.

Lemma 24 *Consider two state, S_1, S_2 s.t. $S_1 \sqsubset S_2$ and $S_1.bl.value(k) \neq S_2.bl.value(k)$ then there exist S' s.t. $S' \sqsubset S_2$ and S' contain the *STM_tryC()* method on the same key k . Formally, $\langle (S_1.bl.value(k) \neq (S_2.bl.value(k)) \Rightarrow \exists(S' \text{ s.t.}, S_1.bl \prec S'.LP(\text{tryC}) \prec S_2.bl) \rangle$. Where S_1 is the post-state of LP event of *STM_tryC()* method and S_2 is the pre-state of LP event of *rv_method*.*

Proof: *In the state S_1 and S_2 , if the value corresponding to the key k is not same then from Observation 20 , we know that only the successful *STM_tryC()* method working on the same key k can update the *Abs.bl*. For updating the *Abs* on the key k it has to acquire the lock on the node corresponding to the key k from Observation 21. Such that, $l(\text{tryC}(k))$ happen before the $l(S_2(k))$ from Observation 22 , then, $ul(\text{tryC}(k))$ happen before the $l(S_2(k))$ then $LP(\text{tryC})$ happen before the $LP(S_2)$ from Observation 23 .*

Lemma 25 *Consider a concurrent history, E^H , let there be a successful *STM_tryC()* method of a transaction T_i which last updated the node corresponding to k . Now, Consider a successful *rv_method* of a transaction T_j on key k then,*

25.1 If in the the pre-state of LP event of the *rv_method* , node corresponding to the key *k* is part of *bl* and value is *v*. Then the last *upd_method* of STM_tryC() would be insert on same key *k* and value *v* and it should be the previous closest to the *rv_method*.

25.2 If in the the pre-state of LP event of the *rv_method* , node corresponding to the key *k* is not part of the *bl*. Then the last *upd_method* in STM_tryC() would be delete on same key *k* and it should be the previous closest to the *rv_method*.

Proof: 25.1 For proving this we are taking a contradiction that in the pre-state of *rv_method*, node corresponding to the key *k* is the part of *bl* and value as *v*, for that, there exist a previous closest successful tryC method should having the last *upd_method* as insert on the same key *k* from Corollary 8 , node corresponding to the key *k* is unique and value is *v'*. If the value of the node corresponding to the key *k* is different for both the methods then from Lemma 24 , there should be some other transaction tryC method working on the same key *k* and its LP should lies in between these two methods LP. Therefore that intermediate tryC should be the previous closest method for the *rv_method* and it will return the same value as previous closest method inserted.

25.2 For proving this we are taking contradiction that previous closest successful tryC method should having the last *upd_method* as insert on the same key *k*. If the last *upd_method* is insert on the same key *k* then after the post-state of successful tryC method, node corresponding to the key *k* should be the part of *bl* from Lemma 17.1 . But we know that in the pre-state of *rv_method*, node corresponding to the key *k* is not the part of *bl*. Such that previous closest successful tryC method should not having last *upd_method* as insert on the same key *k*. Hence contradiction.

Theorem 26 The sequential history generated by HT-OSTM at method level is legal.

Theorem 27 The legal sequential history generated by HT-OSTM at method level is Linearizable.

Construction of sequential history based on the LP of concurrent methods of a concurrent history, E^H , and execute them in their LP order for returning the same *return value*.

Lemma 28 Let there be a successfull STM_tryC() method of a transaction T_i which last updated the node corresponding to *k*. Now, consider a successful *rv_method* of a transaction T_j on key *k* then,

28.1 If in the the pre-state of *rv_method* , node corresponding to the key *k* is part of *bl* and value is *v*. Then the last *upd_method* of STM_tryC() would be insert on same key *k* and value *v* and it should be the previous closest to the *rv_method*.

28.2 If in the the pre-state of *rv_method* , node corresponding to the key *k* is not part of the *bl*. Then the last *upd_method* in STM_tryC() would be delete on same key *k* and it should be the previous closest to the *rv_method*.

Proof: 28.1 For proving this we are taking a contradiction that in the pre-state of *rv_method*, node corresponding to the key *k* is the part of *bl* and value as *v*, for that, there exist a previous closest successful tryC method should having the last *upd_method* as insert on the same key *k* from Corollary 8, node corresponding to the key *k* is unique and value is *v'*. If the value of the node corresponding to the key *k* is different for both the methods then from Lemma 24, there should be some other transaction tryC method working on the same key *k* and its LP should lies in between these two methods LP. Therefore that intermediate tryC should be the previous closest method for the *rv_method* and it will return the same value as previous closest method inserted.

28.2 For proving this we are taking contradiction that previous closest successful tryC method should having the last *upd_method* as insert on the same key *k*. If the last *upd_method* is insert on the same key *k* then after the post-state of successful tryC method, node corresponding to the key *k* should be the part of *bl* from Lemma 17.1. But we know that in the pre-state of *rv_method*, node corresponding to the key *k* is not the part of *bl*. Such that previous closest successful tryC method should not having last *upd_method* as insert on the same key *k*. Hence contradiction.

Lemma 29 Consider a sequential history, E^S , for any successful method which is call by transaction T_i , after the post-state of the method, node corresponding to the key should be part of *rl* and *max_ts* of that node should be equal to method transaction time-stamp. Formally, $\langle (node(key) \in (P.Abs.rl)) \wedge (P.node.max_ts = TS(T_i)) \rangle$. Where *P* is the post-state of the method.

Proof: 1. **For *rv_method* method:** By observing the code, each *rv_method* first invokes *rbSearch()* method of Algo 7 (line 36 of *commonLu&Del()* method of Algo 3). From Lemma 6 & Lemma 11 we have that the nodes in the underlying data-structure are in increasing order of their keys, thus the key on which the method is working has a unique location in underlying data-structure from Corollary 8. So, when the *rbSearch()* is invoked from a method, it returns correct location (*sh_preds*[0], *sh_preds*[1], *sh_curr*s[0], *sh_curr*s[1]) of corresponding key as observed from Observation 4 & Lemma 5 and all are locked, hence no other thread can change simultaneously (from Observation 4.2).

In the pre-state of *rv_method*, if $(node.key \in S.Abs.rl)$, means key is already there in *rl* and time-stamp of that node is less then the *rv_method* transactions time-stamp, from *transValidation()* method of Algo 12, then in the post-state of *rv_method*, *node.key* should be the part of *rl* from Observation 10 and key can't be change from Observation 3 and it just update the *max_ts* field for corresponding node key by method transaction time-stamp else abort.

In the pre-state of *rv_method*, if $(node.key \notin S.Abs.rl)$, means key is not there in *rl* then, in the post-state of *rv_method*, insert the node corresponding to the key into *rl* by using *rbIns()* method of Algo 8 and update the *max_ts* field for corresponding node key by method transaction time-stamp. Since, *node.key* should be the part of *rl* from Observation 10 and key can't be change from Observation 3, in post-state of *rv_method*.

2. **For upd_method method:** By observing the code, each `upd_method` also first invokes `rblSearch()` method of Algo 7 (line 127 of `STM_tryC()` method of Algo 6). From Lemma 6 & Lemma 11 we have that the nodes in the underlying data-structure are in increasing order of their keys, thus the key on which the method is working has a unique location in underlying data-structure from Corollary 8 . So, when the `rblSearch()` is invoked from a method, it returns correct location (`sh_preds[0]`, `sh_preds[1]`, `sh_currts[0]`, `sh_currts[1]`) of corresponding key as observed from Observation 4 & Lemma 5 and all are locked, hence no other thread can change simultaneously (from Observation 4.2).

(a) **If upd_method is insert:** In the pre-state of `upd_method`, if $(node.key \in S.Abs.rl)$, means key is already there in `rl` and time-stamp of that node is less then the `upd_method` transactions time-stamp, from `transValidation()` method of Algo 12 , then in the post-state of `upd_method`, `node.key` should be the part of `rl` and it just update the `max_ts` field for corresponding node key by method transaction time-stamp else abort. In the pre-state of `upd_method`, if $(node.key \notin S.Abs.rl)$, means key is not there in `rl` then in the post-state of `upd_method`, it will insert the node corresponding to the key into the `rl` as well as `bl`, from `rblIns()` method of Algo 8 at line 164 of `STM_tryC()` method of Algo 6 and update the `max_ts` field for corresponding node key by method transaction time-stamp. Once a node is created it will never get deleted from Observation 10 and node corresponding to a key can't be modified from Observation 3.

(b) **If upd_method is delete:** In the pre-state of `upd_method`, if $(node.key \in S.Abs.rl)$, means key is already there in `rl` and time-stamp of that node is less then the `upd_method` transactions time-stamp, from `transValidation()` method of Algo 12 , then in the post-state of `upd_method`, `node.key` should be the part of `rl`, from `rblDel()` method of Algo 9 at line 175 of `STM_tryC()` method of Algo 6 and it just update the `max_ts` field for corresponding node key by method transaction time-stamp else abort.

In the pre-state of `upd_method`, $(node.key \notin S.Abs.rl)$ this should not be happen because execution of `STM_delete()` method of Algo 4 must have already inserted a node in the underlying data-structure prior to `STM_tryC()` method of Algo 6 . Thus, $(node.key \in S.Abs.rl)$ and update the `max_ts` field for corresponding node key by method transaction time-stamp else abort.

Corollary 30 After the post-state of any successful method on a key ensures that underlying `rl` contains a unique node corresponding to the key and `max_ts` field is updated by methods transactions time-stamp.

8.2 Transactional Level

From Section 8.1 we are guaranteed to have a sequential history or in other terms we have a linearizable history. Now we shall prove that such linearizable history obtained from *HT-OSTM* is opaque.

Observation 31 *H* is a sequential history obtained from *HT-OSTM*, as shown at method level using *LP*.

Definition 4 $CG(H)$ is a conflict graph of H .

Lemma 32 Conflict graph of a serial history is acyclic.

Proof: If conflict graph of serial history contains an conflict edge (T_1, T_2) , then $T_1.lastEvt \prec_H T_2.firstEvt$. Now, assume that conflict graph of a serial history is cyclic, then their exist a cycle path in the form $(T_1, T_2 \cdots T_k, T_1)$, ($k \geq 1$). So, transitively,

$$\begin{aligned} ((T_1.lastEvt \prec_H T_k.firstEvt) \wedge (T_k.lastEvt \prec_H T_1.firstEvt)) \Rightarrow \\ (T_1.lastEvt \prec_H T_1.firstEvt) \end{aligned} \quad (50)$$

This contradict our assumption as eq(50) is impossible, from definition of program order of a transaction. Thus, cycle is not possible in serial history.

Observation 33 H_2 is an history generated by applying topological sort on $CG(H_1)$.

Observation 34 Topological sort maintains conflict-order and real-time order of the original history H_1 .

Definition 5 $conflict(H)$ is a set of ordered pair (T_i, T_j) , such that their exists conflicting methods m_i, m_j in T_i & T_j respectively, such that $m_i \prec_H^{MR} m_j$. And it is represented as \prec_H^{CO} .

Lemma 35 H_1 is legal & $CG(H_1)$ is acyclic. then,

35.1 H_1 is equivalent to $H_2 \Rightarrow (methods(H_1) = methods(H_2))$.

35.2 $\prec_{H_1}^{CO} \subseteq \prec_{H_2}^{CO}$. i.e. H_1 preserves the conflicts of H_2

Proof: Lemma 35.2

We should show that $\forall (T_i, T_j)$, such that $((T_i, T_j) \in \prec_{H_1}^{CO} \Rightarrow ((T_i, T_j) \in \prec_{H_2}^{CO})$.

Lets assume that their exists a conflict (T_i, T_j) in $\prec_{H_1}^{CO}$ but not in $\prec_{H_2}^{CO}$. But, from Observation 33 & Observation 34 we know that $(T_i, T_j) \in \prec_{H_2}^{CO}$. Thus, $\prec_{H_1}^{CO} \subseteq \prec_{H_2}^{CO}$.

The relation is of improper subset because topological sort may introduce new real-time orders in H_2 which might not be present in H_1 .

Lemma 36 Let H_1 and H_2 be equivalent histories such that $\prec_{H_1}^{CO} \subseteq \prec_{H_2}^{CO}$. Then, H_1 is legal $\implies H_2$ is legal.

Proof: We know H_1 is legal, wlog let us say $(rv_j(ht, k, v) \in methods(H_1))$, such that $(up_p(ht, k, v_p) = H_1.lastUpdt(rv_j(ht, k, v)))$ where, $(v = v_p \neq null)$, if $(up_p(ht, k, v_p) = STM.insert_p(ht, k, v_p))$ or $(v = null)$, if $(up_p(ht, k, v_p) = STM.delete_p(ht, k, v_p))$. From the conflict-notion $conflict(H_1)$ has,

$$up_p(ht, k, v_p) \prec_{H_1}^{MR} rv_j(ht, k, v) \quad (51)$$

Let us assume H_2 is not legal. Since, H_1 is equivalent to H_2 from Lemma 35.1 such that $(rv_j(ht, k, v) \in \text{methods}(H_2))$. Since H_2 is not legal, there exist a $(up_r(ht, k, v_r) \in \text{methods}(H_2))$ such that $(up_r(ht, k, v_r) = H_2.\text{lastUpdt}(rv_j(ht, k, v)))$. So $\text{conflict}(H_2)$ has,

$$up_r(ht, k, v_r) \prec_{H_2}^{MR} rv_j(ht, k, v) \quad (52)$$

We know, $(\prec_{H_1}^{CO} \subseteq \prec_{H_2}^{CO})$ so,

$$up_p(ht, k, v_p) \prec_{H_2}^{MR} rv_j(ht, k, v) \quad (53)$$

From Lemma 35.1 $(up_r(ht, k, v_r) \in \text{methods}(H_1))$. Since H_1 is legal $up_r(ht, k, v_r)$ can occur only in one of following conflicts,

$$up_r(ht, k, v_r) \prec_{H_1}^{MR} up_p(ht, k, v_p) \quad (54)$$

or

$$rv_j(ht, k, v) \prec_{H_1}^{MR} up_r(ht, k, v_r) \quad (55)$$

In H_1 eq(55) is not possible, because if $(eq(55) \in \text{conflict}(H_1))$ implies $(eq(55) \in \text{conflict}(H_2))$ from $(\prec_{H_1}^{CO} \subseteq \prec_{H_2}^{CO})$ and in H_2 eq(52) and eq(55) cannot occur together. Thus only possible way $up_r(ht, k, v_r)$ can occur in H_1 is via eq(54). From eq(54) we have,

$$up_r(ht, k, v_r) \prec_{H_2}^{MR} up_p(ht, k, v_p) \quad (56)$$

From eq(52), eq(53) and eq(56) we have,

$$up_r(ht, k, v_r) \prec_{H_2}^{MR} up_p(ht, k, v_p) \prec_{H_2}^{MR} rv_j(ht, k, v)$$

This contradicts that H_2 is not legal. Thus if H_1 is legal $\longrightarrow H_2$ is legal.

Observation 37 Each transaction is assigned a unique time-stamp in $\text{STM.begin}()$ method using a shared counter which always increases atomically.

Observation 38 Each successful method of a transaction is assigned the time-stamp of its own transaction.

Lemma 39 Consider a global state S which has a node n , initialized with max_ts . Then in any future state S' the max_ts of n should be greater then or equal to S . Formally, $(\forall S, S' : (n \in S.\text{Abs}) \wedge (S \sqsubset S') \Rightarrow (n \in S'.\text{Abs}) \wedge (S.n.\text{max_ts} \leq S'.n.\text{max_ts}))$.

Proof: We prove by Induction on events that change the max_ts field of a node associated with a key, which are Line 46, 51 & 57 of $\text{commonLu\&Del}()$ method of Algo 3 and Line 153, 159, 164 & 175 of $\text{STM.tryC}()$ method of Algo 6.

Base condition: Initially, before the first event that changes the max_ts field of a node associated with a key, we know the underlying lazyrb-list has immutable $S.\text{head}$ and $S.\text{tail}$ nodes with $(S.\text{head.bl} = S.\text{tail})$ and $(S.\text{head.rl} = S.\text{tail})$.

Lets assume, a node corresponding to the key is already the part of underlying *rl* which is having a time-stamp of m_1 as T_1 from Observation 38 . Let say m_2 of T_2 wants to perform on that node, by observing the code at line 6 of `transValidation()` method of Algo 12 , if $TS(T_2) < curr.max_ts.m_1()$, T_2 will return abort, else to succeed, $TS(T_2) > curr.max_ts.m_1()$ should evaluate to true. Thus, for successful completion of m_2 of T_2 , $TS(T_2)$ should be greater then the $TS(T_1)$. Hence, node corresponding to the key, *max_ts* field should be updated in increasing order of TS values.

Induction Hypothesis: Say, upto k events that change the *max_ts* field of a node associated with a key always in increasing TS value.

Induction Step: So, as seen from the code, the $(k + 1)^{th}$ event which can change the *max_ts* field be only one of the following:

1. **Line 46, 51 & 57 of `commonLu&Del()` method of Algo 3 :** By observing the code, line 92 of `commonLu&Del()` method of Algo 3 first invokes `rbfSearch()` method of Algo 7 for finding the node corresponding to the key. Inside the `rbfSearch()` method of Algo 7 , it will do the `transValidation()` method of Algo 12 , if $(curr.key = key)$.

From induction hypothesis, node corresponding to the key is already the part of underlying *rl* which is having a time-stamp of m_k of T_k from Observation 38. Let say m_{k+1} of T_{k+1} wants to perform on that node, by observing the code at line 6 of `transValidation()` method of Algo 12 , if $TS(T_{k+1}) < curr.max_ts.m_k()$, T_{k+1} will return abort, else to succeed, $TS(T_{k+1}) > curr.max_ts.m_k()$ should evaluate to true. Thus, for successful completion of m_{k+1} of T_{k+1} , $TS(T_{k+1})$ should be greater then the $TS(T_k)$. Hence, node corresponding to the key, *max_ts* field should be updated in increasing order of TS values.

2. **Line 153, 159, 164 & 175 of `STM.tryC()` method of Algo 6 :** By observing the code, line 127 of `STM.tryC()` method of Algo 6 first invokes `rbfSearch()` method of Algo 7 for finding the node corresponding to the key. Inside the `rbfSearch()` method of Algo 7 , it will do the `transValidation()` method of Algo 12 , if $(curr.key = key)$.

From induction hypothesis, node corresponding to the key is already the part of underlying *rl* which is having a time-stamp of m_k as T_k from Observation 38 . Let say m_{k+1} of T_{k+1} wants to perform on that node, by observing the code at line 6 of `transValidation()` method of Algo 12 , if $TS(T_{k+1}) < curr.max_ts.m_k()$, T_{k+1} will return abort, else to succeed, $TS(T_{k+1}) > curr.max_ts.m_k()$ should evaluate to true. Thus, for successful completion of m_{k+1} of T_{k+1} , $TS(T_{k+1})$ should be greater then the $TS(T_k)$. Hence, node corresponding to the key, *max_ts* field should be updated in increasing order of TS values.

Corollary 40 Every successful methods update the *max_ts* field of a node associated with a key always in increasing TS values.

Lemma 41 If $STM_begin(T_i)$ occurs before $STM_begin(T_j)$ then $TS(T_i)$ preceds $TS(T_j)$. Formally, $(\forall T \in H : (STM_begin(T_i) \prec STM_begin(T_j)) \Leftrightarrow (TS(T_i) < TS(T_j)))$.

Proof: (Only if) If $(STM_begin(T_i) \prec STM_begin(T_j))$ then $(TS(T_i) < TS(T_j))$. Lets assume $(TS(T_j) < TS(T_i))$. From Observation 37 ,

$$STM_begin(T_j) \prec_H STM_begin(T_i) \tag{57}$$

but we know that,

$$\text{STM_begin}(T_j) \succ_H \text{STM_begin}(T_i) \quad (58)$$

Which is a contradiction thus, $(TS(T_i) < TS(T_j))$.

(i.f) If $(TS(T_i) < TS(T_j))$ then $(\text{STM_begin}(T_i) \prec \text{STM_begin}(T_j))$. Let us assume $(\text{STM_begin}(T_j) \prec \text{STM_begin}(T_i))$. From Observation 37 ,

$$TS(T_j) < TS(T_i) \quad (59)$$

but we know that,

$$TS(T_j) > TS(T_i) \quad (60)$$

Again, a contradiction.

Lemma 42 If $(T_i, T_j) \in \text{conflict}(H) \Rightarrow TS(T_i) < TS(T_j)$.

Proof: (T_i, T_j) can have two kinds of conflicts from our conflict notion.

1. **If (T_i, T_j) is an real-time edge:** Since, T_i & T_j are real time ordered. Therefore,

$$T_i.\text{lastEvt} \prec_H T_j.\text{firstEvt} \quad (61)$$

And from program order of T_i ,

$$T_i.\text{firstEvt} \prec_H T_i.\text{lastEvt} \Rightarrow \text{STM_begin}(T_i) \prec_H T_i.\text{lastEvt} \quad (62)$$

From eq(61) and eq(62) implies that,

$$\begin{aligned} T_i.\text{firstEvt} \prec_H T_j.\text{firstEvt} \Rightarrow \text{STM_begin}(T_i) \prec_H \text{STM_begin}(T_j) \\ \xrightarrow{\text{Lemma 41}} TS(T_i) < TS(T_j) \end{aligned} \quad (63)$$

2. **If (T_i, T_j) is a conflict edge:** We prove this case by contradiction, lets assume $(T_i, T_j) \in \text{conflict}(H)$ & $TS(T_j) < TS(T_i)$. Given that $(T_i, T_j) \in \text{conflict}(H)$ and from Definition 5 we get, $m_i \prec_H^{MR} m_j$.

m_i can be *rv_methods* or *upd_methods* (which are taking the effects in `STM_tryC()` method of Algo 6) and we know that after the LP of m_i of T_i , node corresponding to the key should be there in **rl** (from Corollary 30 & Definition 2) and the time-stamp of that node corresponding to key should be equal to time-stamp of this method transaction time-stamp from Corollary 30 & Observation 38 .

From Lemma 6 & Lemma 11 we have that the nodes in the underlying data-structure are in increasing order of their keys, thus the key on which the operation is working has a unique location in underlying data-structure from Corollary 8 . So, when the `rbSearch()` is invoked from a

method m_j of T_j , it returns correct location ($sh_preds[0]$, $sh_preds[1]$, $sh_currs[0]$, $sh_currs[1]$) of corresponding key as observed from Observation 4 & Lemma 5 .

Now, m_j similar to m_i take effect on the same node represented by key k (from Observation 3 & Corollary 8) & from Observation 10 we know that the node corresponding to the key k is still reachable via rl . Thus, we know that T_i & T_j will work on same node with key k .

By observing the code at line 6 & 9 of `transValidation()` method of Algo 12 , we know since, $TS(T_j) < curr.max_ts.m_i()$, T_j will return abort from Corollary 40 . In Algo 12 for `transValidation()` to succeed, $TS(T_j) > curr.max_ts.m_i()$ should evaluate to true from Corollary 40 . Thus, $TS(T_j) < TS(T_i)$, a contradiction. Hence, If $(T_i, T_j) \in conflict(H) \Rightarrow TS(T_i) < TS(T_j)$.

Lemma 43 If $(T_1, T_2 \cdots T_n)$ is a path in $CG(H)$, this implies that $(TS(T_1) < TS(T_2) < \cdots < TS(T_n))$.

Proof: The proof goes by induction on length of a path in $CG(H)$.

Base Step: Assume (T_1, T_2) be a path of length 1. Then, from Lemma 42 $(TS(T_1) < TS(T_2))$.

Induction Hypothesis: The claim holds for a path of length $(n - 1)$. That is,

$$TS(T_1) < TS(T_2) < \cdots < TS(T_{n-1}) \quad (64)$$

Induction Step: Let T_n is a transaction in a path of length n . Then, (T_{n-1}, T_n) is path in $CG(H)$. Thus, it follows from Lemma 42 that,

$$TS(T_{n-1}) < TS(T_n) \xrightarrow{eq(64)} (TS(T_1) < TS(T_2) < \cdots < TS(T_n)) \quad (65)$$

Hence, the lemma.

Theorem 44 Consider a history H generated by HT-OSTM. Then there exists a sequential & legal history H' equivalent to H such that the conflict-graph of H' ($CG(H')$) is acyclic.

Proof: Assume that $CG(H')$ is cyclic, then their exist a cycle say of form $(T_1, T_2 \cdots T_n, T_1)$, for all $(n \geq 1)$. From Lemma 43 ,

$$TS(T_1) < TS(T_2) \cdots < TS(T_n) < TS(T_1) \Rightarrow TS(T_1) < TS(T_1) \quad (66)$$

But, this is impossible as each transaction has unique time-stamp, refer Observation 37 . Hence the theorem.

Theorem 45 A legal HT-OSTM history H is co-opaque iff $CG(H)$ is acyclic.

Proof: (Only if) If H is co-opaque and legal, then $CG(H)$ is acyclic: Since H is co-opaque, there exists a legal t -sequential history S equivalent to \bar{H} and S respects \prec_H^{RT} and \prec_H^{CO} (from co-opacity [13]). Thus from the conflict graph construction we have that $(CG(\bar{H})=CG(H))$ is a sub graph of $CG(S)$.

Since S is sequential, it can be inferred that $CG(S)$ is acyclic using Lemma 32. Any sub graph of an acyclic graph is also acyclic. Hence $CG(H)$ is also acyclic.

(if) If H is legal and $CG(H)$ is acyclic then H is co-opaque: Suppose that $CG(H) = CG(\bar{H})$ is acyclic. Thus we can perform a topological sort on the vertices of the graph and obtain a sequential order. Using this order, we can obtain a sequential schedule S that is equivalent to \bar{H} . Moreover, by construction, S respects $\prec_H^{RT} = \prec_{\bar{H}}^{RT}$ and $\prec_H^{CO} = \prec_{\bar{H}}^{CO}$.

Since every two operations related by the conflict relation in S are also related by $\prec_{\bar{H}}^{CO}$, we obtain $\prec_{\bar{H}}^{CO} \subseteq \prec_S^{CO}$. Since H is legal, \bar{H} is also legal. Combining this with Lemma 36, We get that S is also legal. This satisfies all the conditions necessary for H to be co-opaque.

9 Evaluation

We performed all the experiments on Intel(R) Xeon(R) CPU E5-2690 v4 @ 2.60GHz machine with 56 CPUs and 32K L1 data cache and 32 GB memory. Each thread spawns 10 transactions each of which randomly generate up to 5 methods of *HT-OSTM*. We assume that the `hash-table` of *HT-OSTM* has 5 buckets and each of the bucket (or list in case of *list-OSTM*) can have maximum size of 1K keys. We ran the experiments to calculate two parameters: (1) time taken for a transaction to commit. Upon abort, a transaction is retried until it commits. (2) Number of aborts incurred until all the transactions commit.

We compare *HT-OSTM* with the ESTM [2] based `hash-table` and the transactional *hash-table* application built using RWSTM [18] which is synchronised by basic time stamp ordering protocol [19, Chap 4]. Further, we evaluate *list-OSTM* with the state of the art lock-free transactional list (LFT) [20], NOrec STM list (NTM) [1] and boosting list (BST) [11]. All these implementations are directly taken from the TLDS framework^a. The experiments were performed under two kinds of workloads. Update intensive(lookup:50%, insert:25%, delete:25%) and lookup intensive(lookup:70%, insert:10%, delete:20%). In case of lookup intensive workloads, with higher percentage of reads, ESTM was performing better. Here, we have shown lookup intensive workload in which *HT-OSTM* performs better. The evaluation is done by varying threads from 2 to 64 in power of 2. Before each application is run there is a initialization phase where the data structure is populated randomly with nodes of half its maximum size.

HT-OSTM.^b Figure 30a shows that w.r.t. time taken *HT-OSTM* outperforms ESTM [2] and RWSTM on an average by 3 times for lookup intensive workload. Plus, for update intensive workload *HT-OSTM* on average is 6 times better than ESTM & RWSTM. Similarly, in terms of aborts, *HT-OSTM* has 3 & 2 times lesser aborts than ESTM and RWSTM for lookup intensive workload, respectively. Also for update intensive load *HT-OSTM* has 7 and 8 times lesser aborts with ESTM and RWSTM respectively, as can be seen in Figure 30b.

^a<https://ucf-cs.github.io/tlds/>

^blib source code link: <https://github.com/PDCRL/ostm>

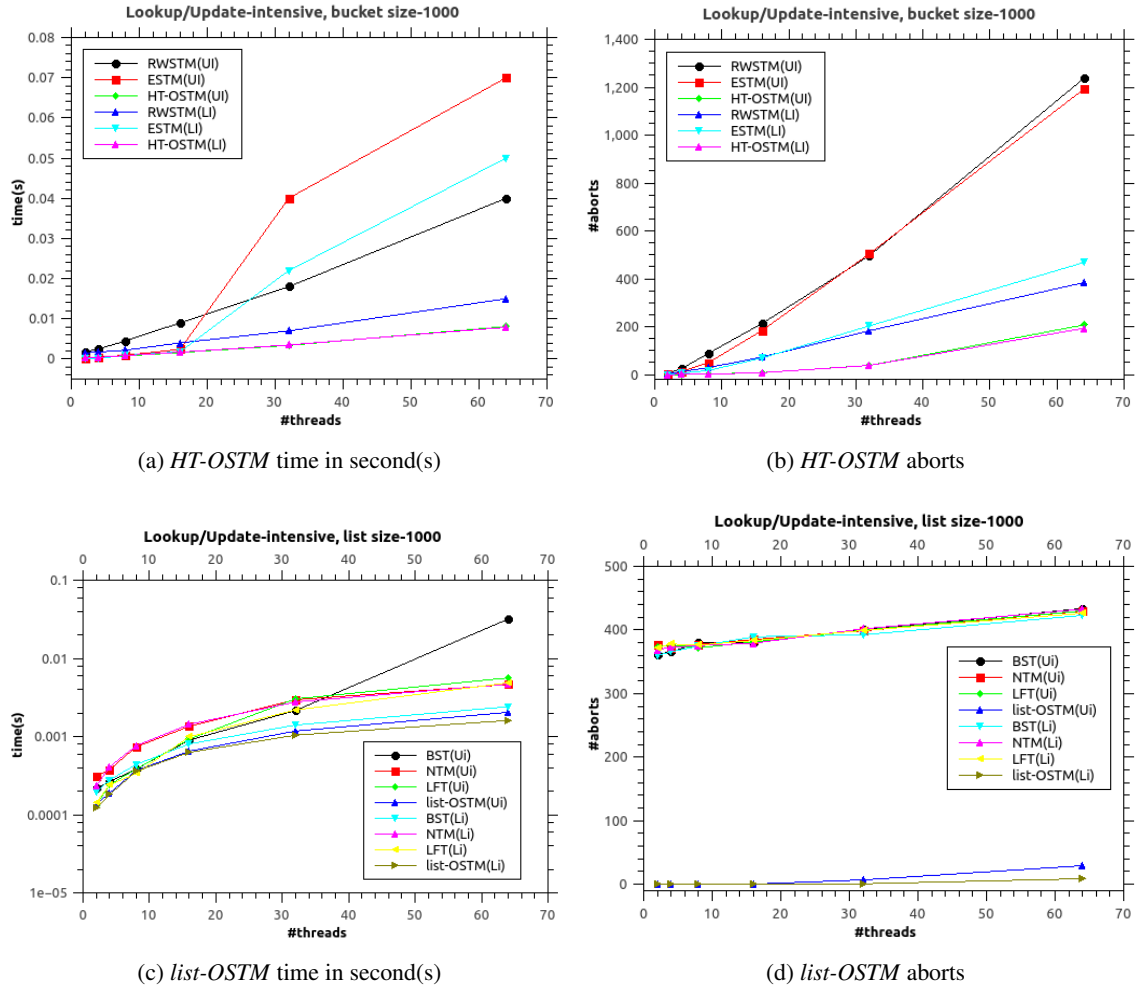


Figure 30: *HT-OSTM* and *list-OSTM* evaluation. Each curve is named as technique name(workload type). LI/UI denotes lookup intensive/ update intensive.

***list-OSTM*.** The average aborts for *list-OSTM* never go beyond 30 in magnitude while that of other techniques (in Figure 30d) are of 388 in the magnitude for both types of workloads. While time taken is 76%, 89% and 33% (with lookup intensive) and 77%, 77% and 154% (with update intensive) better than LFT, NTM and BST respectively (as shown in Figure 30c).

For better understanding, we have done the various experimental analysis while varying the workloads for *HT-OSTM* and *list-OSTM* are below:

HT-OSTM evaluation for lookup intensive: HT-OSTM witness lowest time, lowest aborts and highest throughput in comparison to the ESTM and BTO based RWSTM as shown in Figure 31a, 31b and 31c.

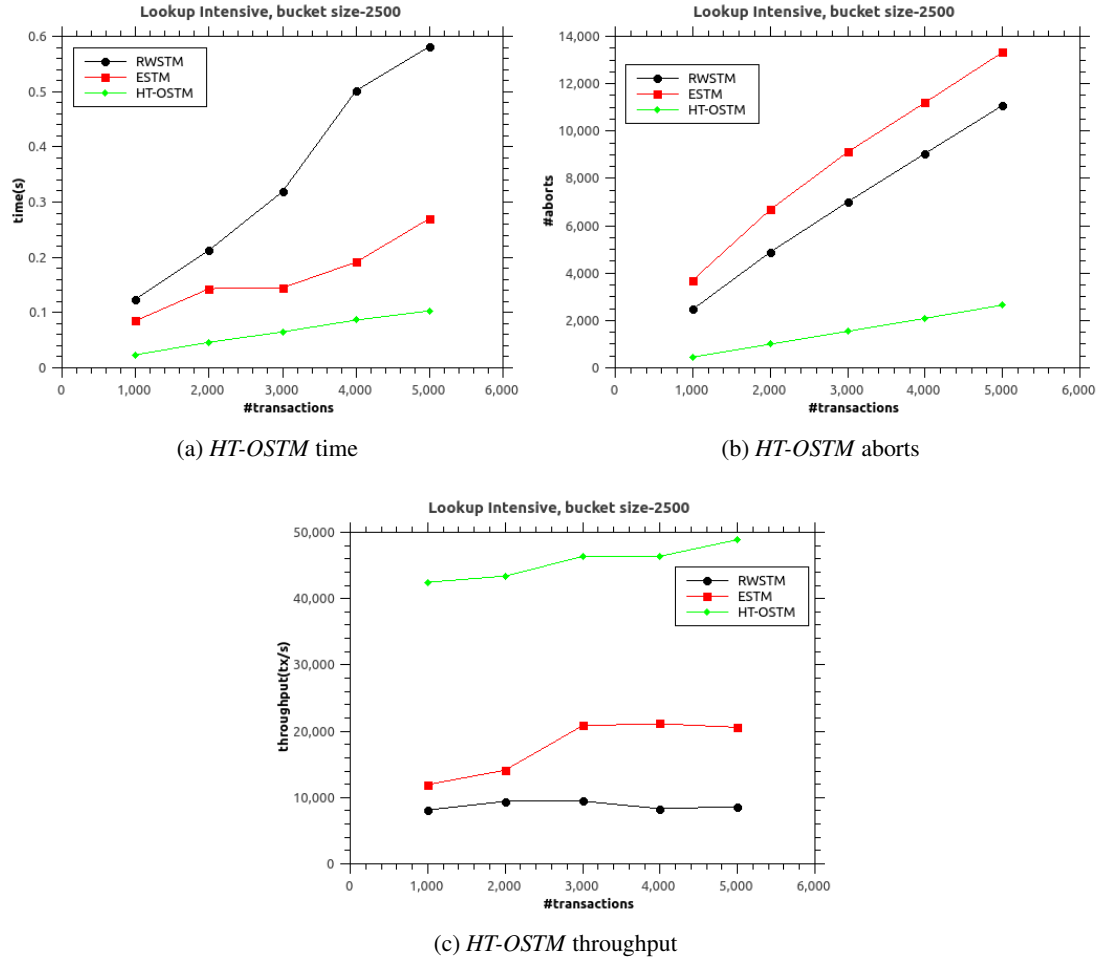


Figure 31: HT-OSTM:Lookup Intensive(lookup:80%, insert:15%, delete:5%). Number of operations/transaction are 10.

HT-OSTM evaluation for mid intensive: HT-OSTM witness lowest time, lowest aborts and highest throughput in comparison to the ESTM and BTO based RWSTM as shown in Figure 31a, 31b and 31c.

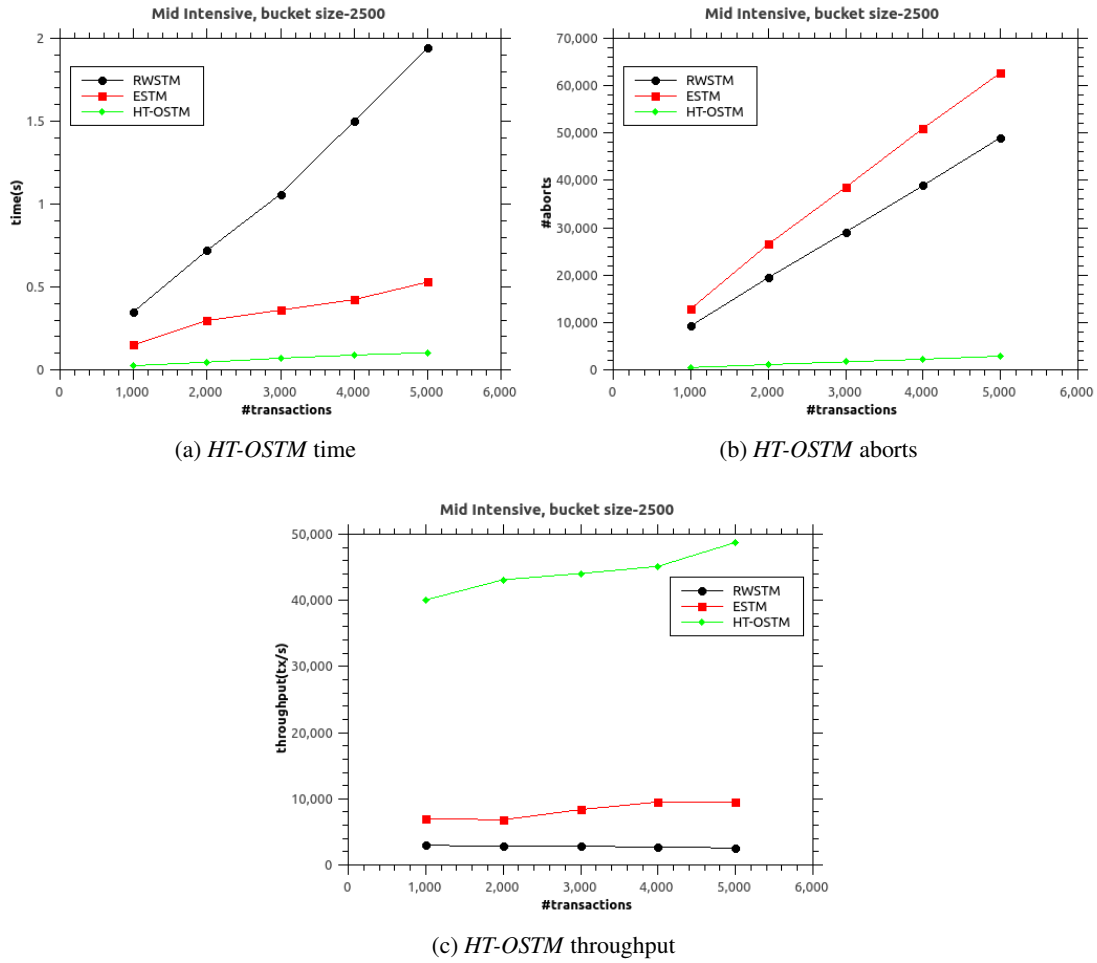
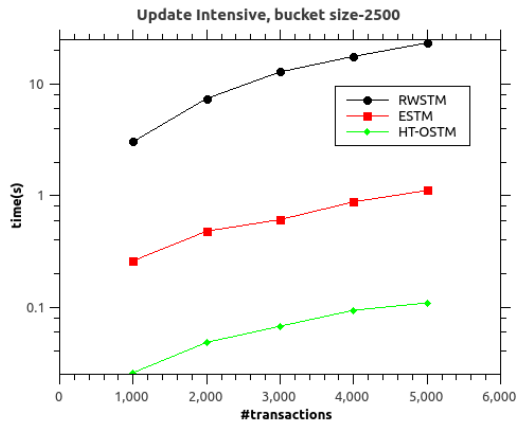
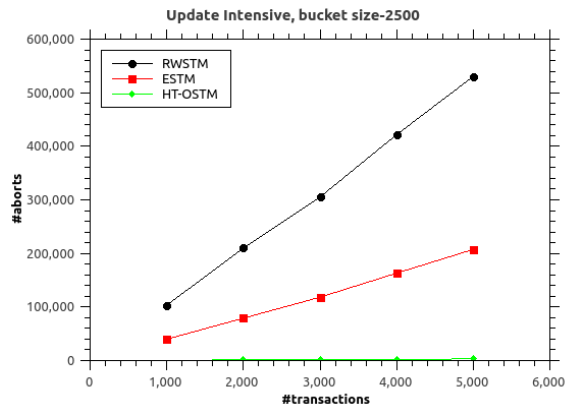


Figure 32: *HT-OSTM*:Mid Intensive(lookup:50%, insert:25%, delete:25%). Number of operations/-transaction are 10.

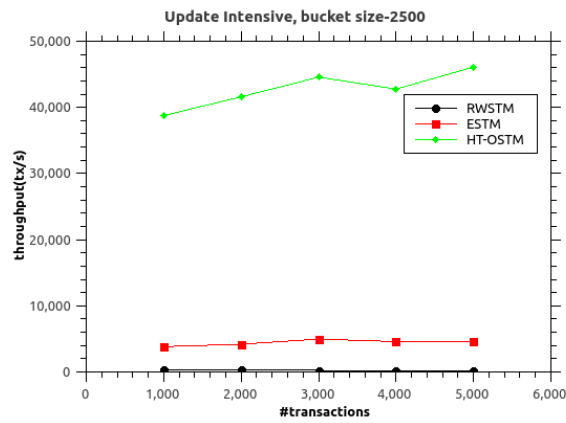
***HT-OSTM* evaluation for update intensive:** *HT-OSTM* witness lowest time, lowest aborts and highest throughput in comparison to the ESTM and BTO based RWSTM. The experiments in Figure 33a, 33b and 33c have the bucket size of 2500 (range of keys allowed) which implies that contention is low. Figure 34a, 34b and 34c show the experiments for high contention with bucket size of 30.



(a) *HT-OSTM* time



(b) *HT-OSTM* aborts



(c) *HT-OSTM* throughput

Figure 33: *HT-OSTM*:Update Intensive(lookup:10%, insert:45%, delete:45%). Number of operations/transaction are 10.

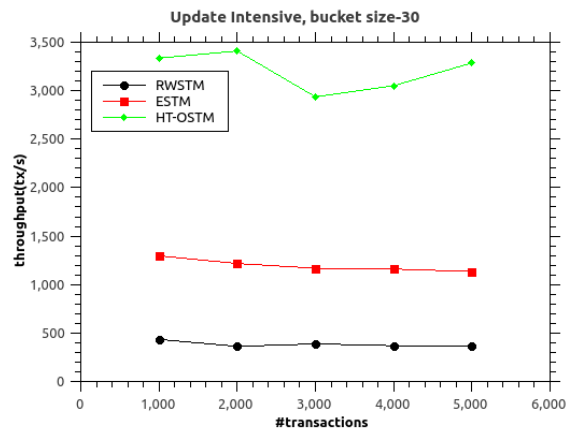
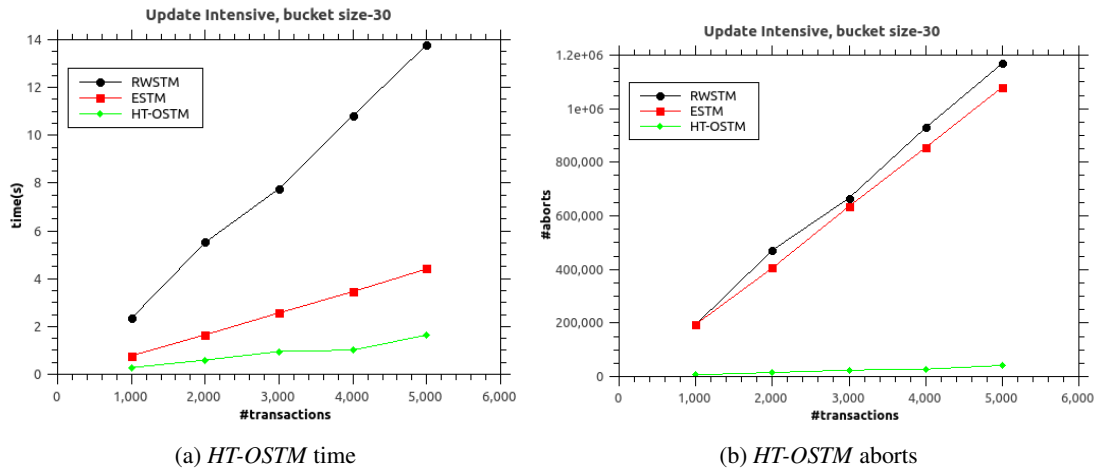


Figure 34: *HT-OSTM*:Update Intensive(lookup:10%, insert:45%, delete:45%) with high contention. Number of operations/transaction are 10.

list-OSTM evaluation for lookup intensive: *list-OSTM* witness lowest time, lowest aborts in comparison to the LFT, NTM and BST as shown in Figure 35a and 35b.

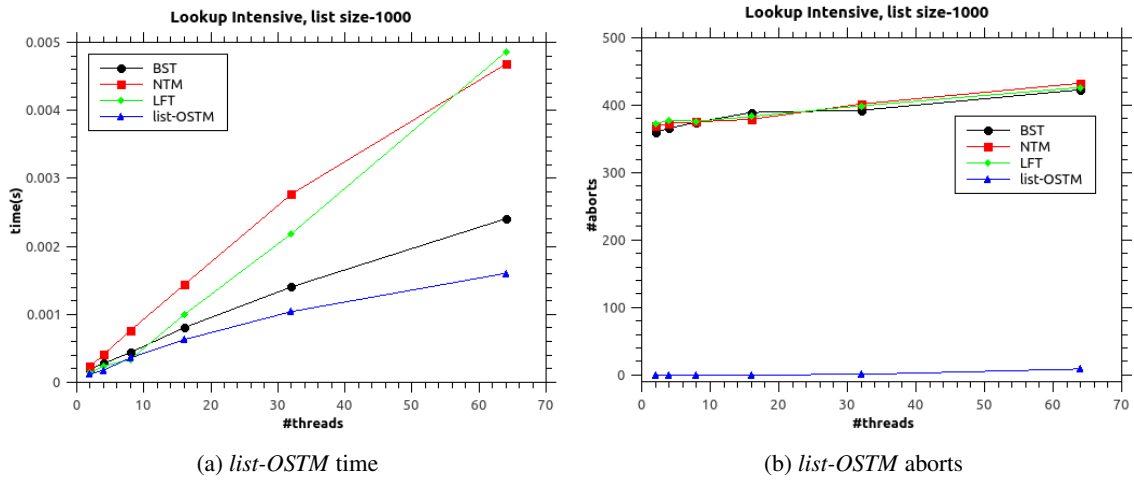


Figure 35: *list-OSTM*: Lookup Intensive(lookup:80%, insert:15%, delete:5%). Number of operations/transaction are 10.

list-OSTM evaluation for mid intensive: *list-OSTM* witness lowest time, lowest aborts in comparison to the LFT, NTM and BST as shown in Figure 36a and 36b. However, BST for lower number of threads takes similar time to list-OSTM.

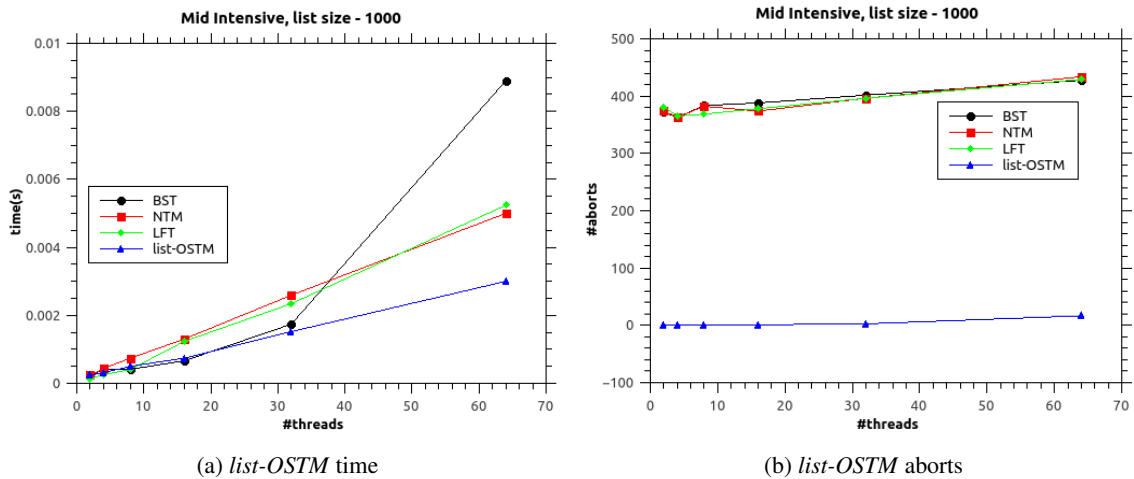


Figure 36: *list-OSTM*: Mid Intensive(lookup:50%, insert:25%, delete:25%). Number of operations/transaction are 10.

list-OSTM evaluation for update intensive: list-OSTM witness lowest time, lowest aborts in comparison to the LFT, NTM and BST as shown in Figure 37a and 37b.

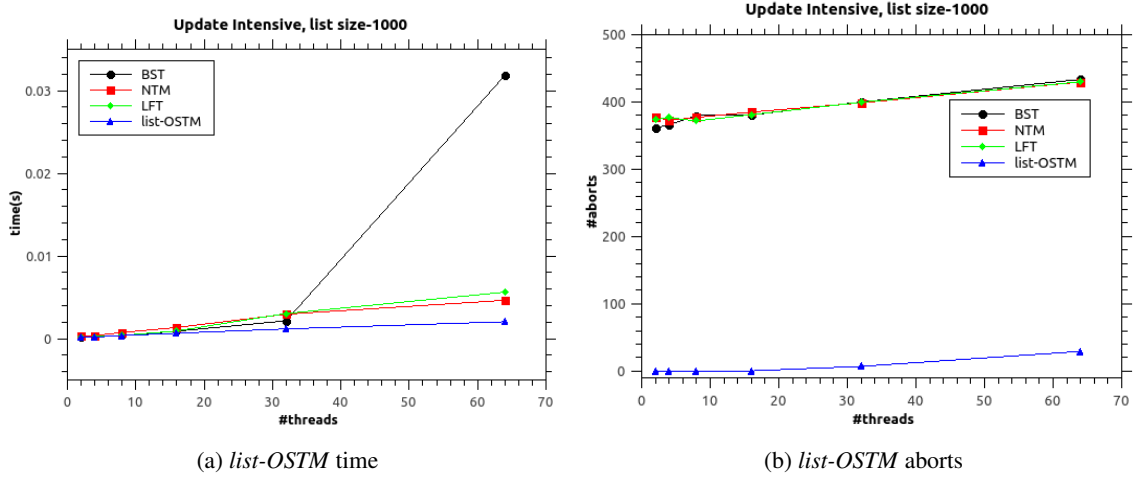


Figure 37: *list-OSTM*: Update Intensive(lookup:10%, insert:45%, delete:45%). Number of operations/transaction are 10.

10 Conclusion and Future Work

In this paper, we build a model for building highly concurrent and composable data structures with object level transactions called OSTM. We show that higher concurrency can be obtained by considering OSTMs as compared to traditional *RWSTMs* by leveraging richer object-level semantics. We propose comprehensive theoretical model based on legality semantics and conflict notions for hash-table based OSTM, *HT-OSTM*. Using these notions we extend the definition of opacity and co-opacity for *HT-OSTMs* in Section 4. Then, based on this model, we develop a practical implementation of *HT-OSTM* & *list-OSTM* to verify the gains achieved as demonstrated in Section 9. Further, we prove that proposed model is co-opaque [13] thus composable.

References

- [1] Luke Dalessandro, Michael F. Spear, and Michael L. Scott. Norec: streamlining stm by abolishing ownership records. In R. Govindarajan, David A. Padua, and Mary W. Hall, editors, *PPOPP*, pages 67–78. ACM, 2010.
- [2] Pascal Felber, Vincent Gramoli, and Rachid Guerraoui. Elastic transactions. *J. Parallel Distrib. Comput.*, 100(C):103–127, February 2017.
- [3] Keir Fraser and Tim Harris. Concurrent programming without locks. *ACM Trans. Comput. Syst.*, 25(2), May 2007.

- [4] Rachid Guerraoui and Michal Kapalka. On the Correctness of Transactional Memory. In *PPoPP*, pages 175–184. ACM, 2008.
- [5] Tim Harris and et al. Abstract nested transactions, 2007.
- [6] Tim Harris, Simon Marlow, Simon Peyton-Jones, and Maurice Herlihy. Composable memory transactions. In *PPoPP*, pages 48–60, New York, NY, USA, 2005. ACM.
- [7] Ahmed Hassan, Roberto Palmieri, and Binoy Ravindran. Optimistic transactional boosting. In José E. Moreira and James R. Larus, editors, *PPoPP*, pages 387–388. ACM, 2014.
- [8] Steve Heller, Maurice Herlihy, Victor Luchangco, Mark Moir, William N. Scherer III, and Nir Shavit. A lazy concurrent list-based set algorithm. *Parallel Processing Letters*, 17(4):411–424, 2007.
- [9] M. Herlihy and N. Shavit. *The Art of Multiprocessor Programming*. Elsevier Science, 2012.
- [10] Maurice Herlihy and J. Eliot B. Moss. Transactional memory: Architectural Support for Lock-Free Data Structures. *SIGARCH Comput. Archit. News*, 21(2):289–300, 1993.
- [11] Maurice Herlihy and Eric Koskinen. Transactional boosting: a methodology for highly-concurrent transactional objects. In *PPoPP*, pages 207–216. ACM, 2008.
- [12] Maurice P. Herlihy and Jeannette M. Wing. Linearizability: a correctness condition for concurrent objects. *ACM Trans. Program. Lang. Syst.*, 12(3):463–492, 1990.
- [13] Petr Kuznetsov and Sathya Peri. Non-interference and local correctness in transactional memory. *Theor. Comput. Sci.*, 688:103–116, 2017.
- [14] Petr Kuznetsov and Srivatsan Ravi. On the cost of concurrency in transactional memory. In *OPODIS*, pages 112–127, 2011.
- [15] Yang Ni, Vijay S Menon, Ali-Reza Adl-Tabatabai, Antony L Hosking, Richard L Hudson, J Eliot B Moss, Bratin Saha, and Tatiana Shpeisman. Open nesting in software transactional memory. In *PPoPP*. ACM, 2007.
- [16] Christos H. Papadimitriou. The serializability of concurrent database updates. *J. ACM*, 26(4), 1979.
- [17] Nir Shavit and Dan Touitou. Software Transactional Memory. In *PODC*, pages 204–213, 1995.
- [18] Ajay Singh, Sathya Peri, G. Monika, and Anila Kumari. Performance comparison of various stm concurrency control protocols using synchrobench. *2017 National Conference on Parallel Computing Technologies (PARCOMPTECH)*, pages 1–7, 2017.
- [19] Gerhard Weikum and Gottfried Vossen. *Transactional Information Systems: Theory, Algorithms, and the Practice of Concurrency Control and Recovery*. Morgan Kaufmann, 2002.

- [20] Deli Zhang and Damian Dechev. Lock-free transactions without rollbacks for linked data structures. SPAA '16, pages 325–336, New York, NY, USA, 2016. ACM.