

Double Elementary Goldstone Higgs Boson Production in Future Linear Colliders

Yu-Chen Guo,^{*} Chong-Xing Yue,[†] and Zhi-Cheng Liu

Department of Physics, Liaoning Normal University, Dalian 116029, China

Abstract

The Elementary Goldstone Higgs (EGH) model is a perturbative extension of the standard model (SM), which identifies the EGH boson as the observed Higgs boson. In this paper, we study pair production of the EGH boson in future linear electron positron colliders. The cross sections in the TeV region can be changed to about -27% , 163% and -34% for the $e^+e^- \rightarrow Zhh$, $e^+e^- \rightarrow \nu\bar{\nu}hh$, and $e^+e^- \rightarrow t\bar{t}hh$ processes with respect to the SM predictions, respectively. According to the expected measurement precisions, such correction effects might be observed in future linear colliders. In addition, we compare the cross sections of double SM-like Higgs boson production with the predictions in other new physics models.

^{*}Electronic address: lgguoyuchen@126.com

[†]Electronic address: cxyue@lnnu.edu.cn

I. INTRODUCTION

Despite the discovery of the light Higgs boson has completed the particle spectrum of the standard model (SM) which can successfully describe many physical phenomena below or at around the electroweak (EW) scale, many fundamental issues remain unexplained today. Following the symmetry principle and motivated by the issues of the SM, it is therefore appealing to consider a larger symmetry extending the SM at higher energy scale. This hypothesis implies the existence of an extended Higgs sector which is the strong motivations for going beyond the SM and makes the precision Higgs measurements becoming an important task. Discovery of more than one Higgs boson will be an indication of physics beyond the SM (BSM).

Since the Higgs sector in the SM suffers from the problems of naturalness and hierarchy, a light Higgs boson is technically unnatural. It has been speculated that the Higgs could emerge as a composite pseudo-Goldstone boson (pGB) from extensions of the dynamical electroweak symmetry breaking patterns [1, 2]. The Elementary Goldstone Higgs (EGH) scenario [3, 4] take a complementary route by considering a fully perturbative SM extension in which an elementary pGB rather than a composite Goldstone Higgs naturally emerges from the precisely calculable dynamics. This model is the minimal underlying realization in terms of fundamental strongly coupled gauge theories supporting the global symmetry breaking pattern $SU(4)/Sp(4)$. The global symmetry is broken by the couplings with the electroweak (EW) gauge currents and SM Yukawa interactions. Under radiative corrections, these symmetry breaking will align the vacuum with respect to the EW symmetry, so the EW scale is radiatively induced. The embedding of the EW gauge sector is parameterized by the preferred electroweak alignment angle θ . Its value is completely determined by the radiative corrections and the requirement that the model reproduces the phenomenological success of the Standard Model, which has been dynamically determined to be centered around $\theta \approx 0.018$ [4]. The observed Higgs boson becomes a fundamental pseudo Nambu-Goldstone (PNG) boson. It can obtain a light mass through radiative corrections which could cause the symmetry breaking and explain the origin of the known fermion masses.

The template Higgs sector leading to the $SU(4) \rightarrow Sp(4)$ pattern of chiral symmetry breaking was first introduced in [5]. The relations of the EGH idea with unification

scenario, the relaxation leptogenesis mechanism, and supersymmetry have been studied in references [6, 7] and [8], respectively. The SM Higgs inflation has also been discussed in the context of the EGH model [9]. The EGH model could produce a rich phenomenology because of the new scalar degrees of freedom.

Higgs boson pair production is well known for its sensitivity to the tri-Higgs coupling which provides a way to test the structure of Higgs potential and further EW symmetry breaking mechanism. Some of the relevant studies can be found in Refs. [10–16]. The cross section of Higgs pair production is easily affected through modification in the top Yukawa coupling and the existence of new heavy scalars decaying into Higgs pairs. Thus, sizable production of Di-Higgs directly implies a new physics signature [10]. Pair production of the EGH boson via gluon fusion at LHC has been studied in [16], which has shown that the resonant contribution of the heavy scalar is very small and the SM-like triangle diagram contribution is strongly suppressed. The total production cross section mainly comes from the box diagram contribution and its value can be enhanced with respect to the SM prediction.

The hadron collider has limitations to undertake precision studies due to the complexity of the final state and the smallness of the cross sections. The measurement of the Higgs trilinear self-coupling will be extremely challenging even at the high luminosity upgrade of the LHC. The e^+e^- colliders, such as the International Linear Collider (ILC) [17] and the Compact Linear Collider (CLIC) [18], operating at $\sqrt{s} = (500 \text{ GeV} \sim 3 \text{ TeV})$ are capable of measuring the Higgs cubic self couplings of the benchmark models with a good accuracy directly. A key physical goal for these different high-energy collider programs is try to probe the shape of the Higgs potential. Some of the recent studies of the Higgs pair searches in future colliders can be found in Refs. [12–15]. The relevant phenomenology has not been fully studied in the EGH model. In this work, we will focus on pair production of the EGH boson at the ILC and CLIC. There are three relevant modes: (i) Higgsstrahlung off a Z boson via $e^+e^- \rightarrow Zhh$, (ii) Vector Boson Fusion (VBF) via $e^+e^- \rightarrow \nu\bar{\nu}hh$ and (iii) associated production with top quarks via $e^+e^- \rightarrow t\bar{t}hh$. The process $e^+e^- \rightarrow e^+e^-hh$ has not been included as its cross section is about an order of magnitude smaller compared to $e^+e^- \rightarrow \nu\bar{\nu}hh$.

The rest of the paper is organized as follows. In Section II, we summarize the main

features of the EGH model and show the relevant couplings. Pair productions of the EGH boson via e^+e^- collision are discussed in section III. Finally we present our conclusions in the last section.

II. THE MAIN FEATURES OF THE EGH MODEL

The details of the EGH model have been studied in the original work Ref. [3, 4], including the particle spectrum, all couplings and interactions. Here we will briefly review the essential features of the model and focus our attention on the main features of the relevant parameters and couplings.

The EGH model, the Higgs sector is embedded into a $SU(4) \rightarrow Sp(4)$ pattern of chiral symmetry breaking. The SM Higgs doublet is part of the $SU(4)/Sp(4)$ coset, while the EW symmetry, $SU(2)_L \times U(1)_Y$, is embedded in $SU(4)$. The SM Higgs boson is identified with one of the Goldstone bosons which acquires mass via a slight vacuum misalignment mechanism induced by quantum corrections. The most general vacuum E_θ of this model can be expressed as

$$E_\theta = E_B \cos \theta + E_H \sin \theta = -E_\theta^T, \quad (1)$$

where $0 \leq \theta \leq \pi/2$ and the two independent vacua E_B and E_H are defined as

$$E_B = \begin{pmatrix} i\sigma_2 & 0 \\ 0 & -i\sigma_2 \end{pmatrix}, \quad E_H = \begin{pmatrix} 0 & 1 \\ -1 & 0 \end{pmatrix}. \quad (2)$$

Here σ_2 is the second Pauli matrix. The Higgs sector of this model strictly depends on the choice of the vacuum E_θ . The alignment angle θ is completely determined by the radiative corrections and the requirement that the EGH model reproduces the phenomenological success of the SM, which prefers small values of θ .

The above vacuum structure can be realised by introducing the scalar matrix M , which is the two-index antisymmetric irrep ~ 6 of $SU(4)$

$$M = \left[\frac{\sigma + i\Theta}{2} + \sqrt{2}(i\Pi_i + \tilde{\Pi}_i)X_\theta^i \right] E_\theta. \quad (3)$$

Where X_θ^i ($i = 1, \dots, 5$) are the broken generators associated to the breaking of $SU(4)$ to $Sp(4)$, reported in the Appendix A of Ref.[4].

In order to embed the EW gauge sector of the SM into the $SU(4)$ group, the EGH model gauges the $SU(2)_L \times U(1)_Y$ part of the chiral symmetry group $SU(2)_L \times SU(2)_R \subset SU(4)$. In this case, the scalars are minimally coupled to the EW gauge bosons via the covariant derivative of M

$$D_\mu M = \partial_\mu M - i(G_\mu M + M G_\mu^T), \quad \text{with} \quad G_\mu = g W_\mu^i T_L^i + g' B_\mu T_Y. \quad (4)$$

Where the $SU(2)_L$ generators are T_L^i ($i = 1, 2, 3$) and the hypercharge generator is $T_Y = T_R^3$. The kinetic and EW gauge interaction Lagrangian of the scalar sector can be written as

$$\mathcal{L}_{gauge} = \frac{1}{2} \text{Tr}[D_\mu M^\dagger D^\mu M], \quad (5)$$

which explicitly breaks the global $SU(4)$ symmetry.

In the EGH model, the EGH boson is one of the two linear combinations of the PNG bosons σ and Π_4 at low energy, that is

$$\begin{pmatrix} \sigma \\ \Pi_4 \end{pmatrix} = \begin{pmatrix} \cos \alpha & -\sin \alpha \\ \sin \alpha & \cos \alpha \end{pmatrix} \begin{pmatrix} H_1 \\ H_2 \end{pmatrix}. \quad (6)$$

Where H_1 and H_2 are mass eigenstates, α is the mixing angle and its value taken as $0 < \alpha < \pi/2$. The lightest one of H_1 and H_2 is identified as the observed Higgs boson with mass $m_h = 125.09 \pm 0.24$ GeV [19].

The renormalizability of the EGH model together with the perturbative corrections determine dynamically the direction of the vacuum E_θ . By investigating the available parameter space of the scalar sector, Ref.[4] has shown that the preferred value of the vacuum alignment angle θ is $\theta = 0.018_{-0.003}^{+0.004}$, corresponding to the $SU(4)$ spontaneous symmetry breaking scale of $f = 13.9_{-2.1}^{+2.9}$ TeV via the phenomenological constant $f \sin \theta = \nu = 246$ GeV and the mixing angle $\alpha = 1.57$. This means that the EGH boson H_1 , which is taken as the observed Higgs boson and is expressed by h , like the SM Higgs boson, is mainly comprised of the PNG boson Π_4 with a tiny admixture of σ , while the heavier scalar H_2 is mainly made up of the PNG boson σ , which is taken as H .

The first three of the five PNG bosons Π_i ($i = 1, \dots, 5$) become the longitudinal components of the EW gauge bosons W and Z , while the fourth one is used to constitute the EGH boson h . Ref.[3] has shown that Π_5 is a stable massive particle and provides

a viable dark matter candidate. For $M_{\Pi_5} = M_{DM} \geq m_h$, the EGH model is compatible with the experimental constraints.

The SM normalised coupling strength of the scalars predicted by the EGH model can be written as [3, 4]

$$K_{h[H]}^F = \frac{g_{h[H]ff}}{g_{hff}^{SM}} = \sin(\alpha + \theta)[\cos(\alpha + \theta)], \quad (7)$$

$$K_{h[H]}^V = \frac{g_{h[H]VV}}{g_{hVV}^{SM}} = \sin(\alpha + \theta)[\cos(\alpha + \theta)], \quad (8)$$

$$K_{h[H]^2}^V = \frac{g_{h^2[H^2]VV}}{g_{h^2VV}^{SM}} = \sin^2(\alpha + \theta)[\cos^2(\alpha + \theta)], \quad (9)$$

$$\mu_h = \frac{\lambda_{hhh}}{\lambda_{hhh}^{SM}} = \frac{M_\sigma^2 \nu \cos \alpha}{f m_h^2}, \quad \mu_{Hh} = \frac{\lambda_{Hhh}}{\lambda_{hhh}^{SM}} = -\frac{M_\sigma^2 \nu \sin \alpha}{3 f m_h^2}. \quad (10)$$

Here ff denote all of the fermion pairs, $VV = WW$ and ZZ , $\lambda_{hhh}^{SM} = 3m_h^2/\nu$ is the SM trilinear self-coupling constant of the Higgs boson with $\nu \simeq 246$ GeV.

The decay of the EGH bosons has been discussed in our previous work [16]. The EGH boson h has the same decay modes of the SM Higgs boson and its partial decay widths are universally shifted from the SM predictions by the factor $\sin^2(\alpha + \theta)$. The heavy scalar H can decay to the SM gauge bosons and fermions with partial widths of

$$\Gamma(H \rightarrow XX) = \cos^2(\alpha + \theta) \Gamma^{SM}(H \rightarrow XX), \quad (11)$$

where $\Gamma^{SM}(H \rightarrow XX)$ is the total decay width of the SM Higgs boson into the XX final states evaluated at the H mass M_H . At tree level, the partial decay widths for the processes $H \rightarrow hh$ can be written as

$$\Gamma(H \rightarrow hh) = \frac{M_\sigma^4 \sin^2 \alpha}{32\pi f^2 M_H} \sqrt{1 - \frac{4m_h^2}{M_H^2}}. \quad (12)$$

Considering the heavy scalar H mainly from the PNG boson σ , we take $M_H \approx M_\sigma$ and assume its values in the range of 500 GeV \sim 3 TeV. In the following section, we will use these relations to consider possible pair production of the EGH boson, and focus our attention on the corrections to the SM prediction via e^+e^- collision.

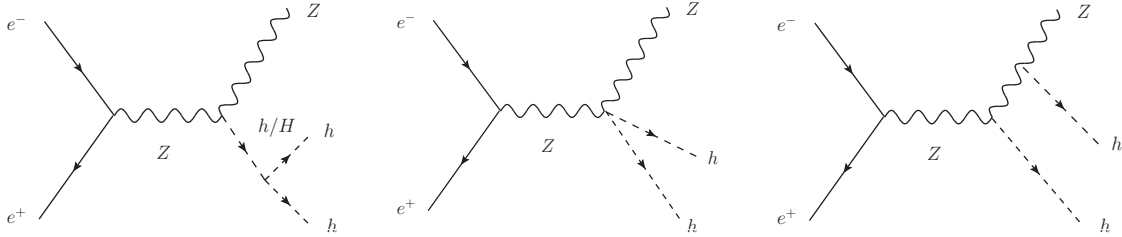


FIG. 1: Representative Feynman diagram for the $e^+e^- \rightarrow Zhh$ process.

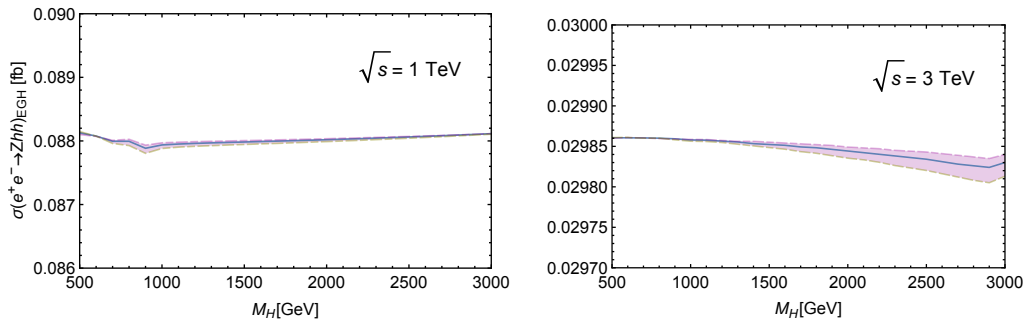


FIG. 2: The cross section of $e^+e^- \rightarrow Zhh$ as a function of the mass M_H for the mixing angle $\alpha = 1.57$ and the vacuum alignment angle $\theta = 0.018$ within the statistical error on θ (the pink region). In the left panel, the center of mass (c.m.) energy is 1 TeV for the ILC. In the right panel, we set the collision energy at 3 TeV for the CLIC.

III. PAIR PRODUCTION OF THE EGH BOSON

Pair productions of the EGH boson h in future linear electron positron colliders are mainly induced by three sources: (i) Z strahlung process ($e^+e^- \rightarrow Z^* \rightarrow Zhh$), (ii) W boson fusion mechanism ($e^+e^- \rightarrow \nu\bar{\nu}hh$) and (iii) associated production with top quarks ($e^+e^- \rightarrow t\bar{t}hh$). These production modes are useful to extract the Higgs trilinear self-coupling via (i) and (ii) plus the top-Yukawa coupling via (iii).

First of all, let us discuss the Zhh production mode. The representative Feynman diagrams are shown in Fig.1. The $e^+e^- \rightarrow Zhh$ process in future e^+e^- colliders plays an important role in measurement of the hhh coupling constant for light Higgs bosons due to the simple kinematical structure. But three body final states of hhZ requires relatively larger collision energy. As a result, the s -channel nature of the process may decrease the

cross section.

We take the preferred values $\theta = 0.018_{-0.003}^{+0.004}$ and $\alpha = 1.57$ given by Ref.[4] which satisfy the current LHC experimental constraint. In Fig.2, the cross sections of the Z strahlung process are evaluated as a function of M_H by Madgraph5/aMC@NLO [20]. According to the integrated luminosities of 1 ab^{-1} and 2 ab^{-1} provided by 1 TeV ILC and 3 TeV CLIC [22], the number of event will not be influenced by the mass parameter M_H in the range of $500 \text{ GeV} \sim 3 \text{ TeV}$. In the EGH model, the trilinear self-coupling of the SM-like Higgs boson with respect to the SM one is strongly suppressed, which causes less contribution to cross section of the first feynman diagram in Fig.1. Therefore, the cross section of the Z strahlung is slightly influenced by the mass parameter M_H .

Top quark contribution may induce a deviation of the cross section by a loop-induced coupling. Such deviation depends on the embedding angle θ , which is completely determined by the radiative corrections and the requirement that the model reproduces the phenomenological success of the SM. As discussed in Ref. [4], rather large θ is allowed in some choices of model parameters. In such cases, top quark contribution should not be ignored. But with our sufficiently small θ , top quark contribution to the cross section could be negligible.

For the Z strahlung and W boson fusion processes, there is only one diagram containing the Hhh vertex. Thus, these production cross sections of the corresponding ones are proportional to the squared Higgs trilinear coupling λ_{Hhh}^2 . In EGH model, λ_{Hhh} depends on two parameters, α and M_σ , as we can see in Eq. (10). For the benchmark point $\alpha = 1.57$, $\theta = 0.018_{-0.003}^{+0.004}$ and $M_H \approx M_\sigma$, the weak gauge couplings κ^V are fixed, and the trilinear Higgs coupling only depends on one parameter M_H . At fixed κ^V , we can obtain an expected sensitivity on the trilinear Higgs coupling via measuring the cross section at e^+e^- colliders.

For the $e^+e^- \rightarrow Zhh$ process, the cross section is smaller than that in the SM. Our numerical results show that it is indeed this case. Fig.3 shows the ratio $R = \sigma^{\text{EGH}}/\sigma^{\text{SM}}$ as a function of the center of mass (c.m.) energy \sqrt{s} with $M_H = 1 \text{ TeV}$, $\alpha = 1.57$ and $\theta = 0.018$. The correction value $\delta R = (\sigma^{\text{EGH}} - \sigma^{\text{SM}})/\sigma^{\text{SM}}$ is about $-9\% \sim -47\%$ in the range of $\sqrt{s} = 500 \text{ GeV} \sim 3 \text{ TeV}$ (-27% for 1 TeV). The production cross section $e^+e^- \rightarrow Zhh$ is measured with accuracy of 42.7 % (23.7 %) at the ILC with $\sqrt{s} = 500 \text{ GeV}$

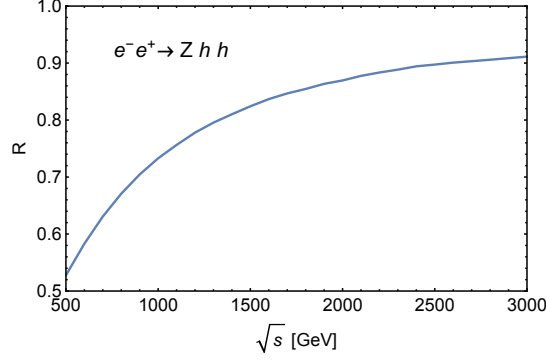


FIG. 3: The ratio $R = \sigma^{EGH}/\sigma^{SM}$ for the $e^+e^- \rightarrow Zhh$ process as a function of c.m. energy for $M_H = 1$ TeV, $\alpha = 1.57$ and $\theta = 0.018$.

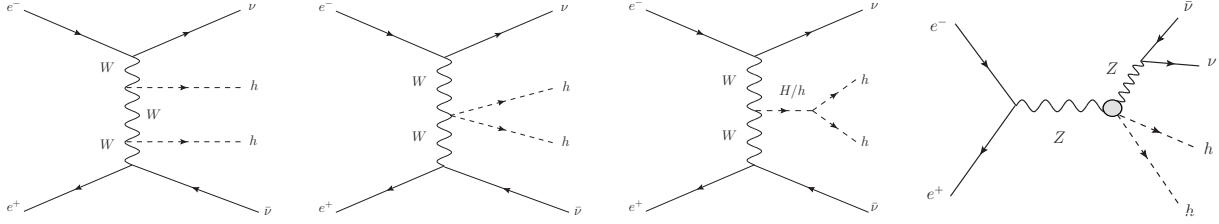


FIG. 4: Representative Feynman diagram for the $e^+e^- \rightarrow \nu\bar{\nu}hh$ process. The last diagram corresponds to the process $e^+e^- \rightarrow Zhh \rightarrow \nu\bar{\nu}hh$ (see Fig. 1).

and the integrated luminosity of $500 \text{ fb}^{-1}(1600 \text{ fb}^{-1})$ [21]. According to these expected accuracy of measurements, such deviation might be observed by the high-luminosity at the ILC.

We compare our results with the previous work [14] which discussed the $e^+e^- \rightarrow Zhh$ process in three different minimal composite Higgs models (MCHMs). In the range of $\sqrt{s} = 400 \text{ GeV} \sim 1.5 \text{ TeV}$, $\sigma^{\text{MCHM}}/\sigma^{\text{SM}}$ is supposed to be about $0.69(0.38) \sim 0.75(0.54)$ with the compositeness parameter $\xi = 0.1(0.2)$. Our results show the deviation from the SM in the EGH model is more obvious than that in the MCHMs within the lower energy range.

Next, we discuss double- h production via the W boson fusion mechanism. The representative Feynman diagrams are shown in Fig.4. The Z strahlung topologies (last diagram in Fig.4) play a subdominant role due to the tiny branching ratio of $Z \rightarrow \nu\bar{\nu}$.

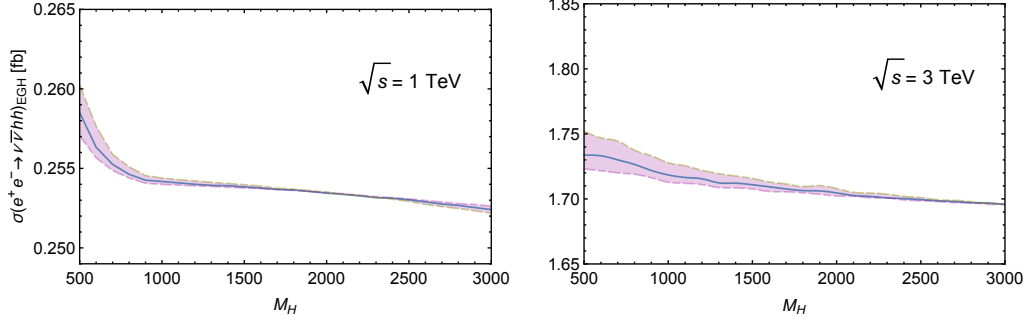


FIG. 5: The cross section of $e^+e^- \rightarrow \nu\bar{\nu}hh$ at the ILC (left) and the CLIC (right) as a function of the mass M_H for $\alpha = 1.57$ and $\theta = 0.018^{+0.004}_{-0.003}$.

The best energy to investigate the Higgsstrahlung production $e^+e^- \rightarrow Zh h$ is around 600 GeV, however the $e^+e^- \rightarrow \nu\bar{\nu}hh$ at 600 GeV is very small. The cross section of WW -fusion production will increase with the energy because of the t -channel enhancement of $W^+W^- \rightarrow hh$ subprocess. At TeV energies this fusion cross section dominates over that from $e^+e^- \rightarrow Zh h$ and would give significant event rates at high luminosity e^+e^- colliders [23], thus the $e^+e^- \rightarrow \nu\bar{\nu}hh$ process becomes more important for higher \sqrt{s} . This is one essential motivation to go to higher energy after running at 500 GeV.

We evaluate the production rate for $e^+e^- \rightarrow \nu\bar{\nu}hh$ in Fig.5. It can be seen that the cross section of the VBF process is also less sensitive to the mass parameter M_H . However, the M_H dependence in this process is rather large compared to the other channels especially in the range of $500 \text{ GeV} < M_H < 1000 \text{ GeV}$. Because this process is equal to direct production of the $WW \rightarrow hh$, which gives rise to a better sensitivity to the mass parameter M_H than that in the secondary decay of $e^+e^- \rightarrow ZH$.

As the benchmark point, we take $M_H = 1 \text{ TeV}$, $\alpha = 1.57$ and $\theta = 0.018$ to show the ratio R as a function of \sqrt{s} in Fig.6. One can see from this figure that the production rate for pair production of the SM-like Higgs via the W boson fusion in the EGH model is significantly larger than the SM prediction. For $\alpha = 1.57$, $\theta = 0.018$ and $500 \text{ GeV} \leq \sqrt{s} \leq 3 \text{ TeV}$, the value of the ratio δR is in the range of $-10\% \sim 163\%$. It is expected that the production cross section of the $e^+e^- \rightarrow \nu\bar{\nu}hh$ process is measured with the accuracy of 26.3 % (16.7 %) at the ILC with $\sqrt{s} = 1 \text{ TeV}$ and the integrated luminosity of 1 ab^{-1} (2.5 ab^{-1})[21]. For CLIC, the expected uncertainties for 1.5 ab^{-1} at $\sqrt{s} = 1.4 \text{ TeV}$ and

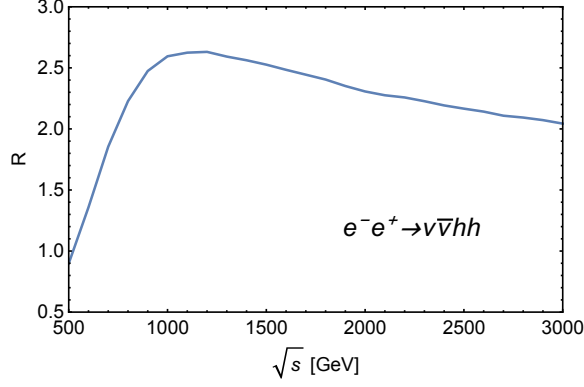


FIG. 6: The ratio $R = \sigma^{EGH}/\sigma^{SM}$ for the $e^+e^- \rightarrow \nu\bar{\nu}hh$ process as a function of c.m. energy. We take $M_H = 1$ TeV, $\alpha = 1.57$ and $\theta = 0.018$.

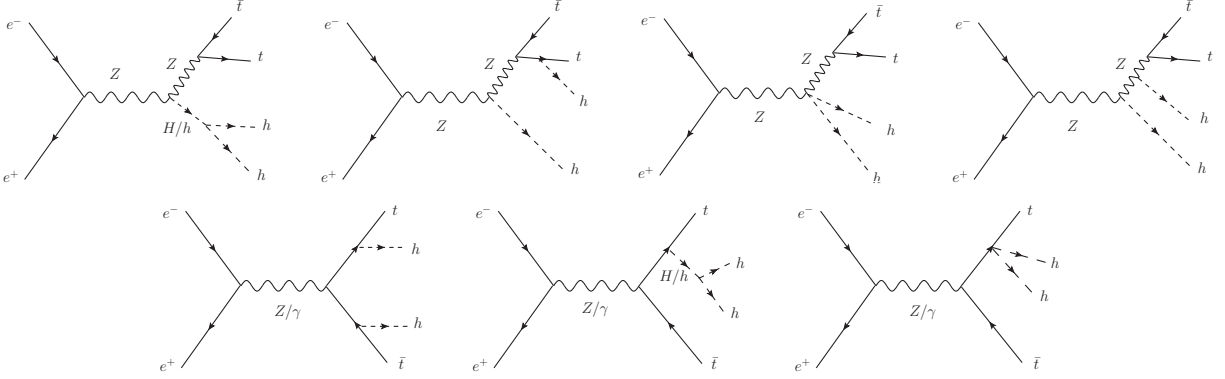


FIG. 7: Representative Feynman diagram for the $e^+e^- \rightarrow t\bar{t}hh$ process.

2 ab^{-1} at $\sqrt{s} = 3 \text{ TeV}$ are 32% and 16%. Hence such deviation should be measured at the ILC and CLIC. Furthermore, in the most range of the c.m. energy, the correction effect of $e^+e^- \rightarrow \nu\bar{\nu}hh$ process is positive, which is opposite to the Z strahlung. Therefore, the VBF process has an advantage to obtain better sensitivities to measure the trilinear self-coupling of the EGH boson.

We also compare the ratio R of the $e^+e^- \rightarrow \nu\bar{\nu}hh$ process with that in MCHMs [14]. In the range of $\sqrt{s} = 400 \text{ GeV} \sim 1.5 \text{ TeV}$, $\sigma^{\text{MCHM}}/\sigma^{\text{SM}}$ is supposed to be about $0.5(0.7) \sim 2.0(1.4)$ with the compositeness parameter $\xi = 0.1(0.2)$. The expected R of the $e^+e^- \rightarrow \nu\bar{\nu}hh$ process in EGH model is larger than that in MCHMs for the same value of \sqrt{s} .

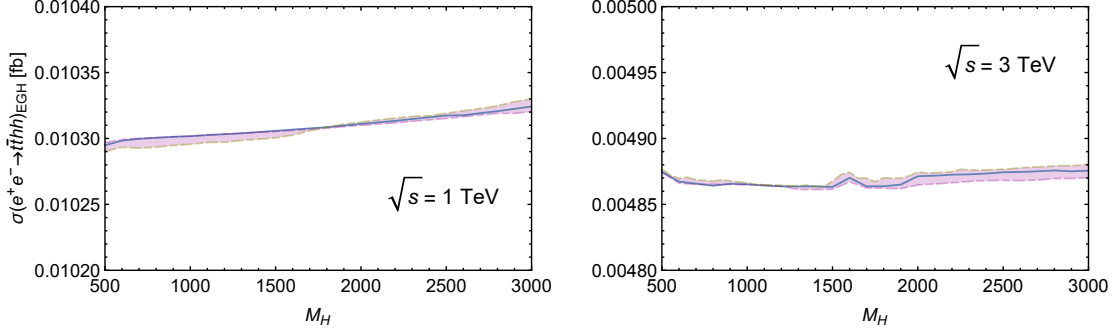


FIG. 8: The cross section of $e^+e^- \rightarrow t\bar{t}hh$ at the ILC (left) and the CLIC (right) as a function of the mass M_H for $\alpha = 1.57$ and $\theta = 0.018^{+0.004}_{-0.003}$.

Finally, we investigate the $t\bar{t}hh$ production process, for which the representative Feynman diagrams are shown in Fig.7. Differently from the previous two double- h production modes, this process could measure not only the trilinear couplings but also top-Yukawa couplings. In addition, this mode is useful to extract $\tan\beta$ in context of 2HDM either elementary or composite [15].

In Fig.8, we plot the cross section of $e^+e^- \rightarrow t\bar{t}hh$ as a function of the mass parameter M_H . It can be seen that the production cross section is very small and less sensitive to the mass parameter M_H . This behaviour can be explained as follows. Besides the trilinear self-coupling of h is strongly suppressed, the couplings of the heavy scalar H to the SM fermion pairs are also strongly suppressed by the factor $\cos(\alpha + \theta)$ for $\alpha = 1.57$ and $\theta = 0.018^{+0.004}_{-0.003}$. Therefore, its resonant contribution to Di-Higgs production cross section is negligible. We plot the ratio R as a function of \sqrt{s} in Fig.9. It shows the cross section in the TeV region is smaller than the SM prediction and can be changed to about -34% , which is similar with the Z strahlung process.

In short, the double- h productions can be useful to test the SM and further probe new physics beyond the SM via the Z strahlung and W boson fusion processes, but they show little sensitivity to M_H . The $t\bar{t}hh$ production is useful to extract top-Yukawa couplings and to check the self-consistency of Higgs scenario.

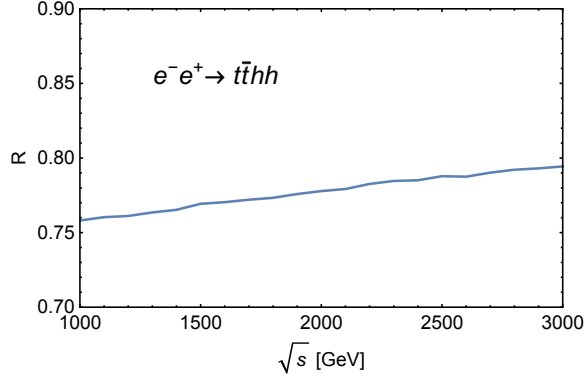


FIG. 9: The ratio $R = \sigma^{EGH}/\sigma^{SM}$ for the $e^+e^- \rightarrow t\bar{t}hh$ process as a function of c.m. energy. We take $M_H = 1$ TeV, $\alpha = 1.57$ and $\theta = 0.018$.

IV. CONCLUSIONS

The EGH model is a perturbative extension of the SM featuring EGH boson and dark matter particle, which is theoretically well-motivated and phenomenologically viable. In this model, the EGH boson is taken as the observed Higgs boson, which almost has the same couplings with the SM fermions and the EW gauge bosons as those for the SM Higgs boson. Thus, this model can easily satisfy the experimental constraint from the Higgs signal data at the LHC.

The Higgs cubic self couplings play the most crucial role for the Higgs pair production. The precise measurement of the SM-like Higgs cubic coupling can be achieved three modes in future high-energy e^+e^- colliders: the Z strahlung, W boson fusion mechanism and associated production with top quarks. In this paper, we have investigated pair production of the EGH boson at ILC and CLIC with the preferred values $\theta = 0.018_{-0.003}^{+0.004}$ and $\alpha = 1.57$ given by Ref.[4]. In the EGH model, the cross sections can be changed to about -27% , 163% and -34% for the $e^+e^- \rightarrow Zh h$, $e^+e^- \rightarrow \nu\bar{\nu}hh$, and $e^+e^- \rightarrow t\bar{t}hh$ processes, respectively, with respect to those in SM. According to the expected measurement precisions, such correction effects might be observed by the energy scan at the ILC and the CLIC. We have also found that since the trilinear self-coupling of the EGH boson is suppressed with respect to the SM one, the cross section of h pair production is less sensitive to the mass parameter M_H for all available modes.

We have compared the \sqrt{s} dependence of the double SM-like Higgs boson production cross section in the EGH model with the predictions in other new physics models. In the two Higgs doublet model, the double Higgs boson production cross section via the Z strahlung process can be enhanced by large enhancement of the triple Higgs boson coupling, while the $e^+e^- \rightarrow \nu\bar{\nu}hh$ process can be suppressed [12]. In the EGH model, the deviations from the SM is not only on the triple Higgs boson coupling but also on the gauge couplings. The suppressed scale factors $K_{h[H]}^F$, $K_{h[H]}^V$, μ_h lead to the suppression of Z strahlung process and the enhancement of W -fusion process. To compare with MCHMs, the cross section curves of the EGH model are presented in the same manner, but the ratio R in EGH model has a more significant difference from the SM. Thus, we can distinguish them from each other.

In summary, at the ILC and the CLIC, we can expect that a large enhancement of the cross section of the $e^+e^- \rightarrow \nu\bar{\nu}hh$ process might be helpful to test the EGH model. Although the correction effects of the $e^+e^- \rightarrow Zh h$ and $e^+e^- \rightarrow t\bar{t}hh$ processes are relatively small, these processes are useful to check the self-consistency of Higgs scenario for EGH model. Furthermore, the measurement of the double EGH boson production processes at various \sqrt{s} values would be helpful to discriminate EGH model from other new physics scenarios.

Acknowledgement

This work was supported in part by the National Natural Science Foundation of China under Grant No. 11275088 and Grants No. 11545012, the Natural Science Foundation of the Liaoning Scientific Committee (No.2014020151).

-
- [1] D. B. Kaplan and H. Georgi, *Phys. Lett.* **B136**, 183 (1984); D. B. Kaplan, H. Georgi, and S. Dimopoulos, *Phys. Lett.* **B136**, 187 (1984).
 - [2] G. Cacciapaglia and F. Sannino, *JHEP* 1404, 111 (2014), [hep-ph/1402.0233]; S. D. Curtis, S. Moretti, K. Yagyu, E. Yildirim, *Phys.Rev.* D95, 095026 (2017), [hep-ph/1411.6132]; G. Gersdorff, E. Ponton, R. Rosenfeld, *JHEP* 1506, 119 (2015), [hep-ph/1502.07340]; T. Ma,

- G. Cacciapaglia, *JHEP* **1603**, 211 (2016), [hep-ph/1508.07014]; Y. C. Wu, B. Zhang, T. Ma, G. Cacciapaglia, hep-ph/1703.06903; B. Batell, M. A. Fedderke, L. T. Wang, hep-ph/1705.09666.
- [3] T. Alanne, H. Gertov, F. Sannino and K. Tuominen, *Phys. Rev. D* **91**, 095021 (2015), [hep-ph/1411.6132].
- [4] H. Gertov, Meroni, E. Molinaro and F. Sannino, *Phys. Rev. D* **92**, 095003 (2015), [hep-ph/1507.06666].
- [5] T. Appelquist, P. S. Rodrigues da Silva, and F. Sannino, *Phys. Rev. D* **60**, 116007 (1999), [hep-ph/9906555]; Z.-y. Duan, P. S. Rodrigues da Silva, and F. Sannino, *Nucl. Phys. B* **592**, 371 (2001), [hep-ph/0001303]; T. A. Ryttov and F. Sannino, *Phys. Rev. D* **78**, 115010 (2008), [hep-ph/0809.0713].
- [6] T. Alanne, A. Meroni, F. Sannino and K. Tuominen, *Phys. Rev. D* **93**, 091701 (2016), [hep-ph/1511.01910].
- [7] H. Gertov, F. Sannino, L. Pearce and L. Yang, *Phys. Rev. D* **93**, 115042 (2016), [hep-ph/1601.07753].
- [8] T. Alanne, H. Rzehak, F. Sannino and A. E. Thomsen, hep-ph/1606.03411.
- [9] T. Alanne, F. Sannino, T. Tenkanen and K. Tuominen, hep-ph/1611.04932.
- [10] J. Baglio et al., *JHEP* **1304**, 151 (2013), [hep-ph/1212.5581].
- [11] W. Yao, hep-ph/1308.6302; B. Hespel, D. Lopez-Val and E. Vryonidou, *JHEP* **1409**, 124 (2014), [hep-ph/1407.0281]; A. J. Barr, M. J. Dolan, C. Englert, D. E. Ferreira de Lima and M. Spannowsky, *JHEP* **1502**, 016 (2015), [hep-ph/1412.7154]; A. Papaefstathiou, *Phys. Rev. D* **91**, no. 11, 113016 (2015), [hep-ph/1504.04621]; A. V. Kotwal, S. Chekanov and M. Low, *Phys. Rev. D* **91**, 114018 (2015), [hep-ph/1504.08042]; H. J. He, J. Ren and W. Yao, *Phys. Rev. D* **93**, no. 1, 015003 (2016), [hep-ph/1506.03302]; B. Fuks, J. H. Kim and S. J. Lee, *Phys. Rev. D* **93**, no. 3, 035026 (2016), [hep-ph/1510.07697]; N. Arkani-Hamed, T. Han, M. Mangano and L. T. Wang, hep-ph/1511.06495; J. Baglio, A. Djouadi and J. Quevillon, *Rep. Prog. Phys.* **79**, 116201 (2016), [hep-ph/1511.07853]; Editors et al., hep-ph/1606.09408; L. Bian, N. Chen, *JHEP* **1609**, 69 (2016), [hep-ph/1607.02703].
- [12] E. Asakawa, D. Harada, S. Kanemura, Y. Okada and K. Tsumura, *Phys. Rev. D* **82**, 115002 (2010), [hep-ph/1009.4670].

- [13] J. Tian, K. Fujii and Y. Gao, hep-ex/1008.0921; A. Arhrib, R. Benbrik, J. El Falaki and A. Jueid, *JHEP* **1512**, 007 (2015), [hep-ph/1507.03630]; M. Hashemi, M. Krawczyk, S. Najjari and A. F. arnecki, *JHEP* **1602**, 187 (2016), [hep-ph/1512.01175]; C. K. Khosa, P. N. Pandita, *Int. J. Mod. Phys. A* **31**, 165-108 (2016), [hep-ph/1606.02093].
- [14] S. Kanemura, K. Kaneta and N. Machida *et al.*, hep-ph/1603.05588.
- [15] S. D. Curtis, S. Moretti and K. Yagyu *et al.*, hep-ph/1702.07260.
- [16] C.-X. Yue, L. Ma, Y.-B. Zuo, Y.-C. Guo, hep-ph/1702.06245.
- [17] G. Aarons *et al.* (ILC Collaboration), hep-ph/0709.1893.
- [18] L. Linssen, A. Miyamoto, M. Stanitzki, and H. Weerts, physics.ins-det/1202.5940; E. Accomando *et al.* (CLIC PhysicsWorking Group), hep-ph/0412251.
- [19] K. A. Olive *et al.*, (Particle Data Group), *Chin. Phys. C* **38**, 090001 (2014) and 2015 update.
- [20] J. Alwall, R. Frederix, and S. Frixione *et al.*, *JHEP* **1407**, 079 (2014), hep-ph/1405.0301.
- [21] D.M. Asner *et al.*, hep-ph/1310.0763.
- [22] T. Behnke *et al.*, ILC-REPORT-2013-040, physics.ins-det/1306.6329; H. Abramowicz *et al.*, hep-ex/1608.07538.
- [23] V. D. Barger and T. Han, *Mod. Phys. Lett. A* **5**, 667 (1990).