

Towards physical principles of biological evolution

Mikhail I. Katsnelson^{1,*}, Yuri I. Wolf², Eugene V. Koonin^{2,*}

¹Radboud University, Institute for Molecules and Materials, Nijmegen, 6525AJ,
Netherlands

²National Center for Biotechnology Information, National Library of Medicine, Bethesda,
MD 20894

*For correspondence: M.Katsnelson@science.ru.nl

Abstract

Biological systems reach organizational complexity that far exceeds the complexity of any known inanimate objects. Biological entities undoubtedly obey the laws of quantum physics and statistical mechanics. However, is modern physics sufficient to adequately describe, model and explain the evolution of biological complexity? Detailed parallels have been drawn between statistical thermodynamics and the population-genetic theory of biological evolution. Based on these parallels, we outline new perspectives on biological innovation and major transitions in evolution, and introduce a biological equivalent of thermodynamic potential that reflects the innovation propensity of an evolving population. Deep analogies have been suggested to also exist between the properties of biological entities and processes, and those of frustrated states in physics, such as glasses. Such systems are characterized by frustration whereby local state with minimal free energy conflict with the global minimum, resulting in “emergent phenomena”. We extend such analogies by examining frustration-type phenomena, such as conflicts between different levels of selection, in biological evolution. These frustration effects appear to drive the evolution of biological complexity. We further address evolution in multidimensional fitness landscapes from the point of view of percolation theory and suggest that percolation at level above the critical threshold dictates the tree-like evolution of complex organisms. Taken together, these multiple connections between fundamental processes in physics and biology imply that construction of a meaningful physical theory of biological evolution might not be a futile effort. However, it is unrealistic to expect that such a theory can be created in one scoop; if it ever comes to being, this can only happen through integration of multiple physical models of evolutionary processes. Furthermore, the existing framework of theoretical physics is unlikely to suffice for adequate modeling of the biological level of complexity, and new developments within physics itself are likely to be required.

Introduction

How are living organisms different from inanimate matter? There are obvious answers in terms of the chemical composition and structure (at least as far as the only known case in point, namely, life on earth, is concerned), but when it comes to the central processes in the evolution of life, the distinction is far less obvious. In the Darwinian tradition, it is tempting to posit that life is defined by evolution through the survival of the fittest [1-4]. However, the uniqueness of this process could be questioned because the entire history of the universe consists of changes where the most stable (the fittest) structures survive. Furthermore, the process of replication itself is not truly unique to biology either: crystals do replicate. On the macroscopic scales of space and time, however, life clearly is a distinct phenomenon. To objectively define the features that distinguish life from other phenomena that occur in the universe, it seems important to examine the key processes of biological evolution within the framework of theoretical physics [5, 6].

Arguably, the central feature that distinguishes modern physics from other areas of human endeavor is the distinct relationship between theory and experiment whereby research programs are shaped by testable theoretical predictions. In general, modern biology is not a theory-based science in the sense physics is. There is, however, a major exception, namely, population genetics, a formalized field of biology that is structured effectively as an area of theoretical physics, akin primarily to statistical thermodynamics [7-10]. To wit, population genetic formalisms have been highly efficient in immunology [11, 12] and cancer biology [13-16], perhaps, suggesting that further expansion of theory in biology could be possible and productive. Modern theoretical physics is a tightly interconnected area in which widely different fields are intertwined. At present, population genetics or any other direction of theoretical biology is not part of that network. It can be argued that this disconnect is not the optimal state of affairs because many areas of theoretical physics could inform and stimulate theoretical developments in biology.

Then, one is bound to ask: is modern physics sufficiently rich to encompass biology? This question, posed in various forms (in particular, “is biology reducible to physics?”), has a long

and rather torturous history (e.g. [17, 18]). Without going into historical or philosophical details, we dismiss any suggestion that life could follow some special laws of “biological” physics instead of the generally established ones. Quantum mechanics, in particular, is generally valid and applies to living organisms just as well as to any other form of matter. The problem is that this powerful theory that, in a sense, can be considered a “theory of everything” does little if anything to explain biological phenomena [19, 20]. Certainly, quantum mechanical calculations can be useful for analysis of biochemical reactions, but they do nothing to help us understand evolution. Therefore, it has been suggested that the physical concept that could be pivotal for the theoretical description of biological phenomena is emergence, i.e., collective behavior of large ensembles that is qualitatively distinct from the behavior of the constituent entities: “More is different” as aphoristically formulated by Anderson [19-24] .

In his seminal book ‘What is life? The Physical Aspect of the Living Cell’, Schrödinger made several key statements which, even 70 years later, still form the basis of many discussions on the relevance of physics for biology [25]. Arguably, the deepest one is the characterization of the (then hypothetical) molecular carriers of heredity as “aperiodic crystals”. Schrödinger was not precise in his definition of aperiodic crystal, and yet, this metaphor captures key properties that subsequently have been discovered (not without Schrödinger’s influence) in biological information carriers, DNA and RNA [26-28]. The nucleic acid molecules, in particular, DNA combine uniformity (and periodicity) of spatial structure with the effectively infinite diversity (aperiodicity) of the base sequence. The combination of these features makes nucleic acids the only known molecules suitable for digital information storage and transmission [29], in full accord with the prescient idea of Schrödinger. In terms of modern physics, biological “aperiodic crystals” are sometimes considered “glasses” [19, 20]. There are indeed deep analogies, at different levels, between the glass state and biological structures and phenomena as discussed below. However, as we will see, the differences are also important: in a sense, glasses appear to be *too* random.

The second well-known pronouncement of Schrödinger, that organisms feed on “negative entropy” (or negentropy, a term that Schrödinger evidently liked but that failed to catch up) is potentially misleading. Shockingly, in Schrödinger’s day, there seemed to be a wide-spread, even if vague, opinion that systems as complex as living beings somehow violated the second law of

thermodynamics, and that this apparent “violation” required a special explanation [30]. We now better understand the nature of entropy and the second law, so Schrödinger’s point can and should be clarified. Obviously, the biosphere, and Earth in general are not closed systems, but rather are exposed to a constant energy flow coming mostly from the Sun (the other source of relatively minor ecological importance being the radioactive decay of heavy elements in the Earth interior). Life on Earth uses this flow, via photosynthesis by photoautotrophs, which function, in a sense, as photochemical machines [31]. Obviously, when the Sun-Earth system is considered, there is not even an appearance of a violation of the second law. Every individual organism, population or ecosystem also are thermodynamically open systems [32, 33]. It is more appropriate to maintain that organisms consume primarily energy, along with chemical building blocks, rather than ‘negentropy’ as Schrödinger fancifully claimed.

However, what appears to have been Schrödinger’s actual motivation when introducing ‘negentropy’, pertains to some of the most fundamental and difficult problems in biology, namely, the emergence and maintenance of the elaborate order and enormous complexity of living organisms. Complexity is certainly one of the most challenging concepts in all of science that resists all-encompassing definitions [34]. Indeed, the most useful definitions of complexity appear to be context-specific. In biology, complexity is relevant, at least, at the levels of genomes, organisms, and ecosystems [35, 36]. The genomic complexity may be meaningfully defined as the number of nucleotide sites that are subject to selection and thus carry biologically relevant information [37-39], although such a definition misses other important sources of genome-level complexity, such as alternative transcription initiation and alternative splicing in eukaryotes. Organismal and ecological complexity is usually perceived as the number of distinct constituent parts and/or levels of hierarchy in the respective systems [40]. Regardless of the exact definitions, it appears clear that stably maintained, evolving high level of complexity is a unique feature of life and a major challenge to theory.

The most traditional interface between physics and biology is biophysics, i.e. study of the properties of the structure and dynamics of biological macromolecules as well as cellular and organismal structures and functionality using physical approaches. Various directions in biophysics have been productive and successful over many decades [41]. There is, however, a distinct, complementary area of interaction between physics and biology whereby physical

theory is used to describe, model and analyze biological processes, in particular, evolution at the population level [4-6]. Already Bohr emphasized, as part of a general discussion of the complementarity principle, the complementarity between a purely physical, structural approach to organisms and the “holistic” nature as living entities [42]. Parallels between thermodynamics and statistical mechanics, on the one hand, and population genetics, on the other hand, have been already invoked by the famed statistician and a founding father of population genetic theory, Ronald Fisher, as early as the 1920s [43], and have been explored and extended in recent years [7, 9, 10]. In different forms, formalisms from statistical mechanics have been increasingly employed to model biological evolution. Among others, a notable application is the use of percolation theory for analysis of evolution on fitness landscapes [44-46]. The ultimate goal of this injection of physics into evolutionary biology appears highly ambitious: nothing less than development of a physical theory of biological evolution, or even reshaping of biology as an area of physics [5, 6]. Obviously, this type of an overarching research program, even if feasible in principle cannot be realized in a single, clean sweep. It can only progress one step at a time, by modeling various evolutionary process using ideas and mathematical apparatus from theoretical physics and hoping that eventually, it becomes possible to combine such models into a coherent theoretical framework.

In this article, we discuss several aspects of biological evolution where theoretical insights, coming primarily from condensed matter physics, appear possible. We submit that physical theory can make non-trivial contributions to the current understanding of evolution but new theoretical developments within physics itself are likely to be required to fully account for the emergence and evolution of the level of complexity that is characteristic of biological systems.

The correspondence between thermodynamics and population genetics, and major evolutionary transitions

Although the existence of parallels between statistical mechanics and population genetics has been realized early in the history of the latter, the detailed correspondence has been derived by Sella and Hirsch in 2005 [7] and further developed by Barton and colleagues [9, 10] (Table 1)

Perhaps, the most notable equivalence is that between the effective population size and inverse temperature ($N_e \sim 1/T$). In a full analogy with physical systems, evolution is effectively deterministic at low T such that an infinite population (an abstract construct often used in population genetic research) is equivalent to 0 K, that is, to the ground state of a physical system. Whereas the latter is usually unique (non-degenerate), in an infinite-size population, the selection pressure is so strong that only one, globally optimal configuration survives, at least in the infinite time limit. In contrast, at high T (small populations), evolution becomes a stochastic process that is dominated by fluctuations (or genetic drift, in the language of population genetics). This stochastic regime involves a multiplicity of allowed evolutionary trajectories (in other terms, valleys of low fitness in fitness landscapes can be crossed) and accordingly provides for innovation and emergence of biological complexity.

Here, we take a more general approach and draw parallels between parameters of the evolutionary process and quantities from phenomenological thermodynamics (rather than statistical mechanics). Formally, it appears natural to introduce a quantity I that is analogous to thermodynamic potential and changes during evolution:

$$dI = dt(dH/dt)/N_e \quad (1)$$

which seems to have a clear biological meaning. Here, H is evolutionary entropy [4, 39] that is calculated as follows:

$$H = \sum_{i=1}^L H_i = - \sum_{i=1}^L \sum_j f_{ij} \log_4 f_{ij} \quad (2)$$

where H is the total entropy of the alignment of n sequences of length L ; H_i is the per site entropy and f_{ij} are the frequencies of each of the 4 nucleotides ($j=A,T,G,C$) or each of the 20 amino acids in site i . Equation (2) is equivalent to the classic Shannon formula [47] except that, instead of applying it “horizontally”, i.e. to a single sequence, it is applied “vertically”, i.e. to an alignment of homologous sequences, hence “evolutionary entropy”. In the definition of evolutionary entropy (Eq. 2), genetic changes in small and large populations are taken with the same weight. However, evolutionary innovations occur mostly in small populations where selection is weak and more variants have a chance to survive [48, 49]. The quantity I (Eq. 1) reflects this trend and has the meaning of *evolutionary innovation potential*.

This line of reasoning is fully compatible with the concept of evolution of biological complexity that was developed by Lynch purely from population genetic considerations[48-50]. More specifically, such is the origin of complexity of multicellular organisms that is manifest on both the genomic and the organismal levels [49, 51]. Clearly, the genomes of multicellular organisms, such as animals and plants, with their haphazard organization (sparse genes, coding sequences interrupted by introns, lack of tight clustering of functionally related genes), are typical high temperature objects that are characterized by disorder, and hence, complexity. In contrast, genomes of prokaryotes and viruses, with the characteristic high gene density and operonic organization [52], are much more ordered, which corresponds to low temperature.

Discrete levels of selection lead to discrete levels of biological complexity. This modality of biological evolution is encapsulated in the concept of major transitions in evolution (MTE) developed by Szathmary and Maynard Smith [53, 54]. In each MTE, the units of the preceding level form ensembles that become new units of selection. The key major transitions include the origin of cells from pre-cellular life forms (even if the latter remain poorly understood), origin of eukaryotes via endosymbiosis, origin of multicellularity (which occurred independently on several occasions), and origin of animal eusociality and superorganisms in plants and fungi. Within the framework of the correspondence between statistical physics and population genetics (Table 1), the MTE can be readily interpreted as analogs of the first-order phase transitions [55] (Figure 1) . Usually, they are considered for systems in a thermal bath, so that temperature remains constant but there is a jump in entropy related to the latent heat of transformation. In the context of biological evolution, temperature corresponds to the inverse population size (Table 1) and, obviously, changes during MTE. Indeed, the transitions lead to increased size of individuals and, accordingly, energy flux at the new level of organization (and selection): for example, the volume of a eukaryotic cell is about 1000 fold greater than that of a typical prokaryotic cell. Effective population size is well known to scale inversely with the organism size, so the MTE are accompanied by abrupt rise in the evolutionary temperature. An entropy-related quantity that, perhaps counter-intuitively, remains roughly constant during evolution, and through the MTE, is *evolutionary information density* :

$$D(N)= 1-H/N \quad (3)$$

where H is the evolutionary entropy of Eq. (1), and N is the total length (number of sites) of a genome (simplified from [39]).

Thus, the evolutionary transitions appear to be analogous to *adiabatic* first-order transitions, with evolutionary information density and evolutionary temperature (effective population size) being thermodynamically coupled variables. Coming back to physics, ultracold gases provide an excellent example of thermodynamics at a constant entropy [56, 57]. More formally, first-order phase transitions at constant temperature are determined from the equality of chemical potentials μ (Gibbs potentials per particle) of different phases. The differential of the chemical potential changes with temperature change for a given entropy value per particle is $d\mu = -sdT$ where s is the entropy density. For adiabatic transitions (constant entropy), the corresponding quantity is the energy per particle e , with the differential $de = Tds$. Given that, within our analogy, $D(N)$ corresponds to s and T corresponds to $1/N_e$, our “innovation potential” (1) turns out to be the “thermodynamic potential”. Thus, first-order phase transitions are characterized by temperature jumps, which is exactly what happens at MTE within the framework of the evolution-to-thermodynamics mapping (Table 1 and Figure 1).

Life, glasses and patterns: Frustrated systems and biological evolution

As first clearly introduced in the spin-glass theory by Edwards and Anderson [58], modern physics considers glass to be a distinct state of matter that is intermediate between equilibrium and nonequilibrium [59-62]. A characteristic property of glass is aging, or structural relaxation. Suppose we measure a specific property of an equilibrium phase, liquid or solid, e.g. the resistivity of metal (or liquid metal). “Equilibrium” means that, when the measurement is repeated after a thermal cycle (slow heating and cooling down to the initial temperature), we obtain the same value of the resistivity. In glass, the measured value would slowly change from measurement to measurement. The potential energy relief (or landscape, to use a term with biological connotations) for glass is a function with many (asymptotically, infinitely many) local minima separated by barriers with an extremely broad energy distribution. Each local minimum represents a metastable state. During its thermal evolution, the system slowly moves from one minimum to another. Importantly, the glass state is non-ergodic [59-62]. The state of the glass is

characterized by an “order parameter” with continuously many components, labeled by a real number $x \in (0,1)$ [63]. This number can be represented as an infinite, non-periodic binary fraction, such as 0.10001110..., where 0(1) corresponds to the choice of bifurcation on the complex energy relief when cooling down from the equilibrium liquid state. This process of thermal evolution is naturally described in terms of ultrametricity: roughly, we are interested in a general, “topological” description of evolution of the system via bifurcations rather than detailed knowledge of the heights of barriers, rates of transitions and other characteristics [60]. This feature is an essential specification of Schrödinger’s aperiodic crystal concept [25]. A major distinction is that glasses are not only aperiodic but also non-ergodic, a feature that results in an evolutionary process. The relevance of the concept of glassiness in biology has been emphasized by Laughlin and colleagues [19, 20]. However, the defining features of life, namely replication with selection, seem to go beyond simple glassy behavior: the potential relief of glasses appears too flexible and too generic to model biological evolution. Glass displays effectively infinite variability, whereas life is based on discrete forms, such as genomes with defined sequences and distinct, extended intervals of stability (see the discussion of evolutionary transitions below).

One of the formal criteria of the glass state is “universal flexibility” [64]. Omitting some important but purely technical details, it can be described as follows. Consider a configuration (of spins, atomic positions, dipolar moments and other parameters) that is characterized by a function $\phi(x)$ where x is d -dimensional vector characterizing a position in space (in most physical applications, $d = 2$ or 3). The energy of this configuration is given by its Hamiltonian $H[\phi(x)]$ and free energy

$$F = -T \ln \int D\phi \exp(-H[\phi(x)]/T) \quad (5)$$

where T is the absolute temperature (we put Boltzmann constant equal to one) and $\int D\phi$ represents summation over all possible configurations. Let us add interaction with another configuration $\sigma(x)$:

$$H[\phi(x)] \rightarrow H_g[\phi(x)] = H[\phi(x)] + \frac{g}{2} \int dx [\phi(x) - \sigma(x)]^2 \quad (6)$$

and calculate the free energy F_g replacing $H[\phi(x)] \rightarrow H_g[\phi(x)]$ in Eq.(1). Then, let us consider two transitions: thermodynamic limit $V \rightarrow \infty$ where V is the volume of the system and the limit of infinitely weak coupling $g \rightarrow +0$. If these limits do not commute, i.e.

$$\lim_{g \rightarrow +0} \lim_{V \rightarrow \infty} \frac{F_g}{V} \neq \lim_{V \rightarrow \infty} \lim_{g \rightarrow +0} \frac{F_g}{V} \quad (7)$$

for macroscopically large number of configurations $\sigma(x)$, then, the system is glass. Physically, this means that the energy relief for the glass is reminiscent of a “universal mapping function”, so that for many $\sigma(x)$, there exists a part of the relief that is minimized by the choice $\phi(x) = \sigma(x)$.

The original glass concept was developed for disordered systems with some type of randomness in the interatomic interactions. Actually, such randomness is not essential as clearly demonstrated in the concept of *self-induced glassiness* [65-67]. It turns out that some systems satisfy the criterion of Eq. (7) without any randomness but, necessarily, in the presence of frustrations caused by competing interactions on different spatial scales.

For the case when $\sigma(x)$ is simply one specific function, equation (7) is equivalent to the condition of *spontaneously broken symmetry* in Landau theory of second-order phase transitions [55, 68], with $h(x) = g\sigma(x)$ playing the role of external field conjugated to the order parameter $\phi(x)$. Conceivably, for some systems, the criterion (6), (7) can be satisfied neither for an “almost arbitrary” function $\sigma(x)$ as in glasses nor for a single function as in conventional second-order phase transitions, but for a sufficiently rich but limited set of functions. Such systems would spontaneously “glue” to selected configurations from some “library” to form a complex but not completely chaotic pattern. Such patterns might yield better models for biological phenomena than classical glass. In other words, we assume that there is a number of *discrete*, separated “attractors” and that the energy landscape of the system consists of glassy parts separated by gaps. This model immediately invokes an analogy with pattern recognition that has been successfully studied using the spin-glass theory [59]. A clear analogy from evolutionary biology is a fitness landscape with elevated areas of high fitness, where an evolving population can travel either upwards, under the pressure of selection, or horizontally in a (quasi)neutral evolutionary

regime, separated by valleys of low fitness that can be crossed only by genetic drift (thermal fluctuation) as discussed above [44]. Canalization of developmental processes is another immediate parallel with patterning observed in glass-like states [69, 70].

A less obvious but potentially important point concerns the concept of “order from disorder” [71-73]. Consider a frustrated system with competing interactions. Such a system can assume many states with the same energy that are characterized by different types of ordering. The system cannot choose between these states because they are completely degenerate in terms of total energy and so remains disordered. *Frustration* and *competing interactions* are key concepts in the theory of (spin) glasses [59-62]. Generally, the states with the same ground-state total energy have different excitation spectra over the ground states and therefore different entropies at finite temperature. As a result, free energies of different ordered states become different, the degeneracy is broken, and the system becomes ordered by “choosing” one of the competing ordered states. In this case, entropy creates order from disorder rather than destroying it although the second law is by no means violated. Thus, ordering that can be equated with “meaningful” complexity results directly from frustration in these relatively simple physical systems.

The concept of frustration as the source of complexity seems to be directly relevant for understanding biological evolution. Conflicts between genetic elements and biological entities at different levels of organization that result in frustration permeate all of biology [74, 75] (Figure 2 and Table 2). Arguably, the most obvious form of these conflicts is the competition between evolutionary strategies of parasites and hosts [74, 76-79]. Genetic parasites with different reproduction modes, including viruses, plasmids, and transposons, are associated with (nearly) all cellular life forms [4, 79, 80]. The emergence and persistence of such parasites appears to be an inherent feature of biological replicator systems because it can be shown that parasite-protected systems are thermodynamically unstable [81]. Frustration caused by intergenomic conflicts drives the evolution of biological complexity [82]. Indeed, computer simulations under a wide range of conditions consistently show that, in a well-mixed replicator system, parasites overwhelm the hosts and eventually cause collapse of the entire system [83-86]. In such simulations, compartmentalization stabilizes the system, being also a path to diversification and evolution of complexity. Once again, the outcome of such modeling studies represents patterning, a typical consequence of frustration in glass-like states (Figure 2). Apart from

compartmentalization, host-parasite conflicts drive the evolution of versatile defense systems in the host and counter-defense systems in parasites, which is another prominent manifestation of biological complexity [76, 87-89].

Notably, the conflicts between hosts and parasites are resolved in many different ways, into stable evolutionary regimes that span the entire range between highly aggressive parasites, such as lytic viruses, that kill the host and move to the next one, and cooperative elements, such as plasmids, that provide beneficial functions to the host [78, 79]. This diversification of host-parasite interactions is an important part of biological complexity at the level of ecosystems and the entire biosphere.

The frustration caused by host-parasite conflicts is an important driver of the MTE [82](Table 2). A nearly ubiquitous anti-parasite strategy in virtually all cellular life forms is programmed cell death (PCD), i.e. altruistic suicide of infected cells that prevents virus spread in a population [89-94]. PCD becomes an efficient defense strategy only in cellular aggregates and thus is likely to have been one of the key factors in the evolution of multicellularity [95, 96].

The origin of eukaryotes itself clearly was, to a large extent, driven by frustration, in this case, the conflict between the protomitochondrial endosymbiont and its host, most likely, an archaeon related to Lokiarchaeota [97-103]. This conflict seems to have played out at several levels including an onslaught of selfish genetic elements from the evolving endosymbiont on the host genome that most likely drove the evolution of the exon-intron architecture of eukaryotic genes, one of the central features of the genomic complexity in eukaryotes [99, 104]. The multiple, entangled competing interactions between the parasite turning into an endosymbiont and the host led to numerous innovations in the cellular organization of the emerging eukaryotes, conceivably, through the extreme population bottleneck during eukaryogenesis, which was caused by the host-parasite frustration [105-107]. The frustration was resolved by the formation of the stable symbiotic association, the eukaryotic cell, but the conflict lingers, e.g. in the form of mitochondrial diseases [108] and frequent lysis of mitochondria that in some organisms results in insertion of mitochondrial DNA into the host genome [109].

Host-parasite coevolution that involves both arms race and cooperation is a fundamentally important but far from the only manifestation of frustration in biological systems. Various forms

of frustration are detectable at all levels of biological organization, from macromolecules to the biosphere, and at the heart of each major transition (Table 2). The case of multicellularity is particularly transparent. Frustration caused by the conflict between the selection pressures at the cellular and organismal levels is an intrinsic feature of the evolution of multicellular life forms [110, 111]. The stable resolution of this frustration involves control over cell division, providing for the evolutionary stability of multicellular organisms, but an alternative, also common solution is cancer [112-114].

Sexual reproduction involves a different level of conflict [115, 116], and eusociality, obviously, entails another [117]. It does not seem to be much of a stretch to posit that frustrated states underlie the entire course of the evolution of life.

Percolation and criticality as the basis and condition of tree-like evolution

Evolution can be described as percolation [118, 119] on a multidimensional fitness landscape (or a dynamic “seascape”) [44-46, 120, 121]. The dimensions can correspond to selectable traits or genes and thus can be in the thousands. The simplest image is a landscape with mountain ridges and plateaus that are partially covered with water. On such a landscape, paths that go under water (below the survival threshold) never continue, whereas the accessibility of the paths above the water level depends on the evolutionary temperature (or effective population size) as outlined above. Applied to biological evolution, this description appears quite complicated [46].

However, the problem becomes much simpler if we consider a *critical* percolation cluster that consists of paths that follow the shores, that is, the lines of *minimal* fitness that is necessary for survival (Figure 3). There are good reasons to believe that actual evolution does not deviate far from such paths due to the cost of selection [122-126]. In this case, it is, paradoxically, the multidimensionality of the parameter space that drastically simplifies the problem. Percolation clusters in two- or three-dimensional spaces have complicated structures, with many doubling channels and dead ends [118, 119], and non-trivial fractal properties [127-129]. In contrast, it has been mathematically proven [130-132] that, for a space of sufficiently high dimensionality d (in the simplest cases, $d > 5$), the structure of the critical percolation cluster is described by a tree (or Bethe lattice) approximation. In other words, the cluster has a simple tree structure, without

double paths or dead ends and is an “optimal” simple line. An important consequence of the tree-like structure of the critical percolation cluster in a high dimensionality space is that, typically, there is only one passable route between any two points on such landscapes.

It seems plausible that the multidimensionality of the biologically relevant fitness landscapes is the cause of the tree-like trend that is readily decipherable in the evolution of all cellular life forms [133, 134]. At the level of phylogenomics, this trend reflects the coherence between the topologies of the phylogenetic trees for different individual genes [135], notwithstanding the extensive horizontal gene transfer in prokaryotes that has been invoked to question the very validity of the tree-like character of evolution [136-140]. This is not true for small viruses with only a few genes, in which case evolution can be adequately represented only by a network [141-143]. Thus, although the exact theory remains to be developed, the percolation perspective strongly suggests that coherent evolution of a gene core resulting in the tree-like structure of organismal evolutionary trajectories – and the possibility of speciation – is a consequence of the high dimensionality of the fitness landscapes. As such, tree like evolution appears to be a fundamental property of life that stems from basic physical principles.

The genotype-phenotype mapping and selection as measurement

A necessary condition of evolution is the separation of the genotype and the phenotype, in the simplest case, a replicator and a replicase, and the existence a genotype-to-phenotype mapping [4, 144]. The evolving genotype (genome) can be represented as a discrete state vector, whereas the phenotype evolves in a continuous space [29]. Thus, the genotype and the phenotype can be represented as two pattern-like phases (see above) with vastly different numbers of degrees of freedom. The mapping of the genotype onto the phenotype, or in other words, the distribution of the phenotypic effects of genotype mutations is a non-trivial problem. A self-evident condition of evolution is the actual existence of mapping, i.e. a feedback from the phenotype to the genotype, such that at least some mutations result in heritable phenotypic changes affecting the fitness of the organism. This type of mapping between two distinct glass-type phases with different properties presents a problem that, to our knowledge, so far has not been addressed in physics and appears to require a special language. Although the current framework of statistical physics

seems not to be immediately suitable for analysis of objects that simultaneously exist on two coupled levels, such situations are not completely new in modern physics. Here we discuss some conceptual similarities with the procedure of measurement in quantum physics, which deal with two types of processes, namely, smooth evolution interrupted by some “projections”. The phenotype can be regarded as a gauge that measures the fitness of the genotype, and in that regard, the interaction of the phenotype with the genotype is closely analogous to measurement (Von Neumann prescription) in quantum mechanics [145](Figure 4).

The concept of *measurement* plays the central role in quantum mechanics [145-149]. The physical framework of this concept was developed mainly by Bohr in his complementarity principle [150] and formalized by von Neumann in his mathematical theory of quantum measurements [145]. According to this approach, existence of *classical* objects, namely measurement devices, is postulated. The state of a quantum system is characterized by the wave function (state vector) $|\Psi\rangle$ or, equivalently, by the density matrix which, for an isolated quantum system, is simply a projector operator into this state: $\hat{\rho} = |\Psi\rangle\langle\Psi|$. For an isolated quantum system, the system dynamics is described by *unitary evolution* $\hat{\rho}(t) = \exp(it\hat{H}/\hbar)\hat{\rho}(0)\exp(-it\hat{H}/\hbar)$ where \hat{H} is the Hamiltonian (which, for simplicity, is supposed to be time-independent), t is time and \hbar is the Planck constant. During this evolution, entropy $S(t) = -\text{Tr}\hat{\rho}(t)\ln\hat{\rho}(t)$ remains equal to zero, thus, this process is in principle reversible. After the interaction with the measurement device, the density matrix abruptly becomes diagonal in some basis $\{|n\rangle\}$ depending on the specific nature of the device:

$$\hat{\rho} \rightarrow \sum_n (\langle n|\hat{\rho}|n\rangle) |n\rangle\langle n| \quad (8)$$

This transition is known as *von Neumann prescription* and is accompanied by entropy increase. During the measurement, the information contained in off-diagonal elements of the density matrix in the basis $\{|n\rangle\}$ is irreversibly lost.

This duality between the purely quantum unitary evolution and projection by measurement that involves classical devices is considered by many physicists as unsatisfactory, and there have been various efforts to justify the appearance of classical objects in the quantum world and to

derive von Neumann prescription from the Schrödinger equation (see, e.g., Refs. [151-153]). However, there is no accepted solution to the problem. One approach involves information theory whereby measurement is perceived as a fundamental concept underlying quantum mechanics (see, e.g., Refs. [154, 155]) where, in contrast to the conventional view, the Schrödinger equation is derived from analysis of the measurement procedure.

There seems to exist a striking analogy between measurement in quantum physics and the process of biological evolution [156, 157]. One can consider evolution of the genotype under the laws of classical (or quantum) physics being interrupted by the feedback from the phenotype in the form of selection. Had selection on mutations been the only factor of evolution, the process would reduce to adsorption of phase trajectories at the borders of some regions of the genotype space (those that yield phenotypes incompatible with survival). Then, under the action of Müller's ratchet, all states would be, sooner or later, eliminated [158-160]. However, genetic drift and especially horizontal gene transfer, including sex, open tunnels into regions of the genotype space that are inaccessible to the smooth evolution [161-163]. Thus, future "biology as theoretical physics" should probably deal with two types of dynamics similar, respectively, to unitary evolution and measurement in quantum mechanics, with the selection of phenotypes playing the role of "measurement". Before the measurement is performed, the quantum system evolves along all possible paths, as explicitly embodied in Feynman's path integral formulation of quantum mechanics [164]. Measurement induces the wave function collapse such that, of all evolutionary trajectories of the system, only those are chosen that pass through a given point. Similarly, any genome sequence is formally possible and indistinguishable from others until its fitness is measured by selection at which point genotypes corresponding to low fitness are eliminated. Evolution works as Maxwell Demon [165, 166] selecting genotypes by some external (with respect to the genome sequence) criteria. Crucially, this cannot be done for free. According to the Landauer principle (ultimately stemming from the Second Law of Thermodynamics), obtaining information on any system incurs a cost of at least $kT \ln 2$ J/bit, where k is Boltzmann constant and T is temperature [166, 167]. This cost of measurement appears to be equivalent to the cost of selection that was first introduced by Haldane [122], which puts limits on adaptive evolution analogous to the limits on measurement precision.

We would like to emphasize that the analogy between theory of evolution and quantum physics discussed here is focused solely on the role of measurement which seems to be crucially important in both cases [156]. This probably will affect the mathematical form of the prospective physical theory of evolution which can be expected to include formalism similar to the von Neumann projection. A necessary disclaimer is that this approach has nothing to do with “quantum biology”, i.e. attempts on direct application of quantum physics to biological processes that is hardly justified.

Concluding remarks

A “general physical theory of biology” might be a vacuous dream but it seems possible to naturally describe key evolutionary processes in the language of statistical physics. It is now commonly accepted that random processes play essential roles in evolution and that biological complexity is, at least, partially, driven by fluctuations. The use of statistical physics is therefore natural. However, we should not go too far. Natural selection and adaptation are essential to biological evolution as well, and to incorporate these phenomena into a framework of physical theory, the existing apparatus of statistical physics probably requires amendments. Here, we tried to speculate on what kind of modifications might be needed. Emergent phenomena that are inherent to the theory of patterns, glasses and other condensed matter states are also central in biology. However, special principles, not yet developed in statistical physics, appear to be required for a physical theory of the genotype-phenotype separation and mapping that comprise the cornerstone of evolution. Biological evolution by no means defies any laws of physics but the emergent biological phenomena appear to call for extension of physics itself. Biological entities and their evolution do not simply follow the “more is different” principle but, in some respects, appear to be qualitatively different from non-biological phenomena, indicative of distinct forms of emergence that require new physical theory. The difference between biology and physics (at least as we know it) is not that “nothing in biology makes sense except in the light of evolution” [3] whereas in physics “everything does”. The latter statement does not actually appear to be true outside of the quantum physics confines because the entire universe certainly can be properly understood only in the light of its evolution over 13.8 billion years. Following the analogy outlined above, in biology as in physics, measurement generates the arrow of time and

necessitates evolution. However, biological evolution has substantial special features, some of which we tried to capture here, in particular, by applying concepts of condensed matter physics, such as frustration and percolation, to central processes of biological evolution. Evidently, the analysis and discussion presented here are only prolegomena to the sustained, concerted effort, which is required to unite biology and physics.

Acknowledgments.

MIK was supported by De Nederlandse Organisatie voor Wetenschappelijk (NOW) via Spinoza Prize. YIW and EVK were supported by intramural funds of the US Department of Health and Human Services (to the National Library of Medicine).

References

1. Darwin C: **On the Origin of Species**; 1859.
2. Dobzhansky T: **Genetics and the origin of species**, 2nd edn. New York: Columbia University Press; 1951.
3. Dobzhansky T: **Nothing in biology makes sense except in the light of evolution**. *The American Biology Teacher* 1973, **35**, 125-129.
4. Koonin EV: **The Logic of Chance: The Nature and Origin of Biological Evolution** Upper Saddle River, NJ: FT press; 2011.
5. Goldenfeld N, Woese C: **Biology's next revolution**. *Nature* 2007, **445**(7126), 369.
6. Goldenfeld N, Woese CR: **Life is Physics: Evolution as a Collective Phenomenon Far From Equilibrium**. *Annu Rev Condens Matter Phys* 2011, **2**, 375-399.
7. Sella G, Hirsh AE: **The application of statistical physics to evolutionary biology**. *Proc Natl Acad Sci U S A* 2005, **102**(27), 9541-9546.
8. Ao P: **Emerging of Stochastic Dynamical Equalities and Steady State Thermodynamics from Darwinian Dynamics**. *Commun Theor Phys* 2008, **49**(5), 1073-1090.
9. Barton NH, Coe JB: **On the application of statistical physics to evolutionary biology**. *J Theor Biol* 2009, **259**(2), 317-324.
10. de Vladar HP, Barton NH: **The contribution of statistical physics to evolutionary biology**. *Trends Ecol Evol* 2011, **26**(8), 424-432.
11. Barreiro LB, Quintana-Murci L: **From evolutionary genetics to human immunology: how selection shapes host defence genes**. *Nat Rev Genet* 2010, **11**(1), 17-30.
12. Seppala O: **Natural selection on quantitative immune defence traits: a comparison between theory and data**. *J Evol Biol* 2015, **28**(1), 1-9.
13. Bozic I, Antal T, Ohtsuki H, Carter H, Kim D, Chen S, Karchin R, Kinzler KW, Vogelstein B, Nowak MA: **Accumulation of driver and passenger mutations during tumor progression**. *Proc Natl Acad Sci U S A* 2010, **107**(43), 18545-18550.
14. Casas-Selves M, Degregori J: **How cancer shapes evolution, and how evolution shapes cancer**. *Evolution (N Y)* 2011, **4**(4), 624-634.
15. McFarland CD, Korolev KS, Kryukov GV, Sunyaev SR, Mirny LA: **Impact of deleterious passenger mutations on cancer progression**. *Proc Natl Acad Sci U S A* 2013, **110**(8), 2910-2915.
16. McFarland CD, Mirny LA, Korolev KS: **Tug-of-war between driver and passenger mutations in cancer and other adaptive processes**. *Proc Natl Acad Sci U S A* 2014, **111**(42), 15138-15143.
17. Polanyi M: **Life's irreducible structure**. *Science* 1968, **160**, 1308-1312.
18. Rosenberg A: **Darwinian Reductionism, Or, How to Stop Worrying and Love Molecular Biology** Chicago: Univ Chicago Press; 2006.
19. Laughlin RB, Pines D: **The theory of everything**. *Proc Natl Acad Sci U S A* 2000, **97**(1), 28-31.
20. Laughlin RB, Pines D, Schmalian J, Stojkovic BP, Wolynes P: **The middle way**. *Proc Natl Acad Sci U S A* 2000, **97**(1), 32-37.
21. Anderson PW: **More is different**. *Science* 1972, **177**(4047), 393-396.
22. Laughlin RB: **A Different Universe: Reinventing Physics From the Bottom Down**. New York: Basic Books; 2008.
23. Anderson PW: **More and Different: Notes from a Thoughtful Curmudgeon**. Singapore: World Scientific Publishing Company; 2011.
24. West G: **Scale: The Universal Laws of Growth, Innovation, Sustainability, and the Pace of Life in Organisms, Cities, Economies, and Companies**. New York: Penguin Press; 2017.

25. Schroedinger E: **What is Life? The Physical Aspect of the Living Cell.** Dublin: Trinity College Press; 1944.
26. Watson JD, Crick FH: **Molecular structure of nucleic acids; a structure for deoxyribose nucleic acid.** *Nature* 1953, **171**(4356), 737-738.
27. Watson JD, Crick FH: **Genetical implications of the structure of deoxyribonucleic acid.** *Nature* 1953, **171**(4361), 964-967.
28. Frank-Kamenetskii MD: **Unraveling Dna: The Most Important Molecule Of Life**, 2nd edn. New York: Basic Books; 1997.
29. Koonin EV: **Why the Central Dogma: on the nature of the great biological exclusion principle.** *Biol Direct* 2015, **10**, 52.
30. Prigogine IR, Stengers I: **Order Out of Chaos.** London: Bantam; 1984.
31. Lemon E, Stewart DW, Shawcroft RW: **The Sun's Work in a Cornfield.** *Science* 1971, **174**(4007), 371-378.
32. Toussaint O, Schneider ED: **The thermodynamics and evolution of complexity in biological systems.** *Comp Biochem Physiol A Mol Integr Physiol* 1998, **120**(1), 3-9.
33. Pascal R, Pross A, Sutherland JD: **Towards an evolutionary theory of the origin of life based on kinetics and thermodynamics.** *Open Biol* 2013, **3**(11), 130156.
34. Gell-Mann M: **The Quark and the Jaguar: Adventures in the Simple and the Complex** New York: St. Martin's Griffin; 1995.
35. Adami C, Ofria C, Collier TC: **Evolution of biological complexity.** *Proc Natl Acad Sci U S A* 2000, **97**(9), 4463-4468.
36. McShea DW, Brandon RN: **Biology's First Law: The Tendency for Diversity and Complexity to Increase in Evolutionary Systems.** Chicago: Univ Chicago Press; 2010.
37. Adami C: **What is complexity?** *Bioessays* 2002, **24**(12), 1085-1094.
38. Koonin EV: **A non-adaptationist perspective on evolution of genomic complexity or the continued dethroning of man.** *Cell Cycle* 2004, **3**(3), 280-285.
39. Koonin EV: **The meaning of biological information.** *Philos Trans A Math Phys Eng Sci* 2016, **374**(2063).
40. Heim NA, Payne JL, Finnegan S, Knope ML, Kowalewski M, Lyons SK, McShea DW, Novack-Gottshall PM, Smith FA, Wang SC: **Hierarchical complexity and the size limits of life.** *Proc Biol Sci* 2017, **284**(1857).
41. Egelman E (ed.): **Comprehensive Biophysics.** New York: Academic Press; 2012.
42. Bohr N: **The Atomic Theory and the Description of Nature.** Oxford: Ox Bow Press; 1934.
43. Fisher RA: **The Genetical Theory of Natural Selection.** London & New York: Oxford University Press; 1930.
44. Gavrillets S: **Fitness Landscapes and the Origin of Species.** Princeton: Princeton University Press; 2004.
45. Gavrillets S, Gravner J: **Percolation on the fitness hypercube and the evolution of reproductive isolation.** *J Theor Biol* 1997, **184**(1), 51-64.
46. Gravner J, Pitman D, Gavrillets S: **Percolation on fitness landscapes: effects of correlation, phenotype, and incompatibilities.** *J Theor Biol* 2007, **248**(4), 627-645.
47. Shannon CE, Weaver W: **The Mathematical Theory of Communication.** Chicago: University of Illinois Press; 1949.
48. Lynch M: **The origins of genome architecture.** Sunderland, MA: Sinauer Associates; 2007.
49. Lynch M, Conery JS: **The origins of genome complexity.** *Science* 2003, **302**(5649), 1401-1404.
50. Lynch M: **The frailty of adaptive hypotheses for the origins of organismal complexity.** *Proc Natl Acad Sci U S A* 2007, **104** Suppl 1, 8597-8604.
51. Lynch M: **The origins of eukaryotic gene structure.** *Mol Biol Evol* 2006, **23**(2), 450-468.

52. Koonin EV: **Evolution of genome architecture**. *Int J Biochem Cell Biol* 2009, **41**(2), 298-306.
53. Maynard Smith J, Szathmary E: **The Major Transitions in Evolution**. Oxford: Oxford University Press; 1997.
54. Szathmary E: **Toward major evolutionary transitions theory 2.0**. *Proc Natl Acad Sci U S A* 2015, **112**(33), 10104-10111.
55. Landau LD, Lifshitz EM: **Statistical Physics**. Oxford: Pergamon; 1980.
56. Bloch I, Dalibard J, Zwerger W: **Many-body physics with ultracold gases**. *Reviews of Modern Physics* 2008, **80**(3), 885-964.
57. Lewenstein M, Sanpera A, Ahufinger V: **Ultracold Atoms in Optical Lattices: Simulating Quantum Many-Body Systems**. Oxford: Oxford Univ Press; 2012.
58. Edwards SF, Anderson PW: **Theory of spin glasses**. *J Phys F: Metal Phys* 1975, **5**, 965-974.
59. Mezard M, Parisi G, Virasoro MA (eds.): **Spin Glass Theory and Beyond** Singapore: World Scientific; 1987.
60. Rammal R, Toulouse G, Virasoro MA: **Ultrametricity for physicists**. *Rev Mod Phys* 1986, **58**, 765-788.
61. Binder K, Young AP: **Spin glasses: Experimental facts, theoretical concepts, and open questions**. *Rev Mod Phys* 58, 801-976 1986, **58**, 801-976.
62. Das SP: **Mode-coupling theory and the glass transition in supercooled liquids**. *Rev Mod Phys* 76, 785-851 2004, **76**, 785-851.
63. Parisi G: **A sequence of approximated solutions to the S-K model for spin glasses**. *J Phys A* 1980, **13**, 1101-1112.
64. Monasson R: **Structural Glass Transition and the Entropy of the Metastable States**. *Phys Rev Lett* 1995, **75**, 2847-2850.
65. Schmalian G, Wolynes PG: **Stripe Glasses: Self-Generated Randomness in a Uniformly Frustrated System**. *Phys Rev Lett* 85, 836-839 2000, **85**, 836-839.
66. Principi A, Katsnelson MI: **Stripe glasses in ferromagnetic thin films**. *Phys Rev B* 93 2016, **93**, 054410.
67. Principi A, Katsnelson MI: **Self-Induced Glassiness and Pattern Formation in Spin Systems Subject to Long-Range Interactions**. *Phys Rev Lett* 117 2016, **117**, 137201
68. Ruelle D: **Statistical Mechanics: Rigorous Results** Singapore: World Scientific; 1999.
69. Waddington CH, Robertson E: **Selection for developmental canalisation**. *Genet Res* 1966, **7**(3), 303-312.
70. Flatt T: **The evolutionary genetics of canalization**. *Q Rev Biol* 2005, **80**(3), 287-316.
71. Villain J, Bidaux R, Carton J-P, Conte R: **Order as an effect of disorder**. *J Phys France* 1980, **41**, 1263-1272.
72. Shender EF: **Antiferromagnetic garnets with fluctuationally interacting sublattices**. *Sov Phys JETP* 1982, **56**, 178-184.
73. Henley CL: **Ordering due to disorder in a frustrated vector antiferromagnet**. *Phys Rev Lett* 1989, **62**, 2056-2059.
74. Forterre P, Prangishvili D: **The great billion-year war between ribosome- and capsid-encoding organisms (cells and viruses) as the major source of evolutionary novelties**. *Ann N Y Acad Sci* 2009, **1178**, 65-77.
75. Aravind L, Anantharaman V, Zhang D, de Souza RF, Iyer LM: **Gene flow and biological conflict systems in the origin and evolution of eukaryotes**. *Front Cell Infect Microbiol* 2012, **2**, 89.
76. Stern A, Sorek R: **The phage-host arms race: shaping the evolution of microbes**. *Bioessays* 2011, **33**(1), 43-51.
77. Koonin EV, Krupovic M: **A Movable Defense**. *The Scientist* 2015(january 1).

78. Jalasvuori M, Koonin EV: **Classification of prokaryotic genetic replicators: between selfishness and altruism.** *Ann N Y Acad Sci* 2015, **1341**, 96-105.
79. Koonin EV, Starokadomskyy P: **Are viruses alive? The replicator paradigm sheds decisive light on an old but misguided question.** *Stud Hist Philos Biol Biomed Sci* 2016, **59**, 125-134.
80. Holmes EC: **The Evolution and Emergence of RNA Viruses.** Oxford: Oxford University Press; 2009.
81. Koonin EV, Wolf YI, Katsnelson MI: **Inevitability of the emergence and persistence of genetic parasites caused by thermodynamic instability of parasite-free states.** *Biol Direct* 2017, in press.
82. Koonin EV: **Viruses and mobile elements as drivers of evolutionary transitions.** *Philos Trans R Soc Lond B Biol Sci* 2016, **371**(1701).
83. Szathmary E: **The evolution of replicators.** *Philos Trans R Soc Lond B Biol Sci* 2000, **355**(1403), 1669-1676.
84. Takeuchi N, Hogeweg P: **Evolution of complexity in RNA-like replicator systems.** *Biol Direct* 2008, **3**, 11.
85. Takeuchi N, Hogeweg P: **Evolutionary dynamics of RNA-like replicator systems: A bioinformatic approach to the origin of life.** *Phys Life Rev* 2012, **9**(3), 219-263.
86. Takeuchi N, Hogeweg P, Koonin EV: **On the origin of DNA genomes: Evolution of the division of labor between template and catalyst in model replicator systems** *PLoS Comput Biol* 2011, in press.
87. Labrie SJ, Samson JE, Moineau S: **Bacteriophage resistance mechanisms.** *Nat Rev Microbiol* 2010, **8**, 317-327.
88. Makarova KS, Wolf YI, Koonin EV: **Comparative genomics of defense systems in archaea and bacteria.** *Nucleic Acids Res* 2013, **41**(8), 4360-4377.
89. Koonin EV, Makarova KS, Wolf YI: **Evolutionary Genomics of Defense Systems in Archaea and Bacteria.** *Annu Rev Microbiol* 2017.
90. Ameisen JC: **On the origin, evolution, and nature of programmed cell death: a timeline of four billion years.** *Cell Death Differ* 2002, **9**(4), 367-393.
91. Koonin EV, Aravind L: **Origin and evolution of eukaryotic apoptosis: the bacterial connection.** *Cell Death Differ* 2002, **9**(4), 394-404.
92. Ameisen JC: **Looking for death at the core of life in the light of evolution.** *Cell Death Differ* 2004, **11**(1), 4-10.
93. Kaczanowski S: **Apoptosis: its origin, history, maintenance and the medical implications for cancer and aging.** *Phys Biol* 2016, **13**(3), 031001.
94. Koonin EV, Zhang F: **Coupling immunity and programmed cell suicide in prokaryotes: Life-or-death choices.** *Bioessays* 2017, **39**(1), 1-9.
95. Iranzo J, Lobkovsky AE, Wolf YI, Koonin EV: **Virus-host arms race at the joint origin of multicellularity and programmed cell death.** *Cell Cycle* 2014, **13**(19), 3083-3088.
96. Durand PM, Sym S, Michod RE: **Programmed Cell Death and Complexity in Microbial Systems.** *Curr Biol* 2016, **26**(13), R587-593.
97. Embley TM, Martin W: **Eukaryotic evolution, changes and challenges.** *Nature* 2006, **440**(7084), 623-630.
98. Embley TM, Williams TA: **Evolution: Steps on the road to eukaryotes.** *Nature* 2015, **521**(7551), 169-170.
99. Martin W, Koonin EV: **Introns and the origin of nucleus-cytosol compartmentation.** *Nature* 2006, **440**, 41-45.

100. Spang A, Saw JH, Jorgensen SL, Zaremba-Niedzwiedzka K, Martijn J, Lind AE, van Eijk R, Schleper C, Guy L, Ettema TJ: **Complex archaea that bridge the gap between prokaryotes and eukaryotes.** *Nature* 2015, **521**(7551), 173-179.
101. Koonin EV: **Origin of eukaryotes from within archaea, archaeal eukaryome and bursts of gene gain: eukaryogenesis just made easier?** *Philos Trans R Soc Lond B Biol Sci* 2015, **370**(1678), 20140333.
102. Koonin EV: **Archaeal ancestors of eukaryotes: not so elusive any more.** *BMC Biol* 2015, **13**, 84.
103. Zaremba-Niedzwiedzka K, Caceres EF, Saw JH, Backstrom D, Juzokaite L, Vancaester E, Seitz KW, Anantharaman K, Starnawski P, Kjeldsen KU *et al*: **Asgard archaea illuminate the origin of eukaryotic cellular complexity.** *Nature* 2017, **541**(7637), 353-358.
104. Lopez-Garcia P, Moreira D: **Selective forces for the origin of the eukaryotic nucleus.** *Bioessays* 2006, **28**(5), 525-533.
105. Koonin EV: **The origin of introns and their role in eukaryogenesis: a compromise solution to the introns-early versus introns-late debate?** *Biol Direct* 2006, **1**, 22.
106. Koonin EV: **Intron-dominated genomes of early ancestors of eukaryotes.** *J Hered* 2009, **100**(5), 618-623.
107. Blackstone NW: **Why did eukaryotes evolve only once? Genetic and energetic aspects of conflict and conflict mediation.** *Philos Trans R Soc Lond B Biol Sci* 2013, **368**(1622), 20120266.
108. Suomalainen A, Battersby BJ: **Mitochondrial diseases: the contribution of organelle stress responses to pathology.** *Nat Rev Mol Cell Biol* 2017.
109. Bensasson D, Zhang D, Hartl DL, Hewitt GM: **Mitochondrial pseudogenes: evolution's misplaced witnesses.** *Trends Ecol Evol* 2001, **16**(6), 314-321.
110. Michod RE: **Evolution of individuality during the transition from unicellular to multicellular life.** *Proc Natl Acad Sci U S A* 2007, **104** Suppl 1, 8613-8618.
111. Leslie MP, Shelton DE, Michod RE: **Generation time and fitness tradeoffs during the evolution of multicellularity.** *J Theor Biol* 2017, **430**, 92-102.
112. Aktipis CA, Boddy AM, Jansen G, Hibner U, Hochberg ME, Maley CC, Wilkinson GS: **Cancer across the tree of life: cooperation and cheating in multicellularity.** *Philos Trans R Soc Lond B Biol Sci* 2015, **370**(1673).
113. Greaves M: **Evolutionary determinants of cancer.** *Cancer Discov* 2015, **5**(8), 806-820.
114. Jacqueline C, Biro PA, Beckmann C, Moller AP, Renaud F, Sorci G, Tasiemski A, Ujvari B, Thomas F: **Cancer: A disease at the crossroads of trade-offs.** *Evol Appl* 2017, **10**(3), 215-225.
115. Archetti M: **Complementation, genetic conflict, and the evolution of sex and recombination.** *J Hered* 2010, **101** Suppl 1, S21-33.
116. Gavrillets S: **Is sexual conflict an "engine of speciation"?** *Cold Spring Harb Perspect Biol* 2014, **6**(12), a017723.
117. Nonacs P: **Kinship, greenbeards, and runaway social selection in the evolution of social insect cooperation.** *Proc Natl Acad Sci U S A* 2011, **108** Suppl 2, 10808-10815.
118. de Gennes P-G: **Scaling Concepts in Polymer Physics** Ithaca: Cornell Univ. Press 1979.
119. Shklovskii BI, Efros AL: **Electronic Properties of Doped Semiconductors** Berlin. : Springer; 1984.
120. Mustonen V, Lassig M: **From fitness landscapes to seascapes: non-equilibrium dynamics of selection and adaptation.** *Trends Genet* 2009, **25**(3), 111-119.
121. Catalan P, Arias CF, Cuesta JA, Manrubia S: **Adaptive multiscales: an up-to-date metaphor to visualize molecular adaptation.** *Biol Direct* 2017, **12**(1), 7.
122. Haldane JBS: **The cost of natural selection.** *J Genet* 1957, **55**, 511-524.
123. Darlington PJ, Jr.: **The cost of evolution and the imprecision of adaptation.** *Proc Natl Acad Sci U S A* 1977, **74**(4), 1647-1651.

124. Darlington PJ, Jr.: **Evolution: questions for the modern theory.** *Proc Natl Acad Sci U S A* 1983, **80**(7), 1960-1963.
125. Barton NH: **Linkage and the limits to natural selection.** *Genetics* 1995, **140**(2), 821-841.
126. Bell G: **Evolutionary rescue and the limits of adaptation.** *Philos Trans R Soc Lond B Biol Sci* 2013, **368**(1610), 20120080.
127. Smirnov S: **Critical percolation in the plane: conformal invariance, Cardy's formula, scaling limits.** *C R Acad Sci Paris Sér I Math* 2001, **333**, 239-244.
128. Beffara V: **Hausdorff dimensions for SLE6.** *Ann Probab* 2004., **32**, 2606-2629.
129. Kager W, Nienhuis B: **A Guide to Stochastic Löwner Evolution and Its Applications.** *J Stat Phys* 2004, **115**, 1149-1229.
130. Aizenman M, Newman CM: **Tree graph inequalities and critical behavior in percolation models** *J Stat Phys* 1984 **36**, 107-143.
131. Barsky DJ, Aizenman M: **Percolation Critical Exponents Under the Triangle Condition** *Ann Prob* 1991 **19**, 1520-1536.
132. Hara T, Slade G: **Mean-field critical behaviour for percolation in high dimensions.** *Commun Math Phys* 1990, **128**, 333-391.
133. Puigbo P, Wolf YI, Koonin EV: **Search for a 'Tree of Life' in the thicket of the phylogenetic forest.** *J Biol* 2009, **8**(6), 59.
134. Puigbo P, Wolf YI, Koonin EV: **Seeing the Tree of Life behind the phylogenetic forest.** *BMC Biol* 2013, **11**, 46.
135. Puigbo P, Wolf YI, Koonin EV: **The tree and net components of prokaryote evolution.** *Genome Biol Evol* 2010, **2**, 745-756.
136. Doolittle WF: **Lateral genomics.** *Trends Cell Biol* 1999, **9**(12), M5-8.
137. Doolittle WF: **Phylogenetic classification and the universal tree.** *Science* 1999, **284**(5423), 2124-2129.
138. Doolittle WF: **Uprooting the tree of life.** *Sci Am* 2000, **282**(2), 90-95.
139. Doolittle WF, Baptiste E: **Pattern pluralism and the Tree of Life hypothesis.** *Proc Natl Acad Sci U S A* 2007, **104**(7), 2043-2049.
140. Baptiste E, Susko E, Leigh J, MacLeod D, Charlebois RL, Doolittle WF: **Do orthologous gene phylogenies really support tree-thinking?** *BMC Evol Biol* 2005, **5**, 33.
141. Koonin EV, Dolja VV, Krupovic M: **Origins and evolution of viruses of eukaryotes: The ultimate modularity.** *Virology* 2015, **479-480**, 2-25.
142. Iranzo J, Krupovic M, Koonin EV: **The Double-Stranded DNA Virosphere as a Modular Hierarchical Network of Gene Sharing.** *MBio* 2016, **7**(4).
143. Iranzo J, Krupovic M, Koonin EV: **A network perspective on the virus world.** *Commun Integr Biol* 2017, **10**(2), e1296614.
144. Pattee HH: **The physics of symbols: bridging the epistemic cut.** *Biosystems* 2001, **60**(1-3), 5-21.
145. von Neumann J: **Mathematical Foundations of Quantum Mechanics** Princeton: Princeton Univ. Press; 1955.
146. Heisenberg W: **The Physical Principles of the Quantum Theory** New York: Dover 1949
147. Jammer M: **The Conceptual Development of Quantum Mechanics** New York: McGraw-Hill; 1966
148. Wheeler JA, Zurek WH (eds.): **Quantum Theory and Measurements.** Princeton: Princeton Univ. Press; 1983
149. Ballentine LE: **Quantum Mechanics: a Modern Development.** Singapore: World Scientific; 2003
150. Bohr N: **The Philosophical Writings of Niels Bohr**, vol. 4. Oxford: Ox Bow Press; 1987.
151. Giulini D, Joos E, Kiefer C, Kupsch J, Stamatescu I-O, Zeh HD: **Decoherence and the Appearance of a Classical World in Quantum Theory** Berlin: Springer; 1996.

152. Zurek WH: **Decoherence, einselection, and the quantum origins of the classical.** *Rev Mod Phys* 2003 **75**, 715-775.
153. Allaverdyan AE, Ballian R, Nieuwenhuizen TM: **Understanding quantum measurement from the solution of dynamical models.** *Phys Rep* 2013 **525** 1-166.
154. De Raedt H, Katsnelson MI, Michielsen K: **Quantum theory as the most robust description of reproducible experiments**
Ann Phys 2014, **347**, 45-73.
155. De Raedt H, Katsnelson MI, Michielsen K: **Quantum theory as plausible reasoning applied to data obtained by robust experiments**
Phil Trans Royal Soc A 2016, **374**, 20150233
156. Pattee HH: **Quantum mechanics, heredity and the origin of life.** *J Theor Biol* 1967, **17**(3), 410-420.
157. Frank SA: **Natural selection. V. How to read the fundamental equations of evolutionary change in terms of information theory.** *J Evol Biol* 2012, **25**(12), 2377-2396.
158. Muller HJ: **The Relation of Recombination to Mutational Advance.** *Mutat Res* 1964, **106**, 2-9.
159. Haigh J: **The accumulation of deleterious genes in a population--Muller's Ratchet.** *Theor Popul Biol* 1978, **14**(2), 251-267.
160. Lynch M, Gabriel W: **Mutation Load and the Survival of Small Populations.** *Evolution* 1990, **44**(7), 1725-1737.
161. Redfield RJ: **Evolution of bacterial transformation: is sex with dead cells ever better than no sex at all?** *Genetics* 1988, **119**(1), 213-221.
162. Iranzo J, Puigbo P, Lobkovsky AE, Wolf YI, Koonin EV: **Inevitability of Genetic Parasites.** *Genome Biol Evol* 2016, **8**(9), 2856-2869.
163. Takeuchi N, Kaneko K, Koonin EV: **Horizontal gene transfer can rescue prokaryotes from Muller's ratchet: benefit of DNA from dead cells and population subdivision.** *G3 (Bethesda)* 2014, **4**(2), 325-339.
164. Feynman RP, Hibbs AR: **Quantum Mechanics and Path Integrals.** New York: McGraw Hill; 1965
165. Bennett CH: **Demons, engines, and the Second Law.** *Sci Am* 1987, **257**, 108-117.
166. Bennett CH: **Notes on Landauer's principle, reversible computation, and Maxwell's Demon.** *Studies in History and Philosophy of Science Part B: Studies in History and Philosophy of Modern Physics* 2003, **34**, 501-510.
167. Landauer R: **Irreversibility and Heat Generation in the Computing Process.** *IBM Journal of Research and Development* 1961, **5**, 183-191.

Table 1

The correspondence between the key variables of statistical physics and evolutionary biology

Table 2

Frustrated states in biological evolution

Figure legends

Figure 1. Major evolutionary transitions as adiabatic first-order transitions with constant entropy and changing temperature.

The 3 panels schematically show the changes in effective population size (top panel), evolutionary information density (middle panel) and the evolutionary innovation potential introduced here (bottom panel) at a MTE that is shown by the vertical dotted line.

Figure 2. Frustration as a key driver of biological evolution.

The left side illustrates a typical frustrated state in condensed matter physics which is exemplified by spin interaction in a glass-like system. The right side illustrate conflicts and frustration in biological evolution exemplified by host-parasite interaction.

Figure 3. Critical percolation and tree-like evolution

A, Ancestor; D1-5, descendants. The dotted line shows the evolutionary trajectory from the ancestors to descendants. In critical percolation, these trajectories include no loops and are tree-like.

Figure 4. Evolution as measurement.

The genotype is shown by a 0/1 string for generality.

Table 1

The correspondence between the key variables of statistical physics and evolutionary biology

	Biological analog	
Thermodynamic variable	Sella and Hirsh [7]	This work
Inverse temperature, $\beta=1/T$	Effective population size N_e	
Entropy per particle	Derived from the free fitness expression	Evolutionary information density: $D(N)=1-H/N$ (see text)
Free energy Hamiltonian	Minus log of fitness	-
Thermodynamic potential	Derived from the Hamiltonian by Gibbs formula	Evolutionary innovation potential: $dI=dt(dH/dt)/N_e$

Table 1

Frustrated relationships in biological evolution

System	Frustration-producing elements (competing interactions)	Evolutionary consequences
Proteins	Hydrogen and Van der Waals bonds between side chains of monomers	Emergence of stable conformations and semi-regular patterns in protein structures
Gene regulation networks	Activators and repressors	Emergence of meta-stable expression patterns
Cells	Membranes and channels	Emergence of compartments and cellular machinery dependent on electrochemical gradients
Autonomous and semi-autonomous self-replicating genetic systems	Replicator and parasite genomes	Emergence of self-nonself discrimination
Autonomous and semi-autonomous self-replicating genetic systems	Host cells and viruses	Emergence of infection mechanisms, defense and counter-defense systems, evolutionary arms race
Autonomous and semi-autonomous self-replicating genetic systems	Host cells and transposons	Emergence of intra-genomic DNA replication control; hotbeds of evolutionary innovation
Autonomous and semi-autonomous self-replicating genetic systems	Host cells and plasmids	Emergence of beneficial cargo genes, plasmid addiction systems, efficient gene exchange and transfer mechanisms
Communities of unicellular organisms	Individual cells	Emergence of information exchange and quorum sensing mechanisms; replication control apoptosis and multicellularity
Multicellular	Soma and germline	Emergence of complex bodies

organisms		and sexual reproduction
Populations	Individual members	Emergence of population-level cooperation; kin selection
Populations	Partners with unequal parental investment (males and females)	Emergence of sexual selection and sexual dimorphism
Biosphere	Species in different niches	Emergence of interspecies competition, host-parasite and predator-prey relationships, mutualism

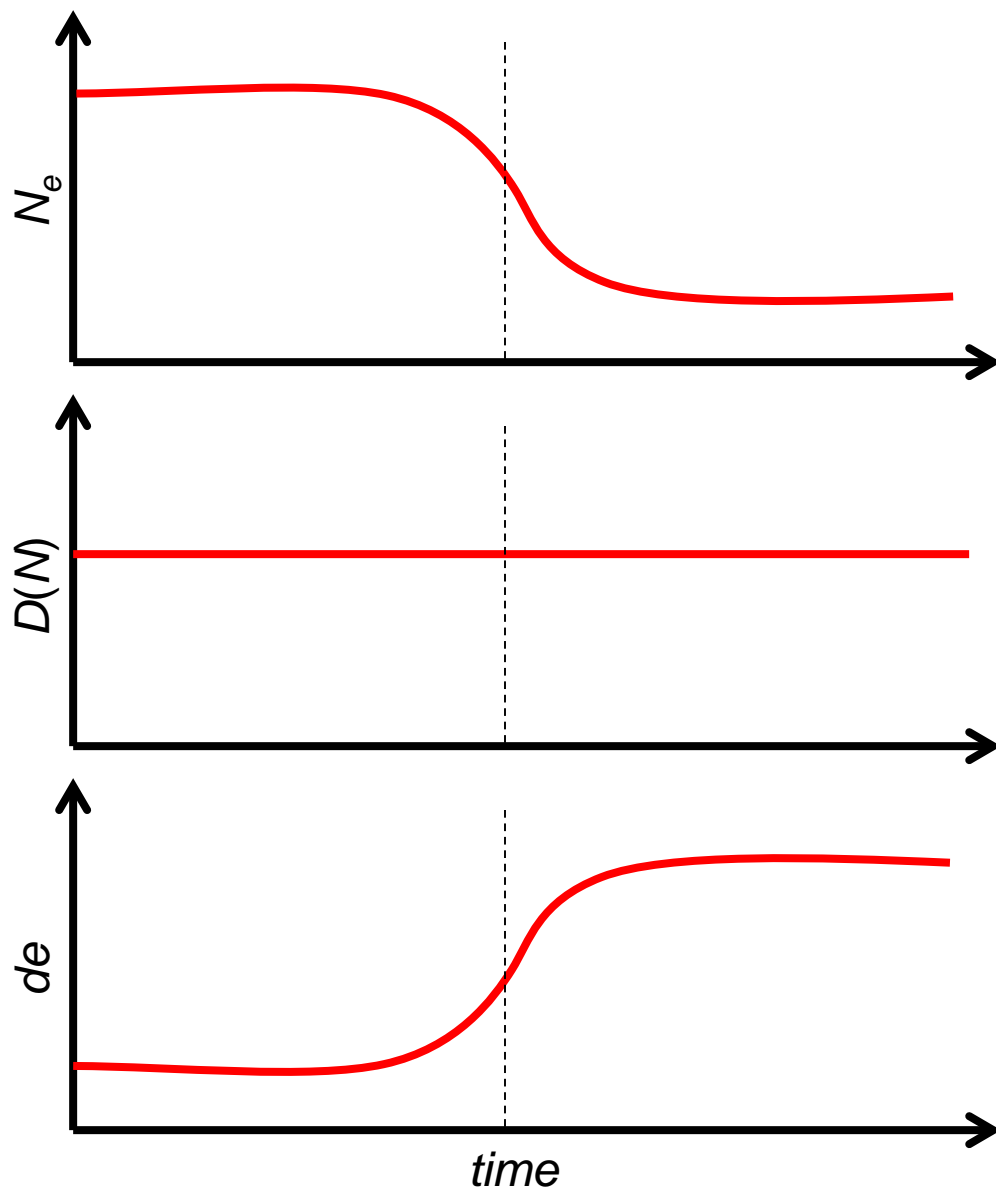


Figure 1

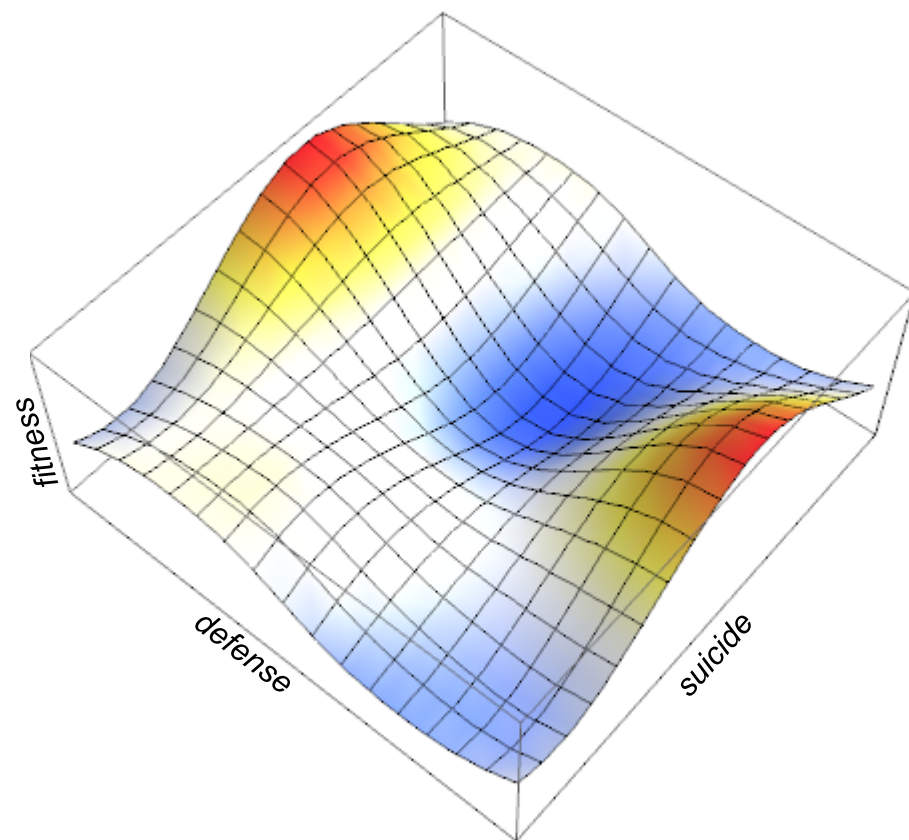
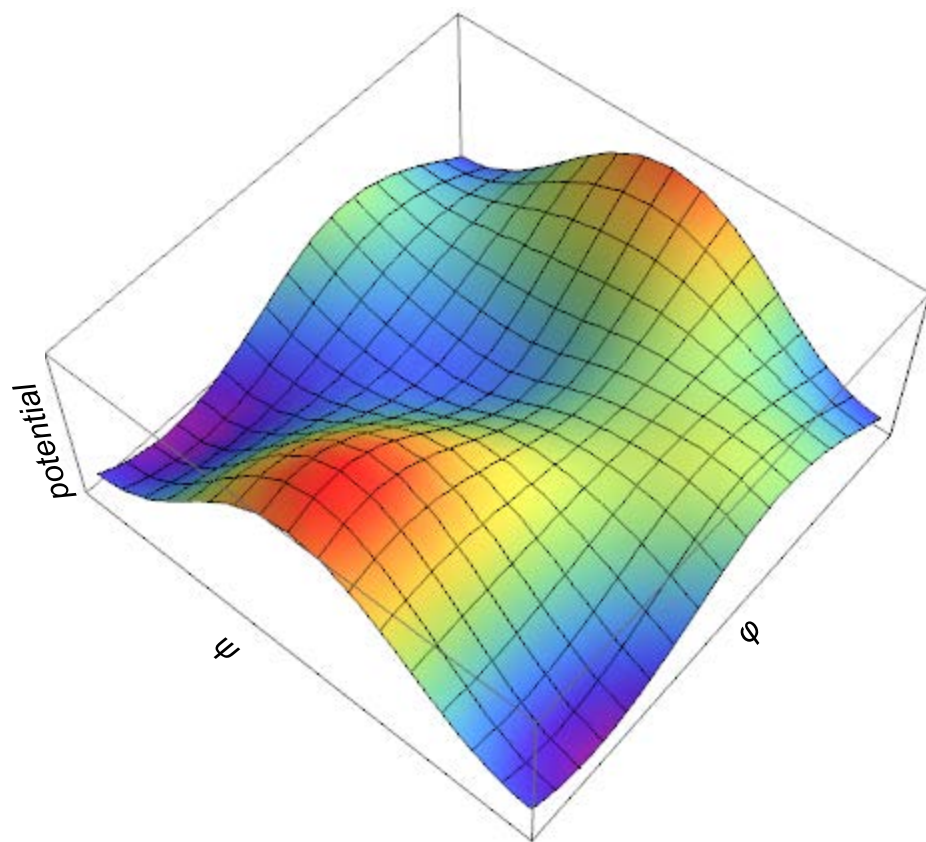

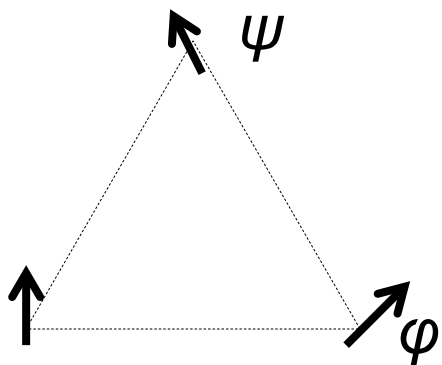


Figure 2

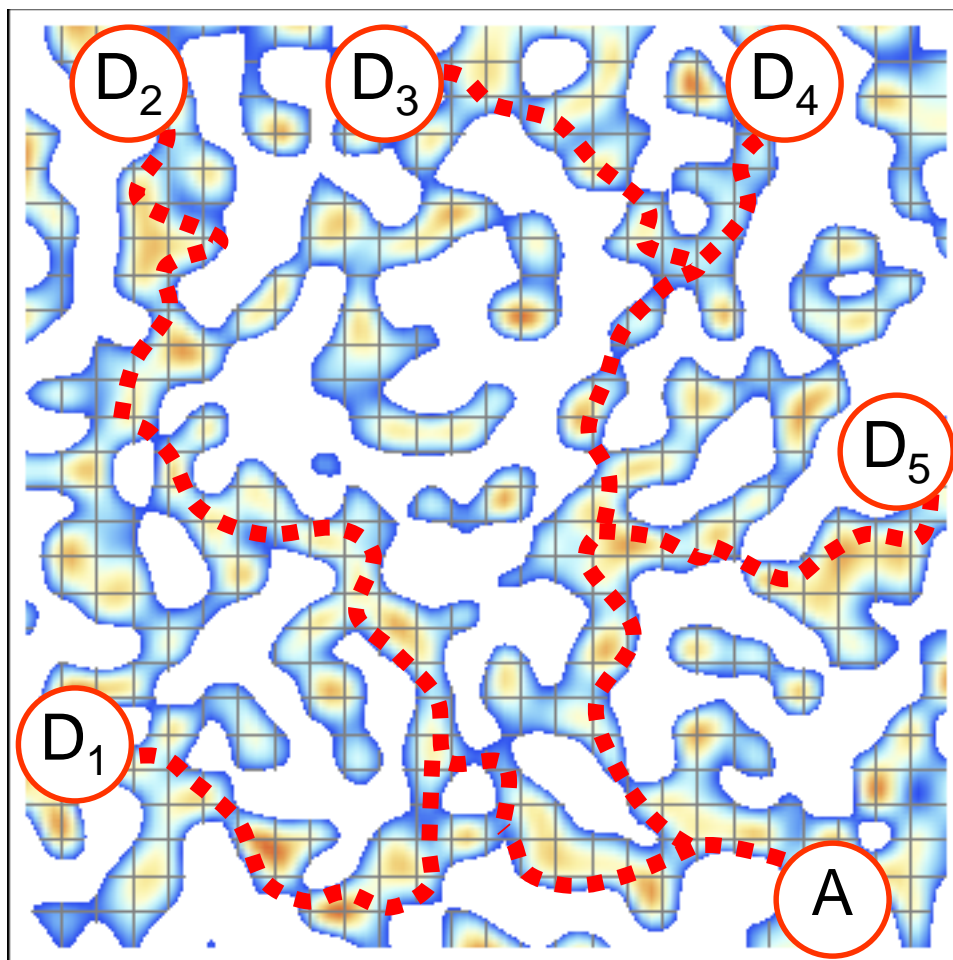


Figure 3

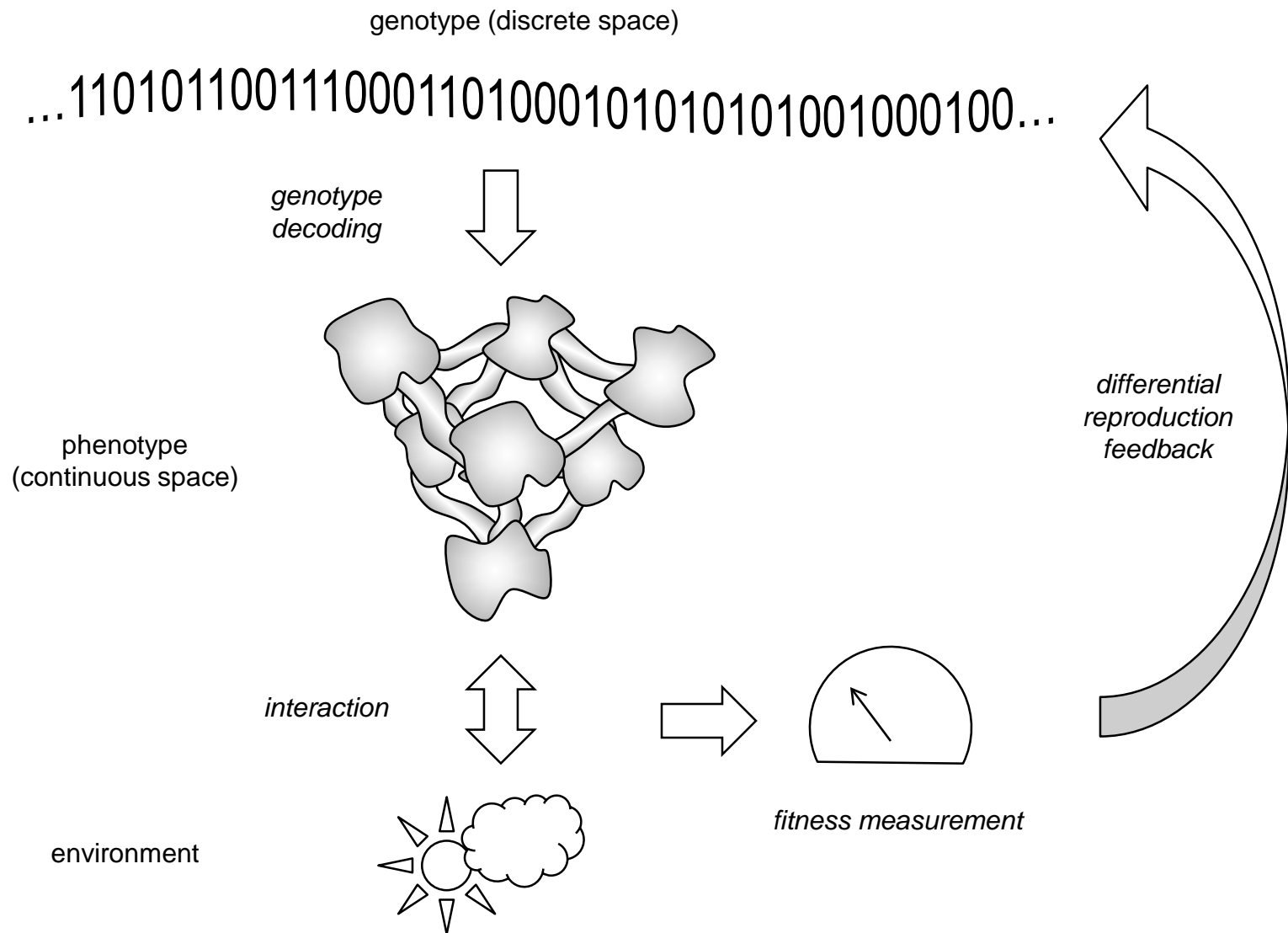


Figure 4