

Extending Yagil exchange ratio determination model to the case of stochastic dividends

Enrico Moretto*

Alessandra Mainini†

Abstract

This article extends, in a stochastic environment, the Yagil (1987) model which establishes, in a deterministic dividend discount model, a range for the exchange ratio in a *stock-for-stock* merger agreement. Here, we generalize Yagil's work letting both pre- and post-merger dividends grow randomly over time. If Yagil focuses only on changes in stock prices before and after the merger, our stochastic environment allows to keep in account both shares' expected values and variance, letting us to identify a more complex bargaining region whose shape depends on mean and standard deviation of the dividends' growth rate.

Keywords: Stochastic dividend discount model, Mergers and acquisitions, Exchange rate determination, Synergy.

*Dipartimento di Economia - Università dell'Insubria, via Monte Generoso 71, 21100 Varese, Italy, and CNR-IMATI, via A. Corti 12, 20133, Milano, Italy. E-mail address: enrico.moretto@uninsubria.it

†Dipartimento di Discipline matematiche, Finanza matematica ed Econometria - Università Cattolica del Sacro Cuore - via L. Necchi 9, 20123, Milano, Italy. E-mail address: alessandra.mainini@unicatt.it

1 Introduction, literature review and motivation

Mergers and acquisitions have been, and still are, a widely studied topic in financial literature, under both a theoretical and an empirical point of view. Companies merge for various reasons, but with a unique goal: to create synergy, the additional equity value of the newly created company (M) when compared to the pre-existing ones, namely the acquiring (A) and the acquired, or target, (B). In a stock-for-stock merger, B 's shareholders receive, for each stock they give up, r (the *exchange ratio*) stocks of company M . Shareholders of companies A and B will agree on some value for r only if their wealth increases after the merger. Negotiation on r establishes the portion of synergy that goes to stockholders of pre-merger companies. It is therefore crucial to identify a *bargaining region*, that is a non-empty range for r .

First attempts in this direction go back to Larson and Gonedes (1969) and Yagil (1987). Larson and Gonedes represent the value of all companies in terms of their price-earnings ratios, and determine the minimum and maximum r acceptable for all shareholders in terms of M 's price-earnings ratio.

Yagil tackles the same issue using the dividend discount model (DDM) by Williams (1938) and Gordon and Shapiro (1956). Here the price of a common stock is the sum of all discounted future dividends companies will pay to shareholders; Further, dividends are assumed to grow at a constant and deterministic rate. Yagil determines the bargaining region for each synergy generating M dividends' growth rate.

In both these models, A and B 's shareholders have conflicting interests: the acquiring (acquired) company aims at fixing r as low (high) as possible.

Moretto and Rossi (2008) determine, in an equilibrium context, the exchange ratio in terms of the expected synergy created by the merger and the companies' riskiness, while Toll and Hering (2017) analyze the effects of a merger by means of utility theory.

This paper generalizes Yagil's model by exploiting the Stochastic Dividend Discount Model (SDDM) (Hurley and Johnson (1994), Hurley and Johnson (1998), Yao (1997), and Hurley (2013)). Future dividends are driven by a stochastic growth rate and evolve in a Markovian fashion. Along with an expression for the expected current stock price, recently, a formula for variance (Agosto and Moretto (2015)) and covariance between stock prices (Agosto et al. (2016)) have been de-

terminated. A further step in this direction can be found in D’Amico (2013), D’Amico (2016), and Barbu et al. (2017), where stochastic dividends evolve according to a more general semi-Markov dynamics.

In our stochastic setting, shareholders accept to merge if they all benefit not only from an increase in the expected value of their random wealth but also from a reduction in its variance. The bargaining area, now a function of both mean and standard deviation of M dividends’ growth rate, shows that large values for this dividends’ expected growth rate is not always good news as this quantity affects also company M stock price variance. Stockholders might, consequently, end up, after the merger, in a riskier position.

The paper is organized as follows. Section 2 describes the theoretical framework and determines the bargaining region in a SDDM setting, Section 3 provides a numerical example, Section 4 eventually concludes.

2 A SDDM extension of Yagil’s model

The main assumption behind the stochastic extension of the Dividend Discount Model is that the total amount of dividends $\tilde{D}(t)$ a company pays in t to its shareholders evolve through time by means of the stochastic recursive equation $\tilde{D}(t+1) = \tilde{D}(t)(1 + \tilde{g})$, being $D(0)$ the last paid certain dividend and \tilde{g} the dividends’ growth rate represented by the following finite-state random variable,

$$\tilde{g} = \begin{cases} \text{rate of growth} & g_1 & g_2 & \dots & g_n \\ \text{probability} & p_1 & p_2 & \dots & p_n \end{cases}$$

with $-1 < g_1 < \dots < g_n$, $\mathbb{P}[\tilde{g} = g_s] > 0$, $s = 1, \dots, n$, and $p_1 + \dots + p_n = 1$.

Subscript $i = A, B, M$ relates to the acquiring, acquired, and resulting companies. We assume that each company is characterized by a specific distribution for \tilde{g} , with \bar{g}_i and $\sigma_{\tilde{g}_i}$, respectively, its expected value and variance. Let N_i denote the number of company i ’s outstanding stocks and $\tilde{d}_i(t) = \tilde{D}_i(t)/N_i$ its random dividends-per-share (*dps*) at time t . The current random stock price is

$$\tilde{P}_i(0) = \sum_{t=1}^{+\infty} \frac{d_i(0) (1 + \tilde{g}_i)^t}{(1 + k_i)^t}, \quad (1)$$

being k_i company i constant and deterministic risk-adjusted discount rate. Com-

pany i 's equity value is, then, $\tilde{W}_i(0) = \tilde{P}_i(0)N_i$.

M 's dps in 0 is

$$d_M(0) = \frac{D_A(0) + D_B(0)}{N_A + rN_B}.$$

and will grow according to \tilde{g}_M .

Hurley and Johnson (1994, 1998) and Yao (1997) prove that the expected stock price is, as long as $k_i > \bar{g}_i$,

$$\bar{P}_i(0) = \frac{d_i(0)(1 + \bar{g}_i)}{k_i - \bar{g}_i}. \quad (2)$$

Agosto and Moretto (2015) determine the stock price variance

$$\sigma_i^2(0) = \frac{\bar{P}_i^2(0)h(\bar{g}_i, \sigma_{\bar{g}_i})(1 + k_i)^2}{(1 + \bar{g}_i)^2},$$

being

$$h(\bar{g}_i, \sigma_{\bar{g}_i}) = \frac{\sigma_{\bar{g}_i}}{\sqrt{\Delta_i}}, \quad \sigma_{\bar{g}_i} > 0,$$

and where $\Delta_i = (1 + k_i)^2 - (1 + \bar{g}_i)^2 - \sigma_{\bar{g}_i}^2$ has to be strictly positive. It will reveal handy to denote the coefficient of variation of $\tilde{P}_i(0)$ as

$$f_i = \frac{h(\bar{g}_i, \sigma_{\bar{g}_i})(1 + k_i)}{1 + \bar{g}_i}.$$

The crucial assumption in Yagil is the choice of a deterministic growth rate for M . In his setting, the agreement is attainable if stockholders of both company A and B enjoy a positive gain in wealth, that is $P_M(0) \geq P_A(0)$ and $rP_M(0) \geq P_B(0)$, being $P_i(0)$ the stock price of company i resulting when a deterministic growth rate replaces \tilde{g}_i in (1).

Moreover, Yagil assumes that the discount rate of the resulting company is the weighted average of k_A and k_B , with weights equal to the relative equity values. That is like saying that the merger does not influence the overall risk of the resulting company with respect of the pre-existing ones. Here, k_M is calculated accordingly.

The SDDM generalization of Yagil's model assumes that shareholders of com-

pany A (resp. B) are better off, in terms of expected values, when

$$\bar{P}_M(0) \geq \bar{P}_A(0) \quad (\text{resp. } r\bar{P}_M(0) \geq \bar{P}_B(0)) \quad (3)$$

and, in terms of variance, when

$$\sigma_M^2(0) \leq \sigma_A^2(0) \quad (\text{resp. } r^2\sigma_M^2(0) \leq \sigma_B^2(0)) \quad (4)$$

hold. An increase in terms of expected wealth for both groups of shareholders (*i.e.*, condition (3) holds) occurs when

$$\frac{N_A}{N_B} \frac{\bar{W}_B(0)}{\bar{W}_M(0) - \bar{W}_B(0)} \leq r \leq \frac{N_A}{N_B} \frac{\bar{W}_M(0) - \bar{W}_A(0)}{\bar{W}_A(0)}, \quad (5)$$

where $\bar{W}_i(0) = N_i\bar{P}_i(0)$. There is a reduction in variance (*i.e.*, condition (4) holds) when

$$\frac{N_A}{N_B} \frac{\bar{W}_M(0)f_M - \bar{W}_A(0)f_A}{\bar{W}_A(0)f_A} \leq r \leq \frac{N_A}{N_B} \frac{\bar{W}_B(0)f_B}{\bar{W}_M(0)f_M - \bar{W}_B(0)f_B}. \quad (6)$$

Interval (5) is not empty when $\bar{W}_M(0) \geq \bar{W}_A(0) + \bar{W}_B(0)$ that is, the merger creates synergy with positive expected value; (5) collapses to a unique point $r^* = \bar{P}_B(0)/\bar{P}_A(0)$ in case of no synergy, that is if $\bar{W}_M(0) = \bar{W}_A(0) + \bar{W}_B(0)$.

Interval (6) is instead not empty when

$$f_M\bar{W}_M(0) \leq f_A\bar{W}_A(0) + f_B\bar{W}_B(0). \quad (7)$$

Condition (7) carries some interesting remarks. Firstly, as the coefficient of variation resembles the reciprocal of the Sharpe's ratio, shareholders should prefer stocks with smaller f , that is with larger risk premium (per unit of deviation). This means that if company M guarantees a sufficiently large risk compensation, stockholders will benefit from a reduction in their wealth's variance. In case of no synergy, (7) becomes

$$f_M \leq \omega_A f_A + \omega_B f_B, \quad \omega_i = \frac{\bar{W}_i(0)}{\bar{W}_A(0) + \bar{W}_B(0)}, \quad i = A, B, \quad (8)$$

whose rhs term is the weighted average of f_A and f_B with, as weights, the relative equity values of A and B . Merger is, then, profitable if M is less risky than an equity-valued 'portfolio' of A and B .

Unlike (5), in case of no synergy interval (6) does not collapse into a single value. Substituting $\bar{W}_M(0) = \bar{W}_A(0) + \bar{W}_B(0)$ into (6) leads to

$$\frac{N_A}{N_B} \left(\frac{f_M}{f_A} - 1 \right) + \frac{\bar{P}_B(0)}{\bar{P}_A(0)} \frac{f_M}{f_A} \leq r \leq \left(\frac{N_B}{N_A} \left(\frac{f_M}{f_B} - 1 \right) + \frac{\bar{P}_A(0)}{\bar{P}_B(0)} \frac{f_M}{f_B} \right)^{-1}. \quad (9)$$

This interval shrinks to r^* only when $f_M = f_A$ and $f_M = f_B$, the case in which A and B have the same Sharpe ratio and no risk reduction is possible.

Finally, it is easy to prove that the intersection between (5) and (6) is not empty if $f_M \leq \min(f_A, f_B)$; that is, the new company is even less risky than the less risky of both A and B , a situation that guarantees proper diversification. This condition also ensures that (8) holds so that (9) contains, at least, r^* .

3 A numerical example

To better understand the effects of SDDM on the pre-merger negotiation, thus highlighting the difference with Yagil's setting, we consider a numerical example where the combined effect of \bar{g}_M and $\sigma_{\bar{g}_M}$ is studied. This allows to check if a negotiation is possible, and how easily the two parties will conclude a merging agreement. We assume that the larger the region defined simultaneously by (5) and (6) the 'simpler' the agreement will be.

In our general setting, the extrema of intervals (5) and (6) are monotonic with respect to \bar{g}_M and $\sigma_{\bar{g}_M}$. If we define the constant

$$H_i = \frac{D_A + D_B}{\bar{W}_i(0)} \geq 0, \quad i = A, B,$$

interval (5) can be rewritten as

$$\frac{N_A}{N_B} \left(\frac{1 + \bar{g}_M}{k_M - \bar{g}_M} H_B - 1 \right)^{-1} \leq r \leq \frac{N_A}{N_B} \left(\frac{1 + \bar{g}_M}{k_M - \bar{g}_M} H_A - 1 \right).$$

The infimum (resp. the supremum) of this interval decreases (resp. increases) in \bar{g}_M ; the bargaining region defined by (3) becomes larger because the expected wealth of shareholders of both companies increases; concluding an agreement

i	$d_i(0)$	\bar{g}_i	$\sigma_{\bar{g}_i}$	k_i	N_i	i	\bar{P}_i	σ_i	f_i	\bar{W}_i	ω_i
A	0.6	1%	2%	4%	1 000	A	20.2	1.68	0.0832	20 200	0.57
B	0.3	3%	9%	8%	2 500	B	6.18	1.87	0.3026	15 450	0.43

(a) Parameters (b) SDDM results

Table 1: Companies A and B pre-merging values

becomes easier. If we, instead, define the constant

$$J_i = \frac{(1 + k_M)H_i}{f_i} \geq 0, \quad i = A, B,$$

the region defined by (4) can be written as

$$\frac{N_A}{N_B} \left(\frac{h(\bar{g}_M, \sigma_{\bar{g}_M})}{k_M - \bar{g}_M} J_A - 1 \right) \leq r \leq \frac{N_A}{N_B} \left(\frac{h(\bar{g}_M, \sigma_{\bar{g}_M})}{k_M - \bar{g}_M} J_B - 1 \right)^{-1}.$$

Again, it is straightforward to prove that the infimum (resp. the supremum) of this interval increases (resp. decreases) both in \bar{g}_M (for each positive $\sigma_{\bar{g}_M}$) and $\sigma_{\bar{g}_M}$ (for each $\bar{g}_M > -1$). Here, room for negotiation diminishes if the post-merger standard deviation $\sigma_{\bar{g}_M}$ increases because it becomes difficult to achieve a lower post-merger risk. An increase in \bar{g}_M has the same effect; this is so because the mean is the value that minimizes the centered second order moment. Quite interestingly, and somehow counter-intuitively, a variation in \bar{g}_M has two opposite consequences on the region of negotiation, the overall result depending on which effect is dominating.

Table (1.a) depicts the parameters describing pre-merger companies A and B while Table (1.b) reports their SDDM relevant values (stock prices mean and standard deviation, coefficient of variation, absolute (\bar{W}_i) and relative (ω_i) equity values). As $f_B > f_A$, the target company is riskier than the acquiring. According to Yagil, the discount rate for M is 5.72%.

As a benchmark, if g_M replaces \bar{g}_M Figure 1 presents, in the plane (\bar{g}_M, r) , the Yagil's bargaining region, defined by the extrema of interval (5); each point belonging to the region between the two curves, on the right of their intersection point, is such that the stock price of the new company satisfy shareholders of both companies, being admissible for the negotiation. In Figure 2 we fix four levels of

$\sigma_{\tilde{g}_M}$, namely 1%, 1.5%, 2%, 2.5%, and superimpose, for each of them, extrema of interval (6) (dashed curves) on the solid curves of Figure 1, which still depict extrema of interval (5). Each point of the region bounded by the two dashed curves on the left of their intersection point fulfills shareholders' requirements of a smaller wealth variance. The shaded area in each of the four plots in Figure 2 represents the overall resulting bargaining region, which can eventually be empty (Figure 2.d). Looking at each plot, it results evident that an increase in $\sigma_{\tilde{g}_M}$ reduces the possibility of negotiation and positively concluding an agreement becomes increasingly difficult. Indeed, the example shows how negotiation does not even take place with $\sigma_{\tilde{g}_M} = 2.5\%$ as A 's shareholders will not accept an excessive post-merger increase in their wealth variance.

All regions represented in Figure 2 shows that negotiation can take place only if $\bar{g}_M \geq 1.88\%$. Further, if $\bar{g}_M = 1.88\%$, that is the merger creates no synergy, then the unique acceptable exchange ratio is $r^* = 0.3059$. This level is larger than the pre-merger company A 's expected rate, $\bar{g}_A = 1\%$ (Table 1.a). Therefore, as long as $\sigma_{\tilde{g}_M}$ is sufficiently small stockholders of the acquiring company can accept exchange ratios larger than 1 (Figures 2.a and 2.b). On the other hand, \bar{g}_M can be way smaller than \bar{g}_B as the merger will reward B 's stockholders with a sharp reduction in the standard deviation of their wealth. In fact, the numerical examples shows that negotiation takes place when $\sigma_{\tilde{g}_M}$ is far smaller than $\sigma_{\tilde{g}_B} = 9\%$. B 's shareholders accept small exchange ratios; in Figures 2.a, 2.b, and 2.c the minimum accepted rate is always less than 0.5 because the reduction in the expected dividends' growth rate is adequately rewarded with a smaller level of risk. Lastly, as long as $\sigma_{\tilde{g}_M}$ increases, the minimum r accepted by B increases whereas the maximum r offered by A decreases. This occurs until the reduction in standard deviation is no more sufficient to satisfy shareholders' requests.

4 Concluding remarks

This article deals with exchange ratio determination model by Yagil and tries to extend it into a stochastic framework where both expected value and variance of stockholders' wealth have to be considered when evaluating a plausible range for the exchange ratio in stock-for-stock merger agreements. It turns out that dividends' rate of growth of the company that the merger creates plays a double,

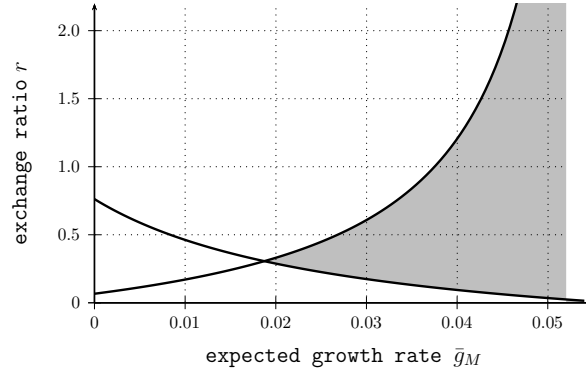
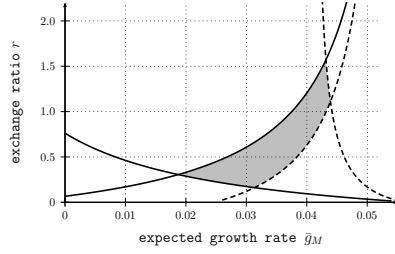


Figure 1: The case studied in Yagil (1987).

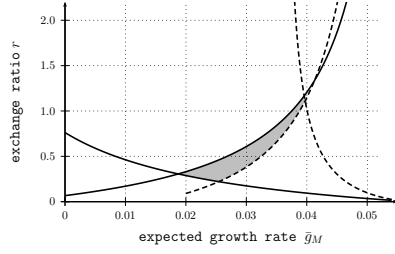
conflicting role. In fact, such growth rate is responsible for changes in both the expected value and variance of stockholders' wealth. It is not always true, at least in this framework, that merging companies should uniquely strive for a large post-merger growth rate as an augmented wealth variance might suggest to either shareholders of the acquired or acquiring companies, or possibly to both groups, not to accept the agreement.

References

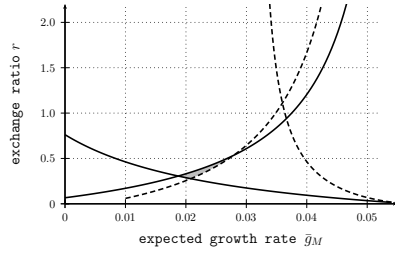
- Agosto, A. and Moretto, E., Variance matters (in stochastic dividend discount models), *Annals of Finance*, 11(2), 283–295, 2015
- Agosto, A., Mainini A. and Moretto, E., Covariance of random stock prices in the Stochastic Dividend Discount Model, *arXiv preprint arXiv:1609.03029*, 2016
- Barbu, V.S., D'Amico G., and De Blasis, R., Novel advancements in the Markov chain stock model: analysis and inference, *Annals of Finance*, 13(2), 125–152, 2017
- D'Amico, G., A semi-Markov approach to the stock valuation problem, *Annals of Finance*, 9(4), 589–610, 2013
- D'Amico, G., Generalized semi-Markovian dividend discount model: risk and return, *arXiv preprint arXiv:1605.02472*, 2016



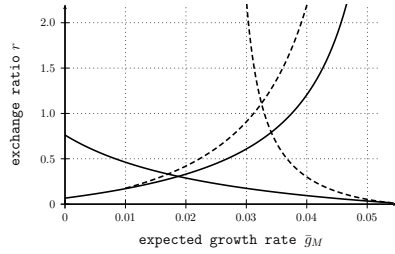
(a) Standard deviation: 1%



(b) Standard deviation: 1.5%



(c) Standard deviation: 2%



(d) Standard deviation: 2.5%

Figure 2: The effect of the growth rate's standard deviation on the bargaining region.

- Gordon, M.J. and Shapiro, E., Calculating First Moments and Confidence Intervals for Generalized Stochastic Dividend Discount Models, *Journal of Mathematical Finance*, 3, 102–110, 1956
- Hurley, W.J., Capital investment analysis: the required rate of profit, *Management Science*, 3, 275–279, 2013
- Hurley, W.J., Johnson, L.D., A realistic dividend valuation model, *Financial Analyst Journal*, July-August, 50–54, 1994
- Hurley, W.J., Johnson, L.D., Generalized Markov dividend discount model, *Journal of Portfolio Management*, Fall, 27–31, 1998
- Larson, K.D. and Gonedes, N.J., Business combinations: an exchange ratio determination model, *The Accounting Review*, 44(4), 720–728, 1969
- Moretto, E. and Rossi, S., Exchange ratio determination in a market equilibrium, *Managerial Finance*, 34(4), 262–270, 2008
- Toll, C. and Hering T., Valuation of Company Merger from the Shareholders Point of View, *The Amfiteatru Economic Journal* 19(46), 836–852, 2017
- Williams, J.B., *The Theory of Investment Value*, Harvard University Press, Cambridge, MA, 1938
- Yagil, J., An exchange ratio determination model for mergers: a note, *Financial Review*, 22(1), 195–202, 1987
- Yao, Y., A trinomial dividend valuation model, *Journal of Portfolio Management*, Summer, 99–103, 1997