

Resilient Autonomous Control of Distributed Multi-agent Systems in Contested Environments

Rohollah Moghadam, *Student Member, IEEE*, Hamidreza Modares, *Member, IEEE*

Abstract—An autonomous and resilient controller is proposed for leader-follower multi-agent systems under uncertainties and cyber-physical attacks. The leader is assumed non-autonomous with a nonzero control input, which allows changing the team behavior or mission in response to environmental changes. A resilient learning-based control protocol is presented to find optimal solutions to the synchronization problem in the presence of attacks and system dynamic uncertainties. An observer-based distributed H_∞ controller is first designed to prevent propagating the effects of attacks on sensors and actuators throughout the network, as well as to attenuate the effect of these attacks on the compromised agent itself. Non-homogeneous game algebraic Riccati equations are derived to solve the H_∞ optimal synchronization problem and off-policy reinforcement learning is utilized to learn their solution without requiring any knowledge of the agent's dynamics. A trust-confidence based distributed control protocol is then proposed to mitigate attacks that hijack the entire node and attacks on communication links. A confidence value is defined for each agent based solely on its local evidence. The proposed resilient reinforcement learning algorithm employs the confidence value of each agent to indicate the trustworthiness of its own information and broadcast it to its neighbors to put weights on the data they receive from it during and after learning. If the confidence value of an agent is low, it employs a trust mechanism to identify compromised agents and remove the data it receives from them from the learning process. Simulation results are provided to show the effectiveness of the proposed approach.

Index Terms—Autonomous Controller, Resilient Controller, Reinforcement Learning, Multi-agent System, Distributed Control, H_∞ control.

I. INTRODUCTION

The term autonomous is a combination of the Greek words auto (self) and nomous (law, rule) [1]. In system theory, an autonomous system is a system that is self-governing and does not explicitly depend on the independent variable. If the independent variable is time, these systems are also called time-invariant systems. On the other hand, in control theory, an autonomous control is a self-governing control system in the sense that it acts independently and does not rely on prior knowledge of the system dynamics and human intervention. An autonomous controller should be able to learn from what it perceives to compensate for partial or incorrect prior knowledge.

Autonomous control design for a multi-agent system (MAS) has gained significant interest due to applications in a variety

of disciplines from robot swarms to power systems and wireless sensor networks. In a distributed MAS, decisions are made locally using only agents' available information. This provides scalability, flexibility and avoids a single point of failure [2]–[5]. However, designing autonomous controllers for MASs is challenging and requires learning from experience. Moreover, distributed MASs are prone to cyber-physical attacks. Due to their networked nature, attacks can escalate into disastrous consequences and significantly degrade the performance of the entire network [6]. In a contested environment with adversarial inputs, corrupted data communicated by a single compromised agent can be propagated to the entire network through its neighbors. This corrupted data will be used by autonomous agents for learning which misleads the entire network and, consequently, causes no emergent behavior or an emergent misbehavior. The main bottleneck in deploying successful distributed MASs is designing secure control protocols that can learn about system uncertainties while showing some level of functionality in the presence of cyber-physical attacks.

Reinforcement learning (RL) [7]–[9], inspired by learning mechanisms observed in mammals, has been successfully used to learn optimal solutions online in single agent systems for both regulation and tracking control problems [10]–[16] and recently for MASs [17]–[19]. Existing RL-based controllers for leader-follower MASs assume that the leader is passive and without any control input. In this case, the leader is not able to react to environmental or mission changes by replanning its trajectories. On the other hand, existing active leader controllers (e.g., [20]–[22]) are not autonomous as they require having complete knowledge of the leader and agent's dynamics. Moreover, these approaches are generally far from optimal and only take into account the stability, which is the bare minimum requirement. Finally, existing learning-based RL solutions to MASs are not resilient against cyber-physical attacks.

Resilient control protocols for MASs have been designed in the literature [23]–[35] to mitigate attacks. Most of the existing approaches either use the discrepancy among the state of agents and their neighbors to detect and mitigate attacks, or use an exact model of agents to predict expected normal behavior and, thus, detect an abnormality caused by attacks. However, we will show that a stealthy attack on one agent can cause an emergent misbehavior in the network with no discrepancy between agent's states and, therefore, the former approaches cannot mitigate these type of attacks. Moreover, this discrepancy could be a result of a legitimate change in the state of the leader. Blindly rejecting the agent's neighbor information can harm the network connectivity and

Rohollah Moghadam and Hamidreza Modares are with the Department of Electrical and Computer Engineering, Missouri University of Science and Technology, Emerson Hall, 301 W 16th St, Rolla, MO 65409 USA (e-mails: moghadamr@mst.edu, modares@h@mst.edu).

Manuscript received December 30, 2017;

the convergence of the network. On the other hand, model-based approaches require a complete knowledge of the agent's dynamics, which may not be available in many practical applications and avoid the design of autonomous controllers. H_∞ control protocols have also been proposed to attenuate the effect of disturbances in MASs [36]–[38]. However, as shown in this paper, standard H_∞ control protocols can be misled and become entirely ineffective by a stealthy attack. To the author's knowledge, designing an autonomous and resilient controller that does not require any knowledge of the agent's dynamic and can survive against cyber-physical attacks has not been investigated yet.

This paper presents an autonomous and resilient distributed control protocol for leader-follower MASs with a non-autonomous leader. To alleviate the effects of attacks on the MASs, a distributed observer-based control protocol is first developed to prevent corrupted sensory data caused by attacks on sensors and actuators from propagating across the network. To this end, only the leader communicates its actual sensory information and other agents estimate the leaders' state using a distributed observer. To further improve resiliency, distributed H_∞ control protocols are designed to attenuate the effect of the attacks on the compromised agent itself. Non-homogeneous game algebraic Riccati equations (ARE) are derived for solving the optimal H_∞ synchronization problem for each agent. An off-policy RL algorithm is developed to learn the solutions of the non-homogeneous game ARE without requiring the complete knowledge of the agent's dynamics. To avoid the usage of corrupted data coming from compromised neighbors during and after learning, a trust-confidence based control protocol is developed for attacks on communication links and attacks that hijack the entire node. A confidence value is defined for each agent based solely on its local evidence. Then, each agent communicates its confidence value with neighbors to indicate the trustworthiness of its own information. Moreover, a trust value is defined for each neighbor to determine the significance of the incoming information. The agent incorporates these trust values along with the confidence values received from neighbors in its update law to eventually isolate the compromised agent.

II. PRELIMINARY

In this section, a background of the graph theory is provided. A directed graph \mathcal{G} consists of a pair $(\mathcal{V}, \mathcal{E})$ in which $\mathcal{V} = \{v_1, \dots, v_N\}$ is a set of nodes and $\mathcal{E} \subseteq \mathcal{V} \times \mathcal{V}$ is a set of edges. The adjacency matrix is defined as $\mathcal{A} = [a_{ij}]$, with $a_{ij} > 0$ if $(v_j, v_i) \in \mathcal{E}$, and $a_{ij} = 0$ otherwise. The set of nodes v_i with edges incoming to node v_j is called the neighbors of node v_i , namely $\mathcal{N}_i = \{v_j : (v_j, v_i) \in \mathcal{E}\}$. The graph Laplacian matrix is defined as $\mathcal{L} = D - \mathcal{A}$, where $D = \text{diag}(d_i)$ is the in-degree matrix, with $d_i = \sum_{j \in \mathcal{N}_i} a_{ij}$ as the weighted in-degree of node v_i . A (directed) tree is a connected digraph that in-degree of every node is one, except the root node. A directed graph has a spanning tree if there exists a directed tree that connects all nodes of the graph. A leader can be pinned to multiple nodes, resulting in a diagonal pinning matrix $G = \text{diag}(b_i) \in \mathbb{R}^{N \times N}$ with the pinning gain $b_i > 0$ when the node has access to the

leader node and $b_i = 0$, otherwise. $\mathbf{1}_N$ is the N -vector of ones and $\text{Im}(R)$ denotes the range space of R . $\lambda_{\min}(A)$ denotes the minimum eigenvalue of matrix A . $\|\cdot\|$ denotes the Euclidean norm for vectors or the induced 2-norm for matrices. The notation $A \otimes B$ is Kronecker product of matrices A and B .

Assumption 1. The communication graph has a spanning tree, and the leader is pinned to at least one root node.

III. STANDARD SYNCHRONIZATION CONTROL PROTOCOLS AND THEIR VULNERABILITY TO ATTACKS

In this section, the standard synchronization control protocol for MASs is reviewed and its vulnerability to attacks is examined. Consider N agents with identical dynamics given by

$$\dot{x}_i = Ax_i + Bu_i + D\omega_i \quad (1)$$

where $x_i(t) \in \mathbb{R}^n$ and $u_i(t) \in \mathbb{R}^m$ are the state and control input of agent i , respectively. $\omega_i(t) \in \mathbb{R}^d$ denotes the attack signal injected into agent i . A , B , and D are the drift, input, and attack dynamics, respectively.

Assumption 2. The pair (A, B) is stabilizable.

Let the leader dynamics be non-autonomous, i.e., the control input of the leader is a nonzero signal, and is given by

$$\dot{\zeta}_0 = A\zeta_0 + Bv_0 \quad (2)$$

where $\zeta_0(t) \in \mathbb{R}^n$ and $v_0(t) \in \mathbb{R}^m$ denote the state and input of the leader, respectively. A and B are the same as other agents.

Assumption 3. The control input v_0 is given and bounded, i.e., there exists a positive constant v_m such that $\|v_0\| \leq v_m$.

Define the tracking error for agent i as

$$\varepsilon_i = x_i - \zeta_0 \quad (3)$$

Define the local neighborhood tracking error $e_i \in \mathbb{R}^n$ for agent i as [39]

$$e_i = \sum_{j \in \mathcal{N}_i} a_{ij}(x_j - x_i) + b_i(\zeta_0 - x_i) \quad (4)$$

where $b_i \geq 0$ is the pinning gain, and $b_i > 0$ for at least one root node i . The standard distributed tracking control protocol is then given by [40]

$$u_i = c_1 K e_i + c_2 h(K e_i) \quad (5)$$

where c_1 and c_2 are positive scalar coupling gains, and K is a design matrix gain. $h(\cdot)$ is a nonlinear function defined for $x \in \mathbb{R}^n$ such that

$$h(x) = \begin{cases} \frac{x}{\|x\|}, & \text{if } \|x\| \neq 0 \\ 0, & \text{if } \|x\| = 0 \end{cases} \quad (6)$$

It can be seen that the following condition is required to assure synchronization

$$\varepsilon_i \rightarrow 0 \Leftrightarrow x_i \rightarrow \zeta_0 \quad (7)$$

Theorem 1. [40] Consider the agent dynamics (1)-(2) with $\omega_i(t) = 0$. Suppose Assumptions 1 and 3 hold. Then, agents synchronize to the leader, i.e., $\varepsilon_i \rightarrow 0 \forall i \in N$ under the

controller (5) with $c_1 \geq (1/\lambda_{\min}(\mathcal{L} + G))$, $c_2 \geq v_m$ and $K = -B^T P^{-1}$, where λ_{\min} is the minimum eigenvalue of $(\mathcal{L} + G)$ and $P > 0$ is a solution to the linear matrix inequality $AP + PA^T - 2BB^T < 0$.

Definition 1. In a graph, agent i is **reachable** from agent j if there exists a directed path of any length from node j to node i .

Definition 2: An agent is called a **disrupted/compromised** agent, if it is directly under attack. Otherwise, it is called an **intact agent**.

It is shown in [40] for the proof of Theorem 1 that in the absence of attack, if the controller is designed to make the local neighborhood tracking error for all agents go to zero, the synchronization is guaranteed. In the following theorem, however, it is shown that even though the local neighborhood tracking (4) goes to zero for all agents, in the presence of a specific designed attack, it does not guarantee synchronization for intact agents that have a path to a compromised agent. Note that the leader is assumed to be a trusted agent with more advanced sensors and with higher security. Note also that the leader does not receive any information from other agents, which makes it secure against attacks on other agents and the communication network.

Lemma 1 [41]. Let Σ be a diagonal matrix with at least one nonzero positive element, and L be the Laplacian matrix. Then, $(L + \Sigma)$ is a nonsingular M-matrix.

Theorem 2. Consider the MAS (1)-(2) with the control protocol (5). Assume that agent i is under an attack ω_i that is generated by $\dot{\omega}_i = \Gamma\omega_i$, where the eigenvalues of Γ are a subset of the eigenvalues of the agent's dynamic A . Then, intact agents that are reachable from agent i do not synchronize to the leader, while their local neighborhood tracking error (4) is zero.

Proof. See Appendix A. \square

Remark 1. H_∞ is one of the most common and effective approaches to attenuate disturbances. However, Theorem 2 implies that the standard H_∞ controllers for MASs that use the exchange of relative information can be bypassed by the attacker. This is because although the goal of the H_∞ is to attenuate the effect of adversarial input on the local neighborhood tracking error, Theorem 2 shows that the attacker can make the local neighborhood tracking error go to zero, while agents are far from synchronization. Therefore, a different controller framework and H_∞ controller is presented in this paper that guarantees attenuating attacks on sensors and actuators of a compromised agent.

IV. THE PROPOSED ATTACK MITIGATION APPROACH

In this section, the proposed resilient control approach is presented. First, a distributed observer-based H_∞ control protocol is developed to not only prevent attacks on physical components, i.e., attacks on sensors and actuators (we call them **Type 1** attacks), from propagating throughout the network but also attenuate their effect on the compromised agent. Then, a trust-confidence based control protocol is examined

to identify and isolate neighbors that are compromised by attacks on the communication network or attacks that take over the control of a compromised agent (we call them **Type 2** attacks). Figure 1 shows the structure of the proposed control framework.

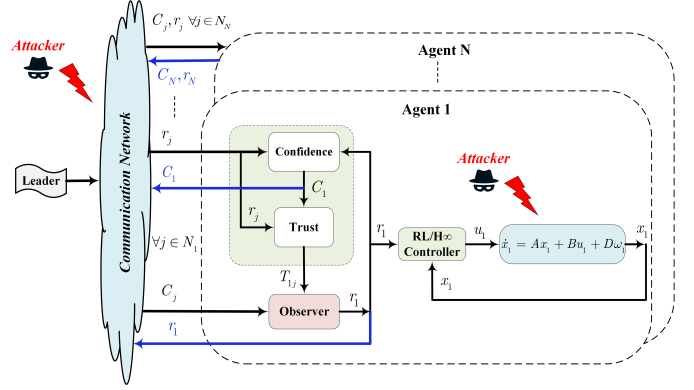


Fig. 1: The proposed autonomous and secure distributed H_∞ controller for multi-agent systems. The observer and H_∞ controller allow mitigation of Type 1 attacks and designing autonomous controllers for agents. The trust-confidence mechanism mitigates Type 2 attacks.

A. Overall structure of the proposed approach

We now formulate a resilient observer-based H_∞ distributed control protocol for MAS (1)-(2) in the presence of attacks. In the proposed approach, only the leader communicates its actual sensory information and followers do not exchange their actual state information. This stops propagating Type 1 attacks from a compromised agent to others. To this end, the followers estimate the leader's state using a distributed observer and communicate this estimation to their neighbors to achieve consensus on the leader state.

The distributed observer is designed as

$$\begin{cases} \dot{r}_i = Ar_i + Bu_i \\ \dot{v}_i = cF\eta_i + \rho h(F\eta_i) \end{cases} \quad \forall i = 1, \dots, N \quad (8)$$

where $h(\cdot)$ is defined in (6) and η_i is a revisited local neighborhood observer tracking error for agent i defined by

$$\eta_i = \sum_{j \in N_i} C_j(t) T_{ij}(t) a_{ij}(r_j - r_i) + b_i(\zeta_0 - r_i) \quad (9)$$

where $0 \leq C_j(t) \leq 1$ is the confidence of agent j and $0 \leq T_{ij}(t) \leq 1$ is the trust value of agent i to its neighbor j . The confidence and trust values along with the design parameters c , ρ and F in (8) are designed in subsection B to mitigate Type 2 attacks, i.e., to identify and remove entirely compromised agents or attacks on communication network, and thus guarantee that $r_i \rightarrow \zeta_0$ for all intact agents, regardless of attacks. To further increase resiliency at the local level and attenuate the effects of Type 1 attacks on the compromised agent itself, the control input u_i in (1) is designed as a function of r_i and x_i in subsection C (see Theorem 4) to guarantee that the following bounded L_2 -gain condition is satisfied for the agent i

$$\frac{\int_0^\infty e^{-\alpha_i t} \|z_i(t)\|^2 dt}{\int_0^\infty e^{-\alpha_i t} \|\omega_i(t)\|^2 dt} \leq \gamma_i^2 \quad (10)$$

with z_i defined as the controlled or performance output and is obtained by

$$\|z_i\|^2 = (x_i - \zeta_0)^T Q_i (x_i - \zeta_0) + u_i^T R_i u_i \quad (11)$$

where α_i and γ_i represent the discount factor and the attenuation level of the attack ω_i , respectively, and the weight matrices Q_i and R_i are symmetric positive definite. If condition (10) is satisfied, then, the H_∞ norm of T_{ω_i, z_i} , i.e., the transfer function from the attack ω_i to the performance output z_i , is less than or equal to γ_i . Note also that $\omega_i(t)$ does not need to be a bounded energy signal because of the discount factor α_i . The problem formulation can now be given as follows.

Problem 1. (Resilient H_∞ Synchronization Problem) Consider N agents defined in (1)-(2) with the distributed observer given by (8)-(9). Design the control protocol $u_i = f_i(x_i, r_i, v_i)$ in (1) along with $C_j(t)$, $T_{ij}(t)$, c , ρ and F in (8)-(9) such that

- 1) The bounded L_2 -gain condition (10) is satisfied when $\omega_i \neq 0$.
- 2) The synchronization problem is solved, i.e., $\|x_i(t) - \zeta_0(t)\| \rightarrow 0$, $i = 1, \dots, N$ when $\omega_i = 0$.

B. The proposed distributed observer design

The distributed observer (8)-(9) only communicates the observer state r_i , which cannot be affected by Type 1 attacks on physical components. A trust-confidence mechanism is designed in the following to mitigate Type 2 attacks. To this end, a confidence value is defined for each agent to indicate the trustworthiness of its own observer information. Agents communicate their confidence value with their neighbors to alert them to put less weight on the information they are receiving from them, depending on how low their level of confidence is. This slows down the propagation of Type 2 attacks. If an agent is not confident about its own observer information, it then assigns a trust value to its neighbors and incorporates these trust values along with the confidence values received from neighbors in its update law to determine the significance of the incoming information. Figure 2 shows the block diagram of the proposed distributed monitor.

Note also that it is assumed that the attacker designs its signal based on Theorem 2 to deceive intact agents, so that they cannot monitor any anomaly by examining their local neighborhood tracking error. This is considered the worst attack scenario. If, however, the attacker does not satisfy the conditions of Theorem 2, then, intact agents can easily detect attacks by using KullbackLeibler divergence criteria to check discrepancy between the normal statistical properties of the local neighborhood tracking error and its actual ones [42].

1) *Confidence value:* A confidence value is defined for each agent which shows the validity of its information. To proceed, define

$$o_i = \|\eta_i\| \quad (12)$$

for agent i where η_i is defined in (9). Based on Theorem 2, η_i and, consequently, o_i converges to zero for intact agents. Now, define

$$s_i = \sum_{j \in N_i} a_{ij} \|r_j - r_i\| + b_i \|\zeta_0 - r_i\| \quad (13)$$

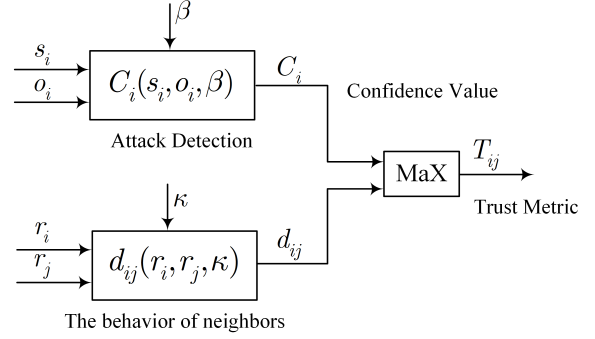


Fig. 2: The distributed monitor structure.

for agent i . In contrast to o_i , s_i does not converge to zero if agent i is in the path of an attacker. This is because $s_i = 0$ requires $r_j = r_i = \zeta_0$, $\forall j \in N_i$, which indicates that agent i and its neighbors are synchronized and, therefore, are not in the path of an attacker. In the absence of attack, o_i and s_i converge to zero and have the same behavior. Therefore, by comparing o_i and s_i one can detect whether or not the agent is in the path of a compromised agent. The confidence value $C_i(t)$ in (9) for an intact agent i is defined as

$$C_i(t) = \beta \int_0^t e^{-\beta(t-\tau)} q_i(\tau) d\tau \quad (14)$$

with

$$q_i(t) = \frac{\Delta_i}{\Delta_i + \|s_i(t) - o_i(t)\|} \quad (15)$$

where $\beta > 0$ is a discount factor used to determine how much we value the current experience with regard to the past experiences. Δ_i is a threshold value to account for factors other than attacks, i.e., channel fading and disturbance. If agent i is not in the path of any compromised agent, $\|s_i - o_i\|$ is zero almost all the time and, consequently, C_i is almost one. On the other hand, if agent i is affected by an attacker, then $\|s_i - o_i\| \gg \Delta_i$, and C_i is less than one and its value depends on how close the agent is to the source of the attack. Equation (14) can be implemented by the differential equation $\dot{C}_i(t) + \beta C_i(t) = \beta q_i(t)$. The worst case scenario is assumed in which a disrupted agent broadcasts the confidence value 1 to its neighbors to fool them.

2) *Trust value:* The trust value is defined to determine the importance of the incoming information of each agent's neighbor. To calculate the trust value of agent i to agent j , we first measure the difference between the state of agent j and the average of the state of all neighbors of agent i using

$$d_{ij}(t) = \kappa \int_0^t e^{-\kappa(t-\tau)} l_{ij}(\tau) d\tau \quad (16)$$

with

$$l_{ij}(t) = \frac{\theta_i}{\|r_j(t) - h_i(t)\| + \theta_i}, h_i = \frac{1}{|N_i|} \sum_{j \in N_i} r_j \quad (17)$$

where h_i denotes the average value of the neighbors of agent i and $|N_i|$ is the number of neighbors of agent i . The discount factor $\kappa > 0$ determines how much we value the current experience of interaction with regard to the past experiences. θ_i is a threshold value to take into account factors other than attacks.

Equation (16) can be implemented as $\dot{d}_{ij}(t) + \kappa d_{ij}(t) = \kappa l_{ij}(t)$. Now, we define the trust value of agent i to its neighbor j given as $T_{ij}(t)$ in (9) as

$$T_{ij}(t) = \max(C_i(t), d_{ij}(t)) \quad (18)$$

T_{ij} can also be normalized to satisfy $\sum_{j \in N_i} T_{ij}(t) = 1$. If there is no attack and the network is also synchronized, then, $\|r_j - h_i\| \forall j \in N_i$ is zero, and, consequently, T_{ij} is one $\forall j \in N_i$. Moreover, when there is no attack and agent i receives considerably different values from its neighbors before synchronization, e.g. as a result of a change in the state of the leader, since C_i is close to one as there is no attack, T_{ij} is almost one $\forall j \in N_i$. On the other hand, if agent i is affected by an attack, then C_i is small and the trust of agent i to agent j depends on $\|r_j - h_i\|, j \in N_i$.

It is shown in Theorem 3 that the proposed observer-based distributed control protocol (8)-(9) guarantees synchronization of intact agents, if the following assumption is satisfied.

Assumption 4. The network connectivity is at least $(2f + 1)$, i.e., at least half of the neighbors of each agent are intact [43].

Define

$$\mathcal{H} = (\mathcal{L} + G) \quad (19)$$

where \mathcal{L} is the graph Laplacian matrix and G is the diagonal pinning matrix. Then, based on Lemma 1, \mathcal{H} is a non-singular M-matrix. The following lemmas are used in the proof of Theorem 3.

Lemma 2 [44]. Let $P > 0$ and Assumption 2 be satisfied. Then, the solution P to the following ARE equation

$$A^T P + PA + I - PBB^T P = 0, \quad (20)$$

is positive definite.

Lemma 3 [45]. Let Assumption 1 be satisfied. Then, there exists a positive vector $\phi = [\phi_1, \dots, \phi_N]^T$ such that $(\Phi \mathcal{H} + \mathcal{H}^T \Phi) > 0$ where $\Phi = \text{diag}\{\phi_1, \dots, \phi_N\}$, $\phi = (\mathcal{H}^T)^{-1} \mathbf{1}_N$, and \mathcal{H} is defined in (19).

Theorem 3. Let Assumption 4 be satisfied. Consider the dynamic observer defined in (8)-(9) with $C_j(t)$ given by (14) and $T_{ij}(t)$ defined in (18). Let $F = -B^T P$, $c \geq \phi_{\max} / \lambda_{\min}(\Phi \mathcal{H} + \mathcal{H}^T \Phi)$ and $\rho \geq v_{\max}$, where P is the solution to the algebraic Riccati equation (20) and $\phi_{\max} = \max_{i=1, \dots, N}(\phi_i)$. Then, $r_i \rightarrow \zeta_0$ for all intact agents.

Proof. See Appendix B. \square

Remark 2. Note that for Type 1 attacks, the proposed control framework does not impose any constraints on the number of neighbors or the total number of agents under attacks. Note also that in contrast to existing mitigation approaches, we do not discard the neighbor's information for an agent based solely on the difference between their values. Therefore, when the discrepancy between agents is because of a legitimate change in the leader, the confidence and trust values for each agent become 1 and, consequently, all agents synchronize to the leader.

The following subsection shows how to design a resilient observer-based H_∞ distributed controller. Non-homogeneous game AREs are derived for solving the optimal H_∞ synchronization problem.

C. The proposed resilient controller

It was shown in Theorem 3 that $r_i \rightarrow \zeta_0$ for all intact agents regardless of attacks. Similar to [46], one can show that if $u_i(t)$ in (1) is designed to guarantee $x_i \rightarrow r_i$, using the separation principle, one can guarantee $x_i \rightarrow \zeta_0$. Therefore, in the following, the control input u_i is designed to solve Problem 1 with ζ_0 replaced with r_i .

Define the error between the state of agent i and its observer as $\epsilon_i(t) = x_i(t) - r_i(t)$. The dynamic of the error becomes

$$\dot{\epsilon}_i(t) = A\epsilon_i(t) + Bu_i(t) + D\omega_i(t) - Bv_i(t) \quad (21)$$

Define the augmented system state as

$$X_i(t) = [\epsilon_i(t)^T \quad r_i(t)^T]^T \in \mathbb{R}^{2n} \quad (22)$$

Using (21) and (8) together yields the augmented system as

$$\dot{X}_i = TX_i + B_1 u_i + D_1 \omega_i + E_1 v_i \quad (23)$$

with

$$T = \begin{bmatrix} A & 0 \\ 0 & A \end{bmatrix}, B_1 = \begin{bmatrix} B \\ 0 \end{bmatrix}, D_1 = \begin{bmatrix} D \\ 0 \end{bmatrix}, E_1 = \begin{bmatrix} -B \\ B \end{bmatrix}, \quad (24)$$

The performance output (11) in terms of the augmented state (22) (while ζ_0 is replaced with r_i) becomes

$$\|Z_{il}\|^2 = X_i^T Q_i X_i + u_i^T R_i u_i, \quad Q_i = \begin{bmatrix} Q_{1i} & 0 \\ 0 & 0 \end{bmatrix}$$

Using (8) and (22), the control protocol for the augmented system can be written as the following non-homogeneous control input

$$u_i = K_i X_i + g_i \quad (25)$$

Note that g_i is used to compensate the non-homogeneous term v_i in the augmented system (23). With the aid of (10) (while ζ_0 is replaced with r_i), define the discounted performance function in terms of the augmented system (23) as

$$J(X_i, u_i, \omega_i) = \int_t^\infty e^{-\alpha_i(\tau-t)} \left[X_i^T Q_i X_i + u_i^T R_i u_i - \gamma_i^2 \omega_i^T \omega_i \right] d\tau \quad (26)$$

The value function for linear systems is quadratic with the form as

$$V_i(X_i(t)) = X_i(t)^T P_i X_i(t) + 2X_i(t)^T \Pi_i + \Gamma_i \quad (27)$$

and the corresponding Hamiltonian function becomes

$$H(X_i, u_i, \omega_i) \triangleq X_i^T Q_i X_i + u_i^T R_i u_i - \gamma_i^2 \omega_i^T \omega_i - \alpha_i V_i + \frac{dV_i}{dt} \quad (28)$$

Remark 3. It is assumed here that the full state of agents is available for measurement. However, if not available, the proposed design procedure can be extended for the case of dynamics controllers in which the states of agents are estimated using a local observer. This is because local observers

can estimate agents' state without any exchange of information with their neighbors. On the other hand, if the entire agent is compromised and its state observer is manipulated, its neighbors detect it and discard its information using the proposed trust-confidence mechanism.

Theorem 4. (Non-homogenous game ARE) *The optimal solution for the discounted performance function (26) is*

$$u_i^* = -R_i^{-1} B_1^T (P_i X_i + \Pi_i) \quad (29)$$

where P_i and Π_i are the solution of the following non-homogeneous game ARE

$$\begin{cases} P_i T + T^T P_i - \alpha_i P_i - P_i B_1 R_i^{-1} B_1^T P_i + \frac{1}{\gamma_i^2} P_i D_1 D_1^T P_i + Q_i = 0 \\ \dot{\Pi}_i = \left(\alpha_i I_{2n} + P_i B_1 R_i^{-1} B_1^T - T^T - \frac{1}{\gamma_i^2} P_i D_1 D_1^T \right) \Pi_i - P_i E_1 v_i \\ \dot{\Gamma}_i = \alpha_i \Gamma_i + \Pi_i^T B_1 R_i^{-1} B_1^T \Pi_i - \frac{1}{\gamma_i^2} \Pi_i^T D_1 D_1^T \Pi_i - 2v_i^T E_1^T \Pi_i \end{cases} \quad (30)$$

Proof. See Appendix C. \square

The following theorem shows that the control protocol (29) along with (30) solve the H_∞ synchronization problem.

Theorem 5. *Consider the MAS (1)-(2) with the observer (8)-(9). Let the control input u_i be given as (29)-(30). Then, Problem 1 is solved.*

Proof. See Appendix D. \square

V. MODEL-FREE RESILIENT OFF-POLICY RL FOR SOLVING OPTIMAL SYNCHRONIZATION FOR INTACT AGENTS

In this section, an RL algorithm is proposed to solve Problem 1 on-line without requiring any knowledge of the agents' dynamics.

The off-policy RL allows separating the behavior policy from the target policy for both control input and attack. In order to find the optimal control (29) without the requirement of the knowledge of the system dynamics, the off-policy RL algorithm [47] is used in this subsection. Off-policy algorithm has two separate stages. In the first stage, an admissible policy is applied to the system and the system information is recorded over the time interval T . Then, in the second stage, without requiring any knowledge of the system dynamics, the information gathered in stage 1 is repeatedly used to find a sequence of updated policies u_i^k and ω_i^k converging to u_i^* and ω_i^* . To this end, the augmented system dynamics (23) is first written as

$$\dot{X}_i = T^k X_i + B_1 (u_i - u_i^k) + D_1 (\omega_i - \omega_i^k) + E_1 v_i \quad (31)$$

where X_i is defined in (22) and u_i^k and ω_i^k denote the control and disturbance target policies in iteration k to be updated. Now, using (27), one has

$$V_i^k(X_i(t)) = X_i(t)^T P_i^k X_i(t) + 2X_i^T \Pi_i^k + \Gamma_i^k \quad (32)$$

In this case, the control policy and worst case attack signal (56) can be written as

$$\begin{aligned} u_i^{k+1} &= -R_i^{-1} B_1^T (P_i^k X_i + \Pi_i^k) \\ \omega_i^{k+1} &= \frac{1}{\gamma_i^2} D_1^T (P_i^k X_i + \Pi_i^k) \end{aligned} \quad (33)$$

Taking time derivative of V_i^k along the augmented system dynamic (32) yields

$$\begin{aligned} \dot{V}_i^k(X_i(t)) &= \alpha_i \left(X_i(t)^T P_i^k X_i(t) + 2X_i^T \Pi_i^k + \Gamma_i^k \right) - X_i^T Q_i X_i \\ &\quad - (u_i^k)^T R_i (u_i^k) - 2(u_i^{k+1})^T R_i (u_i - u_i^k) \\ &\quad + \gamma_i^2 (\omega_i^k)^T (\omega_i^k) + 2\gamma_i^2 (\omega_i^{k+1})^T (\omega_i - \omega_i^k) \end{aligned} \quad (34)$$

The following off-policy integral RL Bellman equation is derived by multiplying both sides of (34) by $e^{-\alpha_i(\tau-t)}$ and integrating

$$\begin{aligned} e^{-\alpha_i T} V_i^k(X_i(t+T)) - V_i^k(X_i(t)) &= - \int_t^{t+T} e^{-\alpha_i(\tau-t)} \left(X_i^T Q_i X_i + (u_i^k)^T R_i (u_i^k) - \gamma_i^2 (\omega_i^k)^T (\omega_i^k) \right) d\tau \\ &\quad + \int_t^{t+T} e^{-\alpha_i(\tau-t)} \left(2\gamma_i^2 (\omega_i^{k+1})^T (\omega_i - \omega_i^k) - 2(u_i^{k+1})^T R_i (u_i - u_i^k) \right) d\tau \end{aligned} \quad (35)$$

The off-policy RL algorithm presented by iterating on (35) to solve the non-homogeneous game ARE, is listed in Algorithm 1.

The following theorem shows that using the proposed control framework, the learning mechanism is resilient against both Types 1 and 2 attacks.

Theorem 6. *Consider the MAS (1)-(2) under the control protocol (29) with the observer dynamics given by (8)-(9). Let the off-policy Algorithm 1 be used to learn the gains in (29). Then, Problem 1 is solved, if Assumptions 1 to 4 are satisfied.*

Proof. Similar to [47], one can show that the off-policy RL Algorithm 1 solves Problem 1 in an optimal manner, as long as $r_i \rightarrow \zeta_0$. That is, for intact agents $x_i \rightarrow \zeta_0$ and for a compromised agent the L_2 condition (10) is satisfied. This boils down the proof to show that $r_i \rightarrow \zeta_0$ even if the system is under attack. On the other hand, Theorem 3 shows that $r_i \rightarrow \zeta_0$ regardless of attacks. This completes the proof. \square

Remark 4. In the proposed Algorithm 1, steps 4 to 9 for finding the trust and confidence values are continually employed even after learning. However, once the optimal gain is found, the learning steps 10-12 are skipped, because the gains required for the control policy are computed and there is no need for further computation, unless another learning phase is initiated by any change in the agent dynamics. One might argue that the off-policy Algorithm 1 requires to measure the attack signal $\omega_i(t)$ which is restrictive. However, the off-policy Algorithm can learn about the worst-case attack signal using actual measurable disturbances (either applied intentionally or coming from nature), instead of measuring attack signals. Once it learned the worst-case scenario, it can attenuate attacks without measuring them.

VI. SIMULATION RESULTS

In this section, an example is provided to verify the effectiveness of the proposed control protocol. The communication graph is given in Fig. 3.

Consider 5 agents with dynamics as

$$\dot{x}_i = \begin{bmatrix} 0 & -4 \\ 1 & 0 \end{bmatrix} x_i + \begin{bmatrix} 1 \\ 0 \end{bmatrix} u_i + \begin{bmatrix} 1 \\ 0 \end{bmatrix} \omega_i \quad (36)$$

Algorithm 1 Autonomous Resilient Control Protocol (ARCP) for agent i

- 1: **Procedure** ARCP
- 2: **Apply an admissible behavior policy to the agent**
- 3: **For** $i=1:N$
- 4: **Use** r_j , $j \in N_i$ **to compute** s_i **and** o_i
- 5: **Compute** C_i **as**

$$C_i(t) = \beta \int_0^t \frac{\Delta_i e^{-\beta(t-\tau)}}{\Delta_i + \|s_i(\tau) - o_i(\tau)\|} d\tau$$

- 6: **Communicate** C_i **with agents** $j \in N_i$
- 7: **For each agent** $j \in N_i$, **compute**

$$d_{ij}(t) = \kappa \int_0^t \frac{\theta_i e^{-\kappa(t-\tau)}}{\theta_i + \left\| r_j(\tau) - \frac{1}{|N_i|} \sum_{j \in N_i} r_j \right\|} d\tau$$

$$T_{ij}(t) = \max(C_i(t), d_{ij}(t))$$

- 8: **Use** C_j , $j \in N_i$ **and** T_{ij} **to find**

$$\eta_i = \sum_{j \in N_i} C_j(t) T_{ij}(t) a_{ij} (r_j - r_i) + b_i (\zeta_0 - r_i)$$

- 9: **Compute the observer state** r_i **using update law** (8)
- 10: **Collect enough samples** $X_i = [X_i; X_i(iT_s)]$ **and** u_i **at different sampling interval** T_s
- 11: **End for**
- 12: **Given** u_i^k **and collected information solve the following Bellman equation**

$$\begin{aligned} & e^{-\alpha_i T} V_i^k(X_i(t+T)) - V_i^k(X_i(t)) \\ & - \int_t^{t+T} e^{-\alpha_i(\tau-t)} \left(X_i^T Q_i X_i + (u_i^k)^T R_i (u_i^k) - \gamma_i^2 (\omega_i^k)^T (\omega_i^k) \right) d\tau \\ & + 2\gamma_i^2 \int_t^{t+T} e^{-\alpha_i(\tau-t)} (\omega_i^{k+1})^T (\omega_i - \omega_i^k) d\tau \\ & - 2 \int_t^{t+T} e^{-\alpha_i(\tau-t)} (u_i^{k+1})^T R_i (u_i - u_i^k) d\tau \end{aligned}$$

- 13: **Once the learning is done, replace the behavior policy with the control solution found using RL**

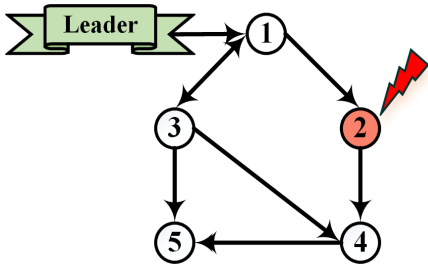


Fig. 3: The communication graph among the agents.

The leader dynamics is given by

$$\dot{x}_0 = \begin{bmatrix} 0 & -4 \\ 1 & 0 \end{bmatrix} x_0 + \begin{bmatrix} 1 \\ 0 \end{bmatrix} (4e^{-0.15t} \sin(2t)) \quad (37)$$

The design parameters are $Q_{li} = 100I_2$, $R_i = 1$, $\alpha_i = 0.1$ and, $\gamma_i = 10$ for all agents. Now, assume that Agent 2 is

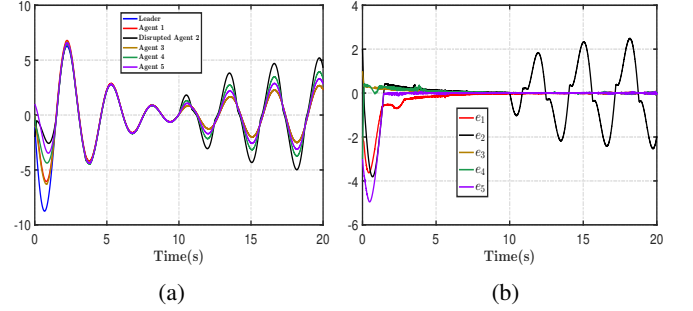


Fig. 4: Agents state, when Agent 2 is under the Type 1 attack (38). (a) The standard control protocol (5) is used. (b) The local neighborhood tracking error (4) for each agent.

affected by a Type 1 attack with the attack signal ω_2 given as

$$\omega_2 = \begin{cases} 10 \sin(2t) & t \geq 10 \\ 0 & \text{otherwise} \end{cases} \quad (38)$$

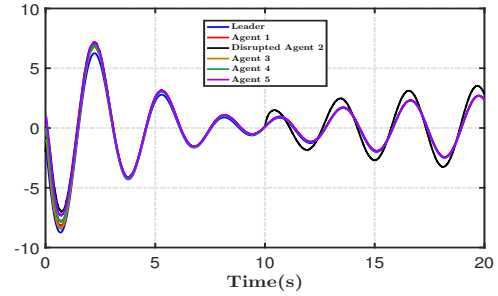


Fig. 5: The state of all agents when Agent 2 is under Type 1 attack and the observer defined in (8) is used for each agent.

The agents' states are shown in Fig. 4. It is observed from Fig. 4a that when the standard distributed controller (5) is used, before attack all agents synchronize to the leader. However, after the attack, Agents 4 and 5, which have a path to the compromised Agent 2, do not synchronize to the leader. One can see from Fig. 4b that, as stated in Theorem 2, the local neighborhood tracking error (4) converges to zero for all intact agents except the compromised agent.

The performance of the observer-based H_∞ controller (29) in the presence of Type 1 attack (38) is shown in Fig. 5. One can see that the compromised agent is the only agent that does not follow the leader. Moreover, the H_∞ controller attenuates the effect of the attack on the disrupted agent, which can be seen by comparing the deviation level of the compromised agent state from its desired value in Figs. 4a and 5.

Now, assume that Agent 2 is under Type 2 attack. In this case, the attack signal (38) is applied to the observer of Agent 2. However, Assumption 4 is not satisfied. The result is shown in Fig. 6. It can be seen from Fig. 6a that using the trust-confidence mechanism, only the compromised agent and its direct neighbor do not synchronize to the leader. The confidence value of the agents is shown in Fig. 6b. One can see that Agents 4 and 5 are not confident about their own observer information, since they are in the path of the compromised agent. To satisfy Assumption 4, it is considered that 2 incoming links from Agent 5 and Agent 1 are connected to Agent 4. Fig. 7 shows the agents output and confidence

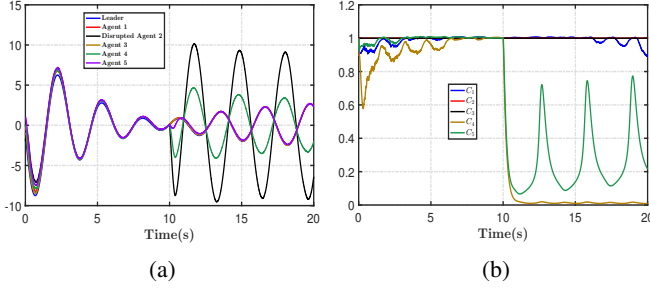


Fig. 6: Agent 2 is under Type 2 attack but Assumption 4 does not hold. (a) Agents state when the control protocol (29) with the observer (9) is used. (b) Confidence values of all agents.

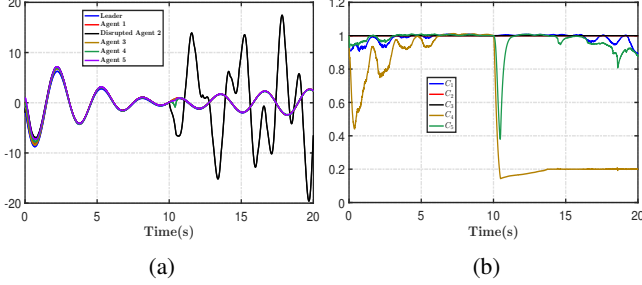


Fig. 7: Agent 2 is under Type 2 attack and Assumption 4 holds. (a) Agents state when the control protocol (29) with the observer (9) is used. (b) Confidence values of all agents.

value when Assumption 4 is satisfied. It can be seen from Fig. 7a that only the compromised agent does not synchronize to the leader and all intact agents converge to the leader. The confidence value of the agents is shown in Fig. 7b. One can see that Agent 4 is not confident about its own observer information since it is the only immediate neighbor of the compromised agent.

VII. CONCLUSION

A resilient autonomous control framework is proposed for a leader-follower MAS with an active leader. It is first shown that existing standard synchronization control protocols are prone to attacks. Then, a resilient learning-based control protocol is presented to find optimal solutions to the synchronization problem in the presence of attacks and system dynamic uncertainties. A distributed observer-based H_∞ controller is first designed to prevent propagating the effects of attacks on sensors and actuators throughout the network, as well as attenuating the effect of these attacks on the compromised agent itself. Non-homogeneous game algebraic Riccati equations are derived to solve the H_∞ optimal synchronization problem. Off-policy reinforcement learning is utilized to learn their solution without requiring any knowledge of the agent's dynamics. Then, a trust-confidence based distributed control protocol is proposed to mitigate attacks that hijack the entire node and attacks on communication links. It is shown that the proposed RL-based H_∞ control protocol is resilient against attacks.

APPENDIX A PROOF OF THEOREM 2

Let $\bar{\mathcal{L}}$ be the graph Laplacian matrix of the entire network, in which the leader is the only root node and N followers are

non-root nodes. Then, it can be partitioned as

$$\bar{\mathcal{L}} = \begin{bmatrix} 0 & | & 0 \dots 0 \\ -\Delta & | & \mathcal{L}_f \end{bmatrix} \in \mathbb{R}^{(N+1) \times (N+1)} \quad (39)$$

where $\Delta \in \mathbb{R}^{N \times 1}$ denotes a vector whose i -th element is nonzero and indicates that the follower i is connected to the leader. $\mathcal{L}_f \in \mathbb{R}^{N \times N}$ indicates the interaction between the leader and the followers. Without loss of generality, assume $D = B$. Using (6), the global dynamic of the MAS (1) under attack with the control input (5) in terms of the Laplacian matrix (39) and after some manipulations, one has

$$\dot{x} = \begin{cases} (I_{N+1} \otimes A)x + \begin{bmatrix} B \\ 0 \end{bmatrix} v_0 + (I_{N+1} \otimes B) \bar{w}, & \text{if } \|((\bar{\mathcal{L}} \otimes K)x)\| \neq 0 \\ -(c_1 + c_2 / \|((\bar{\mathcal{L}} \otimes K)x)\|) (\bar{\mathcal{L}} \otimes K + \bar{w}), & \\ (I_{N+1} \otimes A)x + \begin{bmatrix} B \\ 0 \end{bmatrix} v_0, & \text{if } \|((\bar{\mathcal{L}} \otimes K)x)\| = 0 \\ + (I_{N+1} \otimes B) (-c_1 \bar{\mathcal{L}} \otimes K + \bar{w}) \end{cases} \quad (40)$$

where $x = [\zeta_0^T, x_1^T, \dots, x_N^T]^T$ and $\bar{w} = [0, \omega_1^T, \dots, \omega_N^T]^T$, and 0 in \bar{w} indicates that the leader is a trusted node and is not under attack. It can be seen that agents reach a steady state, i.e., $\dot{x}_i \rightarrow Ax_i + [B^T 0]^T v_0$, if the last terms of (40) tend to zero, i.e., $\bar{w} \in \text{Im}(\bar{c}(\bar{\mathcal{L}} \otimes K))$, where $\bar{c} = (c_1 + c_2 / \|((\bar{\mathcal{L}} \otimes K)x)\|)$ or $\bar{c} = c_1$. Otherwise, since the attack signal has common eigenvalues with the agent dynamics, the agents' states go to infinity. In the latter case, the local neighborhood tracking error goes to zero as $x_i \rightarrow \infty$. To prove the former case, we first show that $\bar{w} \in \text{Im}(\bar{c}(\bar{\mathcal{L}} \otimes K))$, if the attack signal is designed as given in the statement of Theorem. Note that $\bar{w} \in \text{Im}(\bar{c}(\bar{\mathcal{L}} \otimes K))$, if there exists a nonzero vector x_s such that

$$\bar{c}(\bar{\mathcal{L}} \otimes K)x_{ss} = \bar{w} \quad (41)$$

Define $x_{ss} = [\zeta_s^T, x_s^T]^T$, where ζ_s and x_s denote the steady states of the leader and followers, respectively. Since the leader is not under attack, using (39) and (41), one has $\dot{\zeta}_s = A\zeta_s + Bv_0$ and for the followers,

$$-\bar{c}(\Delta \otimes K)\zeta_s + \bar{c}(\mathcal{L}_f \otimes K)x_s = \omega \quad (42)$$

Based on Assumption 1, the followers have at least one incoming link from the leader. On the other hand, \mathcal{L}_f captures the interaction among all followers, as well as the incoming link from the leader. The former is a positive semi-definite Laplacian matrix and the latter is a diagonal matrix with at least one nonzero positive element added to it. Therefore, as stated in Lemma 1, \mathcal{L}_f is nonsingular and, thus, the solution to (42) becomes

$$x_s = (\bar{c}(\mathcal{L}_f \otimes K))^{-1}(\omega + \bar{c}(\Delta \otimes K)\zeta_s) \quad (43)$$

Since the eigenvalues of the attack signal are assumed a subset of the eigenvalues of the agent dynamics A , for every \bar{w} there exists a nonzero vector x_{ss} such that (41) holds. Therefore, $\bar{w} \in \text{Im}(\bar{c}(\bar{\mathcal{L}} \otimes K))$. Now, using (39), the global form of the state neighborhood tracking error (4) can be written as

$$e = -(\bar{\mathcal{L}} \otimes I_n)x \quad (44)$$

Since (41) is satisfied, one has

$$\bar{c}(\bar{\mathcal{L}} \otimes K)x_s = \bar{\omega} \Rightarrow \bar{c}(I_N \otimes K)e = -\bar{\omega} \quad (45)$$

or, equivalently

$$\bar{c}Ke_i = -\omega_i \quad (46)$$

Equation (46) implies that the local neighborhood tracking error is zero, i.e., $e_j = 0$ for intact agents that are not directly under attacks, i.e., $\omega_j = 0 \forall j \neq i$. This completes the proof.

APPENDIX B

PROOF OF THEOREM 3

Type 1 attacks cannot affect the observer state since the observer cannot be physically affected by an attacker. On the other hand for Type 2 attacks, based on Assumption 4, the total number of compromised agents is assumed less than half of the network connectivity, i.e., $2f + 1$. Therefore, even if f neighbors of an intact agent are attacked and collude to send the same value to misguide it, there still exists $f + 1$ intact neighbors that communicate values different than the compromised ones. Thus, $r_j \neq r_i$ for some $j \in N_i$ and, therefore, although o_i in (12) is zero based on Theorem 2, s_i in (13) is nonzero and, consequently, its confidence value C_i in (14) will decrease and the attack will be detected. Moreover, since at least half of its neighbors are intact, it can update its trust values to remove the compromised neighbors. On the other hand, the entire network is still connected to the agent under attack and, therefore, the graph is still connected with the intact agents. Therefore, there exists a spanning tree in the graph associated with all intact agents. Let $\mathcal{L}_I(t)$ be the graph of remaining intact agents with $\bar{a}_{ij} = C_j(t)T_{ij}(t)a_{ij}$ as its weights. Since $\mathcal{L}_I(t)$ has a spanning tree, based on the above discussion, the inequality defined in Lemma 2 is still satisfied.

The global form of the observer (8) can be written as

$$\dot{r} = (I_N \otimes A)r + (c(\mathcal{L}_I(t) + G) \otimes BF)\eta + (\rho I_N \otimes B)\Psi \quad (47)$$

where $r = [r_1^T, \dots, r_N^T]^T$ denotes the global state vector of the agents observer and $\Psi = [h(F\eta_1), \dots, h(F\eta_N)]^T$. The global form of (9) is

$$\eta = ((\mathcal{L}_I(t) + G) \otimes I_n)(r - \zeta_0) \quad (48)$$

where $\eta = [\eta_1^T, \dots, \eta_N^T]^T$ and $\zeta_0 = (1_N \otimes I_n)\zeta_0$. Using (47) and defining $\mathcal{H}_I(t) = \mathcal{L}_I(t) + G$, the dynamic of the tracking error (48) becomes

$$\dot{\eta} = (I_N \otimes A)\eta + (c\mathcal{H}_I(t) \otimes BF)\eta + (\mathcal{H}_I(t) \otimes B)(\rho\Psi - \underline{v}_0) \quad (49)$$

with $\underline{v}_0 = 1_N \otimes v_0$. Consider the Lyapunov candidate function as

$$V(\eta) = \eta^T(\Phi \otimes P)\eta \quad (50)$$

where Φ is defined in Lemma 3 and is a positive definite matrix. Using (49), the time derivative of (50) yields

$$\begin{aligned} \dot{V} = & \underbrace{2\eta^T(\Phi \otimes PA)\eta + 2\eta^T(c\mathcal{H}_I(t) \otimes PBF)\eta}_{v_1} \\ & + \underbrace{2\eta^T(\Phi\mathcal{H}_I(t) \otimes PB)(\rho\Psi - \underline{v}_0)}_{v_2} \end{aligned} \quad (51)$$

Substituting $F = -B^T P$, V_1 can be expressed as

$$V_1 = \eta^T(\Phi \otimes (PA + A^T P))\eta - c\eta^T((\Phi\mathcal{H}_I(t) + \mathcal{H}_I^T(t)\Phi) \otimes PBB^T P)\eta \quad (52)$$

Based on Lemma 3, $(\Phi\mathcal{H}_I(t) + \mathcal{H}_I^T(t)\Phi) > 0$ and the inequality $-c(\Phi\mathcal{H}_I(t) + \mathcal{H}_I^T(t)\Phi) \leq -c\lambda_{\min}(\Phi\mathcal{H}_I(t) + \mathcal{H}_I^T(t)\Phi) \leq -c\lambda_{\min}(\Phi\mathcal{H}_I(t) + \mathcal{H}_I^T(t)\Phi)/\phi_{\max}$ holds [48]. Using the Kronecker property $A \otimes (B + C) = A \otimes B + A \otimes C$ and ARE (20), (52) becomes

$$\begin{aligned} V_1 = & \eta^T(\Phi \otimes (PA + A^T P))\eta - c\eta^T((\Phi\mathcal{H}_I(t) + \mathcal{H}_I^T(t)\Phi) \otimes PBB^T P)\eta \\ \leq & -\eta^T(\Phi \otimes I_n)\eta \\ & + \left(1 - c \frac{\lambda_{\min}(\Phi\mathcal{H}_I(t) + \mathcal{H}_I^T(t)\Phi)}{\phi_{\max}}\right) \eta^T(\Phi \otimes PBB^T P)\eta \end{aligned} \quad (53)$$

Therefore, $V_1 \leq 0$ if $c \geq \phi_{\max}/\lambda_{\min}(\Phi\mathcal{H}_I(t) + \mathcal{H}_I^T(t)\Phi)$, which is satisfied if the condition of c in the statement of the theorem is held. Now, for V_2 one has

$$V_2 = \sum_{i=1}^N \sum_{j=1}^N \alpha_{ij} \eta_j^T PB(\rho\psi_i - v_0) \leq -(\rho - v_M) \sum_{i=1}^N \left\| B^T P \sum_{j=1}^N \alpha_{ij} \eta_j^T \right\| \quad (54)$$

This implies that $V_2 \leq 0$, if $\rho \geq v_M$. Therefore, $\dot{V} = V_1 + V_2 \leq 0$, if the conditions defined in the statement of the theorem are satisfied. Since $\dot{V}(t) \leq 0$, $V(t)$ is bounded. Note that $\dot{V}(t) \equiv 0$ implies that $\eta = 0$. Hence, using LaSalle invariance principle [49], it follows that the observer state r_i asymptotically converges to the leader state ζ_0 .

APPENDIX C

PROOF OF THEOREM 4

Using the value function (27) for the left-hand side of (26) and differentiating along with the augmented system (23) gives the following Bellman equation

$$\begin{aligned} H(X_i, u_i, \omega_i) = & 2X_i^T P_i(TX_i + B_1 u_i + D_1 \omega_i + E_1 v_i) \\ & + 2(TX_i + B_1 u_i + D_1 \omega_i + E_1 v_i)^T \Pi_i + 2X_i^T \dot{\Pi}_i + \dot{\Gamma}_i \\ & - \alpha_i (X_i(t)^T P_i X_i(t) + 2X_i^T \Pi_i + \Gamma_i) \\ & + X_i^T Q_i X_i + u_i^T R_i u_i - \gamma_i^2 \omega_i^T \omega_i = 0 \end{aligned} \quad (55)$$

By applying the stationary conditions [50] as $\partial H_i / \partial u_i = 0$, $\partial H_i / \partial \omega_i = 0$, the optimal control and the worst case attack signal can be written as

$$\begin{aligned} u_i^* = & -R_i^{-1} B_1^T (P_i X_i + \Pi_i) \\ \omega_i^* = & \frac{1}{\gamma_i^2} D_1^T (P_i X_i + \Pi_i) \end{aligned} \quad (56)$$

Substituting (56) into Bellman equation (55) results in the following tracking game ARE

$$\begin{aligned} H(X_i, u_i^*, \omega_i^*) &= X_i^T (P_i T + T^T P_i - \alpha_i P_i - P_i B_1 R_i^{-1} B_1^T P_i \\ &+ \frac{1}{\gamma_i^2} P_i D_1 D_1^T P_i + Q_i) X_i + 2X_i^T (\dot{\Pi}_i - P_i B_1 R_i^{-1} B_1^T \Pi_i + \\ &+ \frac{1}{\gamma_i^2} P_i D_1 D_1^T \Pi_i + P_i E_1 v_i - \alpha_i \Pi_i + T^T \Pi_i) \\ &+ \left(\dot{\Gamma}_i - \alpha_i \Gamma_i - \Pi_i^T B_1 R_i^{-1} B_1^T \Pi_i + \frac{1}{\gamma_i^2} \Pi_i^T D_1 D_1^T \Pi_i + 2v_i^T E_1^T \Pi_i \right) = 0 \end{aligned} \quad (57)$$

Since (57) is satisfied for all X_i , this can occur if, and only if, (30) holds. This completes the proof.

APPENDIX D PROOF OF THEOREM 5

The Hamiltonian function (28) for the optimal value function V_i^* , and any control policy u_i and disturbance policy ω_i become

$$\begin{aligned} H(V_i^*, u_i, d_i) &= X_i^T Q_i X_i + u_i^T R_i u_i - \gamma_i^2 \omega_i^T \omega_i - \alpha_i V_i^* \\ &+ V_{iX}^{*T} (T X_i + B_1 u_i + D_1 \omega_i + E_1 v_i) \end{aligned} \quad (58)$$

Using (57), one has $H(V_i^*, u_i, d_i) = H(V_i^*, u_i^*, \omega_i^*) + (u_i - u_i^*)^T R_i (u_i - u_i^*) + \gamma^2 (\omega_i - \omega_i^*)^T (\omega_i - \omega_i^*)$ and based on Hamiltonian equation (28), $H(V_i^*, u_i^*, \omega_i^*) = 0$. Then (58) gives $X_i^T Q_i X_i + u_i^T R_i u_i - \gamma_i^2 \omega_i^T \omega_i - \alpha_i V_i^* + V_{iX}^{*T} (T X_i + B_1 u_i + D_1 \omega_i + E_1 v_i) = -(u_i - u_i^*)^T R_i (u_i - u_i^*) - \gamma^2 (\omega_i - \omega_i^*)^T (\omega_i - \omega_i^*)$. Now, using the optimal control policy $u_i = u_i^*$ yields

$$\begin{aligned} &X_i^T Q_i X_i + u_i^T R_i u_i - \gamma_i^2 \omega_i^T \omega_i - \alpha_i V_i^* \\ &+ V_{iX}^{*T} (T X_i + B_1 u_i + D_1 \omega_i + E_1 v_i) \\ &= -\gamma^2 (\omega_i - \omega_i^*)^T (\omega_i - \omega_i^*) \leq 0 \end{aligned} \quad (59)$$

Multiplying both sides of (59) by $e^{-\alpha_i t}$, and defining $\dot{V}_i^* = V_{iX}^{*T} (T X_i + B_1 u_i + D_1 \omega_i + E_1 v_i)$ as the derivative of V_i^* along the trajectories of the closed-loop system, gives

$$d/dt (e^{-\alpha_i t} V_i^*) \leq e^{-\alpha_i t} (-X_i^T Q_i X_i - u_i^T R_i u_i + \gamma_i^2 \omega_i^T \omega_i) \quad (60)$$

Integrating both sides of (60) and using the fact that $V_i^*(\cdot) \geq 0$, for every $T > 0$ and every $\omega_i \in L_2[0, \infty)$, one has

$$\begin{aligned} &\int_0^T e^{-\alpha_i \tau} (X_i^T Q_i X_i + u_i^{*T} R_i u_i^*) d\tau \\ &\leq \int_0^T e^{-\alpha_i \tau} \gamma_i^2 \omega_i^T \omega_i d\tau + V_i^*(X(0)) \end{aligned} \quad (61)$$

Using the separation principle for the combination of the observer and the controller completes the proof of Part 1 of Problem 1. The proof of Part 2 is similar to [47] and, therefore, is omitted.

REFERENCES

- [1] P. J. Antsaklis, K. M. Passino, and S. J. Wang, "An introduction to autonomous control systems," *IEEE Control Systems*, vol. 11, pp. 5–13, June 1991.
- [2] R. Olfati-Saber, J. A. Fax, and R. M. Murray, "Consensus and cooperation in networked multi-agent systems," *Proceedings of the IEEE*, vol. 95, pp. 215–233, Jan 2007.
- [3] A. Jadbabaie, J. Lin, and A. S. Morse, "Coordination of groups of mobile autonomous agents using nearest neighbor rules," *IEEE Transactions on Automatic Control*, vol. 48, pp. 988–1001, June 2003.
- [4] J. Fax and R. Murray, "Information flow and cooperative control of vehicle formations," *IEEE Transactions on Automatic Control*, vol. 49, no. 9, pp. 1465–1476, 2004, cited By 2455.
- [5] W. Ren, R. W. Beard, and E. M. Atkins, "Information consensus in multivehicle cooperative control," *IEEE Control Systems*, vol. 27, pp. 71–82, April 2007.
- [6] R. Moghadam and H. Modares, "An internal model principle for the attacker in distributed control systems," in *2017 IEEE 56th Annual Conference on Decision and Control (CDC)*, pp. 6604–6609, Dec 2017.
- [7] R. S. Sutton and A. G. Barto, *Reinforcement learning: An introduction*, vol. 1(1). MIT press Cambridge, 1998.
- [8] W. B. Powell, *Approximate Dynamic Programming: Solving the curses of dimensionality*, vol. 703. John Wiley & Sons, 2007.
- [9] F. L. Lewis, D. Vrabie, and K. G. Vamvoudakis, "Reinforcement learning and feedback control: Using natural decision methods to design optimal adaptive controllers," *IEEE Control Systems*, vol. 32, no. 6, pp. 76–105, 2012.
- [10] D. Liu, D. Wang, and H. Li, "Decentralized stabilization for a class of continuous-time nonlinear interconnected systems using online learning optimal control approach," *IEEE Transactions on Neural Networks and Learning Systems*, vol. 25, pp. 418–428, Feb 2014.
- [11] Y. Jiang and Z.-P. Jiang, "Computational adaptive optimal control for continuous-time linear systems with completely unknown dynamics," *Automatica*, vol. 48, no. 10, pp. 2699 – 2704, 2012.
- [12] B. Luo, H. N. Wu, and T. Huang, "Off-policy reinforcement learning for h_∞ control design," *IEEE Transactions on Cybernetics*, vol. 45, pp. 65–76, Jan 2015.
- [13] R. Kamalapurkar, B. Reish, G. Chowdhary, and W. E. Dixon, "Concurrent learning for parameter estimation using dynamic state-derivative estimators," *IEEE Transactions on Automatic Control*, vol. 62, pp. 3594–3601, July 2017.
- [14] Z. Ni, H. He, and J. Wen, "Adaptive learning in tracking control based on the dual critic network design," *IEEE Transactions on Neural Networks and Learning Systems*, vol. 24, pp. 913–928, June 2013.
- [15] B. Kiumarsi and F. L. Lewis, "Actor-critic-based optimal tracking for partially unknown nonlinear discrete-time systems," *IEEE Transactions on Neural Networks and Learning Systems*, vol. 26, no. 1, pp. 140–151, 2015.
- [16] K. G. Vamvoudakis and F. L. Lewis, "Online solution of nonlinear two-player zero-sum games using synchronous policy iteration," *International Journal of Robust and Nonlinear Control*, vol. 22, no. 13, pp. 1460–1483, 2012.
- [17] M. I. Abouheaf, F. L. Lewis, K. G. Vamvoudakis, S. Haesaert, and R. Babuska, "Multi-agent discrete-time graphical games and reinforcement learning solutions," *Automatica*, vol. 50, no. 12, pp. 3038 – 3053, 2014.
- [18] L. Busoniu, R. Babuška, and B. D. Schutter, "A comprehensive survey of multiagent reinforcement learning," *IEEE Transactions on Systems, Man, and Cybernetics, Part C (Applications and Reviews)*, vol. 38, pp. 156–172, March 2008.
- [19] S. Zuo, Y. Song, F. L. Lewis, and A. Davoudi, "Optimal robust output containment of unknown heterogeneous multiagent system using off-policy reinforcement learning," *IEEE Transactions on Cybernetics*, vol. PP, no. 99, pp. 1–11, 2017.
- [20] Y. Hong, J. Hu, and L. Gao, "Tracking control for multi-agent consensus with an active leader and variable topology," *Automatica*, vol. 42, no. 7, pp. 1177 – 1182, 2006.
- [21] Y. Yang, H. Modares, D. C. Wunsch, and Y. Yin, "Optimal containment control of unknown heterogeneous systems with active leaders," *IEEE Transactions on Control Systems Technology*, vol. PP, no. 99, pp. 1–9, 2018.
- [22] Z. Li, X. Liu, W. Ren, and L. Xie, "Distributed tracking control for linear multiagent systems with a leader of bounded unknown input," *IEEE Transactions on Automatic Control*, vol. 58, pp. 518–523, Feb 2013.
- [23] F. Pasqualetti, A. Bicchi, and F. Bullo, "Consensus computation in unreliable networks: A system theoretic approach," *IEEE Transactions on Automatic Control*, vol. 57, pp. 90–104, Jan 2012.
- [24] H. J. LeBlanc, H. Zhang, X. Koutsoukos, and S. Sundaram, "Resilient asymptotic consensus in robust networks," *IEEE Journal on Selected Areas in Communications*, vol. 31, pp. 766–781, April 2013.
- [25] H. Zhang and S. Sundaram, "Robustness of information diffusion algorithms to locally bounded adversaries," in *2012 American Control Conference (ACC)*, pp. 5855–5861, June 2012.

- [26] A. Teixeira, H. Sandberg, and K. H. Johansson, "Networked control systems under cyber attacks with applications to power networks," in *Proceedings of the 2010 American Control Conference*, pp. 3690–3696, June 2010.
- [27] S. Amin, X. Litrico, S. S. Sastry, and A. M. Bayen, "Cyber security of water scada systems-part ii: Attack detection using enhanced hydrodynamic models," *IEEE Transactions on Control Systems Technology*, vol. 21, pp. 1679–1693, Sept 2013.
- [28] S. Weerakkody, X. Liu, S. H. Son, and B. Sinopoli, "A graph-theoretic characterization of perfect attackability for secure design of distributed control systems," *IEEE Transactions on Control of Network Systems*, vol. 4, pp. 60–70, March 2017.
- [29] Z. Feng and G. Hu, "Distributed secure average consensus for linear multi-agent systems under dos attacks," in *2017 American Control Conference (ACC)*, pp. 2261–2266, May 2017.
- [30] A. Khazraei, H. Kebriaei, and F. R. Salmasi, "Replay attack detection in a multi agent system using stability analysis and loss effective watermarking," in *2017 American Control Conference (ACC)*, pp. 4778–4783, May 2017.
- [31] S. Sundaram and C. N. Hadjicostis, "Distributed function calculation via linear iterative strategies in the presence of malicious agents," *IEEE Transactions on Automatic Control*, vol. 56, pp. 1495–1508, July 2011.
- [32] W. Zeng and M. Y. Chow, "Resilient distributed control in the presence of misbehaving agents in networked control systems," *IEEE Transactions on Cybernetics*, vol. 44, pp. 2038–2049, Nov 2014.
- [33] H. J. LeBlanc, H. Zhang, X. Koutsoukos, and S. Sundaram, "Resilient asymptotic consensus in robust networks," *IEEE Journal on Selected Areas in Communications*, vol. 31, pp. 766–781, April 2013.
- [34] S. Abhinav, H. Modares, F. L. Lewis, F. Ferrese, and A. Davoudi, "Synchrony in networked microgrids under attacks," *IEEE Transactions on Smart Grid*, vol. PP, no. 99, pp. 1–1, 2017.
- [35] H. Modares, R. Moghadam, F. Lewis, and A. Davoudi, "Static output-feedback synchronization of multi-agent systems: A secure and unified approach," *IET Control Theory & Applications*, February 2018.
- [36] Y. Cao and W. Ren, "Optimal linear-consensus algorithms: An lqr perspective," *IEEE Transactions on Systems, Man, and Cybernetics, Part B (Cybernetics)*, vol. 40, pp. 819–830, June 2010.
- [37] J. Li, H. Modares, T. Chai, F. L. Lewis, and L. Xie, "Off-policy reinforcement learning for synchronization in multiagent graphical games," *IEEE Transactions on Neural Networks and Learning Systems*, vol. 28, pp. 2434–2445, Oct 2017.
- [38] Q. Jiao, H. Modares, S. Xu, F. L. Lewis, and K. G. Vamvoudakis, "Multi-agent zero-sum differential graphical games for disturbance rejection in distributed control," *Automatica*, vol. 69, no. Supplement C, pp. 24 – 34, 2016.
- [39] H. Zhang, F. L. Lewis, and A. Das, "Optimal design for synchronization of cooperative systems: State feedback, observer and output feedback," *IEEE Transactions on Automatic Control*, vol. 56, pp. 1948–1952, Aug 2011.
- [40] Z. Li and Z. Duan, *Cooperative Control of Multi-Agent Systems: A Consensus Region Approach*. Automation and Control Engineering, Taylor & Francis, 2014.
- [41] F. Lewis, H. Zhang, K. Hengster-Movric, and A. Das, *Cooperative Control of Multi-Agent Systems: Optimal and Adaptive Design Approaches*. Communications and Control Engineering, Springer London, 2013.
- [42] M. Basseville and I. Nikiforov, *Detection of abrupt changes: theory and application*. Prentice-Hall information and system sciences series, Prentice Hall, 1993.
- [43] F. Pasqualetti, F. Drfler, and F. Bullo, "Attack detection and identification in cyber-physical systems," *IEEE Transactions on Automatic Control*, vol. 58, pp. 2715–2729, Nov 2013.
- [44] H. Zhang, F. L. Lewis, and A. Das, "Optimal design for synchronization of cooperative systems: State feedback, observer and output feedback," *IEEE Transactions on Automatic Control*, vol. 56, pp. 1948–1952, Aug 2011.
- [45] Z. Li, G. Wen, Z. Duan, and W. Ren, "Designing fully distributed consensus protocols for linear multi-agent systems with directed graphs," *IEEE Transactions on Automatic Control*, vol. 60, pp. 1152–1157, April 2015.
- [46] H. Modares, S. P. Nageshrao, G. A. D. Lopes, R. Babuka, and F. L. Lewis, "Optimal model-free output synchronization of heterogeneous systems using off-policy reinforcement learning," *Automatica*, vol. 71, pp. 334 – 341, 2016.
- [47] H. Modares, F. L. Lewis, and Z. P. Jiang, " H_∞ tracking control of completely unknown continuous-time systems via off-policy reinforcement learning," *IEEE Transactions on Neural Networks and Learning Systems*, vol. 26, pp. 2550–2562, Oct 2015.
- [48] Y. Wan, J. Cao, G. Chen, and W. Huang, "Distributed observer-based cyber-security control of complex dynamical networks," *IEEE Transactions on Circuits and Systems I: Regular Papers*, vol. 64, pp. 2966–2975, Nov 2017.
- [49] A. Isidori, *Nonlinear Control Systems*. Communications and Control Engineering, Springer London, 1995.
- [50] F. L. Lewis, D. Veabie, and V. L. Syrmos, *Optimal control*. John Wiley & Sons, 2012.