

Planar Drawings of Fixed-Mobile Bigraphs^{*}

M. A. Bekos¹, F. De Luca², W. Didimo², T. Mchedlidze³, M. Nöllenburg⁴,
A. Symvonis⁵, I. G. Tollis⁶

¹ University of Tübingen, Germany, bekos@informatik.uni-tuebingen.de

² Università degli Studi di Perugia, Italy

felice.deluca@studenti.unipg.it, walter.didimo@unipg.it

³ Karlsruhe Institute of Technology, Germany, mched@iti.uka.de

⁴ TU Wien, Vienna, Austria, noellenburg@ac.tuwien.ac.at

⁵ National Technical University of Athens, Greece, symvonis@math.ntua.gr

⁶ University of Crete, Greece, tollis@csd.uoc.gr

Abstract. A *fixed-mobile bigraph* G is a bipartite graph such that the vertices of one partition set are given with *fixed* positions in the plane and the *mobile* vertices of the other part, together with the edges, must be added to the drawing. We assume that G is planar and study the problem of finding, for a given $k \geq 0$, a planar poly-line drawing of G with at most k bends per edge. In the most general case, we show NP-hardness. For $k = 0$ and under additional constraints on the positions of the fixed or mobile vertices, we either prove that the problem is polynomial-time solvable or prove that it belongs to NP. Finally, we present a polynomial-time testing algorithm for a certain type of “layered” 1-bend drawings.

1 Introduction

This paper considers the following problem. Let $G = (V_f, V_m, E)$ be a planar bipartite graph such that the vertices in V_f , called *fixed vertices*, have fixed distinct locations (points) in the plane, while the vertices in V_m , called *mobile vertices*, can be freely placed. Does G admit a crossing-free drawing Γ with at most k bends per edge, where k is a given non-negative integer? We assume that each vertex of G is drawn in Γ as a distinct point of the plane and that each edge is drawn as a simple poly-line. We call G an *FM-bigraph* and a drawing Γ with the properties mentioned above a *planar k -bend drawing* of G . In particular, since edge bends negatively affect the readability of a graph layout (see, e.g., [33,34]), we are mainly interested in drawings with small values of k , ideally with $k = 0$ (i.e., straight-line drawings). We define the *bend number* of G as the minimum value of k for which G admits a planar k -bend drawing.

Besides its intrinsic theoretical interest, our problem is motivated by the following practical scenario. Fixed vertices represent geographic locations and

^{*} Research in this work started at the Bertinoro Workshop on Graph Drawing 2016. We thank all the participants and in particular S.-H. Hong for useful discussions. We also thank an anonymous reviewer of this research for some valuable comments, and especially for suggesting the idea behind the proof of Theorem 6.

each mobile vertex is an attribute of one or more locations. One wants to place each mobile vertex in the plane and connect it to its associated locations, while guaranteeing a “readable” layout. We interpret readability in terms of planarity and small number of bends per edge. Other criteria can also be studied, like for example angular resolution, edge length, drawing area (see, e.g., [10, 35]).

Contribution. We introduce k -bend drawings of FM-bigraphs with a focus on $k = 0$ and $k = 1$. Our results are as follows:

(i) We prove that computing the bend number of an FM-bigraph G is NP-hard. More generally, deciding whether G admits a planar k -bend drawing is at least as hard as deciding whether an n -vertex graph admits a planar embedding with given correspondence (mapping) on a set of n points, such that each edge has at most $2k + 1$ bends (Section 2.1). If all fixed vertices of G are collinear, the existence of a 0-bend drawing can be tested in linear time.

(ii) Since it is difficult to discretize the problem in the general case [15, 31], we investigate the case in which each mobile vertex is restricted to lie in the convex hull of its neighbors. This scenario is reasonable in practice, as the user may expect that each attribute is placed in a sort of “barycentric” position with respect to its associated locations. In this setting, we prove that testing the existence of a 0-bend drawing is a problem in NP. With a reduction to a combinatorial problem, which is of its own independent interest (but unfortunately NP-hard in its general form), we obtain polynomial-time solutions when the intersection graph of the convex hulls is a path, a cycle or, more generally, a cactus (Section 2.2).

(iii) We finally study 1-bend drawings of FM-bigraphs in a convention called *h-strip drawing model*, inspired by practical labeling scenarios [3]. All fixed vertices are partitioned into a finite set of horizontal strips and each mobile vertex is placed outside these strips. Edges are not allowed to cross any strip, i.e., to intersect both its top and bottom side; see also Fig. 4. For this model we provide polynomial-time testing algorithms (Section 3).

Related Work. Our problem is related to several problems addressed in the literature, but it also has substantial differences from all of them.

Point labeling. A close connection is with the problem of labeling a given set of points in the plane (see, e.g., [29, 38]), because mobile vertices can be regarded as labels for the fixed vertices (points). Similarly to our setting, the *many-to-one boundary labeling* problem [3, 24] assumes that each label can have multiple associated vertices and it is visually connected to them by poly-line edges. However, edges can only be drawn as chains of horizontal and vertical segments (which may partially overlap), and the labels are placed outside a single rectangular region that encloses all vertices. Variants of the boundary labeling problem, where each fixed vertex is associated with exactly one label are also studied in the literature (see, e.g., [2, 4, 23]). Note that, in labeling problems, labels are geometric shapes of non-empty area, while we model mobile vertices as points.

Partial drawings. Our problem is a special case of the problem of extending a partial drawing of a (not necessarily bipartite) planar graph G to a planar straight-

line drawing of G . This problem is NP-hard in general [31] and polynomial-time solvable for restricted cases [9, 13, 18, 25, 37].

Point-set embedding. In a point-set embedding problem, a planar graph with n vertices must be planarly mapped onto a given set of n points, with or without a predefined correspondence between the vertices and the points (see, e.g., [1, 8, 11, 12, 22, 30]). Thus, in all settings of the point-set embedding problem, each vertex can only be mapped to a finite set of points. The results in [1, 30] imply that any n -vertex planar FM-bigraph admits a k -bend drawing with $k = O(n)$. Indeed, [1, 30] prove that any n -vertex planar graph can be planarly mapped onto any set of n points, with given correspondences, using a linear number of bends per edge (which is also necessary in some cases). Hence, for a given FM-bigraph, one can place the mobile vertices anywhere so to realize a planar drawing.

Constrained drawings of bipartite graphs. Misue [27] proposed a model and a technique for drawing bipartite graphs such that the vertices of a partition set, called *anchors*, are evenly distributed on a circle. Anchors are similar to fixed vertices in our setting, but the order of the anchors in Misue’s model can be freely chosen. Extensions to the 3D space and to semi-bipartite graphs have been subsequently presented [20, 28]. Finally, several papers study how to draw a bipartite graph such that the vertices of each partition set are on a line or within a specific plane region (see, e.g., [5, 6, 14]). In these scenarios, the vertices do not have predefined locations.

Notation. We assume familiarity with graph theory (see, e.g., [17]). For standard definitions on *planar graphs* and *drawings*, we point the reader to [21, 36].

We denote an FM-bigraph by a pair $\langle G, \phi \rangle$, where $G = (V_f, V_m, E)$ is a bipartite graph and $\phi : V_f \rightarrow \mathbb{R}^2$ is a function that maps each vertex $v \in V_f$ to a distinct point $p_v = \phi(v)$. A k -bend drawing of $\langle G, \phi \rangle$ is a k -bend drawing of G such that each vertex $v \in V_f$ is mapped to $\phi(v)$. In order to study the complexity of computing the bend number of planar FM-bigraphs, we introduce the k -BEND FM-BIGRAPH decision problem: *Given a planar FM-bigraph $\langle G, \phi \rangle$ and a non-negative integer k , is there a planar k -bend drawing of $\langle G, \phi \rangle$?*

From now on, we assume that G is planar. Also, we let $n_f = |V_f|$, $n_m = |V_m|$, and $n = n_f + n_m$. Some proofs are moved to the appendix.

2 Straight-line Planar Drawings of FM-bigraphs

We show that the 0-BEND FM-BIGRAPH problem is NP-hard (Theorem 1), which implies that it is NP-hard to compute the bend number of a planar FM-bigraph. A simple linear-time testing algorithm is given when all fixed vertices are collinear (Theorem 3). If each mobile vertex must be placed inside the convex hull of its neighbors, then the 0-BEND FM-BIGRAPH problem belongs to NP (Theorem 4), and it becomes polynomial-time solvable if the intersection graph of the convex hulls is a cactus (Theorem 5).

2.1 NP-hardness and Collinear Fixed Vertices

To prove that 0-BEND FM-BIGRAPH is NP-hard we use a reduction from the 1-bend point set embeddability with correspondence problem (or 1-BPSEWC, for short), which has been proven to be NP-hard by Goaoc *et al.* [15]. Problem 1-BPSEWC is defined as follows: *Given a planar graph $G = (V, E)$, a set S of $|V|$ points in the plane, and a one-to-one correspondence ζ between V and S , is there a planar 1-bend drawing of G such that each vertex v is mapped to point $\zeta(v)$?*

Theorem 1. *The 0-BEND FM-BIGRAPH problem is NP-hard, even if each mobile vertex has degree at most two.*

Proof. Let $\langle G = (V, E), S, \zeta \rangle$ be an instance of 1-BPSEWC. Construct (in linear time) an instance $\langle G' = (V_f, V_m, E'), \phi \rangle$ of 0-BEND FM-BIGRAPH as follows: Let $V_f = V$ and $\phi = \zeta$; for each edge $e = (u, v) \in E$, define a corresponding vertex $w_e \in V_m$ and two edges $(w_e, u), (w_e, v)$ in E' . Clearly, G has a 1-bend drawing Γ that respects ζ if and only if G' has a planar 0-bend drawing Γ' that respects ϕ : The position of a bend along an edge $e = (u, v)$ of Γ corresponds to the positions of the mobile vertex w_e in Γ' ; if e has no bend, w_e is drawn anywhere along segment \overline{uv} . \square

The reduction in Theorem 1 can be applied with no change to prove that, for any $k \geq 0$, problem k -BEND FM-BIGRAPH is at least as difficult as problem $(2k + 1)$ -BPSEWC, which allows up to $(2k + 1)$ bends per edge.

Theorem 2. *The k -BEND FM-BIGRAPH problem is at least as hard as the $(2k + 1)$ -BPSEWC problem, for any $k \geq 0$.*

When all fixed vertices of an FM-bigraph $\langle G, \phi \rangle$ are collinear, it can be checked in linear time whether $\langle G, \phi \rangle$ admits a planar 0-bend drawing.

Theorem 3. *Let $\langle G = (V_f, V_m, E), \phi \rangle$ be an n -vertex FM-bigraph such that all vertices of V_f are collinear. There exists an $O(n)$ -time algorithm that tests whether $\langle G, \phi \rangle$ admits a planar 0-bend drawing.*

Proof (sketch). Let ℓ be the line passing through all fixed vertices. Deciding whether $\langle G, \phi \rangle$ has a planar 0-bend drawing coincides with testing the planarity of a graph obtained by augmenting G with a cycle that connects all fixed vertices in the order they appear along ℓ . \square

2.2 Mobile Vertices at Internal Positions

We now focus on *convex-hull drawings*, in which all fixed vertices are in general position and each vertex $u_m \in V_m$ lies in the convex hull of its neighbors. With slight abuse of notation, we denote by $CH(u_m)$ the convex hull of the neighbors of u_m . Let $\mathcal{A} = \mathcal{A}(V_f)$ be the arrangement of lines defined by all pairs of fixed points; see Fig. 2(a). \mathcal{A} has $O(n_f^2)$ lines and $O(n_f^4)$ cells [16]. Lemma 1 allows us to discretize the set of possible positions for the mobile vertices; it implies that all positions of u_m in the same cell of \mathcal{A} within $CH(u_m)$ are equivalent for a planar 0-bend drawing of $\langle G, \phi \rangle$.

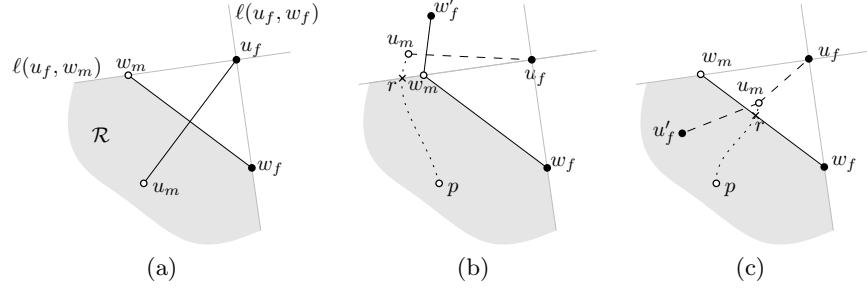


Fig. 1: Illustration of the proof of Lemma 1. (b-c) Part of trajectory T between r and r' is shown by a dotted line.

Lemma 1. *Let $\langle G = (V_f, V_m, E), \phi \rangle$ be an FM-bigraph, $u_m \in V_m$, and C a cell of $\mathcal{A} = A(V_f)$ inside $CH(u_m)$. Let also p and p' be two points in C . Suppose that Γ is a 0-bend drawing of $\langle G, \phi \rangle$ where u_m is at point p and let Γ' be a 0-bend drawing of $\langle G, \phi \rangle$ obtained from Γ by only moving u_m from point p to point p' . Then Γ' is planar if and only if Γ is planar.*

Proof. Suppose by contradiction that Γ' is planar and Γ is not (the proof for the other direction is symmetric). This implies that while moving u_m along some trajectory T from p' to p inside cell C , at some point we get a crossing along one of the edges incident to u_m . Let r be the point of T closest to p' , such that placing u_m at r causes such a crossing (i.e., placing u_m on any point between r and p' implies no crossing). Let (u_m, u_f) be an edge crossed by some other edge (w_m, w_f) , when u_m is placed at r . Assume w.l.o.g. that $w_m \in V_m$ and $w_f \in V_f$, and that u_m lies to the right of the oriented edge (w_m, w_f) ; see Fig. 1(a). Denote by $\ell(u_f, w_f)$ the line through u_f and w_f and by $\ell(u_f, w_m)$ the line through u_f and w_m . Let \mathcal{R} be the region delimited by lines $\ell(u_f, w_f)$, $\ell(u_f, w_m)$ and edge (w_m, w_f) that contains u_m . Let r' be a point of T lying between r and p' . Notice that r' has to lie outside of \mathcal{R} . Thus T crosses the border of \mathcal{R} . Let us additionally assume that r' lies arbitrarily close to the border of \mathcal{R} . We distinguish three cases, based on whether T crosses $\ell(u_f, w_f)$, $\ell(u_f, w_m)$, or edge (w_m, w_f) .

Case 1. T crosses $\ell(u_f, w_f)$. Since line $\ell(u_f, w_f)$ is part of \mathcal{A} , r' lies outside C . This is a contradiction to the assumption that T lies in C .

Case 2. T crosses $\ell(u_f, w_m)$; see Fig. 1(b). Since w_m is in the convex hull of its neighbors, there is an edge (w_m, w'_f) with w_f and w'_f on different sides of $\ell(u_f, w_m)$ (if not, the crossing is resolved). Placing u_m at r' yields a crossing with (w_m, w'_f) , as r' is arbitrarily close to $\ell(u_f, w_m)$; a contradiction to the choice of r .

Case 3. T crosses (w_m, w_f) . Since u_m lies in the convex hull of its neighbors, there is an edge (u_m, u'_f) , where u'_f and u_f lie on different sides of the line through edge (w_f, w_m) ; see Fig. 1(c). Placing u_m at r' would introduce a crossing between (u_m, u'_f) and (w_m, w_f) , as r' lies arbitrarily close to (w_m, w_f) . This again contradicts the choice of r . \square

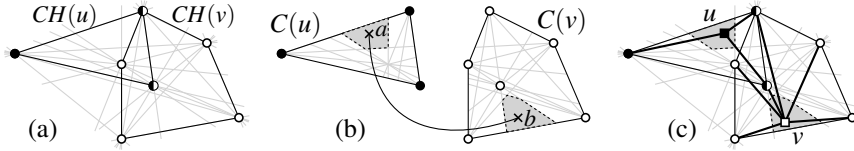


Fig. 2: (a) Line arrangement $\mathcal{A} = \mathcal{A}(V_f)$ with the neighbors $N(u)$ in black and $N(v)$ in white; $CH(u)$ and $CH(v)$ intersect and thus form an edge in G_x . (b) Two clusters $C(u)$ and $C(v)$ of G_c with one exemplary edge between two cell vertices a and b . (c) Placing u inside cell(a) and v inside cell(b) yields a planar drawing of the FM-bigraph (thick edges).

Lemma 1 implies that, the 0-BEND FM-BIGRAPH problem belongs to NP for convex-hull drawings⁷. A non-deterministic algorithm guesses an assignments of the mobile vertices to the $O(n_f^4)$ cells and, since G is planar, checks in $O(n_f^2)$ time whether the corresponding 0-bend drawing is planar (note that $n_m = O(n_f)$). We summarize this observation in the following theorem.

Theorem 4. *The 0-BEND FM-BIGRAPH problem belongs to NP if each mobile vertex must lie in the convex hull of its neighbors.*

Central ingredients to prove that the problem is in fact in P for certain input configurations are the CH intersection graph G_x of G , the cell graph G_c of G , and the skeleton graph G_s of G_c , which we formally define in the following.

The *CH intersection graph* G_x is defined as the intersection graph [26] of the convex hulls $CH(u)$ over all $u \in V_m$.

The *cell graph* G_c is a clustered graph defined as follows; see Fig. 2(b) for an example. Each mobile vertex u is associated with a cluster $C(u)$; the vertices of $C(u)$, called *cell vertices*, are the cells of \mathcal{A} that intersect with $CH(u)$ (and in fact are contained in $CH(u)$). The vertices of G_c are defined by the disjoint union of the vertices of all clusters⁸, that is, $V(G_c) = \uplus_{u \in V_m} C(u)$. For a cell vertex a of G_c , we denote by cell(a) the cell corresponding to a in \mathcal{A} . For a pair of mobile vertices u and v such that $CH(u) \cap CH(v) \neq \emptyset$, a cell vertex $a \in C(u)$ is adjacent to a cell vertex $b \in C(v)$ if and only if placing u in cell(a) and v in cell(b) produces no crossing among the edges incident to u and v ; see Fig. 2(c). Note that G_c has $O(n_f^4 n_m)$ vertices and $O(n_f^8 n_m^2)$ edges. Also, by definition, for each pair of mobile vertices u and v such that $CH(u) \cap CH(v) \neq \emptyset$, u and v can be positioned within their convex hulls without creating edge crossings if and only if there exist two adjacent cell vertices $a \in C(u)$ and $b \in C(v)$ in G_c .

The *skeleton graph* G_s is created by selecting exactly one cell vertex, called a *skeleton vertex*, from each cluster of G_c , such that for every pair of mobile

⁷ We remark that in a preliminary version of [31], it is claimed membership in NP for the partial planarity extension problem [32], which would imply membership in NP also for our problem. That claim, however, lacks a proof in [32] and the author was only able to prove the NP-hardness of the problem in [31] (personal communication).

⁸ Cells in the intersection of two convex hulls correspond to different vertices of G_c .

vertices u and v with $CH(u) \cap CH(v) \neq \emptyset$, the skeleton vertices of $C(u)$ and $C(v)$ are adjacent in G_c . Graph G_s is the subgraph of G_c induced by the skeleton vertices. Note that G_s might not exist. If G_s exists, then it is isomorphic to G_x . The following characterization is an immediate consequence of our definitions.

Lemma 2. *An FM-bigraph $\langle G, \phi \rangle$ admits a planar 0-bend convex-hull drawing if and only if cell graph G_c has a skeleton.*

Proof. A planar 0-bend drawing immediately defines a skeleton. Conversely, if G_c has a skeleton G_s , a planar 0-bend drawing Γ is obtained by placing each $u \in V_m$ in the cell corresponding to the skeleton vertex of $C(u)$ in G_s . Since crossings may only occur between edges incident to mobile vertices u and v such that $CH(u) \cap CH(v) \neq \emptyset$, Γ is planar. \square

The characterization of Lemma 2 allows us to translate the geometric problem of finding a 0-bend convex-hull drawing of an FM-bigraph bigraph $\langle G, \phi \rangle$ to a purely combinatorial problem on a support clustered graph G_c constructed from $\langle G, \phi \rangle$. Unfortunately, however, this combinatorial problem is NP-hard in its general form, as Theorem 6 shows. Nonetheless, we are able to solve it efficiently when G_x is a cactus (Theorem 5), which includes the special cases in which G_x is a cycle or a tree. The next two lemmas are base cases for Theorem 5.

Lemma 3. *Let $\langle G, \phi \rangle$ be an FM-bigraph such that G_x is a path. There exists a polynomial-time algorithm that tests whether $\langle G, \phi \rangle$ has a planar 0-bend convex-hull drawing.*

Proof. By Lemma 2, it is enough to test whether G_c has a skeleton. Let u_1, \dots, u_λ be the mobile vertices in the order their convex hulls appear along path G_x . Call a cell vertex a of $C(u_i)$ *active* if and only if the subgraph of G_c induced by $C(u_1) \cup \dots \cup C(u_i)$ has a skeleton containing a , where $1 \leq i \leq \lambda$. Thus, G_c has a skeleton if and only if there is an active cell vertex in $C(u_\lambda)$. A simple algorithm that tests this condition works as follows. Initially mark all cell vertices of $C(u_1)$ as active, and then *propagate this information forward* to the cell vertices of $C(u_\lambda)$, that is, for each $i = 2, \dots, \lambda$, mark each cell vertex of $C(u_i)$ as active if it has an active neighbor in $C(u_{i-1})$. The time complexity is bounded by the number of vertices and edges in G_c . \square

Lemma 4. *Let $\langle G, \phi \rangle$ be an FM-bigraph such that G_x is a simple cycle. There exists a polynomial-time algorithm that tests whether $\langle G, \phi \rangle$ has a planar 0-bend convex-hull drawing.*

Proof. Let u_1, \dots, u_λ be the mobile vertices in the cyclic order their convex hulls appear along G_x . Our approach is similar to the one of Lemma 3, but now it is not enough to propagate the information about the active vertices only from $C(u_1)$ to $C(u_\lambda)$. Indeed, there might be vertices of $C(u_1)$ that cannot close a cycle with an active vertex of $C(u_\lambda)$.

In the first phase, our refined algorithm starts by marking all cell vertices of $C(u_1)$ as active and then propagates this information forward to $C(u_\lambda)$, as in

the case of a path. However, all cell vertices of a cluster that are not marked as active at the end of this phase are now definitely removed from G_c (along with their incident edges), as they cannot occur in any skeleton. Then, the algorithm cleans all vertex marks and executes a *backward propagation* phase from $C(u_\lambda)$ to $C(u_1)$ (symmetric to the previous one), where all the remaining vertices in $C(u_\lambda)$ are initially marked as active. As before, all vertices that are not marked as active at the end of this phase are definitely removed from G_c . Now, the algorithm removes from $C(u_1)$ all vertices with no neighbor in $C(u_\lambda)$ and from $C(u_\lambda)$ all vertices with no neighbor in $C(u_1)$, as these vertices cannot occur in a skeleton of G_c . Finally, for each pair of adjacent vertices $v \in C(u_1)$ and $w \in C(u_\lambda)$ in G_c , the algorithm checks whether there exists a path π_{vw} from v to w that passes through each $C(u_j)$ exactly once ($j = 1, \dots, \lambda$). If π_{vw} exists, both v and w are marked as *confirmed*. At the end, every vertex in $C(u_1) \cup C(u_\lambda)$ that is not confirmed is removed from G_c , as it cannot occur in a skeleton. Conversely, by construction, every remaining vertex v in $C(u_1)$ has an adjacent vertex $w \in C(u_\lambda)$ such that $\pi_{vw} \cup (v, w)$ is a skeleton (simple cycle) of G_c . Thus the test is positive if and only if $C(u_1)$ is not empty.

It is immediate to see that the whole testing algorithm works in polynomial time in the size of G_c and, if the test is positive, a skeleton of G_c can be easily reconstructed visiting G_c from any vertex $v \in C(u_1)$. \square

We now extend the previous result to the case that G_x is a cactus, which also covers the case of a tree. We recall that a cactus is a connected graph in which any two simple cycles share at most one vertex. A cactus is an outerplanar graph and can always be decomposed into a tree where each node corresponds to either a single vertex or a simple cycle (refer to Fig. 3(a)).

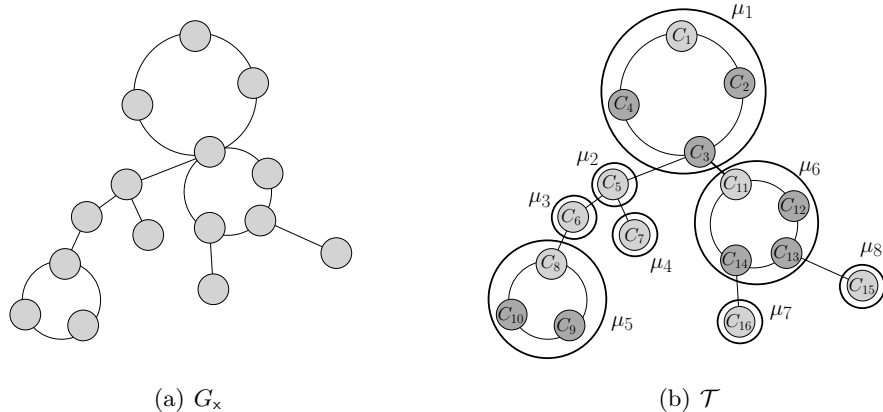


Fig. 3: (a) An intersection graph G_x that is a cactus. (b) The decomposition tree \mathcal{T} of G_x . Clusters C_{11} of μ_6 and C_3 of μ_1 correspond to the same vertex of G_x .

Theorem 5. *Let $\langle G, \phi \rangle$ be an FM-bigraph such that G_x is a cactus. There exists a polynomial-time algorithm that tests whether $\langle G, \phi \rangle$ has a planar 0-bend convex-hull drawing.*

Proof. By Lemmas 3 and 4, the statement holds when G_x is a path or a cycle. In the general case, our testing algorithm decomposes G_x into its tree \mathcal{T} (as in Fig. 3(b)), roots \mathcal{T} at any node, and visits \mathcal{T} bottom-up. More precisely, each vertex of G_x corresponds to a convex hull $CH(u)$ of a mobile vertex u , and it has a one-to-one correspondence with a cluster $C(u)$ of G_c . Thus, each node μ of \mathcal{T} corresponds to either a single cluster of G_c or to a cycle of clusters of G_c . Note that when in G_x two cycles share a vertex (cluster of G_c), we replicate such a vertex in both nodes of \mathcal{T} that correspond to the two cycles. For example, in Fig. 3(b) cluster C_{11} inside μ_6 and cluster C_3 inside μ_1 correspond to the same vertex of G_x . Once the root of \mathcal{T} has been chosen, we define the *anchor* of μ as the cluster that connects μ to its parent node in \mathcal{T} (light-gray in Fig. 3(b)). During the bottom-up visit of \mathcal{T} , two cases are possible when a node μ is visited:

- **μ is a leaf.** If μ contains a single cluster (i.e., its anchor), then all its cell vertices are marked as active; if μ contains a cycle of clusters, then the active cell vertices of its anchor are computed as for $C(u_1)$ in the proof of Lemma 4.
- **μ is an internal node.** Let $\nu_1, \nu_2, \dots, \nu_k$ be the children of μ in \mathcal{T} and denote by C_{q_i} the cluster of μ connected to the anchor of ν_i . Note that C_{q_i} may coincide with some C_{q_j} if $q_i \neq q_j$. Also, the anchor of ν_i and C_{q_i} may correspond to the same vertex of G_x .
 - For each $i = 1, \dots, k$, if the anchor of ν_i differs from C_{q_i} in G_x , remove from C_{q_i} all cell vertices that are not connected to an active cell vertex of the anchor of ν_i in G_c , as they cannot occur in any skeleton of G_c . On the other hand, if the anchor of ν_i and C_{q_i} coincide in G_x , remove from C_{q_i} all vertices of the anchor of ν_i that are not marked as active.
 - Now, if μ contains a single cluster (i.e., its anchor), then all its remaining cell vertices are marked as active; if μ contains a cycle of clusters, then the active cell vertices of its anchor are computed as in Lemma 4. At this point, if the anchor of μ contains no active vertex, the algorithm stops and the instance is rejected, as a skeleton does not exist.

Once the bottom-up visit of \mathcal{T} ends, the test is positive if and only if the anchor of the root node of \mathcal{T} has an active cell vertex w , and in this case one can reconstruct a skeleton of G_c starting from w and visiting \mathcal{T} top-down. In particular, during the top-down visit, for each node μ of \mathcal{T} , any active vertex in the anchor of μ can be arbitrarily selected, as it is connected to the parent node of μ by construction. Also, if μ corresponds to a simple cycle of clusters, the construction of a cycle that connects these clusters is done as in Lemma 4.

Concerning the time complexity, the above algorithm takes polynomial time in the size of G_c . Indeed, the number of clusters that may occur in multiple nodes of \mathcal{T} (i.e., those that are shared by multiple cycles of clusters) is at most the number of cycles in G_x . Therefore, the total number of clusters over all nodes

of \mathcal{T} is linear in the number of clusters of G_c . This also implies that the total number of cell vertices over all clusters of \mathcal{T} is linear in the number of cell vertices in G_c . Finally, each node μ of \mathcal{T} is visited twice (once in the bottom-up visit and once in the top-down visit), and in each visit of μ the algorithm has a running time that is polynomial in the number of cell vertices in the clusters of μ . \square

Finally, we show the following NP-completeness result on a combinatorial generalization of our problem. We re-use the terminology of the 0-BEND FM-BIGRAPH problem to emphasize the analogies.

Theorem 6. *Let $G_x = (\mathcal{C}, \mathcal{E})$ be a graph, where \mathcal{C} is a set of disjoint clusters of cells. Also, let $G_c = (V, E)$ be a graph, where each $v \in V$ is a cell of a cluster $C(v) \in \mathcal{C}$ and $(u, v) \in E$ only if $(C(u), C(v)) \in \mathcal{E}$. It is NP-complete to test if there is a subset $V' \subseteq V$ of skeleton vertices, containing exactly one cell from each cluster in \mathcal{C} such that the induced subgraph $G_c[V']$ is isomorphic to G_x .*

Proof (sketch). The problem is clearly in NP. The hardness proof is by reduction from 3SAT. For a boolean 3SAT formula ψ create a cluster $C(x)$ for each variable x in ψ and a cluster $C(\gamma)$ for each clause γ of ψ . In G_x each clause cluster is adjacent to the three clusters of the variables occurring in the clause. Each variable cluster $C(x)$ consists of two cells in G_c , one for the positive literal x and one for its negation $\neg x$. Also, each clause cluster $C(\gamma)$ contains three cells, one for each literal. Finally, connect each literal cell of a clause λ to the corresponding cell of its variable cluster and to all four cells of the other two variables of γ . It can be seen that ψ has a satisfying truth assignment iff there exists a subset of skeleton vertices in G_c that induces a subgraph isomorphic to G_x . \square

3 1-bend Drawings in the h -Strip Drawing Model

Our model for 1-BEND FM-BIGRAPHS is inspired by the boundary labeling approach [3], where mobile vertices are regarded as labels that must be connected to the fixed vertices. In the boundary labeling model, the fixed vertices are inside a single rectangular region and each label is either to the left or to the right of this region. Our model allows for multiple rectangular regions (corresponding to horizontal strips); each mobile vertex is placed outside of these regions, either below or above each of them. To avoid long edges and make the drawing more readable, edges are not allowed to traverse regions.

More formally, our model is called the *h -strip model* and is defined as follows. Let $\langle G = (V_f, V_m, E), \phi \rangle$ be an FM-bigraph and assume that the vertices of V_f all have distinct x -coordinates (this condition is always achievable by a suitable rotation of the plane). For the sake of simplicity, for a vertex $u \in V_f$, we do not distinguish between u and its fixed position $\phi(u)$. Let $\mathcal{S} = \{S_1, S_2, \dots, S_h\}$ ($h \geq 1$) be a top-to-bottom sequence of (closed) disjoint horizontal strips of the plane that partition V_f , i.e., each S_i has a finite height and infinite width, each vertex of V_f lies in one S_i , and $S_i \cap S_{i+1} = \emptyset$ for $i = 1, \dots, h - 1$. Since the strips are disjoint, there is always a non-empty region of the plane between two

consecutive strips, which does not contain fixed vertices. Also, there are no fixed vertex above S_1 and below S_h . Any point that is not inside a strip is called a *free point*. For a vertex $u \in V_f$, the strip that contains u is called the *strip of u* .

A *1-bend drawing of G within \mathcal{S}* is defined as follows; see Fig. 4: (i) Each vertex $v \in V_m$ is mapped to a distinct free point. (ii) Each edge $e = (u, v)$, with $u \in V_f$ and $v \in V_m$ consists of a segment \overline{vp} from v to a point p on the boundary of the strip of u and of a vertical segment \overline{pu} ; all points of \overline{vp} but p are free points, while \overline{pu} is completely inside the strip of u . (iii) No edge intersects the boundary of a strip twice and no two edges cross in a free point.

Note that in the h -strip model two distinct edges $e_1 = (u, v_1)$ and $e_2 = (u, v_2)$, where $u \in V_f$, share their vertical segments if these segments are incident to u both from below or both from above. This overlap does not create ambiguity and reduces the visual complexity caused by the edges. Figure 4 shows a 1-bend drawing of a bigraph within a given set of three strips (gray regions), with fixed vertices in black. Also note that, if an FM-bigraph G has no 1-bend drawing for a set \mathcal{S} of strips, splitting an element of \mathcal{S} into two strips may lead to a feasible solution; see Fig. 5(a). Conversely, splitting a strip may transform a positive instance into a negative one; see Fig. 5(b). We prove the following.

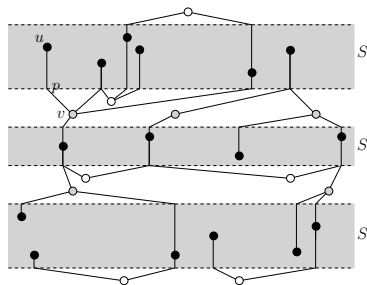


Fig. 4: A 3-strip drawing.

Theorem 7. *Let $\langle G = (V_f, V_m, E), \phi \rangle$ be an n -vertex FM-bigraph and let \mathcal{S} be a set of horizontal strips that partition V_f . There exists an $O(n)$ -time algorithm that tests whether $\langle G, \phi \rangle$ admits a 1-bend drawing within \mathcal{S} .*

Proof (sketch). Call a fixed vertex *black*, a mobile vertex with all neighbors in the same strip *white*, and the remaining vertices *gray*. A gray vertex with neighbors in two consecutive strips must lie between them, while each white vertex can lie either above or below the strip of its neighbors. If a grey vertex has neighbors that are not in two consecutive strips, the instance is immediately rejected.

Let $\mathcal{S} = \{S_1, \dots, S_h\}$ be the sequence of strips. For each strip $S_i \in \mathcal{S}$, let $V_f^i = \{u_1^i, \dots, u_{r_i}^i\}$ be the left-to-right sequence of black vertices inside S_i . Also, let V_m^i be the set of mobile vertices connected to some vertex of V_f^i . Arranging the vertices of V_m^i above or below S_i so to avoid crossings between their incident edges equals to assigning each of them either above or below the half-plane determined by a horizontal line that contains $u_1^i, \dots, u_{r_i}^i$, in this left-to-right order. Hence, testing if a 1-bend drawing within \mathcal{S} exists generalizes testing the existence of a 0-bend drawing when all fixed vertices are collinear. As in Theorem 3, this problem is reduced to testing planarity of a graph G' suitably defined by augmenting G . Namely, for each S_i , add a cycle C_i connecting all edges of V_f^i in their left-to-right order; then, subdivide edge $(u_1^i, u_{r_i}^i)$ of C_i with



Fig. 5: (a) An instance with a single strip and no solution (left); splitting the strip into two strips, the instance becomes feasible (right). (b) A positive instance with a single strip; splitting the strip into two strips, it becomes unfeasible.

three vertices v_1^i, v_2^i, v_3^i , in this order from u_1^i to $u_{r_i}^i$, and call C'_i the subdivision of C_i ; finally, for each $i = 1, \dots, h-1$ and $j = 1, 2, 3$, connect v_j^i to v_j^{i+1} . Graph G' is planar iff it has a planar embedding where C'_i is inside C'_{i+1} ($i \in \{1, \dots, h-1\}$). A mobile vertex w between C'_i and C'_{i+1} corresponds to placing w above S_{i+1} and below S_i . If w is in the outer face of G' then w is below S_h , and if w is inside C'_1 then w is above S_1 . Since the size of G' is linear in the size of G and graph planarity testing is linear-time solvable, the statement holds. \square

The next result immediately follows by iterating the technique in the proof of Theorem 7 over all possible ways of partitioning V_f into h strips.

Corollary 1. *Let $\langle G = (V_f, V_m, E), \phi \rangle$ be an n -vertex FM-bigraph and let $h \in \mathbb{N}^+$ be a constant. There is an $O(|V_f|^{h-1}n)$ -time algorithm that tests if $\langle G, \phi \rangle$ has a 1-bend drawing within \mathcal{S} , for some set \mathcal{S} of h strips that partition V_f .*

4 Conclusions and Open Problems

We introduced FM-bigraphs, showed that the k -BEND FM-BIGRAPH problem is NP-hard in the general case, and gave polynomial-time algorithms for $k \in \{0, 1\}$ in some interesting restricted cases. Several open research questions remain:

Q1. We could solve the 0-BEND FM-BIGRAPH problem for convex-hull drawings if the CH intersection graph is a cactus and show that it is NP-complete in a non-geometric setting. Can we solve the problem for larger classes of convex-hull drawings in polynomial time or extend the NP-completeness to our geometric setting? More generally, for which other layout constraints or sub-families of FM-bigraphs does the k -BEND FM-BIGRAPH problem become tractable?

Q2. Our focus was on proving the existence of polynomial-time algorithms under certain layout constraints, but some of the algorithms have high time complexity. Thus, finding more efficient algorithms is of interest.

Q3. We focused on crossing-free drawings of FM-bigraphs. Relaxing the planarity requirement (e.g., for a given maximum number of permitted crossings per edge) is an interesting variant, as well as, designing heuristics or exact approaches for crossing/bend minimization.

References

1. Badent, M., Di Giacomo, E., Liotta, G.: Drawing colored graphs on colored points. *Theoretical Computer Science* 408(2-3), 129–142 (2008)
2. Barth, L., Gemsa, A., Niedermann, B., Nöllenburg, M.: On the readability of boundary labeling. In: Di Giacomo, E., Lubiw, A. (eds.) *Graph Drawing and Network Visualization (GD'15)*. LNCS, vol. 9411, pp. 515–527. Springer International Publishing (2015)
3. Bekos, M.A., Cornelsen, S., Fink, M., Hong, S., Kaufmann, M., Nöllenburg, M., Rutter, I., Symvonis, A.: Many-to-one boundary labeling with backbones. *Journal of Graph Algorithms and Applications* 19(3), 779–816 (2015)
4. Bekos, M.A., Kaufmann, M., Symvonis, A., Wolff, A.: Boundary labeling: Models and efficient algorithms for rectangular maps. *Computational Geometry* 36(3), 215–236 (2007)
5. Biedl, T.C.: Drawing planar partitions I: LL-drawings and LH-drawings. In: Jannardan, R. (ed.) *Computational Geometry (SoCG'98)*. pp. 287–296. ACM (1998)
6. Biedl, T.C., Kaufmann, M., Mutzel, P.: Drawing planar partitions II: HH-drawings. In: Hromkovic, J., Sýkora, O. (eds.) *Graph-Theoretic Concepts in Computer Science (WG'98)*. LNCS, vol. 1517, pp. 124–136. Springer (1998)
7. Booth, K.S., Lueker, G.S.: Testing for the consecutive ones property, interval graphs, and graph planarity using pq-tree algorithms. *Journal of Computer and System Sciences* 13(3), 335–379 (1976)
8. Brandes, U., Erten, C., Estrella-Balderrama, A., Fowler, J.J., Frati, F., Geyer, M., Gutwenger, C., Hong, S., Kaufmann, M., Kobourov, S.G., Liotta, G., Mutzel, P., Symvonis, A.: Colored simultaneous geometric embeddings and universal pointsets. *Algorithmica* 60(3), 569–592 (2011)
9. Chambers, E.W., Eppstein, D., Goodrich, M.T., Löffler, M.: Drawing graphs in the plane with a prescribed outer face and polynomial area. *Journal of Graph Algorithms and Applications* 16(2), 243–259 (2012)
10. Di Battista, G., Eades, P., Tamassia, R., Tollis, I.G.: *Graph Drawing: Algorithms for the Visualization of Graphs*. Prentice-Hall (1999)
11. Di Giacomo, E., Didimo, W., Liotta, G., Meijer, H., Trotta, F., Wismath, S.K.: k-colored point-set embeddability of outerplanar graphs. *Journal of Graph Algorithms and Applications* 12(1), 29–49 (2008)
12. Di Giacomo, E., Liotta, G., Trotta, F.: Drawing colored graphs with constrained vertex positions and few bends per edge. *Algorithmica* 57(4), 796–818 (2010)
13. Duncan, C.A., Goodrich, M.T., Kobourov, S.G.: Planar drawings of higher-genus graphs. *Journal of Graph Algorithms and Applications* 15(1), 7–32 (2011)
14. Fößmeier, U., Kaufmann, M.: Nice drawings for planar bipartite graphs. In: Bongiovanni, G.C., Bovet, D.P., Di Battista, G. (eds.) *Algorithms and Complexity (CIAC'97)*. LNCS, vol. 1203, pp. 122–134. Springer (1997)
15. Goaoc, X., Kratochvíl, J., Okamoto, Y., Shin, C., Spillner, A., Wolff, A.: Untangling a planar graph. *Discrete & Computational Geometry* 42(4), 542–569 (2009)
16. Halperin, D.: Arrangements. In: Goodman, J.E., O'Rourke, J. (eds.) *Handbook of Discrete and Computational Geometry*, chap. 24, pp. 529–562. CRC Press LLC, Boca Raton, FL (2004)
17. Harary, F.: *Graph Theory*. Addison-Wesley, Reading, MA (1972)
18. Hong, S.H., Nagamochi, H.: Convex drawings of graphs with non-convex boundary constraints. *Discrete Applied Mathematics* 156(12), 2368–2380 (2008)

19. Hopcroft, J.E., Tarjan, R.E.: Efficient planarity testing. *Journal of the ACM* 21(4), 549–568 (1974)
20. Ito, T., Misue, K., Tanaka, J.: Sphere anchored map: A visualization technique for bipartite graphs in 3D. In: Jacko, J.A. (ed.) *Human-Computer Interaction (HCI'09)*. LNCS, vol. 5611, pp. 811–820. Springer (2009)
21. Kaufmann, M., Wagner, D. (eds.): *Drawing Graphs, Methods and Models*, LNCS, vol. 2025. Springer (2001)
22. Kaufmann, M., Wiese, R.: Embedding vertices at points: Few bends suffice for planar graphs. *Journal of Graph Algorithms and Applications* 6(1), 115–129 (2002)
23. Kindermann, P., Niedermann, B., Rutter, I., Schaefer, M., Schulz, A., Wolff, A.: Multi-sided boundary labeling. *Algorithmica* 76(1), 225–258 (2016)
24. Lin, C.: Crossing-free many-to-one boundary labeling with hyperleaders. In: *IEEE Pacific Visualization Symposium PacificVis 2010*, Taipei, Taiwan, March 2-5, 2010. pp. 185–192. IEEE Computer Society (2010)
25. Mchedlidze, T., Nöllenburg, M., Rutter, I.: Extending convex partial drawings of graphs. *Algorithmica* 76(1), 47–67 (2016)
26. McKee, T.A., McMorris, F.R.: *Topics in Intersection Graph Theory*. SIAM Monographs on Discrete Mathematics and Applications (1999)
27. Misue, K.: Anchored map: Graph drawing technique to support network mining. *IEICE Transactions* 91-D(11), 2599–2606 (2008)
28. Misue, K., Zhou, Q.: Drawing semi-bipartite graphs in anchor+matrix style. In: *Information Visualisation (IV'11)*, London, UK, 13-15 July 2011. pp. 26–31. IEEE Computer Society (2011)
29. Neyer, G.: Map labeling with application to graph drawing. In: Kaufmann, M., Wagner, D. (eds.) *Drawing Graphs, Methods and Models*. LNCS, vol. 2025, pp. 247–273. Springer (1999)
30. Pach, J., Wenger, R.: Embedding planar graphs at fixed vertex locations. *Graphs and Combinatorics* 17(4), 717–728 (2001)
31. Patrignani, M.: On extending a partial straight-line drawing. *International Journal of Foundations of Computer Science* 17(5), 1061–1070 (2006)
32. Patrignani, M.: On extending a partial straight-line drawing. In: Healy, P., Nikolov, N.S. (eds.) *Graph Drawing 2005*, LNCS, vol. 3843, pp. 380–385. Springer (2006)
33. Purchase, H.C.: Metrics for graph drawing aesthetics. *Journal of Visual Languages and Computing* 13(5), 501–516 (2002)
34. Purchase, H.C., Carrington, D.A., Allder, J.: Empirical evaluation of aesthetics-based graph layout. *Empirical Software Engineering* 7(3), 233–255 (2002)
35. Tamassia, R. (ed.): *Handbook on Graph Drawing and Visualization*. Chapman and Hall/CRC (2013)
36. Tamassia, R., Liotta, G.: Graph drawing. In: Goodman, J.E., O'Rourke, J. (eds.) *Handbook of Discrete and Computational Geometry, Second Edition.*, pp. 1163–1185. Chapman and Hall/CRC (2004)
37. Tutte, W.T.: How to draw a graph. *Proceedings of the London Mathematical Society* 13(3), 743–768 (1963)
38. Wolff, A., Strijk, T.: The map-labeling bibliography (1996), URL: <http://i11www.ira.uka.de/map-labeling/bibliography>.

Appendix

Theorem 3. *Let $\langle G = (V_f, V_m, E), \phi \rangle$ be an n -vertex FM-bigraph such that all vertices of V_f are collinear. There exists an $O(n)$ -time algorithm that tests whether $\langle G, \phi \rangle$ admits a planar 0-bend drawing.*

Proof. Assume w.l.o.g. that all vertices of V_f lie on a horizontal line ℓ . In any planar 0-bend drawing of $\langle G, \phi \rangle$, we can assume that every vertex $w \in V_m$ is either above or below ℓ . Indeed, if w lies on ℓ then w has degree either one or two, and in this last case it is incident to two consecutive vertices of V_f along ℓ . We can always slightly move w above or below ℓ without changing the planar embedding of the drawing. Hence, deciding whether $\langle G, \phi \rangle$ has a planar 0-bend drawing is equivalent to deciding whether there exists an assignment of each mobile vertex to one of the two half planes determined by ℓ that avoids edge crossings. This problem coincides with testing the planarity of a graph G' obtained by augmenting G with a cycle that connects all fixed vertices in the order they appear along ℓ : A vertex inside (outside of) the cycle corresponds to a vertex above (below) ℓ . Since the size of G' is linear in the size of G and since the graph planarity testing problem is linear-time solvable [7, 19], the statement follows. \square

Theorem 6. *Let $G_x = (C, \mathcal{E})$ be a graph, where C is a set of disjoint clusters of cells. Also, let $G_c = (V, E)$ be a graph, where each $v \in V$ is a cell of a cluster $C(v) \in C$ and $(u, v) \in E$ only if $(C(u), C(v)) \in \mathcal{E}$. It is NP-complete to test if there is a subset $V' \subseteq V$ of skeleton vertices, containing exactly one cell from each cluster in C such that the induced subgraph $G_c[V']$ is isomorphic to G_x .*

Proof. The problem is clearly in NP. The proof of the hardness is by reduction from 3SAT. For a boolean 3SAT formula ψ create a cluster $C(x)$ for each variable x in ψ and a cluster $C(\gamma)$ for each clause γ of ψ . In G_x each clause cluster is adjacent to the three clusters of the variables occurring in the clause. Each variable cluster $C(x)$ consists of two cells in G_c , one for the positive literal x and one for its negation $\neg x$. Also, each clause cluster $C(\gamma)$ contains three cells, one for each literal. Finally, connect each literal cell of a clause λ to the corresponding cell of its variable cluster and to all four cells of the other two variables of γ .

We now show that ψ has a satisfying truth assignment iff there exists a subset of skeleton vertices in G_c that induces a subgraph isomorphic to G_x . Assume that we know a satisfying variable assignment of ψ . We select the “true” cells of the variable clusters and one satisfied literal of each clause. The induced subgraph of this set of cells is isomorphic to G_x as the satisfied literal cell of each clause γ covers all three edges of $C(\gamma)$ to its three adjacent variable clusters. Conversely, if we have a subset of skeleton vertices of G_c that induce a subgraph isomorphic to G_c , then setting the literals of the set of selected literal cells to *true* satisfies ψ . Otherwise, in an unsatisfied clause, none of the three clause cells would connect to the selected cells of all three adjacent variable clusters, which contradicts the skeleton property. \square

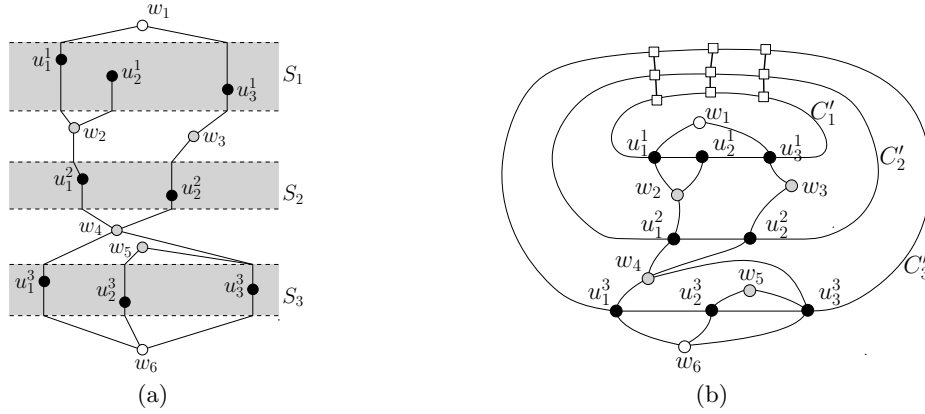


Fig. 6: Illustration for the proof of Theorem 7: (a) A planar 1-bend drawing in the strip model; (b) The corresponding planar embedding of the graph G' .

Theorem 7. *Let $(G = (V_f, V_m, E), \phi)$ be an n -vertex FM-bigraph and let \mathcal{S} be a set of horizontal strips that partition V_f . There exists an $O(n)$ -time algorithm that tests whether (G, ϕ) admits a 1-bend drawing within \mathcal{S} .*

Proof. Call *black* a fixed vertex, *white* a mobile vertex with all neighbors in the same strip, and *gray* the remaining vertices. A gray vertex with neighbors in two consecutive strips must lie between them, while each white vertex can lie either above or below the strip of its (black) neighbors. If a grey vertex has neighbors that are not in two consecutive strips, the instance is immediately rejected.

Let $\mathcal{S} = \{S_1, \dots, S_h\}$ be the sequence of strips. For each strip $S_i \in \mathcal{S}$, let $V_f^i = \{u_1^i, \dots, u_{r_i}^i\}$ be the left-to-right sequence of black vertices inside S_i . Also, let V_m^i be the set of mobile vertices connected to some vertex of V_f^i . Arranging the vertices of V_m^i above or below S_i so to avoid crossings between their incident edges equals to assigning each of them either above or below the half-plane determined by a horizontal line that contains $u_1^i, \dots, u_{r_i}^i$, in this left-to-right order. Hence, testing if a 1-bend drawing within \mathcal{S} exists generalizes testing the existence of a 0-bend drawing when all fixed vertices are collinear. As in Theorem 3, this problem is reduced to testing planarity of a graph G' suitably defined by augmenting G . Namely, for each S_i , add a cycle C_i connecting all edges of V_f^i in their left-to-right order; then, subdivide edge $(u_1^i, u_{r_i}^i)$ of C_i with three dummy vertices v_1^i, v_2^i, v_3^i , in this order from u_1^i to $u_{r_i}^i$, and call C_i' the subdivision of C_i ; finally, for each $i = 1, \dots, h - 1$ and $j = 1, 2, 3$, connect v_j^i to v_j^{i+1} . See Fig. 6 for an illustration; in the figure, the dummy vertices v_j^i are represented by small squares.

Denote by G'' the graph obtained from G' by removing all mobile vertices. It is immediate to see that G' is planar if and only if it has a planar embedding such that C_h' coincides with the external face of G'' . In such an embedding for G' , the edges (v_j^i, v_j^{i+1}) force all cycles to be nested in such a way that C_i' is inside

C'_{i+1} ($i \in \{1, \dots, h-1\}$). A mobile vertex w between C'_i and C'_{i+1} corresponds to placing w above S_{i+1} and below S_i . If w is in the outer face of G' then w is below S_h , and if w is inside C'_1 then w is above S_1 . Since the size of G' is linear in the size of G and graph planarity testing is linear-time solvable, the statement holds. \square