

Towards combinatorial modeling of wireless technology generations

Mark Sh. Levin ^{a *}

^aInst. for Information Transmission Problems, Russian Academy of Sciences
19 Bolshoj Karetny Lane, Moscow 127051, Russia

The paper addresses the following problems: (1) a brief survey on wireless mobile communication technologies including evolution, history evolution (e.g., chain of system generations 0G, 1G, 2G, 3G, 4G, 5G, 6G, 7G); (2) using a hierarchical structural modular approach to the generations of the wireless communication systems (i.e., hierarchical combinatorial modeling of the communication technologies), (3) illustrative usage of two-stage combinatorial approach to improvement/forecasting of the communication technology (a version of 5G) (on the basis of multiple choice problem). Numerical examples illustrate the suggested combinatorial approach.

Keywords: wireless communication, system generations, hierarchical structure, modular system, improvement, combinatorial optimization

Contents

1	Introduction	2
2	Generations of wireless communication systems	5
3	Hierarchical structural models in communications	6
3.1	Examples of hierarchical multi-layer network architecture	6
3.2	General hierarchical structural models of communication technology	9
4	Illustrative example of two-stage system improvement	12
5	Conclusion	15
6	Acknowledgments	15

*E-mail address: mslevin@acm.org

1. Introduction

Recently, in many engineering domains several technology generations are under study, design and forecasting processes. Some examples of applied system generations are pointed out in Table 1. As a result, special methods have to be suggested and used for the modeling the system generations changes/evolution and system forecasting.

Table 1. Examples of technology generations

No.	Domain	Generations	Some source(s)
1.	Fighter aircraft	1, 2, 3, 4, 4 ⁺ , 4 ⁺⁺ , 5, 6	[21,44,123]
2.	Partiot air and missile defense systems (USA)	Patriot, Patriot PAC-2, Patriot PAC-3	[6,45,111,113]
3.	Anti-aircraft weapon systems (Russia)	S75, S125, S200, S300, S400, S500	[6,10,29]
4.	Anti-aircraft weapon systems for ground forces (Russia)	“Krug”, S300V, S300VM, S300V4	[6,10,29]
5.	Standard for multimedia information transmission	MPEG, MPEG-2, MPEG 4	[75,78]
6.	Wireless mobile communication	0G, 1G, 2G, 3G, 4G, 5G, 6G, 7G	[12,30,35,38,47] [88,112,115,130]

In recent years, many research studies are targeted to issues of history and evolution of networking, challenges and forecasting in communications (including network architecture, network functions, network topology, etc.) (Table 2).

Table 2. Studies of wireless communication systems: evolution, history evolution, forecasting

No.	Study	Source(s)
1.	Modeling of topology evolutions and implication on proactive routing overhead in MANETs	[129]
2.	Survey on generations of mobile wireless technology	[13]
3.	Evolution: 2G, 3G, 4G; challenges in the migration to 4G mobile systems	[48]
4.	Technological changes in the innovation system towards 4G mobile service (including evolution: 1G, 2G, 3G, 4G)	[119]
5.	Evolution to 4G cellular systems (LTE-Advanced)	[5]
6.	Comparative study of 3G and 4G in mobile technology	[62]
7.	Evolution of wireless communication (1G, 2G, 3G, 4G, 5G; shift toward green communication)	[1]
8.	Evolution of mobile wireless communication networks (1G, 2G, 3G, 4G, 5G)	[20,102,112]
9.	Comprehensive study about evolution of different mobile generation technologies (0G to 5G mobile technology: survey)	[88]
10.	Comparative studies on 3G, 4G and 5G wireless technology	[30]
11.	5G on the horizon: key challenges for the radio-access network	[27]
12.	Radio access network evolution	[127]
13.	Study of next generation wireless network 6G	[115]
14.	Upcoming technologies: 5G and 6G	[38]
15.	Future of wireless technology 6G & 7G	[55]
16.	Challenges and opportunities for next generation of mobile networks	[22,41,43]
17.	Challenges and evolution of next generations wireless communication	[130]
18.	Combinatorial approach for modular system evolution:	[66,67,71,75]
18.1.	Combinatorial evolution of MPEG-like standard for multimedia information	[75,78]
18.2.	Combinatorial evolution and forecasting of communication protocol ZigBee	[75,79,80]
18.3.	Combinatorial evolution and forecasting of requirements to network topology	[76]
19.	Historical evolution of software defined networking (SDN), its architecture	[59,117]
20.	Intellectual history of programmable networks (SDN)	[31,98]
21.	History and challenges in network function virtualization	[23,91,127]

In general (from the viewpoint of innovation processes), the following four classes of the impacts of new technologies in communications can be considered [2,15,69,73,75]:

1. Local evolutions/modifications (minor changes, e.g., new coding, signaling support for a higher number of antennas): *1.1.* at the node level, *1.2.* at the architectural level.

2. Component changes: disruptive changes in the design of a class of network nodes (e.g., new waveform).

3. Architectural changes (disruptive changes in the system architecture): *3.1.* changes of nodes/node functions (e.g., new types of nodes or new functions in existing ones), *3.2.* changes of system architecture (e.g., system topology), *3.3.* system extension (e.g., addition of a new system part).

4. Radical changes: disruptive changes that have an impact at both the node and the architecture levels.

Tables 3 and Table 4 contain improvement technological directions in wireless mobile systems.

Table 3. Improvement technological directions in wireless mobile systems, part I

No.	Technological direction	Source(s)
I.	Development directions in 5G (movement from 4G to 5G):	[84,122]
1.1.	New radio-interfaces, methods for sending and receiving:	
1.1.1.	new methods of frequency modulation	
1.1.2.	coordination of pomeh based on prospective receiver methods	
1.2.	New network architecture:	
1.2.1.	building of small sots (one point - one user)	
1.2.2.	central architecture:	
	(a) cloud radio-access networks (RAN) based on SDR and coordinated central controllers,	
	(b) cloud basic networks CN based on SDN	
1.2.3.	multidimensional antennas MIMO	
1.2.4.	evolution technologies MIMO: MIMO active/3D antennas	
1.2.5.	physical division of traffic and control between layers of control and information transmission	
1.3.	New principles and conditions of spectrum usage:	
1.3.1.	usage of new frequency bandwidth (since 6 to 60 GHz)	
1.3.2.	flexible common usage of frequency resources	
1.4.	Smart and adaptive communication networks:	
1.4.1.	usage of mobile applications with their optimization for decreasing the cost of radio-access	
1.4.2.	allocation and management of resources in heterogeneous networks	
1.4.3.	inter-network joint work for different radio-access technologies	
1.4.4.	self-adaptation and self-optimization networks	
II.	Disruptive technology directions for 5G:	[15]
2.1.	Device-centric architectures	
2.2.	Millimeter wave (mmWave)	
2.3.	Massive-MIMO	
2.4.	Smarter devices	
2.5.	Native support for Machine-to-Machine (M2M) communication	
III.	5G technology advantages:	[53]
3.1.	<i>Category 1</i> (real time performance): fast response time, low jitter, latency and delay, and high availability.	
3.2.	<i>Category 2</i> (critical infrastructure): high reliability, priority access, very wide area coverage.	
3.3.	<i>Category 3</i> (very high speed broadband): Gigabit data rates, high quality coverage, multispectrum service.	
3.4.	<i>Category 4</i> (IoT, M2M): more connected devices, deep indoor coverage, signaling efficiency.	
3.5.	<i>Category 5</i> (virtualized infrastructure): Software defined network, scalable, low-cost systems.	

Table 4. Improvement technological directions in wireless mobile systems, part II

No.	Technological direction	Source(s)
IV.	Advantages of 5G as future preferred network:	[30]
4.1.	User personalization (high data transfer rates, access to large repository of data and services, flexibility)	
4.2.	Terminal and network heterogeneity (different types of access networks, e.g., WiMAX, WiFi, UMTS)	
4.3.	High performance (wireless download speeds)	
4.4.	Interoperability (unified global standard, global mobility and service portability, i.e., different services from different service providers)	
4.5.	Intelligent networking (hybrid networks utilizing both the Wireless LAN concept and WAN design, ubiquitous network coverage to users at high speed)	
4.6.	Network convergence (convergence with both devices and services)	
4.7.	Lower power consumption	
V.	Seven technical directions/advantages aiming at augmentation of the wireless worlds intelligence:	[27]
5.1.	RAT evolution,	
5.2.	cell shrinking,	
5.3.	composite wireless infrastructure,	
5.4.	heterogeneous networks,	
5.5.	flexible spectrum management,	
5.6.	exploiting cloud concept,	
5.7.	introduction to intelligence	
VI.	Basic advantages of 6G technology:	[38,43,55] [115,130]
6.1.	Ultra fast access of Internet	
6.2.	Data rate - up to 10-11 Gbps	
6.3.	Home automation and related applications	
6.4.	Smart homes, smart cities, smart villages	
6.5.	Home based ATM systems	
6.6.	Satellite to satellite communication	

Traditionally, studies of change/improvement/evolution for applied technical systems are based on engineering analysis of existing technologies and basic trends for future systems improvements. Recently, an approach of combinatorial modeling for evolution and forecasting of modular systems has been suggested by the author [65,66,67,68,71,75,76]. This combinatorial approach is based on the following: (i) hierarchical modular presentation (as tree-based morphological structure with alternatives for leaf vertices) of the examined system, (ii) analysis of system changes or change items/operations (e.g., between neighbor system generations), (iii) assessment of the system changes (change items/operations) upon criteria (e.g., cost, prospective utilities); (iv) modeling of the system improvement/forecasting process as combinatorial optimization problems: (a) multicriteria selection of the best change items, (b) selection of the best change items while taking into account the total resource requirement for the selected items (knapsack-like models); (c) selection of the best change items while taking into account the compatibility among the selected items (morphological clique problem). Note, special mathematical studies of discrete processes in evolution based on trees with application to phylogeny (including trees, metric on tree spaces, composition and decomposition of trees, compatibility of trees) are contained in [118].

This article focuses on using the above-mentioned author combinatorial approach to generations of wireless mobile communication systems (system modeling and changes). The described numerical illustrative examples (for generations of mobile communication system, for the system improvement process) can be used as a basis for the future modular system analysis (i.e., improvement, forecasting).

2. Generations of wireless communication systems

In recent years, several special research projects have paid attention to evolution of wireless communication systems (e.g., [13,30,35,48,52,61,88,112,115,119,130]). Evolution of wireless communications is based of communication standard generations. Basic evolution chain of wireless technology generations is presented in Fig. 1, a network-like evolution process is depicted in Fig. 2.

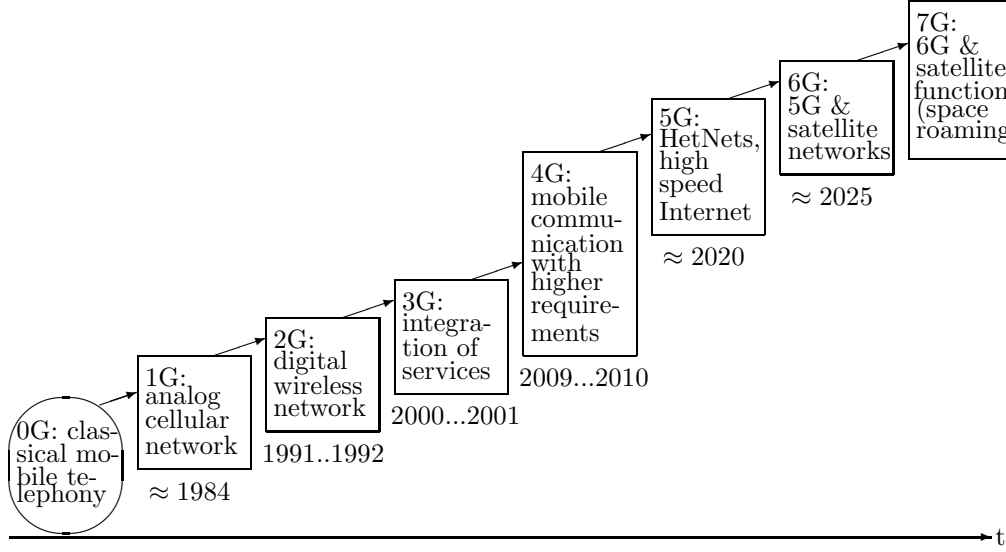


Fig. 1. Basic evolution chain of wireless technology generations

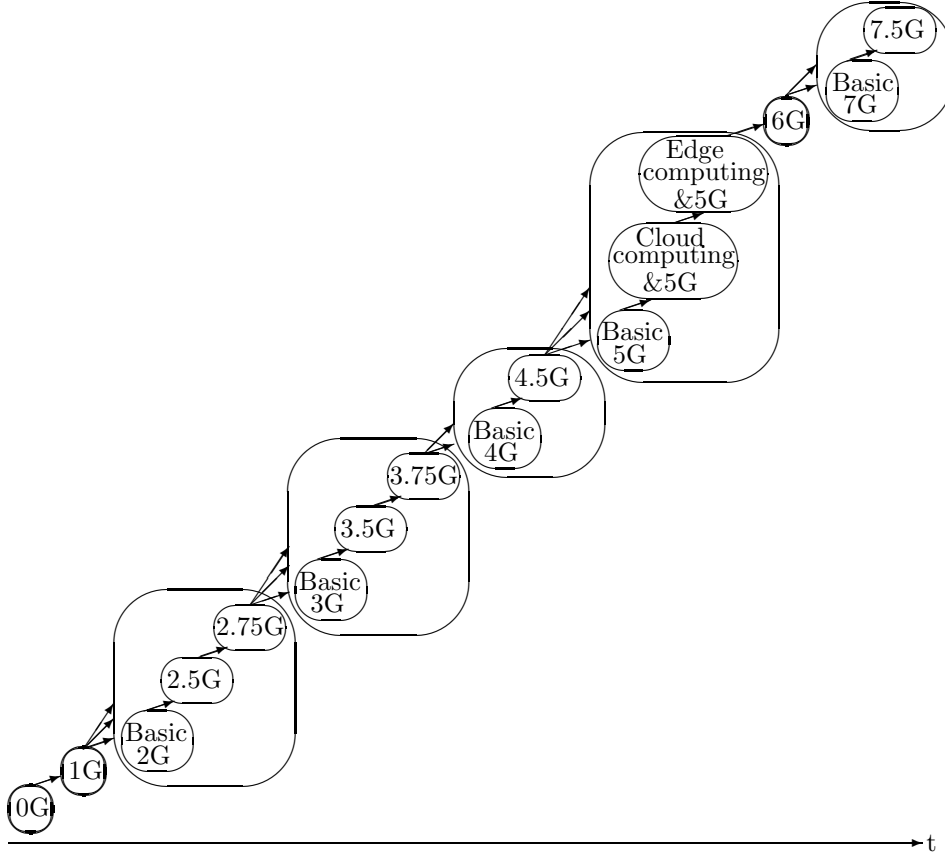


Fig. 2. Simplified evolution network of wireless technology generations

Table 5 contains descriptions of the generations: $0G \rightarrow 1G \rightarrow 2G \rightarrow 3G \rightarrow 4G \rightarrow 5G \rightarrow 6G \rightarrow 7G$.

Table 5. Generations of wireless mobile communication

No.	Generation	Brief description, features/attributes	Source(s)
0.	0G technology (classical mobile telephony systems)	(1) PTT (Push to Talk), (2) MTS (Mobile telephone system), (3) IMTS (Improved Mob. telephone system), (4) AMTS (Adv. Mob. telephone system), etc.	[13,60]
1.	1G technology (cellphones, analog wireless)	AMPS (Analog Mobile Phone System) FDMA (Frequency Division Multiple Access)	[13,38,112]
2.	2G technology (digital wireless, GPRS, EDGE)	GSM standard (circuit switched domain): (a) TDMA (Time Division Multiple Access), (b) CDMA (Code Division Multiple Access) Packet switched domain: (a) WAP, (b) MMS, (c) SMS Extended version of GSM	[13,38,93]
2.1.	Basic 2G		[112] [13,38,77,81] [87,93,107]
2.2.	2.5G GPRS (General Packet Radio Service)		[13,38]
2.3.	2.75G EDGE (Enhanced Data rates for GSM Evolution)		[13]
3.	3G technology (Broad Band, IP Tech):	Enhancements (over 2.5G): (1) enhancement of audio and video streaming, (2) several times higher data speed, (3) video-conferencing support, (4) Web and WAP browsing at higher speed, (5) IPTV (TV through the Internet) support.	[13,24,38,46] [62,112]
3.1.	Basic 3G	Versions: (1) W-CDMA, (2) GSM-EDGE, (3) UMTS, (4) DECT, (5) WiMAX, (6) CDMA 2000.	[13,38,46]
3.2.	3.5G-HSDPA (High-Speed Downlink Packet Access), W-CDMA	For higher data transfer speed, implementations: AMC, MIMO, HARQ	[13,38,103]
3.3.	3.75G-HSUPA (High-Speed Uplink Packet Access), UMTS/WCDMA uplink evolution	Enhancements: P2P data applications (e.g., mobile e-mail, real-time P2P games), faster downloading Internet service, etc.	[13,61]
4.	4G technology:	More bandwidth&services offers; technologies: BDMA (Band Division Multiple Access), CDMA; services: MMS, entertainment services; Digital television in high definition, etc. Frequency bandwidth 1800 MHz 2100 MHz, mobile Internet speed 100 Mbit/sec	[13,18,19]
4.1.	Basic 4G (LTE, WiMAX, WiFi) (enhanced WiMAX, 802.16, 3GPP, 3GPP2) (Internet), service dynamic access		[33,38,40,48] [56,61,62] [100,112]
4.2.	4.5G (LTE Advanced Pro) (4 ⁺ G)		[5,33,34]
5.	5G technologies:	New mobile revolution (high speed access) (cell phones with very high bandwidth) Services: OWA, OTP, Multimedia, entertainment, radio broadcasting, Digital Television, etc.	[1,4,7,8,11,13,14,15,16] [22,26,27,28,36,37,38] [42,49,50,52,57,58] [84,85,88,90,92,94] [97,99,101,104,105] [108,112,114,116] [121,125,126,133] [9,51,54,64,131] [3,86,95,110,124]
5.1.	Basic 5G technologies (IPv4): WLAN, 802.16 (WMAN), WPAN (Internet), LTE-E (Long-Term Evolution-Enhanced), Heterogeneous networks (HetNet), asynchronous HetNet scenario		
5.2.	Mob. cloud computing &5G		
5.3.	Mob. edge computing (MEC)&5G	3-tier heterogeneous MEC system	
6.	6G technology: 5G technology & satellite networks (telecommunication, Earth imaging, navigation)	Air-fiber technology, superfast broadband, etc.	[38,55,115]
7.	7G technology: 6G technology & satellite communication functions	Satellite functions for mobile communication (space roaming)	[55]

3. Hierarchical structural models in communications

3.1. Examples of hierarchical multi-layer network architecture

Evidently, contemporary networks have multi-layer architecture/structure (i.e., functional/operational description, topology) [25,32,63,70,75,96,109,120]. From the “engineering” viewpoint, the following hier-

archical layers can be considered [70,75,96,120] (Fig. 3):

1. Backbone network.
2. Set of regional network clusters as interconnected network segments including the following: (a) additional centers (ie., hubs), (b) cross-connections, and (c) bridges.
3. Access network/network segment (cluster): (e.g., bi-connected topology, about 20 nodes).
4. Distributed network: a simple hard topology (e.g., bus, star, tree, ring).
5. Layer of end-users (clients).

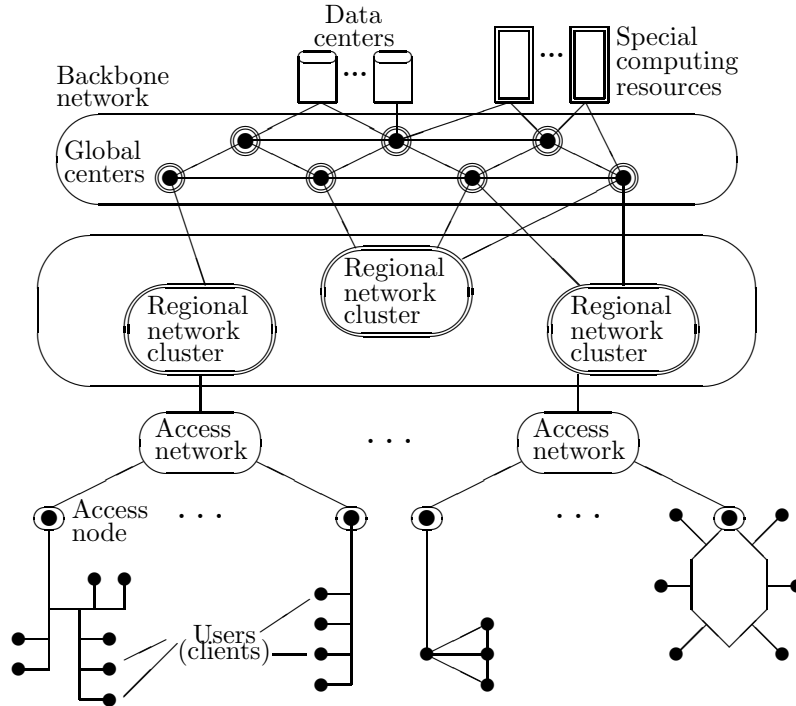


Fig. 3. Example of multi-layer communication network

A three-layer network topology based on central hub subnetwork is depicted in Fig. 4: (1) layer of terminal nodes (clients/end users), (2) layer of hubs and/or composite hubs, and (3) layer of subnetwork of central hubs.

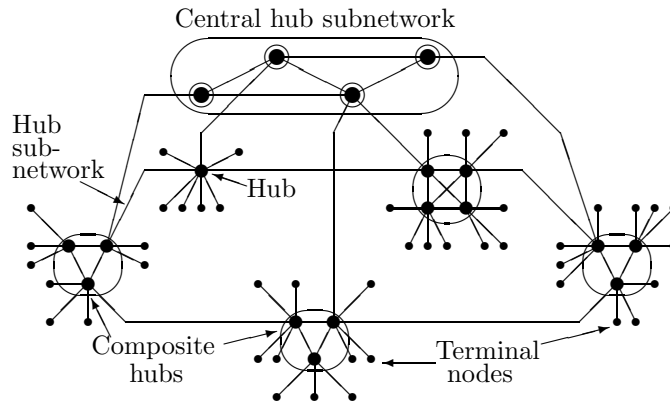


Fig. 4. Three-layer network architecture

An illustrative scheme of functional multi-layer architecture for 5G system is depicted in Fig. 5 [82].

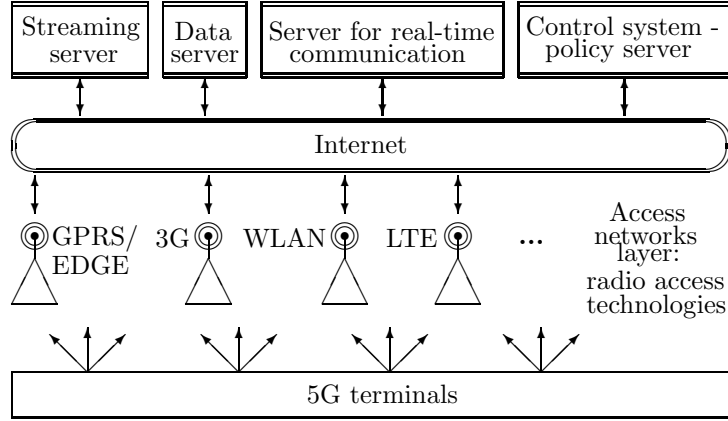


Fig. 5. Functional architecture of 5G system

Table 6 contains a description of hierarchical six-layer architecture of space information networks (SINs) [39,83,106,132].

Table 6. Hierarchy of space information networks (SINs) [39,83,106,132]

No.	Layer	Networks/Systems
I.	Satellite layers:	GEO backbone networks: (i) distributed satellite clusters DSCs, (ii) service enhanced satellite networks, (iii) navigation satellites 'Central network hubs'
1.1.	Geostationary orbits (high 36 000 km) (geostationary satellites)	
1.2.	Medium earth orbits (high 30 000 km) (medium orbit satellites)	
1.3.	Low earth orbits (low-orbit satellites)	
II.	Near space (600 km)	'Hubs' for lower-level networks deep-space explorers (1) high attitude platform networks (HAPs), (2) near-earth orbit earth observation satellites
III.	Stratospheric layer (20 km):	stratospheric airships network
IV.	Air (e.g., airplanes) (10 km)	airplanes based networks
V.	Low-attitude terminals (e.g., balloons) (< 1000 m)	balloon networks
VI.	Ground systems and nodes (0 km)	Systems: (a) operation and control networks, (b) access networks, (c) ground information grid networks, (d) information processing centers, (e) air traffic control centers, (f) community region networks, (g) ground users.

3.2. General hierarchical structural models of communication technology

Generally, seven-layer Open System Interconnection model (OSI model) is considered as a basic conceptual model for telecommunication and computer systems [89,134]:

Layer 1. Physical layer (L^1): *Protocol data unit*: Bit. *Functions*: Transmission and reception of raw bit streams over a physical medium.

Layer 2. Data link layer (L^2): *Protocol data unit*: Frame. *Functions*: Reliable transmission of data streams between two nodes connected by a physical layer.

Layer 3. Network layer (L^3): *Protocol data unit*: Packet. *Functions*: Structuring and managing a multi-node network, including addressing, routing, and traffic control.

Layer 4. Transport layer (L^4): *Protocol data unit*: Segment, Datagram. *Functions*: Reliable transmission of data segments between points on a network (including segmentation, acknowledgement and multiplexing).

Layer 5. Session layer (L^5): *Protocol data unit*: Data. *Functions*: Managing communication sessions (i.e., controlling the dialogs (connections) between computers; exchange of information between two nodes).

Layer 6. Presentation layer (L^6): *Protocol data unit*: Data. *Functions*: Translation of data between a networking service and an application.

Layer 7. Application layer (L^7): *Protocol data unit*: Data. *Functions*: resource charing, remote access file access, etc.

Thus, the structure of the communication system S can be presented as the corresponding seven-part morphological hierarchy (Fig. 6), where for each layer $\kappa = \overline{1, 7}$ alternative implementation versions are: $L_1^\kappa, \dots, L_{\iota_\kappa}^\kappa, \dots, L_{q_\kappa}^\kappa$.

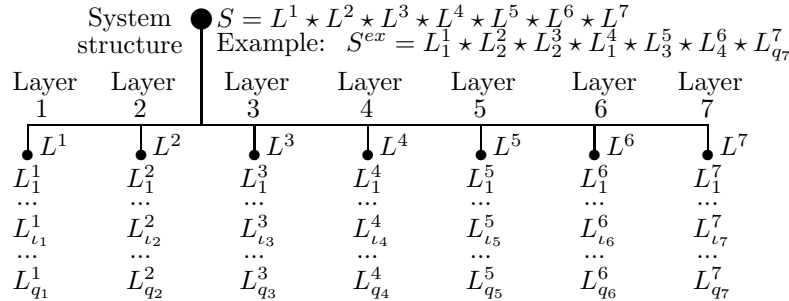


Fig. 6. Seven layer based structure of communication system

Another hierarchical internetworking model for enterprise networks (a three-layer model for network design) has been proposed by Cisco [109] (Fig. 7):

1. **Access layer**: connecting client nodes (e.g., workstations) to the network.
2. **Distribution layer** (work group layer): management of routing, filtering, and QoS policies, management of individual branch-office WAN connections.
3. **Core layer** (core network): high-speed, highly redundant forwarding services to move packets between distribution-layer devices in different regions of the network (core network devices manage the highest-speed connections).

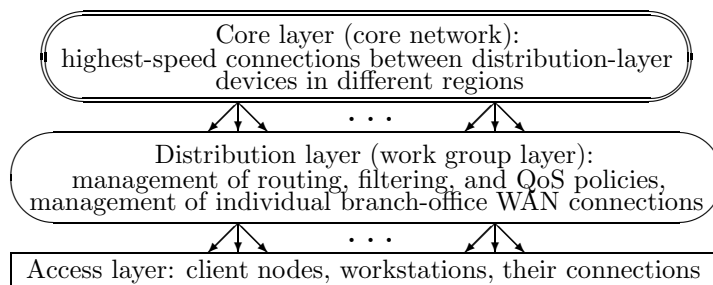


Fig. 7. Three-layer model for enterprise network

For example, the following simplified morphological hierarchical structure can be considered (Fig. 8):

0. System $S = A \star D \star C$:

1. Access layer $A = E \star T$: 1.1. client nodes E , 1.2. connections T .

2. Distribution layer $D = M \star B$:

2.1. Management $M = R \star F \star Q$: 2.1.1 routing R , 2.1.2. filtering F , 2.1.3. QoS policies Q .

2.2. Branch-office WAN connections B .

3. Core layer (core network) $C = H \star K$:

3.1. highest-speed connections between distribution-layer devices H ,

3.2. core network topology K .

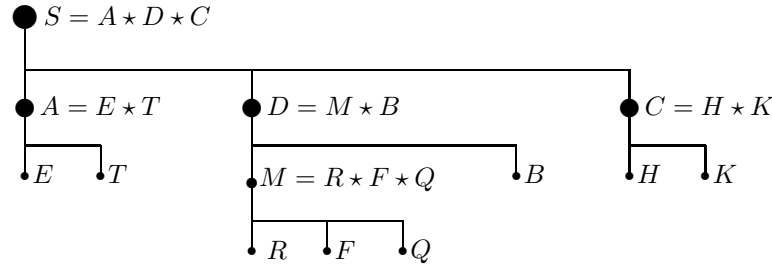


Fig. 8. Structure of three-layer model for enterprise network

In recent years, the following multi-part structure of wireless mobile technologies is examined (simplified version) [12,30,35,38,47,88,112,115,130] (Fig. 9):




Fig. 9. Structure of wireless mobile system generations

0. Wireless mobile system $S = P^1 \star P^2 \star P^3 \star P^4 \star P^5 \star P^6 \star P^7 \star P^8$:

1. Part 1 (definition/technology) P^1 : analog cellular technology P_1^1 , digital cellular technology (digital narrow band circuit data) P_2^1 , packet data P_3^1 , digital broadband packet data & IP technology P_4^1 , all IP very high throughput P_5^1 , flat IP network $P_6^1 = P_4^1 \& P_5^1$.

2. Part 2 (data bandwidth/throughput speed/data rates) P^2 : 2 kbps P_1^2 , 64 kbps P_2^2 , 400 kbps to 30 Mbps P_3^2 , 3-5 Mbps, 100 Mbps (Wifi) P_4^2 , 200 mbps to 1 Gbps P_5^2 . approx 20 Gbps P_6^2 .

3. Part 3 (service) P^3 : mobile telephony (voice) P_1^3 , digital voice P_2^3 , SMS P_3^3 , higher capacity packetized data P_4^3 , digital voice & SMS & higher capacity packetized data $P_5^3 = P_2^3 \& P_3^3 \& P_4^3$, integrated high quality audio, video and data P_6^3 , dynamic information access, wearable devices P_7^3 , AI capability P_8^3 , dynamic information access, wearable devices & AI capability $P_9^3 = P_7^3 \& P_8^3$.

4. Part 4 (multiplexing/access technology) P^4 : FDMA P_1^4 , TDMA P_2^4 , CDMA P_3^4 , TDMA & CDMA $P_4^4 = P_2^4 \& P_3^4$, OFDMA P_5^3 , LAS-CDMA P_6^3 , OFDMA & LAS-CDMA $P_7^3 = P_5^3 \& P_6^3$.
5. Part 5 (switching) P^5 : circuit P_1^5 , packet P_2^5 , circuit&packet $P_3^5 = P_1^5 \& P_2^5$, all packet P_4^5 .
6. Part 6 (core network) P^6 : PSTN P_1^6 , GSM P_2^6 , PSTN & GSM $P_3^6 = P_1^6 \& P_2^6$, packet N/W P_4^6 , Internet P_5^6 , packet N/W & Internet $P_6^6 = P_4^6 \& P_5^6$, satellite network P_7^6 , packet N/W & Internet & satellite network $P_8^6 = P_4^6 \& P_5^6 \& P_7^6$.
7. Part 7 (handover) P^7 : horizontal P_1^7 , vertical P_2^7 , horizontal & vertical $P_3^7 = P_1^7 \& P_2^7$.
8. Part 8 (satellite functions) P^8 : none P_1^8 , satellite roaming P_2^8 .

In this paper, the following hierarchical structure of wireless mobile technologies is suggested (simplified version) (Fig. 10):

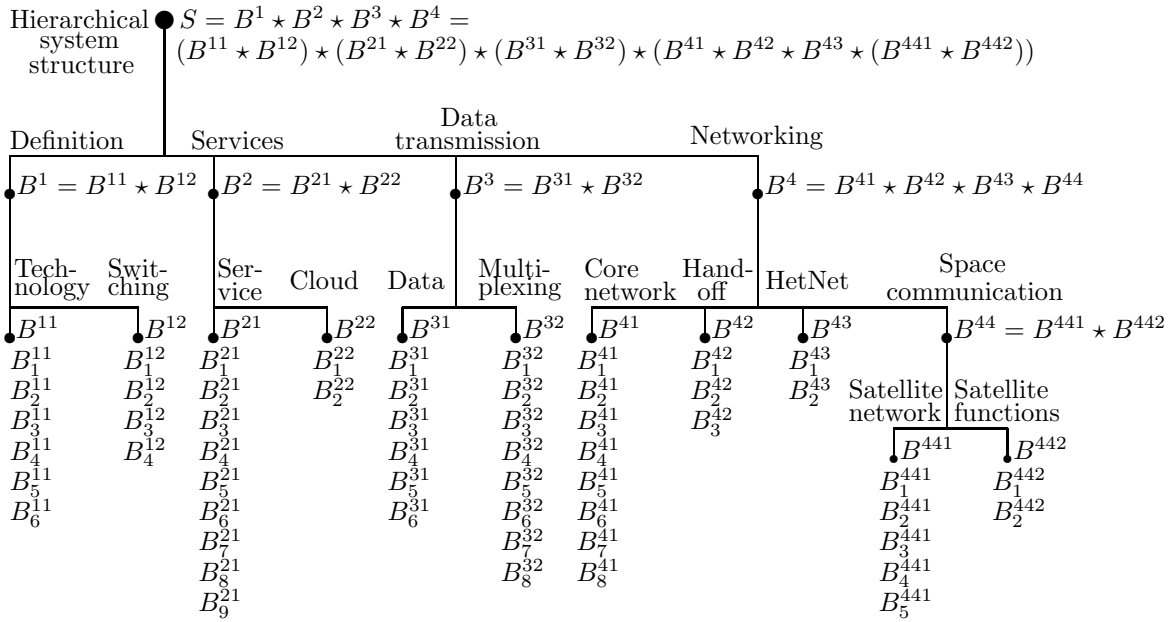


Fig. 10. Hierarchical structure of wireless mobile system generations

0. Wireless mobile system $S = B^1 \star B^2 \star B^3 \star B^4$:
1. Definition $B^1 = B^{11} \star B^{12}$:
 - 1.1. technology B^{11} : analog cellular technology B_1^{11} , digital cellular technology (digital narrow band circuit data) B_2^{11} , packet data B_3^{11} , digital broadband packet data & IP technology B_4^{11} , all IP very high throughput B_5^{11} , flat IP network $B_6^{11} = B_4^{11} \& B_5^{11}$.
 - 1.2. switching B^{12} : circuit B_1^{12} , packet B_2^{12} , circuit&packet $B_3^{12} = B_1^{12} \& B_2^{12}$, all packet B_4^{12} .
2. Services $B^2 = B^{21} \star B^{22}$:
 - 2.1. service B^{21} : mobile telephony (voice) B_1^{21} , digital voice B_2^{21} , SMS B_3^{21} , higher capacity packetized data B_4^{21} , digital voice & SMS & higher capacity packetized data $B_5^{21} = B_2^{21} \& B_3^{21} \& B_4^{21}$, integrated high quality audio, video and data B_6^{21} , dynamic information access, wearable devices B_7^{21} , AI capability B_8^{21} , dynamic information access, wearable devices & AI capability $B_9^{21} = B_7^{21} \& B_8^{21}$.
 - 2.2. cloud computing B^{22} : none B_1^{22} , cloud computing B_2^{22} ,
3. Data transmission & access $B^3 = B^{31} \star B^{32}$:
 - 3.1. data bandwidth/throughput speed/data rates B^{31} : 2 kbps B_1^{31} , 64 kbps B_2^{31} , 400 kbps to 30 Mbps B_3^{31} , 3-5 Mbps, 100 Mbps (Wifi) B_4^{31} , 200 mbps to 1 Gbps B_5^{31} , approx 20 Gbps B_6^{31} .
 - 3.2. multiplexing/access technology B^{32} : FDMA B_1^{32} , TDMA B_2^{32} , FDMA & TDMA $B_3^{32} = B_1^{32} \& B_2^{32}$, CDMA B_4^{32} , TDMA & CDMA $B_5^{32} = B_2^{32} \& B_4^{32}$, OFDMA B_6^{32} , LAS-CDMA B_7^{32} , OFDMA & LAS-CDMA $B_8^{32} = B_6^{32} \& B_7^{32}$.
4. Networking $B^4 = B^{41} \star B^{42} \star B^{43} \star B^{44}$:
 - 4.1. core network B^{41} : PSTN B_1^{41} , GSM B_2^{41} , PSTN & GSM $B_3^{41} = B_1^{41} \& B_2^{41}$, packet N/W B_4^{41} , Internet B_5^{41} , packet N/W & Internet $B_6^{41} = B_4^{41} \& B_5^{41}$, satellite network B_7^{41} , packet N/W & Internet &

satellite network $B_8^{41} = B_4^{41} \& B_5^{41} \& B_7^{41}$.

4.2. handoff B^{42} : horizontal B_1^{42} , vertical B_2^{42} , horizontal & vertical $B_3^{42} = B_1^{42} \& B_2^{42}$.

4.3. heterogeneous networks (HetNets) B^{43} : none B_1^{43} , aggregation of different networks (HetNets) B_2^{43} .

4.4. space communication $B^{44} = B^{441} \& B^{442}$:

4.4.1. satellite network B^{441} : none B_1^{441} , telecommunication network B_2^{441} , earth imaging B_3^{441} , navigation B_4^{441} , telecommunication & earth imaging & navigation $B_5^{441} = B_2^{441} \& B_3^{441} \& B_4^{441}$.

4.4.2. satellite functions B^{442} : none B_1^{442} , satellite roaming B_2^{442} .

As a result, the following modular system descriptions can be examined:

- (1) $S^{1G} = (B_1^{11} \star B_1^{12}) \star (B_1^{21} \star B_1^{22}) \star (B_1^{31} \star B_3^{32}) \star (B_1^{41} \star B_1^{42} \star B_1^{43} \star (B_1^{441} \star B_1^{442}))$,
- (2) $S^{2G} = (B_2^{11} \star B_3^{12}) \star (B_5^{21} \star B_1^{22}) \star (B_2^{31} \star B_4^{32}) \star (B_3^{41} \star B_1^{42} \star B_1^{43} \star (B_1^{441} \star B_1^{442}))$,
- (3) $S^{3G} = (B_4^{11} \star B_2^{12}) \star (B_6^{21} \star B_1^{22}) \star (B_3^{31} \star B_5^{32}) \star (B_4^{41} \star B_1^{42} \star B_1^{43} \star (B_1^{441} \star B_1^{442}))$,
- (4) $S^{4G} = (B_5^{11} \star B_4^{12}) \star (B_7^{21} \star B_1^{22}) \star (B_4^{31} \star B_5^{32}) \star (B_5^{41} \star B_3^{42} \star B_1^{43} \star (B_1^{441} \star B_1^{442}))$,
- (5) $S^{5G} = (B_6^{11} \star B_4^{12}) \star (B_8^{21} \star B_2^{22}) \star (B_5^{31} \star B_5^{32}) \star (B_5^{41} \star B_3^{42} \star B_2^{43} \star (B_1^{441} \star B_1^{442}))$,
- (6) $S^{6G} = (B_6^{11} \star B_4^{12}) \star (B_9^{21} \star B_2^{22}) \star (B_6^{31} \star B_8^{32}) \star (B_8^{41} \star B_3^{42} \star B_2^{43} \star (B_5^{441} \star B_1^{442}))$,
- (7) $S^{7G} = (B_6^{11} \star B_4^{12}) \star (B_9^{21} \star B_2^{22}) \star (B_6^{31} \star B_8^{32}) \star (B_8^{41} \star B_3^{42} \star B_2^{43} \star (B_5^{441} \star B_2^{442}))$.

4. Illustrative example of two-stage system improvement

In this section, an illustrative example of two-stage system improvement for 5G communication technology is described: $S^{5G} \Rightarrow (S^{5G^{adv1}} \rightarrow S^{5G^{adv2}})$, where $S^{5G^{adv1}}$ is the system after the improvement stage 1, $S^{5G^{adv2}}$ is the system after the improvement stage 2. This kind of the improvement problem may be of interest to a communication company/organization.

Note, seven basic combinatorial engineering frameworks (design of system hierarchical model, system evaluation, detection of system bottlenecks, system design, system improvement, multistage system design, combinatorial modeling of system evolution, system forecasting) for modular systems have been suggested in [72,74,75]. The considered two stage scheme (framework) for two-stage modular system improvement (or forecasting) is depicted in Fig. 11.

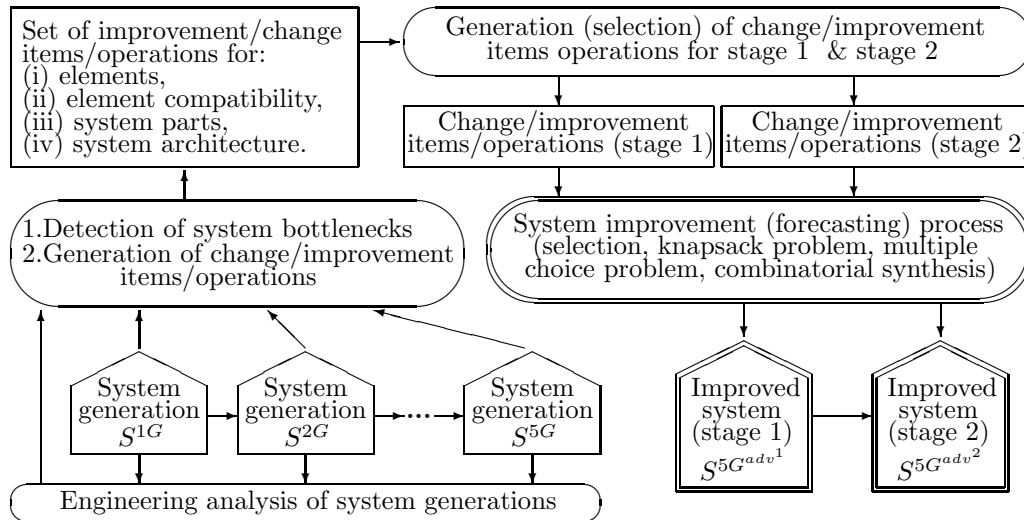


Fig. 11. Two-stage system improvement (forecasting) scheme

In general, it is possible to generate (e.g., engineering analysis) a set of change/improvement activities (operations), for example as in Table 7: $O = \{O_1, \dots, O_i, \dots, O_{17}\}$.

Table 7. Generated improvement activities (based on data from Table 3, Table 4)

No.	Change/improvement (forecasting) activity	Notation
1.	Implementation of central architecture:	
1.1	(a) cloud radio-access networks (RAN) based on SDR and coordinated central controllers	O_1
1.2	(b) cloud basic networks CN based on SDN	O_2
2.	Multidimensional antennas MIMO	O_3
3.	Flexibility, adaptivity, heterogeneity:	
3.1.	(i) flexible common usage of frequency resources	O_4
3.2.	(ii) terminal and network heterogeneity (different types of access networks, e.g., WiMAX, WiFi, UMTS)	O_5
3.3.	(iii) allocation and management of resources in heterogeneous networks	O_6
3.4.	(iv) inter-network joint work for different radio-access technologies	O_7
3.5.	(v) self-adaptation and self-optimization networks	O_8
3.6.	(vi) smart homes, smart cities, smart villages	O_9
4.	Device-centric architectures	O_{10}
5.	Very wide area coverage	O_{11}
6.	User personalization (high data transfer rates, access to large repository of data and services, flexibility)	O_{12}
7.	Interoperability (unified global standard, global mobility and service portability, i.e., different services from different service providers)	O_{13}
8.	Network convergence (convergence with both devices and services)	O_{14}
9.	Lower power consumption	O_{15}
10.	Ultra fast access of Internet	O_{16}
11.	Satellite to satellite communication	O_{17}

Here, a modular system improvement is examined. The initial technology generation under examination is: $S^{5G} = (B_6^{11} \star B_4^{12}) \star (B_8^{21} \star B_2^{22}) \star (B_3^{31} \star B_5^{32}) \star (B_5^{41} \star B_3^{42} \star B_2^{43} \star (B_1^{441} \star B_1^{442}))$. The following technology components of S^{5G} can be considered for the change/improvement (or forecasting): (1) service B_8^{21} ; (2) data bandwidth/throughput speed/data rates B_5^{31} ; (3) multiplexing/access technology B_5^{32} ; (4) core network B_5^{41} ; (5) satellite network B_1^{441} ; and (6) satellite functions B_1^{442} . Thus, two series system improvement (forecasting) problems can be considered (a simplified case, knapsack-like models as multiple choice problems): for stage 1 and for stage 2.

Problem 1. Structure of composite improvement $S^{5G} \Rightarrow S^{5G^{adv1}}$ for stage 1 is depicted in Fig. 12. Descriptions of the improvement operations and their estimates are contained in Table 8.

The corresponding multiple choice model for $S^{5G} \Rightarrow S^{5G^{adv1}}$ is ($q_1 = 2, q_2 = 2, q_3 = 4, q_4 = 4, q_5 = 5, b_1^{constr} = 19.0$):

$$\max \sum_{\iota=1}^6 \sum_{j=1}^{q_\iota} x_{\iota,j} c_{\iota,j} \quad s.t. \quad \sum_{\iota=1}^6 \sum_{j=1}^{q_\iota} x_{\iota,j} b_{\iota,j} \leq b_1^{constr}, \quad \sum_{j=1}^{q_\iota} x_{\iota,j} \leq 1 \quad \forall \iota = \overline{1,6}, \quad \forall j = \overline{1, q_\iota} \quad \forall x_{\iota,j} \in \{0,1\}.$$

A simplified greedy heuristic is used (i.e., series packing of items via value $\frac{c_{\iota,j}}{b_{\iota,j}}$.)

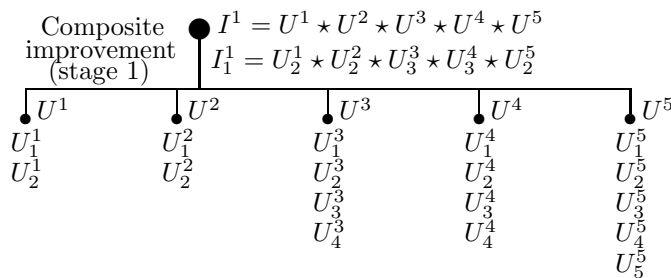
Fig. 12. Composite improvement $S^{5G} \Rightarrow S^{5G^{adv1}}$

Table 8. Change operations for $S^{5G} \Rightarrow S^{5G^{adv^1}}$ (stage 1)

No. ι	System component	Alternative under change	Change/improvement item/operation	Binary variable	Profit $c_{\iota,j}$	Cost $b_{\iota,j}$
1.	B^{21} (service)	B_8^{21} B_8^{21}	U_1^1 : None $U_2^1 : B_8^{21} \rightarrow B_9^{21}$	$x_{1,1}$ $x_{1,2}$	0.0 2.0	0.0 3.0
2.	B^{31} (data bandwidth/ throughput speed/ data rates)	B_5^{31} B_5^{31}	U_1^2 : None $U_2^2 : B_5^{31} \rightarrow B_6^{31}$	$x_{2,1}$ $x_{2,2}$	0.0 4.0	0.0 5.0
3.	B^{32} (multiplexing/ access technology)	B_5^{32} B_5^{32} B_5^{32} B_5^{32}	U_1^3 : None $U_2^3 : B_5^{32} \rightarrow B_6^{32}$ $U_3^3 : B_5^{32} \rightarrow B_7^{32}$ $U_4^3 : B_5^{32} \rightarrow B_8^{32}$	$x_{3,1}$ $x_{3,2}$ $x_{3,3}$ $x_{3,4}$	0.0 1.0 3.6 3.6	0.0 2.0 4.0 6.0
4.	B^{41} (core network)	B_5^{41} B_5^{41} B_5^{41} B_5^{41}	U_1^4 : None $U_2^4 : B_5^{41} \rightarrow B_6^{41}$ $U_3^4 : B_5^{41} \rightarrow B_7^{41}$ $U_4^4 : B_5^{41} \rightarrow B_8^{41}$	$x_{4,1}$ $x_{4,2}$ $x_{4,3}$ $x_{4,4}$	0.0 3.6 7.0 9.0	0.0 6.0 7.0 12.0
5.	B^{441} (satellite network)	B_1^{441} B_1^{441} B_1^{441} B_1^{441} B_1^{441}	U_1^5 : None $U_2^5 : B_1^{441} \rightarrow B_2^{441}$ $U_3^5 : B_1^{441} \rightarrow B_3^{441}$ $U_4^5 : B_1^{441} \rightarrow B_4^{441}$ $U_5^5 : B_1^{441} \rightarrow B_5^{441}$	$x_{5,1}$ $x_{5,2}$ $x_{5,3}$ $x_{5,4}$ $x_{5,5}$	0.0 5.0 5.6 6.0 14.0	0.0 5.0 7.0 8.0 20.0

The resultant solution is $(I_1^1 = U_2^1 \star U_2^2 \star U_3^3 \star U_3^4 \star U_2^6)$:

$$S^{5G^{adv^1}} = (B_6^{11} \star B_4^{12}) \star (B_9^{21} \star B_2^{22}) \star (B_6^{31} \star B_7^{32}) \star (B_7^{41} \star B_3^{42} \star B_2^{43} \star (B_2^{441} \star B_1^{442})).$$

This modular system is a basis for the improvement (forecasting) at stage 2.

Problem 2. Structure of composite improvement $S^{5G^{adv^1}} \Rightarrow S^{5G^{adv^2}}$ for stage 2 is depicted in Fig. 13. Descriptions of the improvement operations and their estimates are contained in Table 9. The corresponding multiple choice model for $S^{5G^{adv^1}} \Rightarrow S^{5G^{adv^2}}$ is ($q_1 = 2, q_2 = 2, q_3 = 4, q_4 = 2, b_2^{constr} = 17.5$):

$$\max \sum_{\iota=1}^4 \sum_{j=1}^{q_{\iota}} y_{\iota,j} c_{\iota,j} \quad s.t. \quad \sum_{\iota=1}^4 \sum_{j=1}^{q_{\iota}} y_{\iota,j} b_{\iota,j} < b_2^{constr}, \quad \sum_{j=1}^{q_{\iota}} y_{\iota,j} \leq 1 \quad \forall \iota = \overline{1,4}, \quad \forall j = \overline{1, q_{\iota}} \quad \forall y_{\iota,j} \in \{0, 1\}.$$

Here, a simplified greedy heuristic is used (i.e., series packing of items via value $\frac{c_{\iota,j}}{b_{\iota,j}}$). The resultant solution is: $(I_1^2 = V_2^1 \star V_2^2 \star V_2^3 \star V_1^4)$:

$$S^{5G^{adv^2}} = (B_6^{11} \star B_4^{12}) \star (B_9^{21} \star B_2^{22}) \star (B_6^{31} \star B_8^{32}) \star (B_8^{41} \star B_3^{42} \star B_2^{43} \star (B_3^{441} \star B_1^{442})).$$

Thus, the following two-stage improvement (forecasting) strategy (as a chain) is obtained):

$$\Upsilon : \quad < S^{5G^{adv}} \Rightarrow S^{5G^{adv^1}} \Rightarrow S^{5G^{adv^2}} >.$$

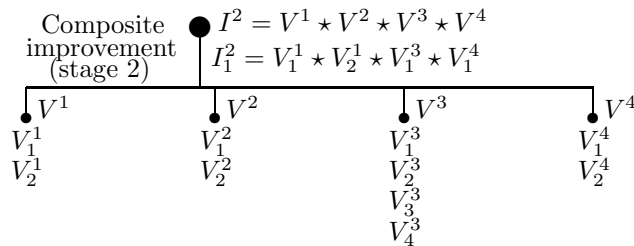


Fig. 13. Composite improvement $S^{5G^{adv^1}} \Rightarrow S^{5G^{adv^2}}$

Table 9. Change operations for $S^{5G^{adv^2}} \Rightarrow S^{5G^{adv^2}}$ (stage 2)

No. ι	System component	Alternative under change	Change/improvement item/operation	Binary variable	Profit $c_{\iota,j}$	Cost $b_{\iota,j}$
1.	B^{32} (multiplexing/ access technology)	B_7^{32} B_7^{32}	V_1^1 : None V_2^1 : $B_7^{32} \rightarrow B_8^{32}$	$y_{1,1}$ $y_{1,2}$	0.0 4.5	0.0 4.0
2.	B^{41} (core network)	B_7^{41} B_7^{41}	V_1^2 : None V_2^2 : $B_7^{41} \rightarrow B_8^{41}$	$y_{2,1}$ $y_{2,2}$	0.0 6.5	0.0 7.0
3.	B^{441} (satellite network)	B_2^{441} B_2^{441} B_2^{441} B_2^{441}	V_1^3 : None V_2^3 : $B_2^{441} \rightarrow B_3^{441}$ V_3^3 : $B_2^{441} \rightarrow B_4^{441}$ V_4^3 : $B_2^{441} \rightarrow B_5^{441}$	$y_{3,1}$ $y_{3,2}$ $y_{3,3}$ $y_{3,4}$	0.0 6.0 6.5 11.0	0.0 6.5 7.5 18.0
4.	B^{442} (satellite functions)	B_1^{442} B_1^{442}	V_1^4 : None V_2^4 : $B_1^{442} \rightarrow B_2^{442}$	$y_{4,1}$ $y_{4,2}$	0.0 12.0	0.0 30.0

In general, more complex models can be used at each improvement (or forecasting) stage (e.g., multi-criteria models, combinatorial synthesis approach). As a result, several solutions can be obtained and the structure of the improvement (forecasting) strategy(ies) will be more complex (e.g., tree, parallel-series graph, network).

5. Conclusion

The article describes an attempt to examine the evolution of wireless mobile communication technologies/systems on the basis of the author combinatorial approach. The approach is based on a hierarchical modular model of the system under study and an analysis of changes between the system generations to collect a set of basic change operations (change items). The application numerical illustrative examples are based on expert judgment.

Some future research directions can include the following: 1. analysis of system improvement/evolution (or forecasting) for complex applied systems in various domains (e.g., software engineering, data based management systems, computer engineering); 2. special analysis (i.e., improvement, evolution, forecasting processes) of subsystems, for example: (i) multi-antenna technologies (e.g., MIMO, MU-MIMO), (ii) multiple HetNets (at the same area), (iii) network architecture/topology, and (iv) multiplexing/access technologies; 3. analysis of correlations between two fields: (a) improvement/evolution/forecasting processes, (b) innovation processes and innovation cycles; 4. designing a special support computer-aided tool to implement the described combinatorial approach; and 5. usage of the considered approach to structural system evolution and forecasting in education (CS, applied mathematics, engineering, management).

6. Acknowledgments

This research was partially supported by Russian Science Foundation grant 14-50-00150 “Digital technologies and their applications” (project of Inst. for Information Transmission Problems).

REFERENCES

1. A. Abrol, R.K. Jha, Power optimization in 5G networks: a step towards green communication. IEEE Access, 4, 1355–1374, 2016.
2. A. Afuah, Innovation Management: Strategies, Implementation and Profits, Oxford University Press, 2003.
3. A. Ahmed, E. Ahmed, A survey on mobile edge computing. In: Proc. IEEE Int. Conf. Intell. Syst. Control (ISCO), Coimbatore, India, pp. 1-8, 2016.
4. A.M. Akhtar, X. Wang, L. Hanzo, Synergistic spectrum sharing in 5G HetNets: A harmonized SDB-Enabled approach. IEEE Commun. Mag., 53(1), 40–47, 2016.
5. I.F. Akyildiz, D.M. Gutierrez-Estevez, E.C. Reyes, The evolution to 4G cellular systems: LTE-Advanced. Phys. Commun., 3(4), 217–244, 2010.
6. M. Andrew, A strategic assessment of PLA theatre missile and ASAT capabilities. Air Power Australia Analyses, 7(2), 2010.

7. J. Andrews, The seven ways hetnets are a paradigm shift. *IEEE Commun. Mag.*, 51(3), 136–144, 2013.
8. J.G. Andrews, S. Buzzi, W. Choi, S.V. Hanli, A. Lozano, A.C.K. Soong, J.C. Zhang, What will 5G be? *IEEE J. Sel. Areas Commun.*, 32(6), 1065–1082, 2014.
9. S. Barbarossa, S. Sardellitti, P.D. Lorenzo, Communicating while computing: Distributed mobile cloud computing over 5G heterogeneous networks. *IEEE Signal Process. Mag.*, 31(6), 45–55, 2014.
10. D.K. Barton, Recent developments in Russian radar systems. In: *Proc. of IEEE Int. Radar Conf.*, Washington, DC, USA, pp. 340–346, 1995.
11. G. Berardinelli, K.I. Pedersen, T.B. Sorensen, P. Mogensen, Generalized DFT-Spread-OFDM as 5G waveform. *IEEE Commun. Mag.*, 54(11), 99–105, 2016.
12. R. Berezdivin, R. Breinig, R. Topp, Next generation wireless communications concepts and technologies. *IEEE Commun. Mag.*, 40(3), 108–116, 2002.
13. M.R. Bhala, A.V. Bhala, Generations of mobile wireless technology: A survey. *Int. J. of Computer Applications*, 5(4), 26–32, 2010.
14. N. Bhushan, J. Li, D. Malladi, R. Gilmore, D. Brenner, A. Damnjanovic, R. Sukhavasi, C. Patel, S. Geirhofer, Network densification: the dominant theme for wireless evolution into 5G. *IEEE Commun. Magaz.*, 52(2), 82–89, 2014.
15. F. Boccardi, R.W. Heath, A. Lozano, T.L. Marzetta, P. Popovski, Five disruptive technology directions for 5G. *IEEE Commun. Mag.*, 52(2), 74–80, 2014.
16. C. Bockelmann, N. Pratas, H. Nikopour, K. Au, T. Svensson, C. Stefanovic, P. Popovski, A. Dekorsy, Massive machine-type communications in 5G: physical and MA C-layer solutions. *IEEE Commun. Mag.*, 54(9), 59–64, 2016.
17. L. Bondan, C.R.P.d. Santos, L.Z. Granville, Management requirements for ClickOS-based network function virtualization. In: *2014 10th Int. Conf. on Network and Service Management (CNSM)*, pp. 447–450. 2014.
18. G. Boudreau, J. Panicker, N. Guo, R. Chang, N. Wang, S. Vrzic, Interference coordination and cancellation for 4G networks. *IEEE Commun. Mag.*, 47(4), 74–81, 2009.
19. A. Bria, F. Gessler, O. Queseth, R. Stridth, M. Unbehaun, J. Wu, J. Zendler, 4 generation wireless infrastructure: scenarios and research challenges. *IEEE Personal Communications*, 8(6), 25–31, 2001.
20. W. Cheng-Xiang, et al., Cellular architecture and key technologies for 5G wireless communication networks. *IEEE Commun. Mag.*, 52, 122–130, 2014.
21. S. Chiesa, M. Fioriti, About feasibility of a 5th generation light fighter aircraft. *J. of Mechanical Engineering and Automation*, 4(5), 441–450, 2014.
22. W.H. Chin, Z. Fan, R. Haines, Emerging technologies and research challenges for 5G wireless networks. *IEEE Wireless Commun.*, 21(2), 106–112, 2014.
23. N.M.K. Chowdhury, R. Boutaba, A survey of network virtualization. *Computer Networks*, 54(5), 862–876, 2010.
24. J. Chuang, N. Sollenberger, Beyond 3G: Wideband wireless data access based on OFDM and dynamic packet assignment. *IEEE Commun. Mag.*, 38, 78–87, 2000.
25. J. Current, C. ReVelle, J. Cohon, The hierarchical network design problem. *EJOR*, 27(1), 57–66, 1986.
26. E. Dahlman et al., 5G wireless access: requirements and realization. *IEEE Commun. Mag.*, 52(12), 42–47, 2014.
27. P. Demestichas, A. Georakopoulos, D. Karvounas, K. Tsagkaris, V. Stavroulaki, J. Lu, C. Xiong, J. Yao, 5G on the horizon: key challenges for the radio-access network. *IEEE Vehicular Technology Magazine*, 8(3), 47–53, 2013.
28. Z. Ding, M. Peng, H.V. Poor, Cooperative non-orthogonal multiple access in 5G systems. *IEEE Commun. Letters*, 19(8), 1462–1465, 2015.
29. V.P. Efremov, SA-12 system overview. Seminar at IEEE National Radar Conf., Atlanta, GA, USA, 29–31 March, 1994.
30. O.O. Fagbohun, Comparative studies on 3G, 4G and 5G wireless technology. *IOSR J. of Electronics and Communication Engineering*, 9(3), 88–94, 2014.
31. N. Feamster, J. Rexford, E. Zegura, The road of SDN: an intellectual history of programmable networks. *ACM SIGCOMM Comput. Commun. Rev.*, 44(2), 87–98, 2014.

32. B. Gavish, Topological design of telecommunication networks - the overall design problem. *EJOR*, 58(2), 149–172, 1992.
33. A. Ghosh, R. Ratasuk, B. Mondai, N. Mangalvedhe, T. Thomas, LTE-advanced: next-generation wireless broadband technology. *IEEE Wireless Commun.*, 17(3), 10–22, 2010.
34. A. Ghosh, J. Zhang, J.G. Andrews, R. Muhamed, *Fundamentals of LTE*, Prentice-Hall, 2011.
35. J. Gill, S. Singh, Future prospects of wireless generations in mobile communication. *Asian Journal of Computer Science and Technology*, 4(2), 18–22, 2015.
36. M. Giordani, M. Mezzavilla, M. Zorzi, Initial access in 5G mm wave cellular networks. *IEEE Commun. Mag.*, 54(11), 40–47, 2016.
37. A. Gohil, S.K. Patel, 5G technology of mobile communication: A survey. In: 2013 Int. Conf. on Intelligent Systems Processing (ISSP), pp. 288–292, 2013.
38. K. Goswami, K. Sahu, A. Shukla, Upcoming technologies: 5G and 6G. In: National Conf. on Knowledge, Innovation in Technology and Engineering (NCKITE), 10–11 Apr. 2015, India, pp. 35–37, 2015.
39. L. Gou, G. Zhang, W. Zhang, D. Bian, Cluster-based architecture and network model for InterPlanetary Internet. *J. of Communications and Information Networks*, 1(3), 51–66, 2017.
40. J. Govil, J. Govil, 4G mobile communication systems: turns, trends and transition. In: Int. Conf. on Convergence Information Technology (ICCIT 2007), pp. 13–18, 2007.
41. B. Han, V. Gopalakrishnan, L. Ji, S. Lee, Network function virtualization: challenges and opportunities for innovation. *IEEE Commun. Mag.*, 53(2), 90–97, 2015.
42. S.F. Hasan, 5G communication technology. In: *Emerging Trends in Communication Networks*, Springer, pp. 59–69, 2014.
43. H. Hawilo, A. Shami, M. Mirahmadi, R. Asal, NFV: state of the art, challenges, and implementation in next generation mobile networks (vEPC). *IEEE Networks*, 28(6), 18–26, 2014.
44. A.J. Hebert, Fighter generations. *Air Force Magazine*, p. 32, Sept. 2008.
45. S.A. Hildreth, Ballistic missile defense: historical overview. Library of Congress, Washington, DC, Congressional Research Service, July 2007.
46. F. Hillebrand, *GSM and UMTS, the Creation of Global Communications*. Wiley, 2001.
47. S. Hossain, 5G wireless communication systems. *American J. of Engineering Research*, 2(10), 344–353, 2013.
48. S.Y. Hui, K.H. Yeung, Challenges in the migration to 4G mobile systems. *IEEE Commun. Mag.*, 41(12), 54–59, 2003.
49. A. Imran, A. Zoha, Challenges in 5G: how to empower SON with big data for enabling 5G. *IEEE Network*, 28, 27–33, 2014.
50. T. Jiang, S. Mao, Z. Zhang, D. Chen (eds), Special issue on “Next Generation Wireless Communication Technologies”, *Digital Communications and Networks*, 2(4), 159–161, 2016.
51. M. Jo, T. Maksymuk, B. Strykhalyuk, C.-H., Cho, Device-to-device-based heterogeneous radio access network architecture for mobile cloud computing. *IEEE Wireless Commun.* 22(3), 50–58, 2015.
52. M.G. Kachhavay, A.P. Thakare, 5G technology-evolution and revolution. *Int. J. of Computer Science and Mobile Computing*, 3(3), 1080–1087, 2014.
53. E.A. Kadir, S.M. Shamsuddin, T.A. Rahman, A.S. Ismail, Big data network architecture and monitoring use wireless 5G technology. *Int. J. Advanced Soft Compu. Appl.*, 7(1), 1–14, 2015.
54. A.u.R. Khan, M. Othman, S.A. Madani, S.U. Khan, A survey of mobile cloud computing application models. *IEEE Commun. Surveys Tuts.*, 16(1), 393–413, 2014.
55. R. Khutey, G. Rana, V. Dewangan, A. Tiwari, A. Dewamngan, Future of wireless technology 6G&7G. *Int. J. of Electrical and Electronic Research*, 3(2), 583–585, 2015.
56. Y.K. Kim, R. Prasad, *4G Roadmap and Emerging Communication Technologies*. Artech House, 2006.
57. C. Kim, Y.H. Yun, K. Kim, J.-Y. Seol, Introduction to QAM-FBMC: from waveform optimization to system design. *IEEE Commun. Mag.*, 54(11), 66–73, 2016.
58. K.T. Kim, S.-K. Ahn, Y.-S. Kim, J. Park, C.-Y. Chen, Y.-H. Kim Interference management via sliding-window coded modulation for 5G cellular networks. *IEEE Commun. Mag.*, 54(11), 82–89, 2016.
59. D. Kreutz, F.M.V. Ramos, P.E. Verissimo, C.E. Rothenberg, S. Azodolmolky, S. Uhlig, Software-defined networking: A comprehensive survey. *Proc. of the IEEE*, 103(1), 14–76, 2015.
60. A. Kumar, Y. Liu, J. Sengupta, Divya, Evolution of mobile wireless communication networks 1G to

- 4G. Int. J. of Electronics & Communication Technology (IJECT), 1(1), 68–72, 2010.
61. S. Kumar, T. Agrawal, P. Singh, A future communication technology: 5G. Int. J. of Future Generation Communication and Networking, 9(1), 303–310, 2016.
 62. K. Kumaravel, Comparative study of 3G and 4G in mobile technology. Int. J. of Computer Science, 8(5), 256–263, 2011.
 63. N.A. Kuznetsov, M.S. Levin, V.M. Vishnevsky, Some combinatorial optimization schemes for multi-layer network topology. In: Electr. Proc. of 17th IMACS World Congress, Paris, France, Paper T4-I-42-0486, 2005.
 64. J. Kwak, Y. Kim, J. Lee, S. Chong, Dream: dynamic resource and task allocation for energy minimization in mobile cloud systems. IEEE J. Select. Areas Commun., 33(12), 2510–2523, 2015.
 65. M.Sh. Levin, Combinatorial Engineering of Decomposable Systems. Springer, 1998.
 66. M.Sh. Levin, Combinatorial evolution of composite systems. In: 16th Eur. Meeting on Cybernetics and Systems Research. Vol. 1, Vienna, Austria, pp. 275–280, 2002,
 67. M.Sh. Levin, Composite Systems Decisions. Springer, London, 2006.
 68. M.Sh. Levin, Combinatorial technological systems problems (examples for communication system). In: Proc. of Int. Conf. on Syst. Eng. and Modeling ICSEM-2007, Israel, pp. 24–32, 2007.
 69. M.Sh. Levin, Towards communication network development (structural system issues, combinatorial models). In: 2010 IEEE Region 8 Int. Conf. SIBIRCON-2010, Irkutsk, vol. 1, pp. 204–208, 2010.
 70. M.Sh. Levin, Towards design of system hierarchy (research survey). Electronic preprint. 36 p., Dec. 7, 2012. <http://arxiv.org/abs/1212.1735> [math.OC]
 71. M.Sh. Levin, Towards combinatorial evolution of composite systems. Expert Syst. Appl., 40(4), 1342–1351, 2013.
 72. M.Sh. Levin, Note on combinatorial engineering frameworks for hierarchical modular systems. Electronic preprint. 11 p., Mar. 29, 2013. <http://arxiv.org/abs/1304.0030> [math.OC]
 73. M.Sh. Levin, Modular design and improvement of the management system in the smart home with the use of interval multiset estimates. J. of Communications Technology and Electronics, 58(6), 584–593, 2013.
 74. M.Sh. Levin, Towards decision support technology platform for modular systems. Electr. prepr. 10 p., Aug. 23, 2014. <http://arxiv.org/abs/1408.5492> [cs.SY]
 75. M.Sh. Levin, Modular System Design and Evaluation. Springer, 2015.
 76. M.Sh. Levin, Note on evolution and forecasting of requirements: communications example. Electronic preprint. 8 p., May. 22, 2017. <http://arxiv.org/abs/1705.07558> [cs.NI]
 77. M.Sh. Levin, R.O. Vishnitskiy, Towards morphological design of GSM network. Information Processes, 7(2), 183–190, 2007.
 78. M.Sh. Levin, O. Kruchkov, O. Hadar, E. Kaminsky, Combinatorial systems evolution: Example of standard for multimedia information. Informatica (Lith.), 20(4), 519–538, 2009.
 79. M.Sh. Levin, A. Andrushevich, R. Kistler, A. Klapproth, Combinatorial evolution of ZigBee protocol. In: 2010 IEEE Region 8 Int. Conf. SIBIRCON-2010, Irkutsk, vol. 1, pp. 314–319, 2010.
 80. M.Sh. Levin, A. Andrushevich, R. Kistler, A. Klapproth, Combinatorial evolution and forecasting of communication protocol ZigBee. Electr. prepr., 6 p., Apr. 15, 2012. <http://arxiv.org/abs/1204.3259> [cs.NI]
 81. Y.-B. Lin, OA&M for GSM network. IEEE Network, 11(2), 46–57, 1997.
 82. W.W. Lu, An open baseband processing architecture for future mobile terminals design. IEEE Wireless Communications, 15(2), 110–119, 2008.
 83. Y. Lu, F. Sun, Y. Zhao, Virtual topology for LEO satellite networks based on earth-fixed footprint mode (j). IEEE Commun. Lett., 17(2), 357–360, 2013.
 84. A. Maeder, A. Ali, A. Bedekar, A.F. Cattoni, D. Chandramouli, S. Chandrashekar, L. Du, M. Hesse, C. Sartori, S. Turtinen, A scalable and flexible radio access network architecture for fifth generation mobile networks. IEEE Commun. Mag., 54(11), 16–23, 2016.
 85. P. Marsch, I. Da Silva, O. Bulakci, M. Tesanovic, S.E. El Ayoubi, T. Rosowski, A. Kalokylos, M. Boldi, 5G radio access network architecture: design guidelines and key considerations. IEEE Commun. Mag., 54(11), 24–32, 2016.
 86. Y. Mao, C. You, K. Huang, K.B. Letaief, Mobile edge computing: survey and research outlook. Electr. prepr., 30 p., Jan. 11, 2017. <http://arxiv.org/abs/1701.01090> [cs.IT]

87. A. Mehrotra, GSM System Engineering. Artech House, Boston, 1997.
88. H. Mehta, D. Patel, B. Joshi, H. Modi, 0G to 5G mobile technology: a survey. J. of Basic and Applied Engineering Research, 1(6), 56–60, 2014.
89. G. Miao, G. Song, Energy and Spectrum Efficient Wireless Network Design. Cambridge Univ. Press, 2014.
90. N. Michailow, M. Matthe, I.S. Gaspar, A.N. Caldevilla, L.L Mendes, A. Festag, G. Fettweis, Generalized frequency division multiplexing for 5th generation cellular networks. IEEE Trans. Commun., 62(9), 3045–3061, 2014.
91. R. Mijumbi, J. Serrat, J.-L. Gorricho, N. Bouten, F. De Turck, R. Boutaba, Network function virtualization: state-of-the art and research challenges. IEEE Communications Surveys & Tutorials, 18(1), 236–262, 2016.
92. R.N. Mitra, D.P. Agrawal, 5G mobile technology: A survey. ICT Express, 1(3), 132–137, 2015.
93. M. Mouly, M.-B. Pautet, The GSM System for Mobile Communications. Artech House, 1992.
94. S. Mumtaz et al., Direct mobile-to-mobile communication: paradigm for 5G. IEEE Wireless Commun., 21(5), 14–23, 2014.
95. O. Munoz, A. P-Iserte, J. Vidal, Joint optimization of radio and computational resources for multicell mobile-edge computing. IEEE Trans. Signal Info. Process. Over Networks, 1(2), 89–103, 2015.
96. M.W. Murhammer, K.-K. Lee, P. Motallebi, P. Borghi, K. Wozabal, IP Network Design Guide, IBM Red Book, 1999.
97. G. Naik, V. Aigal, P. Sehgal, J. Poojari, Challenges in the implementation of fourth generation wireless systems. Int. J. of Engineering Research and Applications, 2(2), 1353–1355, 2012.
98. B.A.A. Nunes, M. Mendinca, X.-N. Nguen, K. Obraszka, T. Turletti, A survey of software-defined networking: past, present, and future of programmable networks. IEEE Commun. Surv. Tutor., 16(3), 1617–1634, 2014.
99. A. Osseiran et al., Scenarios for 5G mobile and wireless communications: The vision of the METIS project. IEEE Commun. Mag., 52(5), 26–35, 2014.
100. J. Parikh, A. Basu, LTE advanced: The 4G mobile broadband technology. Int. J. of Computer Applications, 13(5), 17–21, 2011.
101. S. Patil, V. Patil, P. Bhat, A review on 5G technology. Int. J. of Engineering and Innovative Technology. 1(1), 26–30, 2012.
102. S. Patel, C. Malhar, K. Kapadiya, (2012). 5G: Future mobile technology - Vision 2020. Int. J. of Computer Applications, 54(17), 6–10, 2012.
103. K. Pedersen, P. Mogensen, T. Kolding, Overview of QoS options for HSDPA. IEEE Commun. Mag., 44(7), 100–105, 2006.
104. M. Peng, Y. Li, Z. Zhao, C. Wang, System architecture and key technologies for 5G heterogeneous cloud radio access networks. IEEE Network, 29(2), 6–14, 2015.
105. P. Pirinen, A brief overview of 5G research activities. In: 2014 1st Int. Conf. on 5G for Ubiquitous Connectivity (5GU). pp. 17–22, 2014.
106. Y.U. Quan, J.C. Wang, L. Bai, Architecture and critical technologies of space information networks. J. of Communications and Information Networks, 1(3), 1–9, 2016.
107. V. Rahnema, Overview of the GSM systems and protocol architecture. IEEE Commun. Mag., 21(4), 92–100, 1993.
108. T. S. Rappaport et al., Millimeter wave mobile communications for 5G cellular: It will work. IEEE Access, 1, 335–349, May 2013.
109. K. Raza, M. Turner, Cisco Network Topology and Design, Cisco Press, 2002.
110. D. Sabella, A. Vaillant, P. Kuure, U. Rauschenbach, F. Giust, Mobile-edge computing architecture: The role of MEC in the Internet of Things. IEEE Consum. Electron. Mag., 5(4), 84–91, 2016.
111. V. Sandru, The current stage of air defense systems structure and performances. SAM systems comparative analysis in Romanian inventory. Review of the Air Force Academy, 1, 107–112, 2013.
112. P. Sharma, Evolution of mobile wireless communication networks - 1G to 5G as well future prospective of next generation communication network. Int. J. of Computer Science and Mobile Computing, 2(8), 47–53, 2013.
113. D.J. Sherman, Patriot PAC-2 development and deployment in the Gulf War. Acquisition Review Quarterly, 10(1), 29–47, 2003.

- 114.M.M. Siddiqui, Vision of 5G communication. In: High Performance Architecture and Grid Computing. Springer, pp. 252–256, 2011.
- 115.A.P. Singh, S. Nigam, N.K. Gupta, A study of next generation wireless network 6G. Int. J. of Innovative Research in Computer and Communication Engineering, 4(1), 871–874, 2007.
- 116.S. Singh, P. Singh, Key concepts and network architecture for 5G mobile networks. Int. J. of Scientific Research Engineering & Technology, 1(5), 165–170, 2012.
- 117.S. Singh, R.K. Jha, A survey on software defined networking: Architecture for next generation network. J. of Network and Systems Management, 25(2), 321–374, 2017.
- 118.M. Steel, Phylogeny: Discrete and Random Processes in Evolution. SIAM, 2016.
- 119.M. Suryanegara, K. Miyazaki, Technological changes in the innovation system towards 4G mobile service. Int. J. of Technology, Policy and Management, 10(4), 375–394, 2010.
- 120.A.S. Tanenbaum, Computer Networks. 4th ed., Prentice Hall PTR, NJ, 2002.
- 121.J. Thompson, X. Ge, H.C. Wu, R. Irmer, H. Jiang, G. Fettweis, S. Alamouti, 5G wireless communication systems: prospects and challenges. IEEE Communication Mag. 52(2), 62–64, 2014.
- 122.V.O. Tikhvinsky, G.S. Bochechka, Conceptual aspects of 5G establishment. Electrosvyaz, 10, 29–33, 2013 (in Russian).
- 123.J.A. Tirpak, The sixth generation fighter. Air Force Magazine, 38–42, Oct. 2009.
- 124.T.X. Tran, A. Hajisami, P. Pandey, D. Pompili, Collaborative mobile edge computing in 5G networks: New paradigms, scenarios, and challenges. Electr. prepr., 7 p., Apr. 11, 2017. <http://arxiv.org/pdf/1612.03184> [cs.NI]
- 125.A. Tudzarov, T. Janevski, Functional architecture for 5G mobile networks. Int. J. of Advanced Science and Tehcnology, 3(2), 65–78, 2011.
- 126.H. Tullberg, P. Popovski, Z. Li, M.A. Uusitalo, A. Høglund, O. Bulakci, M. Fallgren, J.F. Monserrat, The METIS 5G system concept: meeting the 5G requirements. IEEE Commun. Mag., 54(12), 132–139, 2016.
- 127.M. Vaezi, Y. Zhang, Cloud Mobile Networks. Springer, 2017.
- 128.T. Weillkiens, J.G. Lamm, S. Roth, M. Walker, Model-Based System Architecture. Wiley, 2015.
- 129.X. Wu, H.R. Sadjadpour, J.J. Garcia-Luna-Aceves, Modeling of topology evolutions and implication on proactive routing overhead in MANETs. Comp. Commun., 31(4), 782–792, 2008.
- 130.R. Yadav, Challenges and evolution of next generations wireless communication. In: Proc. of the Int. MultiConf. of Engineers and Computer Scientists IMECS 2017, March 15-17, Hong Kong, 2017.
- 131.C. You, K. Huang, H. Chae, Energy efficient mobile cloud computing powered by wireless energy transfer. IEEE J. Sel. Areas Commun., 34(5), 1757-1771, 2016.
- 132.W. Zhang, G. Zhang, Z. Xie, D. Bian, Y. Li, A hierarchical autonomous system based space information network architecture and topology control. J. of Communications and Information Networks, 1(3), 77–89, 2017.
- 133.X. Zhou, Z. Zhao, R. Li, Y. Zhou, T. Chen, Z. Niu, H. Zhang, Toward 5G: When explosive bursts meet soft cloud. IEEE Network, 28(6), 12–17, 2014.
- 134.H. Zimmermann, OSI Reference Model - The ISO model of architecture for open systems interconnection. IEEE Trans. on Communications, 28(4), 425–432, 1980.