

# Status of Complex Langevin

Erhard Seiler<sup>1,\*</sup>

<sup>1</sup>Max-Planck-Institut für Physik (Werner-Heisenberg-Institut)  
Föhringer Ring 6  
80805 München  
Germany

**Abstract.** I review the status of the Complex Langevin method, which was invented to make simulations of models with complex action feasible. I discuss the mathematical justification of the procedure, as well as its limitations and open questions. Various pragmatic measures for dealing with the existing problems are described. Finally I report on the progress in the application of the method to QCD, with the goal of determining the phase diagram of QCD as a function of temperature and baryonic chemical potential.

## 1 Introduction

### 1.1 Sign problem

It is well known that in many instances the functional measure in Euclidean Quantum Field Theory is not positive, making standard importance sampling impossible. Examples are

- The real time Feynman path integral,
- theories with topological terms or a nonzero vacuum angle  $\theta$ ,
- theories with nonzero chemical potential corresponding to nonzero density.

In such cases the functional measure is described by a complex (or nonpositive) density  $\rho$  on a real configuration space  $\mathcal{M}$ . The following motto describes a strategy to deal with this ‘sign problem’:

*When the measure is complex, complexify the fields*

This means the following: for holomorphic observables  $O$ , one tries to represent the complex measure by a measure on the complexified configuration space  $\mathcal{M}_c$  which is either nonnegative or at least only mildly oscillating, making the sign problem less severe. If that measure is described by a density  $P$ , consistency requires that for all holomorphic observables  $O$

$$\langle O \rangle \equiv \int_{\mathcal{M}} O \rho d\mu = \int_{\mathcal{M}_c} O P d\mu_c, \quad (1)$$

where  $d\mu, d\mu_c$  are suitable nonnegative a priori measures.

\*Plenary Lecture given at Lattice 2017, the 35th International Symposium on Lattice Field Theory, Granada, Spain, 18–24 June 2017. The author gratefully acknowledges many years of collaboration on these matters with G. Aarts, D. Sexty and I.-O. Stamatescu, as well as financial support by the organizers of Lattice 2017 and Deutsche Forschungsgemeinschaft (DFG).

\*\*e-mail:ehs@mpp.mpg.de

## 1.2 Possible solutions

It is obvious that the conditions Eq.(1) leave  $P$  highly underdetermined, since they only restrict the expectation values of holomorphic oberseables, so there are many possibilities for solving it. Among those the following have been studied:

- Solve underdetermined problem directly, as proposed by L. L. Salcedo in various publications since 1993 [1–4]; Weingarten [5] gave some general conditions for the existence of a solution. A general construction for abelian systems is presented in [6], see also [7–9].
- The saddle point method generalized to ‘Lefschetz thimbles’ and related modifications of the integration path; see for instance [10–18]; here a residual, probably milder sign problem remains.
- The complex Langevin (CL) method invented by Parisi [19] and Klauder [20] long ago.

Here I will concentrate on the last option. Its advantages are its flexibility and straightforward applicability. It has, however also some problems, which will be discussed and which have not yet completely solved.

## 2 Complex Langevin

After the method was proposed in 1983 by G. Parisi [19] and independently by J. Klauder [20], the 1980s and 1990s saw many studies, sometimes showing success, but sometimes the method failed to reach convergence and sometimes, even worse, it converged, but to an incorrect limit [21, 22] not satisfying Eq.(1).

This negative finding almost killed interest in the method, but the interest was rekindled by a paper J. Berges and I.-O. Stamatescu [23], which showed some success in computing correlation functions of a quantum field theory at *real time*.

### 2.1 Recall real Langevin

Real Langevin, also known as *Stochastic Quantization* was proposed by G. Parisi and Y.-S. Wu in 1981 [24] and developed further in particular by Batrouni et al [25] ; a comprehensive review is due to Damgaard and H. Hüffel [26]. It should not be confused with *Stochastic Quantum Mechanics*, invented already in 1966 by E. Nelson [27] (for a brief pedagogic review and comparison of both approaches see [28]).

The principle is the following: consider a real action  $S(\vec{x})$  on some configuration space  $\mathcal{M}$  (for simplicity we assume  $\mathcal{M} = \mathbb{R}^N$ ). Then the real Langevin equation is

$$d\vec{x} = \vec{K}dt + d\vec{w}, \quad \vec{K} = -\vec{\nabla}S, \quad (2)$$

where  $d\vec{w}$  is the increment of  $N$  dimensional Brownian motion; the corresponding Fokker-Planck equation, describing the time evolution of the probability density  $P$  is

$$\dot{P}(\vec{x}; t) = L^T P(\vec{x}; t); \quad L^T \equiv \vec{\nabla} \left( \vec{\nabla} + (\vec{\nabla}S) \right). \quad (3)$$

Under rather general conditions it can be shown that  $P$  converges to the unique invariant probability density

$$P_\infty \propto \exp(-S); \quad (4)$$

the crucial conditions for this to hold are

- $\rho \equiv \exp(-S)$  is integrable,
- the process is *ergodic*.

(Ergodicity means that there is only one measure invariant under the time evolution.)

The justification of the real Langevin method is well known: By a similarity transformation  $-L^T$  is converted into a positive semidefinite operator

$$H_{FP} \equiv \exp(-S/2)(-L^T)\exp(S/2) = -\left(\vec{\nabla} + \frac{1}{2}(\vec{\nabla}S)\right)\left(\vec{\nabla} + \frac{1}{2}(\vec{\nabla}S)\right) \geq 0. \quad (5)$$

So the spectrum of  $L^T$  lies on the positive real axis.  $H_{FP}$  has a unique ground state  $|0\rangle$  if and only if process is ergodic. Then

$$\lim_{t \rightarrow \infty} \exp(-H_{FP}t) = |0\rangle\langle 0|; \quad \lim_{t \rightarrow \infty} P(\vec{x}; t) \propto e^{-S(\vec{x})}. \quad (6)$$

But there are *counterexamples*, as we will see below! They are related to zeroes of  $\rho = \exp(-S)$ , which can of course mean that  $S$  has branch points and the drift  $\vec{K}$  has poles..

## 2.2 Go complex!

If  $S$  is complex, Klauder and Parisi simply postulate stochastic equations of the same form as before:

$$d\vec{z} = \vec{K}dt + d\vec{w}, \quad \vec{K} = -\nabla S, \quad (7)$$

where  $d\vec{w}$  is still the real Wiener increment, i.e.  $d\vec{w} = \vec{\eta}(t)dt$  where  $\vec{\eta}$  is white noise with covariance  $\langle \eta(t)\eta(t') \rangle = 2\delta(t-t')$ . Obviously the trajectories of the process will wander into the complexification  $\mathcal{M}_c = \mathbb{C}^N$ . The process, however, is still a real stochastic process, but now on  $\mathcal{M}_c$ , as seen by writing it for the real and imaginary parts:

$$\begin{aligned} d\vec{x} &= \vec{K}_x dt + d\vec{w}, & \vec{K}_x &= \text{Re } \vec{K} \\ d\vec{y} &= \vec{K}_y dt, & \vec{K}_y &= \text{Im } \vec{K} \end{aligned} \quad (8)$$

But the unavoidable question is: Why should this be right?

## 2.3 Justification of Complex Langevin

Early attempts [29, 30] tried to justify the method using a relation involving analytic continuation of  $P$  in the form  $\exp(i\vec{y} \cdot \partial_{\vec{x}})P(\vec{x}, \vec{y}; t)$ : requiring consistency by

$$\int d\vec{y} \exp(i\vec{y} \cdot \partial_{\vec{x}})P(\vec{x}, \vec{y}; t) = \rho(\vec{x}; t). \quad (9)$$

and taking time derivatives. One problem here is that in general one does not know if  $P$  has the analyticity of  $P$  needed to make sense of the left hand side of this equation, especially since we typically want to start with  $P(\vec{x}, \vec{y}; 0) = \delta(\vec{x})\delta(\vec{y})$ .

Our approach [32] to the justification is different: let  $O$  be a holomorphic ‘observable’ of which we want to find the average with the density  $\rho$ , and assume that the drift  $\vec{K} = (\vec{\nabla}\rho)/\rho$  is at least *meromorphic*.

The evolution of the observable averaged over the process

$$O(\vec{z}; t) \equiv \langle O(\vec{z}(t)) \rangle \quad (10)$$

is then (according to Ito calculus) governed by the *Langevin operator*  $L$ :

$$\partial_t O(\vec{z}; t) = LO(\vec{z}; t), \quad L \equiv [\vec{\nabla}_x + \vec{K}_x] \cdot \vec{\nabla}_x + \vec{K}_y \cdot \vec{\nabla}_y, \quad \vec{z} = \vec{x} + i\vec{y}, \quad (11)$$

which has the formal solution

$$O(\vec{z}; t) \equiv \exp [tL] O(\vec{z}; 0). \quad (12)$$

$O(\vec{z}; t)$  will be holomorphic wherever  $\vec{K}$  is, i.e. away from the poles of  $\vec{K}$ , so there the Cauchy-Riemann (CR) equations hold:

$$\vec{\nabla}_y O(\vec{z}; t) = i\vec{\nabla}_x O(\vec{z}; t). \quad (13)$$

The positive density  $P$  on  $\mathcal{M}_c$  evolves according to a Fokker-Planck equation

$$\frac{\partial}{\partial t} P(x, y; t) = L^T P(x, y; t); \quad P(x, y; 0) = \delta(x - x_0)\delta(y), \quad (14)$$

$L^T \equiv \nabla_x[\nabla_x - K_x] - \nabla_y K_y$  is the *real* Fokker-Planck operator.

The complex density  $\rho$ , on the other hand, evolves according to

$$\frac{\partial}{\partial t} \rho(x; t) = L_c^T \rho(x; t); \quad \rho(x; 0) = \delta(x - x_0), \quad (15)$$

where  $L_c^T \equiv \nabla_x[\nabla_x + K]$  is the *complex* Fokker-Planck operator, which can be naturally extended to act on functions on  $\mathcal{M}_c$ .

The question is then whether the two evolutions are consistent in the sense that they lead to identical evolutions of expectation values for holomorphic observables, i.e. whether

$$\langle O \rangle_{P(t)} \equiv \int O(x)P(x, y; t)dx dy, \quad \langle O \rangle_{\rho(t)} \equiv \int O(x)\rho(x; t)dx. \quad (16)$$

remain equal if they agree at  $t = 0$ . Consider the two differential equations determining the two evolutions Eq.(16):

$$\begin{aligned} \partial_t \langle O \rangle_{\rho(t)} &= \int dx O(x) L_c^T \rho(x; t) \\ \partial_t \langle O \rangle_{P(t)} &= \int dx dy O(x + iy) L^T P(x, y; t); \end{aligned} \quad (17)$$

it can be shown that the right hand sides agree if we can use integration by parts without any boundary terms [32]. So that would ensure the desired consistency. A crucial role in the argument is played by the CR equation obeyed by  $O(\vec{z}; t)$ .

Let us list the obvious assumptions that were used:

- agreement of initial conditions for (irrelevant for  $t \rightarrow \infty$  if the process is ergodic),
- meromorphy of drift  $\vec{K} \equiv \vec{K}_x + i\vec{K}_y$ ,
- sufficient decay of  $|\vec{K}PO|$  at imaginary infinity and near poles of  $\vec{K}$ : this has to be checked.

Under these assumption we thus have

$$\boxed{\langle O \rangle_{\rho(t)} = \langle O \rangle_{P(t)} \quad \forall t \geq 0}. \quad (18)$$

We sketch the idea of the proof:

1. The initial conditions agree

2. Let  $O(x + iy; t) \equiv \exp[tL]O(x + iy)$  be the (unique) solution of the PDE

$$\partial_t O(x + iy; t) = LO(x + iy; t) \quad (t \geq 0); \quad (19)$$

3.  $F(t, \tau) \equiv \int P(x, y; t - \tau)O(x + iy; \tau)$ : interpolates between  $\langle O \rangle_{P(t)}$  and  $\langle O \rangle_{\rho(t)}$ :

$$F(t, 0) = \langle O \rangle_{P(t)}; \quad F(t, t) = \langle O \rangle_{\rho(t)} \quad (20)$$

(the last equation involves integration by parts).

Formally the quantity  $F(t, \tau)$  is independent of  $\tau$ :

$$\begin{aligned} \frac{\partial}{\partial \tau} F(t, \tau) &= - \int L^T P(x, y; t - \tau) O(x + iy; \tau) dx dy \\ &\quad + \int P(x, y; t - \tau) LO(x + iy; \tau) dx dy; \end{aligned} \quad (21)$$

Integration by parts and the holomorphy of  $O(\vec{z}; t)$  imply

$$\frac{\partial}{\partial \tau} F(t, \tau) = 0 \quad \implies \quad \langle O \rangle_{\rho(t)} = \langle O \rangle_{P(t)} \quad (22)$$

We assumed again that in the inegration by parts there are no boundary terms at  $\infty$  and at the poles of  $\vec{K}$ .

In equilibrium we obtain the so-called *consistency conditions* (CC)

$$\partial_t \langle O \rangle = \langle LO \rangle \equiv \int P(x, y; \infty) LO(x + iy) dx dy = 0, \quad (CC) \quad (23)$$

expressing the stationarity of observables averaged over the process. These relations are equivalent to the Schwinger-Dyson equations [33]. If integration by parts without boundary terms is allowed, they are also equivalent to

$$L^T P = 0, \quad (24)$$

i.e. they express the fact that the equilibrium measure solves the stationary real Fokker-Planck equation.

But together with some additional conditions the CC Eq.(23) are indeed *sufficient* to ensure correctness of the equilibrium measure (see [33]):

**Theorem:** Consider a compact configuration space  $\mathcal{M}$ . Assume that

- Eq.(23) holds for a dense (in supremum norm on  $\mathcal{M}$ ) set of observables  $O$ ,
- $\left| \int_{\mathcal{M}_c} PO \right| \leq \text{const} \sup_{\mathcal{M}} |O|$  for all  $O$  in that dense set,
- 0 is a nondegenerate eigenvalue of  $L_c$ .

Then the equilibrium measure of the CL process is *correct*, i. e.

$$\int_{\mathcal{M}_c} PO = \frac{1}{Z} \int_{\mathcal{M}} e^{-S} O. \quad (25)$$

The hardest point to check is the bound (second bullet point), but in some cases one can obtain negative evidence by its violation [33, 40].

## 3 Problems swept under the rug

### 3.1 Mathematical problems

There are two serious mathematical problems connected with the CL method:

(1) Existence and uniqueness of the stochastic process as well as the time evolutions generated by  $L, L_c, L^T, L_c^T$  for all  $t \geq 0$  are not known. In numerical applications, however, there never seems to be a problem, provided one uses a suitable *adaptive step size* as described in [34].

(2) Convergence of the positive density  $P$  to an equilibrium measure is not proven mathematically. What we would need is some information about the spectrum of  $L$  and  $L^T$ , namely that the spectrum is contained in the left half of the complex plane, with a unique eigenvalue at the origin.

Already in 1985 Klauder and Peterson [35] remarked about the “*conspicuous absence of general theorems*” for such non-selfadjoint and non-normal operators. To my knowledge, the statement is still valid today.

We should, however, be pragmatic and not be deterred by this lack of mathematical rigor: numerically it seems that an equilibrium measure exists in all interesting cases; a necessary condition is the existence of an attractive fixed point of the drift  $\vec{K}$ , which holds in all cases of physical interest.

### 3.2 Practical problems

Being pragmatic, we still have worry about some problems. These are:

- (1) Boundary terms at  $\infty$  and at the poles of  $\vec{K}$  (if present),
- (2) Lack of ergodicity.

Both problems may lead to failure of the CL method, as we will show below. The simulations have to be monitored for possible boundary terms.

Other authors have also formulated criteria for failure, for instance [36]. These criteria are interesting, but it seems they can also be subsumed under those mentioned above. Salcedo [37] proves constraints on the support of the positive measure on  $\mathcal{M}_c$  that allow in some simple models to predict failure of CL without the need to actually carry out a simulation.

## 4 Boundary terms at $\infty$

In typical cases of lattice gauge theories the configuration space  $\mathcal{M}$  is compact whereas its complexification  $\mathcal{M}_c$  is not, for example

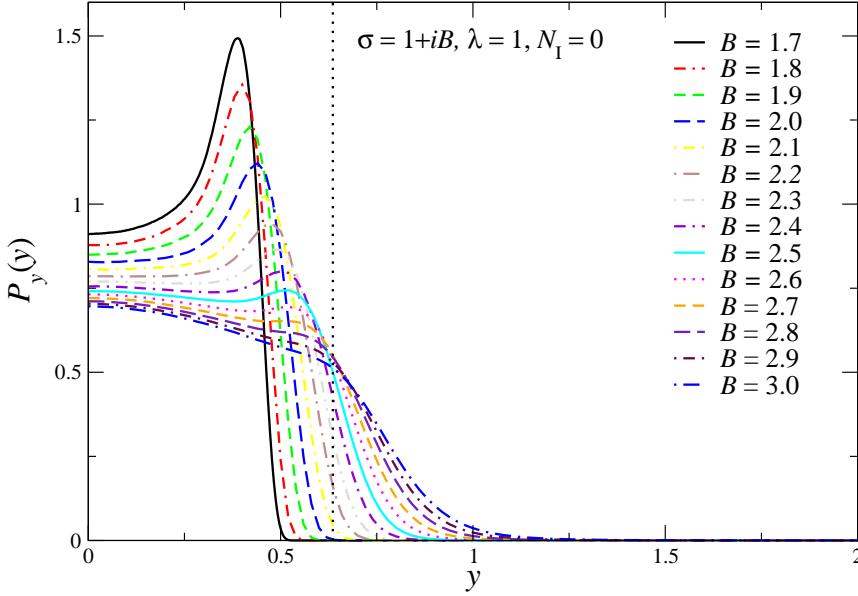
$$\mathcal{M} = SU(N)^{\times k}, \quad \mathcal{M}_c = SL(N, \mathbb{C})^{\times k}, \quad (26)$$

where  $k$  is the number of links. It is a well-known fact that holomorphic functions grow at  $\infty$ , hence the drift  $\vec{K}$  as well as the observables will grow at  $\infty$ . This can lead to “skirts” or “tails” of the distribution of  $P, |\vec{K}OP|$  on  $\mathcal{M}_c$ .

The presence or absence of boundary terms at  $\infty$  under integration by parts will depend on the decay of the distribution of  $|\vec{K}OP|$  as we move towards  $\infty$ .

In some toy models we are in luck: the equilibrium distribution is confined in a strip, i.e. at least the imaginary part remains bounded. An example [38] is

$$\mathcal{M} = \mathbb{R}, \quad \mathcal{M}_c = \mathbb{C}, \quad S = \frac{1}{2}(1 + iB)x^2 + \frac{1}{4}x^4. \quad (27)$$



**Figure 1.** Histograms of  $P_y(y)$  for various values of  $B$  for the toy model Eq.(27).

In this case the equilibrium distribution is confined in a strip provided  $B < \sqrt{3}$  and the CL simulation gives correct results.

The plot Fig.1, taken from [38] shows the emergence of skirts as  $B$  is increasing, crossing the critical value  $\sqrt{3}$ ; it displays histograms of the partially integrated equilibrium density

$$P_y(y) \equiv \int P(x, y) dx, . \quad (28)$$

The tails behave like  $O((x^2 + y^2)^{-3})$  and the results deteriorate as  $B$  becomes  $> \sqrt{3}$ .

## 5 Boundary terms at poles

This section follows largely our paper [40]. If  $\rho$  has zeroes in  $\mathcal{M}_c$ ,  $\vec{K}$  has poles there. The evolution  $\dot{O} = L_c O$  then generically produces essential singularities at these locations.

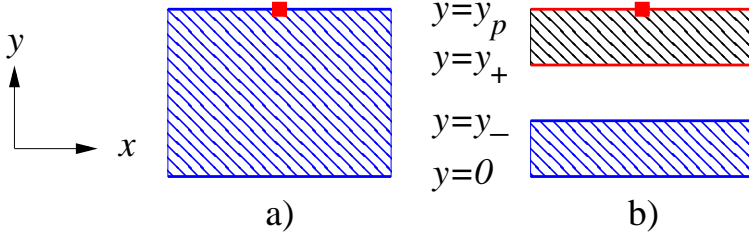
In equilibrium poles may be

- outside of the distribution: in this case they are harmless
- at the edge of the distribution: the behavior of  $|\vec{K}P|$  determines success or failure
- inside the distribution: success of failure depend on the behavior of  $|\vec{K}P|$  and *ergodicity*

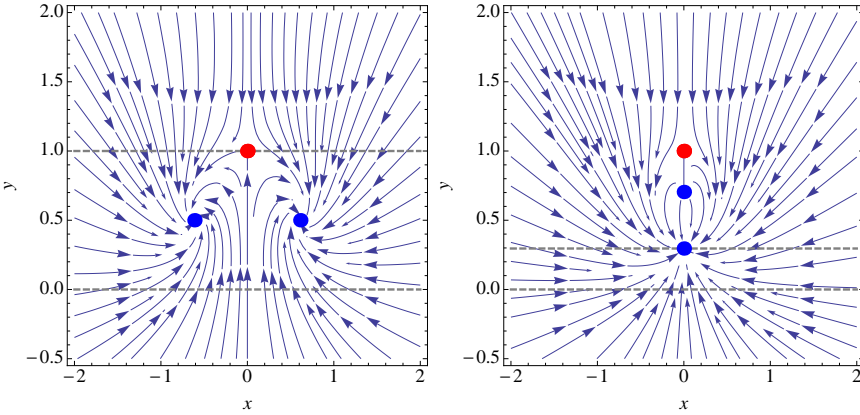
Nagata, Nishimura, Shimasaki [39] propose to monitor skirts of  $|\vec{K}P|$  at poles as well as at  $\infty$ . This is an excellent idea, allowing to analyze both kinds of boundary terms the same way.

We study these issues first in a simple one-pole model given by

$$\rho(x) = (x - iy_p)^{n_p} \exp(-\beta x^2), \quad (29)$$



**Figure 2.** One-pole model Eq.(29). Left:  $\beta < 2n_p/y_p^2$ , right:  $\beta > 2n_p/y_p^2$ .



**Figure 3.** ‘Classical’ flow diagram for the model Eq.(29) with  $y_p = 1, n_p = 2$ . Blue (red) circles are fixed points (poles). Left:  $\beta = 1.6 < 2n_p$ ; right:  $\beta = 4.8 > 2n_p$ ; the dashed lines indicate the strips confining the equilibrium distribution.

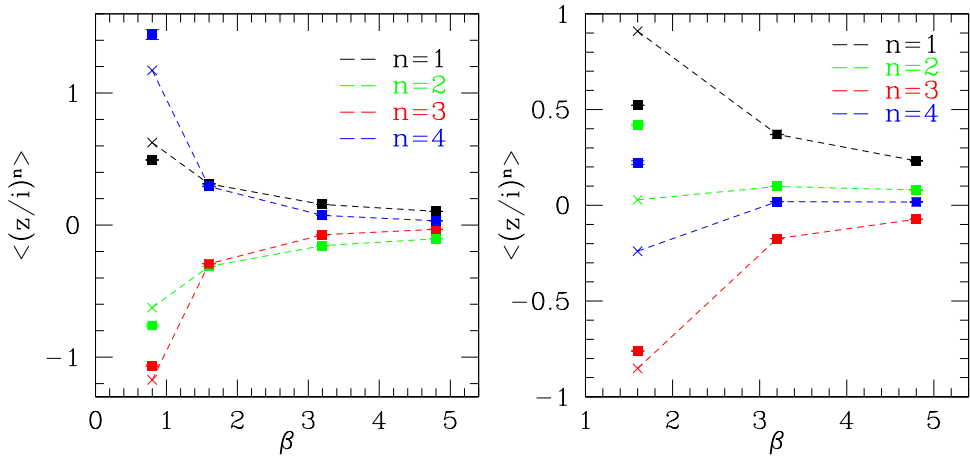
choosing  $y_p = 1$  for concreteness. The situation is illustrated in Fig.2: For  $\beta < 2n_p/y_p^2$  we have  $P(x, y) > 0$  for  $0 < y < y_p$  and the pole is on the edge of the equilibrium distribution, whereas for  $\beta > 2n_p/y_p^2$ ,  $P(x, y) > 0$  if and only if  $0 < y < y_-$  and the pole is outside the equilibrium distribution; the upper strip is transient.

This behavior can be understood by looking at the “classical” flow diagrams, see fig. 5 and it can be shown rigorously to be as stated [38, 40].

Fig 4 shows some results of CL simulations for  $n_p = 1$  and  $\beta = 0.8, 1.6, 3.2$  and  $4.8$  as well as for  $n_p = 2$  and  $\beta = 1.6, 3.2$ . In both cases the results improve dramatically with increasing  $\beta$ ; for  $n_p = 1$   $\beta = 1$  is already large enough, whereas for  $n_p = 2$  CL results are still quite wrong for this  $\beta$ . The reason for this difference is that  $n_p$  is multiplying the pole term in the drift and so with increasing  $n_p$  the pull towards the pole becomes stronger.

Let us now focus on  $n_p = 2$ . For  $\beta = 3.2$  and  $4.8$  there is excellent agreement between simulation results and the exact values. For  $\beta = 4.8$  (pole outside the distribution) this is to be expected, but it may be surprising that for  $\beta = 3.2$ , with the pole on the edge, CL still produces excellent results, unlike the situation for  $\beta = 1.6$ . The reason is the different behavior of the distribution near the poles





**Figure 4.** Comparison of CL results for  $\langle (z/i)^n \rangle$  with exact results (shown as crosses connected by dashed lines) for the one-pole model Eq.(29). Left panel:  $n_p = 1$  Right panel:  $n_p = 2; y_p = 1$ . Errors are smaller than the symbols.

for  $\beta = 3.2$  compared to  $\beta = 1.6$ , as shown in Fig.5. For  $\beta = 1.6$  there is a considerable boundary term, whereas for  $\beta = 3.2$  such a boundary term is either absent or invisibly small.

To see what happens with poles *inside* the distribution, we turn to another simple model: the one-link U(1) model given by:

$$\rho(x) = D(x) \exp[\beta \cos(x)]; \quad \kappa = 2, \mu = 1, \quad (30)$$

where

$$D(x) \equiv [1 + \kappa \cos(x - i\mu)]^{n_p} \quad (31)$$

is a mockup of the fermion determinant in a lattice model. We show the classical flow portrait for  $\beta = 0.3$  and three values of  $n_p$  in Eq.(6). Note that besides the attractive fixed point of the flow at  $\text{Im } z = 0$  there is a secondary one at  $\text{Im } z = \pm\pi$ .

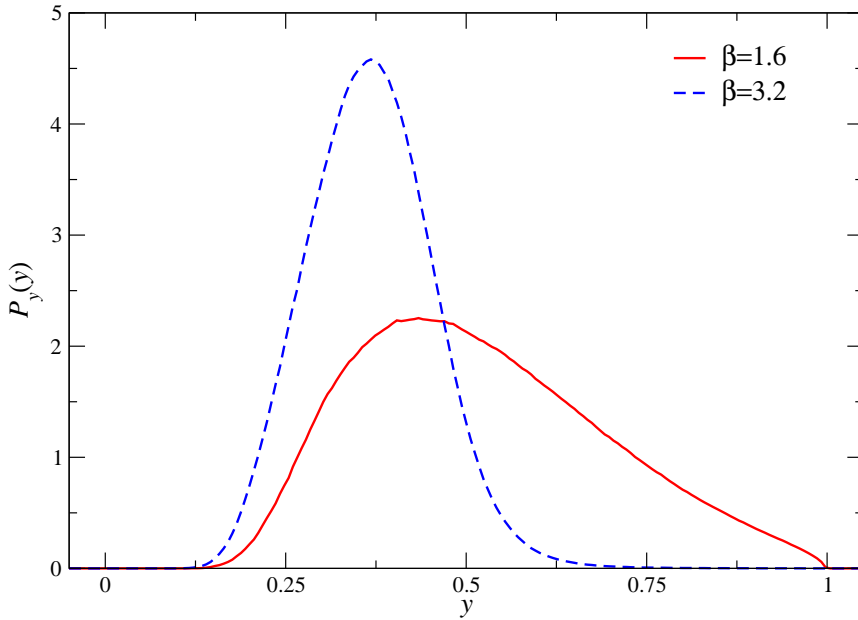
The equilibrium distributions for the same cases are shown in Fig.7. For  $n_p = 1, 2$  they show two almost separated regions defined by

$$G_{\pm} \equiv \{z \in \mathbb{C} | \text{sgn Re } D(z) = \pm 1\} \quad (32)$$

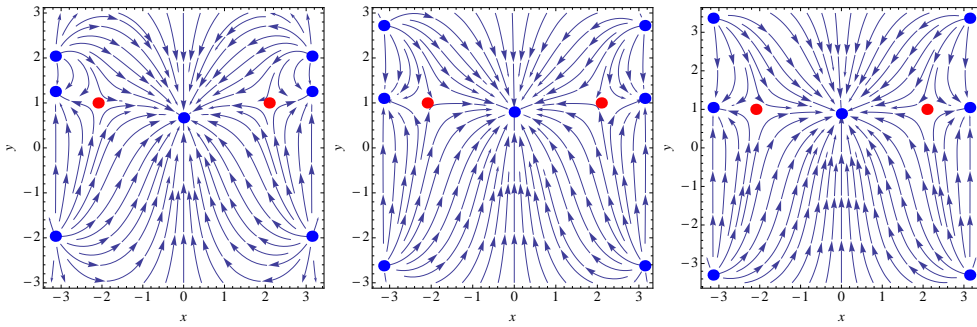
visible as the ‘head’ and ‘ears’, respectively. For  $n_p = 4$  we only see one region contained in  $G_+$ .

It can be seen that the process tends to avoid the poles, creating bottlenecks there. But it does not produce correct results (see [40]). The reason will be discussed in the next section, where we find that the CL processes restricted to  $G_+$  or  $G_-$  actually simulate correctly a *different complex measure*.

It is also interesting to study the effect of  $\beta$  here as well. We compare the results of simulations for  $\beta = 0.3$  and  $\beta = 5$  with the exact results in Fig.8 and see the failure of the simulation for  $\beta = 0.3$ , whereas for  $\beta = 5$  there is perfect agreement, even though in both cases the drift has a pole in the same place. This of course due to the fact that the large value of  $\beta$  makes the attraction of the fixed point at  $x = 0$  very strong.



**Figure 5.** Partially integrated distributions  $P_y(y) = \int dx P(x, y)$  for the one-pole model Eq.(29).

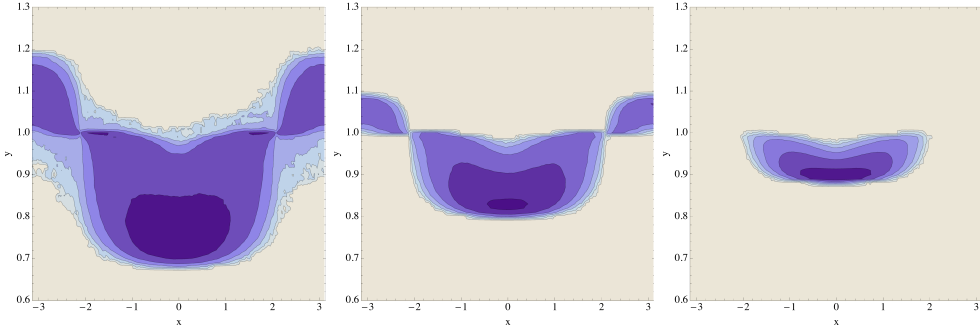


**Figure 6.** Flow portrait for the model Eq.(30). Blue dots: fixed points, red dots: poles. Left:  $n_p = 1$ , middle:  $n_p = 2$ , right:  $n_p = 4$ .

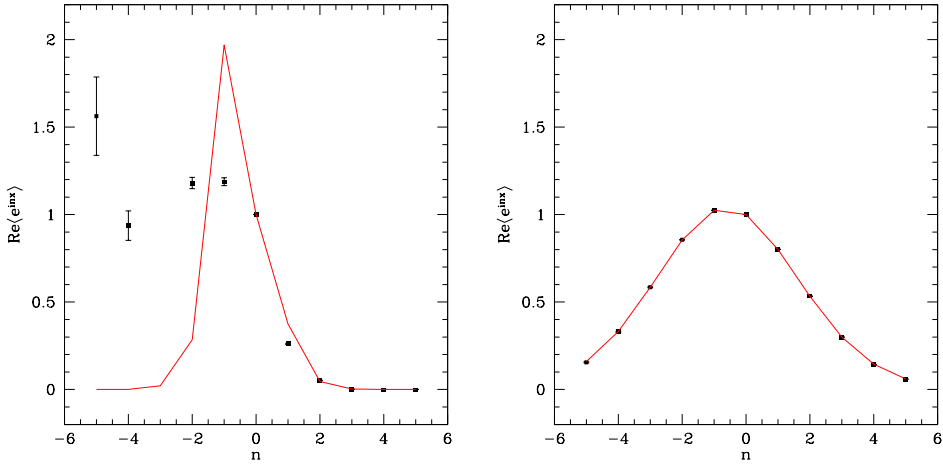
## 6 Failure of ergodicity

Consider a special case of the real one-pole model:

$$\rho = x^4 \exp\left(-\frac{x^2}{2\sigma}\right); \quad K = -\frac{x}{\sigma} + \frac{4}{x} \quad (33)$$



**Figure 7.** Logarithmic contour plots of the equilibrium distributions for the model Eq.(30). Left:  $n_p = 1$ , middle:  $n_p = 2$ , right:  $n_p = 4$ .



**Figure 8.** Comparison of CL simulation results with exact values for the  $U(1)$  one-link model. Shown are modes  $\langle e^{inz} \rangle$  for  $n = -5, \dots, 5$ . Left:  $\beta = 0.3$ , right:  $\beta = 5$ .

The Fokker-Planck Hamiltonian related to this model (see Section 1.1) is

$$H_{FP} = -\frac{d^2}{dx^2} + \frac{2}{x^2} + \frac{x^2}{2\sigma} - \frac{5}{2\sigma}; \quad (34)$$

$H_{FP}$  has two ground states

$$\Omega_{\pm} \propto \theta(\pm x) x^2 \exp\left(-\frac{x^2}{4\sigma}\right). \quad (35)$$

Corresponding to these ground states are *two* equilibrium probability densities:

$$P_{\pm}(x) \propto \Omega_{\pm}^2 \propto \theta(\pm x) x^4 \exp\left(-\frac{x^2}{2\sigma}\right). \quad (36)$$

The pole at the origin is a bottleneck, obstructing the crossing of the real CL process.

Returning now to the one-link U(1) model Eq.(30) (Section 2.1), recall that there the poles are also bottlenecks. We venture a bold generalization:

*Poles inside the distribution tend to form bottlenecks!*

In the simulation for  $n_p = 1, 2$ , the process occasionally manages to cross between the regions  $G_+$  and  $G_-$ , but this might be entirely due to the nonzero step size. For  $n_p = 4$  no such crossing was observed, even in very long runs (Langevin time 25000).

Restricting the simulation process to  $G_+$  ( $G_-$ ), it turns out that it correctly simulates the integral from one pole to the other along a path  $C_+$  ( $C_-$ ) from one pole to the other contained in  $G_+$  ( $G_-$ )!  $C_+$  is the path starting at the pole with negative real part and ending at the one with positive real part, whereas  $C_-$ , using the periodicity of the system starts at the latter pole and moves right, ending at the first pole.

This is shown in Fig.9 for  $n_p = 1$  and in Fig.10 for  $n_p = 2$ . So probably for  $n_p = 1, 2$  and definitely for  $n_p \geq 4$  there are two invariant (equilibrium) distributions and the process is *nonergodic*!

In this simple model one can actually obtain correct results for the original problem by combining the two restricted processes with suitable, not always positive weights,  $w_{\pm}$ :

$$\langle O \rangle \equiv w_+ \langle O \rangle_+ + w_- \langle O \rangle_- , \quad (37)$$

where  $\langle O \rangle_{\pm}$  are results of the CL simulation restricted to  $G_{\pm}$ .

$w_+$  and  $w_-$  are easily determined: they are

$$w_{\pm} = \frac{Z_{\pm}}{Z_+ + Z_-} , \quad (38)$$

with

$$Z_{\pm} = \int_{C_{\pm}} \rho(z) dz , \quad (39)$$

For our parameter set  $\beta = 0.3, \kappa = 2, \mu = 1$  the weights are:

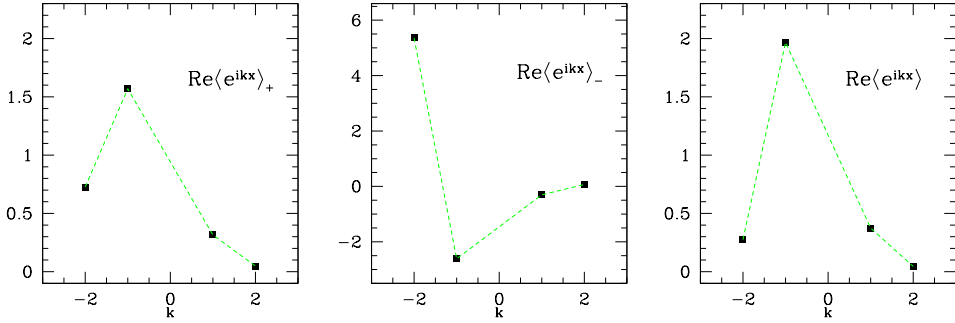
$$n_p = 1 : w_+ = 1.09551, w_- = -0.09551,$$

$$n_p = 2 : w_+ = 0.97267, w_- = 0.02733,$$

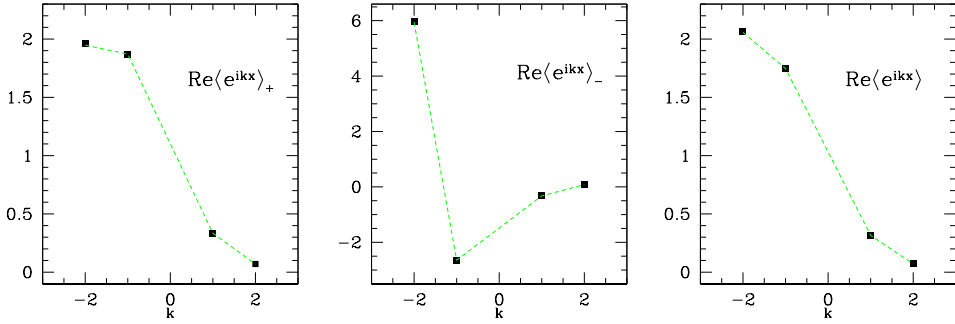
$$n_p = 4 : w_+ = 0.99699, w_- = 0.00301.$$

(cf [40]). So the ‘ears’ region  $G_-$  has already rather small weight for  $n_p = 1$ , getting even smaller with increasing  $n_p$ , so that for  $n_p = 4$  the ‘head’ region  $G_+$  alone gives results so close to the exact ones as to be practically indistinguishable.

The point to take home from this discussion is: absence of boundary terms, i.e. sufficiently fast vanishing of the distribution approaching a pole is *necessary* for correctness. It is not, however, *sufficient*, because nonergodicity may mean that a restriction of the desired complex measure is being simulated.



**Figure 9.**  $\text{Re}\langle e^{ikx} \rangle$  for  $n_p = 1$  and several values of  $k$ ; left: restricted to  $G_+$ , middle: restricted to  $G_-$ , right: combined with the weights  $w_+ = 1.09551, w_- = -0.09551$ . Black dots are results of CL simulations, green dashed lines connect the exact values; errors are smaller than the symbols.



**Figure 10.** Same as Fig.9, but for  $n_p = 2$ , and weights  $w_+ = 0.97267, w_- = 0.02733$ .

## 6.1 Poles in QCD

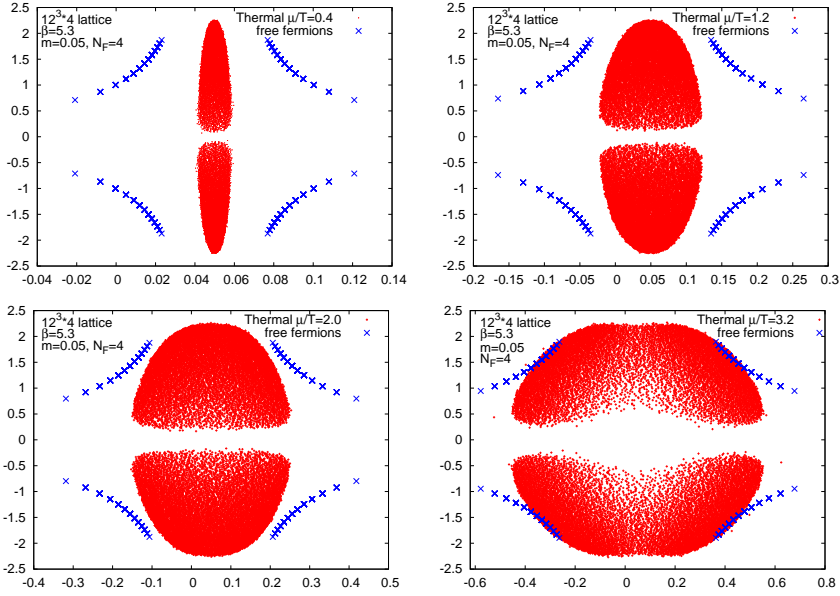
The fermion determinant in QCD

$$\det(\mathcal{D}_U + M) \tag{40}$$

in a finite volume is a polynomial in the matrix elements of the direct product of the  $SL(3, \mathbb{C})$  groups forming  $\mathcal{M}_c$ , so it *always* has zeroes somewhere in  $U \in SL(3, \mathbb{C})$ . These zeroes are of course not isolated points, but rather form submanifolds of  $\mathcal{M}_c$  of codimension 2. It should be expected that this also may lead to boundary terms and/or non-ergodicity, which might be the reason for failure in some cases.

But there is some good news: Sexty [41] and Aarts et al [40] find that the eigenvalues avoid 0, at least for the parameters studied, so at least there are apparently no boundary terms here.

It can be hoped that in many cases the situation is as in the one-link  $U(1)$  model for  $n_p = 4$ , i.e. that the region  $G_+$ , where  $\text{Re det}(\mathcal{D}_U + m) \geq 0$  already gives results sufficiently close to the correct ones.



**Figure 11.** Spectrum of staggered Dirac op.,  $12^3 \times 4$  lattice,  $\mu/T = 0.4, 1.2, 2.0, 3.2$ .

## 7 Gauge cooling (GC)

Gauge cooling [42] is a necessary (not always sufficient) procedure for obtaining stable results from CL simulations of lattice gauge theories. It starts with the observation that under complexification of the configuration space of a lattice gauge theory the group of gauge transformations gets complexified as well.

Let's be concrete and focus on lattice QCD. After integrating out the fermions the configuration space is  $\mathcal{M} \equiv SU(3)^{\times N_l}$  which gets complexified to  $\mathcal{M}_c \equiv SL(3, \mathbb{C})^{\times N_l}$ , where  $N_l \equiv \#$  of links. The gauge group  $\mathcal{G} \equiv SU(3)^{\times N_s}$  is complexified to  $\mathcal{G}_c \equiv SL(3, \mathbb{C})^{\times N_s}$  with  $N_s \equiv \#$  of sites. The point is that observables  $\mathcal{O}$ , analytically continued to  $\mathcal{M}_c$  and invariant under  $\mathcal{G}$  are also invariant under the larger, noncompact group  $\mathcal{G}_c$ . So in the ideal world of mathematics the expectation values of  $\mathcal{O}$  will not change under gauge transformations from  $\mathcal{G}_c$ ; they also would not change if the Langevin process is modified by adding a component tangential to the gauge orbit to the drift  $\vec{K}$ .

Nevertheless, such a modification of the process is necessary for the following reason: the Langevin process will move, due to buildup of rounding errors, exponentially fast into noncompact directions, far away from the unitary submanifold  $\mathcal{M}$ , because the drift  $\vec{K}$  produced from a gauge invariant action is gauge covariant and has no component restricting the movement along the gauge orbits of  $\mathcal{G}_c$ . The link variables thus will soon be very large, whereas the gauge invariant observables composed from them will involve huge cancellations, so that their values will become unreliable. The process will become numerically uncontrolled. This exponential growth is seen in Fig.12, taken from [42] (which will be explained later). So some stabilization of the noncompact directions is definitely necessary.

This can be done either by interspersing some 'gauge cooling steps' between 'dynamical updates' [42] or by adding a suitable cooling term to the drift, as advocated by [43]. A cooling procedure first requires defining a suitable distance from the unitary submanifold  $\mathcal{M}$ , called 'unitarity norm'; a

simple choice is

$$F(\{U\}) \equiv \sum_{\vec{x}} \text{tr} \left[ U_{\vec{x}}^\dagger U_{\vec{x}} + (U_{\vec{x}}^\dagger)^{-1} U_{\vec{x}}^{-1} - 2 \right] \geq 0, \quad (41)$$

where the sum is over the lattice sites; but of course there are other possibilities (see for instance [39, 44], which are sometimes preferable).  $F(\{U\})$  vanishes if and only if all the  $U$ 's are unitary.

Dynamical updates are defined, using a simple Euler discretization, by

$$U_{\vec{x},\mu} \mapsto \exp \left\{ - \sum_a i\lambda_a (\epsilon K_{a,\vec{x},\mu} + \sqrt{\epsilon} \eta_{a,\vec{x},\mu}) \right\} U_{\vec{x},\mu}, \quad (42)$$

where the  $\lambda_a$ ,  $a = 1, \dots, 8$  are the Gell-Mann matrices forming a basis of the Lie algebra of  $SU(3)$  and the drift is given by

$$K_{a,\vec{x},\mu} = D_{a,\vec{x},\mu} S \quad (43)$$

with the derivation  $D$  acting on a function  $f$  as

$$D_{a,\vec{x},\mu} f(\{U\}) = \lim_{\delta \rightarrow 0} \frac{1}{\delta} [f(\{U(\delta)\}) - f(\{U\})], \quad (44)$$

where  $\{U(\delta)\}$  means the variable  $U_{\vec{x},\mu}$  has been replaced by  $\exp(i\delta\lambda_a)U_{\vec{x},\mu}$  with all other variables unchanged. We define a 'gauge gradient' of the unitarity norm by

$$G_{a,\vec{x}} \equiv D_{a,\vec{x}} F = 2\text{tr}\lambda_a \left[ U_{\vec{x},\mu} U_{\vec{x},\mu}^\dagger - U_{\vec{x}-\hat{\mu},\mu}^\dagger U_{\vec{x}-\hat{\mu},\mu} \right] + 2\text{tr}\lambda_a \left[ -(U_{\vec{x},\mu}^\dagger)^{-1} U_{\vec{x},\mu}^{-1} + (U_{\vec{x}-\hat{\mu},\mu}^\dagger)^{-1} U_{\vec{x}-\hat{\mu},\mu}^{-1} \right]. \quad (45)$$

The gauge cooling updates of the configuration are then given by

$$\begin{aligned} U_{x,\hat{\mu}} &\mapsto \exp \left( - \sum_a \tilde{\alpha} \lambda_a G_{a,x} \right) U_{x,\hat{\mu}} \\ U_{x-\hat{\mu},\mu} &\mapsto U_{x-\hat{\mu},\mu} \exp \left( \sum_a \tilde{\alpha} \lambda_a G_{a,x} \right), \end{aligned} \quad (46)$$

where  $\tilde{\alpha} = \epsilon\alpha$ ;  $\alpha$  determines the strength of the GC force, whereas  $\epsilon$  is a discretization parameter as in Eq.(42). Note that even if  $\tilde{\alpha}$  is not small, Eq.(46) is still a gauge transformation; it just might not be optimal for reducing  $F$ .

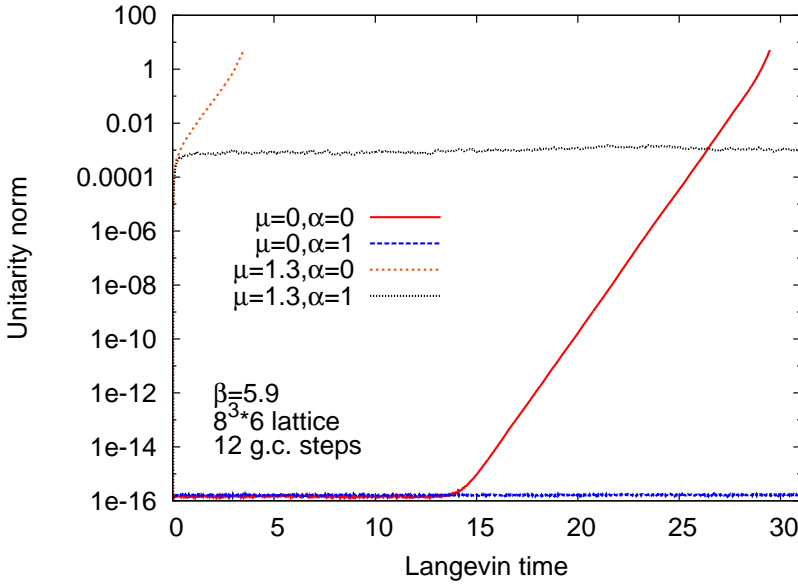
Gauge cooling first was shown to work in simple Polyakov loop model, given by a 1D lattice consisting of  $N$  links with periodic boundary conditions. [42] Analytically this model reduces to a trivial one-link integral, but it is a useful laboratory.

$$-S = \beta_1 \text{tr} U_1 \dots U_{N_i} + \beta_2 \text{tr} U_N^{-1} \dots U_1^{-1}, \quad (47)$$

with  $\beta_{1,2}$  complex. Simulating this model by using 'uncooled' CL for the  $N$  links, one discovers that already for  $N = 16$  one fails to reproduce the correct results. Adding sufficient gauge cooling, however, correct results are obtained.

## 8 GC for QCD and QCD inspired models

A more interesting application of GC is the study of the so-called heavy-dense QCD (HDQCD) model, which is obtained by dropping all spatial links from the Wilson fermion action. The plot Fig.12 is from a study of this model [42].



**Figure 12.** The unitarity norm in HDQCD as a function of Langevin time for various cooling parameters.

This model had been studied in [45] by reweighting, which is an exact procedure, but unfortunately limited to small lattices; here, however, those results serve as a standard to judge the correctness of CL simulations. In Fig.13 we show a comparison of the reweighted results with those of CL with GC on a  $6^4$  lattice, taken from [42]. It is seen clearly that for  $\beta \geq 5.7$  there is excellent agreement, whereas for  $\beta \leq 5.6$  there are considerable deviations.

A natural explanation is that these deviations are due to poles in the drift at the zeroes of the determinant, leading to boundary terms or nonergodicity; just as in the toy models discussed before, increasing  $\beta$  makes the process stay away from those dangerous places.

For full QCD there are also some results, some good, some not so good:

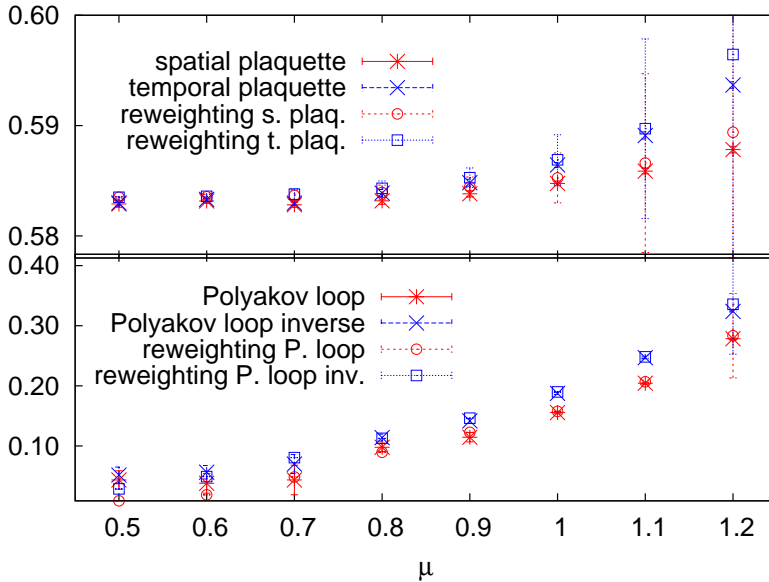
In an exploratory study for  $\beta = 5.9$  on a small ( $4^4$ ) lattice Aarts et al [46] used the expansion in the spatial hopping parameter  $\kappa_s$  for Wilson fermions, truncated at rather high order (up to 50) to see convergence; the hopping parameters  $\kappa_s = \kappa$  were chosen to be 0.12. Agreement of CL for the truncated expansion with CL for the full model supports correctness for this rather large value of  $\beta$ .

Sexty [41] and later Aarts et al [40] produced results for staggered quarks on lattices up to size  $12^3 \times 4$ ; there are deviations at smaller  $\beta$ .

A very detailed study by Fodor et al [47] compared CL with GC for QCD with staggered fermions to multi-parameter reweighting results on lattices up to  $16^3 \times 8$  and again found deviations for smaller  $\beta$ .

Kogut and Sinclair [48, 49] used staggered quarks on lattices up to  $16^4$  at  $\beta = 5.6$  and found unphysical results: no clear ‘silver blaze’ phenomenon and in particular wrong results for  $\mu = 0$ , where





**Figure 13.** HDQCD: comparison of CL results with reweighting.

the results can be checked by comparing with ordinary Monte Carlo simulations. By increasing  $\beta$  to 5.7 that last discrepancy disappeared, in accordance with our general observation that larger  $\beta$  values improve the situation. Their results show rather large values for the unitarity norms, which gives already reason for suspecting that the results are not correct (see next section).

Finally I should mention the very recent work by Bloch and Schenk [50] which is using a better matrix inversion method (‘selected inversion’) for the Dirac operator. This improves greatly the stability of the CL simulations, but brings out the deviations for smaller  $\beta$  even more clearly.

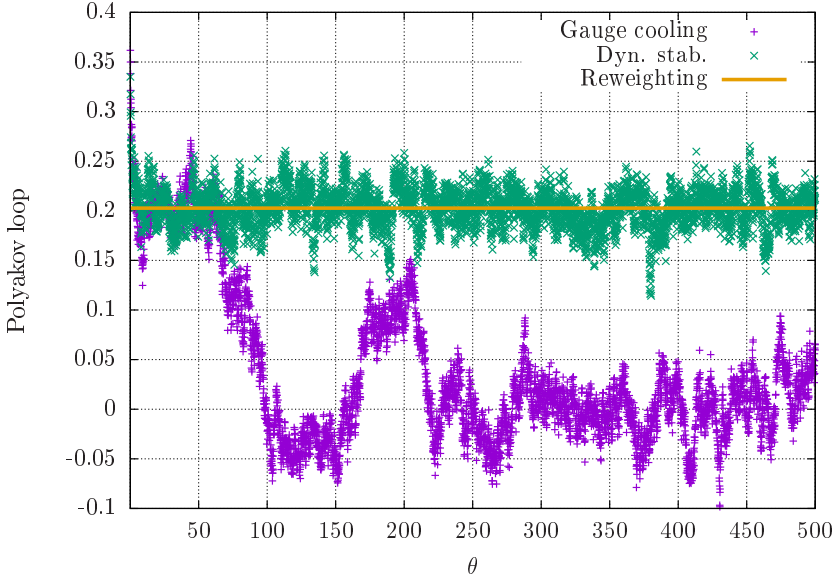
So this suggests that the incorrect results for QCD at smaller  $\beta$  are not due to numerical instabilities, but rather to a more fundamental problem of CL, as discussed earlier in this talk.

Some more encouraging results for larger  $\beta$  can be found, however, in [51].

## 9 Limitations of gauge cooling and how to deal with them

We have seen that CL even with gauge cooling has some issues, which are quite likely due to the zeroes of the fermion determinant. Various cures for this problem have been tried: Nagata et al [39] suggest to use different unitarity norms, Bloch et al [52] propose a variation of the GC procedure. In both cases problems at small  $\beta$  remain. Bloch [53] suggests reweighting of CL trajectories; while this works well in simple models, on larger lattices one has to expect overlap problems as always with reweighting.

In my view the most promising, though not sufficiently understood cure is the so-called dynamical stabilization proposed by F. Attanasio and B. Jäger [54–56]. The following plot Fig.14 taken from [57] and showing once more a simulation of HDQCD, gives some indication about what is going on: if we focus on the purple data, showing the evolution of a certain observable under CL with GC, we see that there is some kind of metastability up to  $t \approx 70$ , with the data fluctuating around the correct average value. Then the process wanders off fluctuating around a different (and incorrect) value.



**Figure 14.** HDQCD: time series of Polyakov loop vs Langevin time; lattice  $10^3 \times 4$ ,  $\kappa = 0.04$ ,  $\beta = 5.8$ ,  $\mu = 0.7$ .

A similar effect is also seen in the evolution of the unitarity norm: it first fluctuates around a small, but nonzero value, and then (again at  $t \approx 70$ ) drifts off to a much larger value.

Dynamical stabilization is a somewhat ad hoc fix for this: it consists in the addition of a small extra drift  $X$  keeping the unitarity norm small:

$$M_{\vec{x}}^a[U] = i b_{\vec{x}}^a (b_{\vec{x}}^a)^3 \quad b_{\vec{x}}^a = \sum_{\nu} \text{tr}[\lambda^a U_{\vec{x}\nu} U_{\vec{x}\nu}^\dagger]$$

$$X_{\vec{x}\mu}^a = i \epsilon \alpha_{DS} M_{\vec{x}}^a[U], \quad (48)$$

$X$  is invariant under  $SU(3)$  but not  $SL(3, \mathbb{C})$  gauge transformations. It is small as long as the unitarity norm remains in the right regime of fairly small values, and it is also small in the sense that it appears to go to zero with increasing  $\beta$ , indicating that it would disappear in the continuum limit, but it unfortunately invalidates the formal argument for correctness. For  $\alpha = 0$  it is absent, giving sometimes incorrect results as discussed, whereas for  $\alpha = \infty$  it restricts the simulation to the unitary submanifold  $\mathcal{M}$  and is also incorrect. But by choosing  $\alpha$  judiciously between those extremes, one can obtain good results.

In the picture Fig.14 [57] it is clearly seen that the extra drift makes the previously metastable region stable ( $\alpha$  was chosen appropriately). For details I refer to B. Jäger's contribution. [56].

It seems, however, necessary to gain a better understanding of the observed metastability. A possible interpretation is that, as in the  $U(1)$  one-link model analyzed before, that the system crosses a bottleneck into the basin of attraction of another, 'unphysical' attractive fixed point. Dynamical stabilization would then be just a device for preventing this crossing.

It is also conceivable that in order to stabilize the process, the unitary part of the gauge fluctuations needs to be restricted as well as the non-unitary one. Further research into these questions is necessary.

## 10 Summary and outlook

- Insufficient decay both at  $\infty$  and at poles may lead to boundary terms spoiling correctness of a CL simulation. Therefore ‘skirts’ or ‘tails’ have to be monitored carefully.
- Gauge cooling eliminates some of the ‘skirts’, but there still may be insufficient decay, so monitoring of them is still necessary.
- Poles are harmless if the process stays away from them; monitoring this in QCD is costly, unfortunately.
- The hopping expansion can sometimes avoid poles (see [46]), but it may still hit problems when  $\kappa$  approaches the continuum value.
- The best hope to cure the remaining problems seems to be the ‘dynamical stabilization’, but a better understanding why this works seems necessary.
- In the context of the previous point, it seems highly desirable to gain a deeper understanding of the reason for the observed metastability in QCD, and more generally, understand the essentials of the fixed point and pole structure.

## References

- [1] L. L. Salcedo, J. Math. Phys. **38** (1997) 1710 [hep-lat/9607044].
- [2] L. L. Salcedo, J. Phys. A **40** (2007) 9399 [arXiv:0706.4359 [hep-lat]].
- [3] L. L. Salcedo, Phys. Rev. D **94** (2016) no.7, 074503 [arXiv:1510.09064 [hep-lat]].
- [4] L. L. Salcedo, these proceedings.
- [5] D. Weingarten, Phys. Rev. Lett. **89** (2002) 240201 [quant-ph/0210195].
- [6] E. Seiler and J. Wosiek, arXiv:1702.06012 [hep-lat].
- [7] E. Seiler and J. Wosiek, these proceedings.
- [8] A. Wrzykowski, B. Ruba and J. Wosiek, these proceedings.
- [9] B. Ruba and J. Wosiek and A. Wrzykowski these proceedings.
- [10] M. Cristoforetti *et al.* [AuroraScience Collaboration], Phys. Rev. D **86** (2012) 074506 [arXiv:1205.3996 [hep-lat]].
- [11] A. Alexandru, G. Basar, P. F. Bedaque, G. W. Ridgway and N. C. Warrington, JHEP **1605** (2016) 053 [arXiv:1512.08764 [hep-lat]].
- [12] Y. Mori, K. Kashiwa and A. Ohnishi, arXiv:1705.05605 [hep-lat].
- [13] Y. Tanizaki, these proceedings.
- [14] F. di Renzo, these proceedings.
- [15] J. Nishimura, these proceedings.
- [16] S. Tsutsui, these proceedings.
- [17] A. Ohnishi, these proceedings.
- [18] P. Bedaque, these proceedings.
- [19] G. Parisi, Phys. Lett. **131B** (1983) 393.
- [20] J. R. Klauder, Acta Phys. Austriaca Suppl. **25** (1983) 251.
- [21] J. Ambjorn, M. Flensburg and C. Peterson, Phys. Lett. **159B** (1985) 335.
- [22] J. Ambjorn, M. Flensburg and C. Peterson, Nucl. Phys. B **275** (1986) 375.
- [23] J. Berges and I.-O. Stamatescu, Phys. Rev. Lett. **95** (2005) 202003 [hep-lat/0508030].
- [24] G. Parisi and Y. s. Wu, Sci. Sin. **24** (1981) 483.

- [25] G. G. Batrouni, G. R. Katz, A. S. Kronfeld, G. P. Lepage, B. Svetitsky and K. G. Wilson, *Phys. Rev. D* **32** (1985) 2736.
- [26] P. H. Damgaard and H. Huffel, *Phys. Rept.* **152** (1987) 227.
- [27] E. Nelson, *Phys. Rev.* **150** (1966) 1079.
- [28] E. Seiler, *Acta Phys. Austriaca Suppl.* **26** (1984) 259.
- [29] H. Nakazato, *Prog. Theor. Phys.* **77** (1987) 20.
- [30] K. Okano, L. Schülke and B. Zheng, *Prog. Theor. Phys. Suppl.* **111** (1993) 313.
- [31] H. Nakazato, K. Okano, L. Schulke and Y. Yamanaka, *Nucl. Phys. B* **346** (1990) 611.
- [32] G. Aarts, E. Seiler and I. O. Stamatescu, *Phys. Rev. D* **81** (2010) 054508 [arXiv:0912.3360 [hep-lat]].
- [33] G. Aarts, F. A. James, E. Seiler and I. O. Stamatescu, *Eur. Phys. J. C* **71** (2011) 1756 [arXiv:1101.3270 [hep-lat]].
- [34] G. Aarts, F. A. James, E. Seiler and I. O. Stamatescu, *Phys. Lett. B* **687** (2010) 154 [arXiv:0912.0617 [hep-lat]].
- [35] J. R. Klauder and W. P. Petersen, *J. Stat. Phys.* **39** (1985) 53.
- [36] T. Hayata, Y. Hidaka and Y. Tanizaki, *Nucl. Phys. B* **911** (2016) 94 [arXiv:1511.02437 [hep-lat]].
- [37] L. L. Salcedo, *Phys. Rev. D* **94** (2016) no.11, 114505 [arXiv:1611.06390 [hep-lat]].
- [38] G. Aarts, P. Giudice and E. Seiler, *Annals Phys.* **337** (2013) 238 [arXiv:1306.3075 [hep-lat]].
- [39] K. Nagata, J. Nishimura and S. Shimasaki, *Phys. Rev. D* **94** (2016) no.11, 114515 [arXiv:1606.07627 [hep-lat]].
- [40] G. Aarts, E. Seiler, D. Sexty and I. O. Stamatescu, *JHEP* **1705** (2017) 044 [arXiv:1701.02322 [hep-lat]].
- [41] D. Sexty, *Phys. Lett. B* **729** (2014) 108 [arXiv:1307.7748 [hep-lat]].
- [42] E. Seiler, D. Sexty and I. O. Stamatescu, *Phys. Lett. B* **723** (2013) 213 [arXiv:1211.3709 [hep-lat]].
- [43] K. Nagata, J. Nishimura and S. Shimasaki, *JHEP* **1607** (2016) 073 [arXiv:1604.07717 [hep-lat]].
- [44] G. Aarts, F. Attanasio, B. Jäger, E. Seiler, D. Sexty and I. O. Stamatescu, *PoS LATTICE 2014* (2014) 200 [arXiv:1411.2632 [hep-lat]].
- [45] R. De Pietri, A. Feo, E. Seiler and I. O. Stamatescu, *Phys. Rev. D* **76** (2007) 114501 [arXiv:0705.3420 [hep-lat]].
- [46] G. Aarts, E. Seiler, D. Sexty and I. O. Stamatescu, *Phys. Rev. D* **90** (2014) no.11, 114505 [arXiv:1408.3770 [hep-lat]].
- [47] Z. Fodor, S. D. Katz, D. Sexty and C. Török, *Phys. Rev. D* **92** (2015) no.9, 094516 [arXiv:1508.05260 [hep-lat]].
- [48] D. K. Sinclair and J. B. Kogut, *PoS LATTICE 2016* (2016) 026 [arXiv:1611.02312 [hep-lat]].
- [49] D. Sinclair, these proceedings.
- [50] J. Bloch and O. Schenk, these proceedings.
- [51] I. O. Stamatescu, G. Aarts, K. Boguslawski, M. Scherzer, E. Seiler, D. Sexty, these proceedings.
- [52] J. Bloch, J. Mahr and S. Schmalzbauer, *PoS LATTICE 2015* (2016) 158 [arXiv:1508.05252 [hep-lat]].
- [53] J. Bloch, *Phys. Rev. D* **95** (2017) no.5, 054509 [arXiv:1701.00986 [hep-lat]].
- [54] G. Aarts, F. Attanasio, B. Jäger and D. Sexty, *Acta Phys. Polon. Supp.* **9** (2016) 621 [arXiv:1607.05642 [hep-lat]].
- [55] F. Attanasio and B. Jäger, *PoS LATTICE 2016* (2016) 053 [arXiv:1610.09298 [hep-lat]].
- [56] B. Jäger, these proceedings.

[57] F. Attanasio, Ph.D. thesis, Swansea University 2017.