

VIX-LINKED FEES FOR GMWBS VIA EXPLICIT SOLUTION SIMULATION METHODS

MICHAEL A. KOURITZIN AND ANNE MACKAY

ABSTRACT. In a market with stochastic volatility and jumps, we consider a VIX-linked fee structure (see Cui et al. (2017)) for variable annuity contracts with guaranteed minimum withdrawal benefits (GMWB). Our goal is to assess the effectiveness of the VIX-linked fee structure in decreasing the sensitivity of the insurer's liability to volatility risk. Since the GMWB payoff is highly path-dependent, it is particularly sensitive to volatility risk, and can also be challenging to price, especially in the presence of the VIX-linked fee. In this paper, following Kouritzin (2016), we present an explicit weak solution for the value of the VA account and use it in Monte Carlo simulations to value the GMWB guarantee. Numerical examples are provided to analyze the impact of the VIX-linked fee on the sensitivity of the liability to changes in market volatility.

1. INTRODUCTION

Insurers and other financial institutions offering equity-linked insurance products are exposed to different financial, demographic and behavioral risks. In particular, the guarantees embedded in variable annuities (VA) are linked to the performance of financial markets, and they depend on the survival of the policyholder. Withdrawal, lapse and surrender behavior of the policyholder also have a significant impact on the revenue, the liabilities and the risk profile of the insurer. In order to reduce the exposure of life insurers to market volatility risk, the Chicago Board of Options Exchange (CBOE) has suggested linking the VA insurance fee rate to the VIX index (CBOE, 2013a,b), which is considered a proxy for short-term market volatility.

Volatility risk has a significant impact on insurers that hedge VA liabilities using market-traded derivatives. VA guarantees typically have a long horizon, which can extend over twenty years, while market-traded options are usually not liquid past the one-year mark. A replicating portfolio for VA guarantees is therefore composed of shorter-term instruments that need to be refreshed periodically. High market volatility increases option prices, and therefore impacts the cost and efficiency of the insurer's hedging strategy.

Risk management of a variable annuity can also be complicated by the fact that the embedded guarantees are financed via an insurance fee, which is typically quoted as a fixed percentage of the underlying VA account. These fee withdrawals reduce the actual return on the account, much like a management fee in mutual funds. A fixed fee structure creates a discrepancy between the fee income and the liability associated with the embedded

Date: June 21, 2019.

Key words and phrases. Stochastic Differential Equation, Explicit Solution, Monte Carlo Simulation, Heston Model.

Partial funding in support of this work was provided by an NSERC discovery grant.

guarantee. Indeed, the fee income decreases when the VA account value drops, but such a drop increases the value of the guarantee. Since equity returns and market volatility tend to be negatively correlated (the so-called *leverage effect*), linking the fee rate to the VIX index helps realign the fee income and the liability.

A VIX-linked fee structure is analyzed in Cui et al. (2017), who jointly describe the dynamics of the variable annuity account value and the VIX index. Using techniques based on characteristic function inversion, the authors calculate the net liability associated with a guaranteed minimum accumulation benefit (GMAB) when the market follows the Heston model (Heston (1993)). They show that the VIX-linked fee is in fact effective in reducing the sensitivity of the net liability to temporary variations in market volatility. In other words, when a VIX-linked fee rate is used, the impact on the net liability of an increase in market volatility is not as significant as when the GMAB is financed via a fixed-fee rate. A similar VIX-linked fee is also studied by Bernard et al. (2016), who link the VIX index to S&P 500 prices using a Gaussian copula.

There has been a recent interest in the application of market-dependent fee structures, which include VIX-linked fee, to finance VA guarantees. For example, Bernard et al. (2014) propose a fee paid only when the account value is below a certain threshold. This fee structure is analyzed in terms of surrender incentive behavior in MacKay et al. (2017), of fee deduction periods in Zhou and Wu (2015) and is extended to more general market models in Delong (2014).

Hitherto, in the academic literature, market-dependent fees have only been applied to accumulation benefits. In this paper, we focus on guaranteed minimum withdrawal benefits (GMWB). In exchange for an initial premium, a GMWB guarantees the policyholder a minimal income for a given number of years, regardless of market performance. The payoff resulting from this type of guarantee has path-dependent features, and analytic forms for the associated liability are not always possible, especially in market models that include stochastic volatility and jumps.

GMWBs are often studied assuming either deterministic withdrawals, or “optimal” (i.e. worst-case scenario for the insurer) withdrawals. For examples of the first assumption, see Milevsky and Salisbury (2006), Bauer et al. (2008) and Feng and Vecer (2017). Chen et al. (2008), Dai et al. (2008) and Luo and Shevchenko (2015) are examples of articles considering optimal withdrawals. In all cases, the insurance fee rate is assumed to be fix. The present paper is in the first category; the framework we present can accommodate both deterministic and adapted withdrawals. This allows us to focus on volatility risk. Analysis of the impact of the VIX-linked fee on the optimal policyholder behavior is left for future work.

In this paper, we consider a market with stochastic volatility and jumps, in which we assess the impact of the VIX-linked fee structure on the net liability and economic capital of a GMWB using Monte Carlo simulations. More precisely, we show that a VIX-linked fee structure decreases the sensitivity of the net liability to variations in market volatility. We use simulation method based on an explicit (weak) solution of the stochastic differential equation (SDE) describing the value of the VA account. This method was first introduced in Kouritzin (2016) and is based on the results of Kouritzin and Remillard (2016). Since it stems from an exact solution rather than on the transition density of the spot volatility,

our method is very flexible and could be extended to applications beyond the one presented here. It also avoids the issues resulting from Euler or Milstein discretization, such as a slow convergence rate and the possibility of simulations producing negative volatility.

Explicit solutions to non-linear stochastic differential equations are rare. However, when they arise and have a simple form, they can be most useful. There are two types of explicit solutions: strong and weak. Strong solutions are adapted to the driving processes and their explicit representation (if any) would be in terms of these driving processes only. Explicit weak solutions involve *extra randomness*, which does not show in the stochastic differential equations, but are equally useful as strong solutions if this extra randomness does not consume significant computational time to produce or if it can be produced offline. Kouritzin (2016) showed the Heston model has explicit weak solutions, which are obtained as projections of strong solutions to a higher dimensional stochastic differential equations of the form studied by Kouritzin and Remillard (2016). Such a Heston weak solution could be used to recover known marginal (and unknown joint) distributions at various times but more importantly gives an approximation-free formula to base simulation upon. Herein, we will show that the generalized Heston model used to describe the value of the VA account also yields weak solutions. Further, it will be explained in the appendix that the weak-solution *extra randomness* can be simulated offline.

The main contribution of this paper is twofold. First, we extend the work of Cui et al. (2017) by applying the VIX-linked fee to a GMWB, and by adding jumps to the index value process. In this context, we show that the net liability associated with the GMWB rider is less sensitive to changes in market volatility when the fee rate is a function of the VIX index. Hence, the conclusions of Cui et al. (2017) regarding GMABs in a stochastic volatility market can be extended to GMWBs in a more general market model.

In this paper, we also obtain an explicit weak solution for the value of the variable annuity account in an extended Heston market model with jumps, and use it to propose a new simulation method. We provide the details of the simulation algorithm, and we suggest modifications based on branching particles, which improves the performance of the algorithm. While the solution to the extended Heston-like SDE is new, the simulation algorithms are based on the ideas presented in Kouritzin (2016) and Kouritzin (2017a).

The rest of this article is as follows. In Section 2, we fix the financial setting of our work, and we introduce GMWB contract and the valuation framework. Section 3 contains the main theoretical results and the resulting simulation method. This method is used to present numerical examples in Section 4, and Section 5 concludes. More involved proofs, as well as detailed simulation algorithms are provided in appendices.

2. FINANCIAL MODEL AND VARIABLE ANNUITY CONTRACT

2.1. Variable annuity account. We consider the simplified situation where the variable annuity (VA) account is invested in a single fund, which tracks an equity index. In this paper, as in CBOE (2013a,b) and Cui et al. (2017), we assume that this index is the S&P 500.

Let $T \in (0, \infty)$ be the final time of the model. It could, for example, represent the last time at which the cash flows coming from the VA contract can be paid; no financial

modeling is required beyond that point. Throughout this paper, we use the following notation:

- $\{S_t\}_{0 \leq t \leq T}$ is the value of the equity index;
- $\{F_t\}_{0 \leq t \leq T}$ is the value of the variable annuity account.

2.1.1. *Equity index.* We consider a probability space $(\Omega, \mathcal{F}, \mathbb{F}, P)$, where P denotes the real-world (objective) measure. We model the index price process using a model that incorporates stochastic volatility and jumps (see for example Bates (2000), Andersen et al. (2002), and Pan (2002)), and we refer to it as the stochastic volatility with jumps (SVJ) model. We therefore assume that $\{S_t\}_{0 \leq t \leq T}$ has the following P -measure dynamics:

$$d \begin{pmatrix} S_t \\ V_t \end{pmatrix} = \begin{pmatrix} (r + \eta_S V_t - \lambda^* \delta^*) S_t \\ \nu - \varrho^* V_t \end{pmatrix} dt + \begin{pmatrix} \sqrt{1 - \rho^2} S_t V_t^{\frac{1}{2}} & \rho S_t V_t^{\frac{1}{2}} & S_{t-} \\ 0 & \kappa V_t^{\frac{1}{2}} & 0 \end{pmatrix} \begin{pmatrix} dB_t^* \\ d\beta_t^* \\ dX_t^* \end{pmatrix} \quad (1)$$

for $0 \leq t \leq T$, with $S_0 = s > 0$, $V_0 = v_0 > 0$, $\nu > 0$, $\varrho^* > 0$, $\kappa > 0$ and $-1 \leq \rho \leq 1$. We let $r \geq 0$ and $\eta_S \geq 0$ denote the risk-free rate and the equity risk premium, respectively. B_t^* and β_t^* are P -Brownian motions, and $X_t^* = \sum_{i=1}^{N_t^*} J_i^*$ is a compound Poisson process, with $\{N_t^*, t > 0\}$ a Poisson process of intensity λ^* . For $i = 1, \dots, \infty$, we let $J_i^* = e^{Y_i^*} - 1$, and where each Y_i^* follows a Normal distribution with mean $(\log(1 + \delta^*) - \frac{\chi^2}{2})$ and variance χ^2 . We assume that B_t^* , β_t^* , N_t^* and Y_i^* , $i = 1, \dots, \infty$ are mutually independent.

From the definition of J_i^* , it follows that $E[J_i^*] = \delta^*$, and that the magnitude of jumps J_i^* is greater than -1 . This ensures that the price process does not reach 0 when a jump occurs.

Remark 2.1. *The model above is usually written in terms of the correlated P -Brownian motions \tilde{B}_t^* and $\tilde{\beta}_t^*$, with $\langle \tilde{B}^*, \tilde{\beta}^* \rangle_t = \rho t$:*

$$d \begin{pmatrix} S_t \\ V_t \end{pmatrix} = \begin{pmatrix} (r + \eta_S V_t - \lambda^* \delta^*) S_t \\ \nu - \varrho^* V_t \end{pmatrix} dt + \begin{pmatrix} S_t V_t^{\frac{1}{2}} & 0 & S_{t-} \\ 0 & \kappa V_t^{\frac{1}{2}} & 0 \end{pmatrix} \begin{pmatrix} d\tilde{B}_t^* \\ d\tilde{\beta}_t^* \\ dX_t^* \end{pmatrix}. \quad (2)$$

Representations (1) and (2) are equivalent, and our use of (1) facilitates the explicit representation of the dependence between randomness of the index price and the randomness of the volatility process.

The introduction of stochastic volatility and jumps make the market described above incomplete, and thus there exist infinitely many equivalent local martingale measures. In this work, we follow Duan and Yeh (2010) for the specification of the market prices of risk. In particular, we denote the market price of volatility by η_V , and we use composite parameters ϕ and ϕ^* to define the market price of jump risk. We define

$$\begin{aligned} \phi &= \lambda \left(\delta - \log(1 + \delta) + \frac{\chi^2}{2} \right), \\ \phi^* &= \lambda^* \left(\delta^* - \log(1 + \delta^*) + \frac{\chi^2}{2} \right) \end{aligned} \quad (3)$$

and let $\eta_J = \phi - \phi^*$ be the jump risk premium. Therefore, the jump process can have different intensities and mean size of jumps under each measure (see Section 3 of Duan and Yeh

(2010) for more details). Under these assumptions, the dynamics of the equity index and the volatility process keep a similar form under the risk-neutral measure, but have different parameters. Thus, under the pricing risk-neutral measure Q , we have

$$d \begin{pmatrix} S_t \\ V_t \end{pmatrix} = \begin{pmatrix} (r - \delta\lambda)S_t \\ \nu - \varrho V_t \end{pmatrix} dt + \begin{pmatrix} \sqrt{1 - \rho^2} S_t V_t^{\frac{1}{2}} & \rho S_t V_t^{\frac{1}{2}} & S_t \\ 0 & \kappa V_t^{\frac{1}{2}} & 0 \end{pmatrix} \begin{pmatrix} dB_t \\ d\beta_t \\ dX_t \end{pmatrix}, \quad (4)$$

where r is the risk-free interest rate and $\varrho = \varrho^* + \eta_V$. B_t and β_t , given by

$$B_t = B_t^* + \frac{\kappa\eta_S + \rho\eta_V}{\kappa\sqrt{(1 - \rho^2)}} \int_0^t V_s^{\frac{1}{2}} ds,$$

$$\beta_t = \beta_t^* + \frac{\eta_V}{\kappa} \int_0^t V_s^{\frac{1}{2}} ds,$$

are Q -Brownian motions. $X_t = \sum_{i=1}^{N_t} J_i$ with $\{N_t, t > 0\}$ is a Poisson process of intensity λ and for $i = 1, \dots$, $J_i = e^{Y_i} - 1$, with each Y_i normally distributed with mean $(\log(1 + \delta) - \frac{\chi^2}{2})$ and variance χ^2 . We also have that B_t , β_t , N_t and $\{Y_i\}_{i=1}^\infty$ are mutually independent.

Remark 2.2. *The SVJ model presented above includes the Heston (1993) model, which was used in a similar context in Cui et al. (2017), as a special case. To obtain results in the Heston model, it suffices to set the parameters linked to the compound Poisson process to 0.*

2.1.2. The variable annuity fee schedule. The fee rate paid out of the VA account is composed of two parts. The first part is the *investment management fee*. It is paid to the third party who manages the underlying investment fund. This part of the fee is not returned to the insurer who offers the financial guarantees.

The second part of the fee is called the *rider charge*, or the *rider fee*. It goes to the insurer and covers the cost of the financial guarantee, or rider.

We assume that the investment management fee is fixed, and we denote it by q . Only the rider fee, denoted by c_t , will be linked to the VIX index. We denote the total fee rate payable at time t by γ_t , and define it as the sum of the two types of fees:

$$\gamma_t = q + c_t. \quad (5)$$

In this paper, we consider the case where the rider fee is linked to the VIX index. The purpose of the VIX index is to measure the market's expectation of 30-day volatility implied from at-the-money S&P 500 Index (SPX) option prices. The CBOE calculates the VIX as a weighted average of SPX call and put prices over a wide range of strikes.

The square of the VIX index can be expressed as a function of the risk-neutral expectation of a certain log contract. Using $\bar{\tau} = 30/365$, we let $\bar{S}_t^{\bar{\tau}} = S_t e^{r\bar{\tau}}$ denote the price of a forward contract on the equity index. Then, it is possible to show that the square of the VIX at time t , VIX_t^2 , can be calculated as follows:

$$\text{VIX}_t^2 = \frac{2}{\bar{\tau}} E_t^Q \left[\log \left(\frac{S_{t+\bar{\tau}}}{\bar{S}_t^{\bar{\tau}}} \right) \right],$$

where $E_t^Q[\cdot]$ is shortened notation for $E^Q[\cdot|\mathcal{F}_t]$. For more details, see Appendix A of Lin (2007). Therefore, in the SVJ model, this expectation can be written as an affine function of the current instantaneous volatility V_t :

$$\frac{2}{\bar{\tau}} E_t^Q \left[\log \left(\frac{S_{t+\bar{\tau}}}{\bar{S}_{\bar{\tau}}} \right) \right] = A + BV_t, \quad (6)$$

where

$$\begin{aligned} A &= \frac{\nu(\varrho\bar{\tau} - 1 + e^{-\varrho\bar{\tau}})}{\varrho^2\bar{\tau}} + 2\phi, \\ B &= \frac{1 - e^{-\varrho\bar{\tau}}}{\varrho\bar{\tau}}, \end{aligned} \quad (7)$$

with ϕ as defined in (3). Therefore, the square of the VIX index at time t can be written as an affine function of V_t

$$\text{VIX}_t^2 = A + BV_t. \quad (8)$$

The main purpose of linking the fee rate to the VIX index is to re-align the value of the VA guarantee with the fee income, to reduce the sensitivity of the net liability to changes in the volatility. Since VA guarantees are typically more valuable when volatility is high, we seek to achieve positive correlation between the fee income and the VIX. Therefore, we let the fee be a linear function of the square of the VIX:

$$c_t := \bar{c} + m\text{VIX}_t^2, \quad (9)$$

where $\bar{c} > 0$ is the “base fee rate” and $m > 0$ is the “multiplier”. From the definition of the VIX squared, $c_t > 0$ for all t and V_t .

It is possible to re-write the total fee rate γ_t in terms of the instantaneous volatility. By substituting (7), (8) and (9) into (5), we obtain

$$\gamma_t = \alpha_0 + \alpha V_t, \quad (10)$$

where

$$\begin{aligned} \alpha_0 &= q + \bar{c} + \frac{m\nu}{\varrho} \left(\frac{\varrho\bar{\tau} - 1 + e^{-\varrho\bar{\tau}}}{\varrho\bar{\tau}} \right) + 2\phi, \\ \alpha &= m(1 - e^{-\varrho\bar{\tau}})/(\varrho\bar{\tau}), \end{aligned}$$

with ϕ as defined in (7).

2.1.3. The variable annuity account. The variable annuity account we present here is a generalization of the one used in Cui et al. (2017). In addition to the total fee, withdrawn from the account at a rate γ_t , we consider another cashflow representing withdrawals made by the policyholder. This allows us to price VA policies with a guaranteed minimum withdrawal benefit (GMWB) rider, which lets the policyholder make withdrawals (up to a pre-defined annual amount) until an amount equal to the initial investment has been withdrawn.¹ The rate of withdrawal at time t is denoted by $w_t \geq 0$.

¹Some GMWB riders can include other features that allow to increase the total amount available for withdrawals. We do not consider those in our paper.

Therefore, for $0 \leq t \leq T$ and for $F_t > 0$, the variable annuity account evolves according to

$$\frac{dF_t}{F_t} = \frac{dS_t}{S_t} - \gamma_t dt - \frac{w_t}{F_t} dt, \quad (11)$$

with $F_0 = P$, the amount of the initial premium. Using (4) and (10) in (11), we have, for $F_t > 0$,

$$d \begin{pmatrix} F_t \\ V_t \end{pmatrix} = \begin{pmatrix} \mu F_t - \alpha V_t F_t - w_t \\ \nu - \varrho V_t \end{pmatrix} dt + \begin{pmatrix} \sqrt{1 - \rho^2} F_t V_t^{\frac{1}{2}} & \rho F_t V_t^{\frac{1}{2}} & F_t \\ 0 & \kappa V_t^{\frac{1}{2}} & 0 \end{pmatrix} \begin{pmatrix} dB_t \\ d\beta_t \\ dX_t \end{pmatrix}, \quad (12)$$

for $0 \leq t \leq T$, where $\mu = r - \delta\lambda - \alpha_0$. Note that because of the withdrawals w_t , it is possible that F_t reaches 0. In this case, we assume the process is absorbed at 0 and does not become negative. Thus, for $F_t \leq 0$, $dF_t = 0$.

For risk management purposes, it is important to know the dynamics of the account value under the (objective) P -measure. Using (1) and (11), we obtain

$$d \begin{pmatrix} F_t \\ V_t \end{pmatrix} = \begin{pmatrix} \bar{\mu}^* F_t - \alpha^* V_t F_t - w_t \\ \nu - \varrho^* V_t \end{pmatrix} dt + \begin{pmatrix} \sqrt{1 - \rho^2} F_t V_t^{\frac{1}{2}} & \rho F_t V_t^{\frac{1}{2}} & F_t \\ 0 & \kappa V_t^{\frac{1}{2}} & 0 \end{pmatrix} \begin{pmatrix} dB_t^* \\ d\beta_t^* \\ dX_t^* \end{pmatrix}, \quad (13)$$

with $\bar{\mu}^* = r - \delta^*\lambda^* - \alpha_0$, $\alpha^* = \alpha - \eta_S$ and B_t^* , β_t^* and X_t^* as defined in (1).

Remark 2.3. *This setting can also be used to model other types of VA accounts. As mentioned earlier, by letting $w_t = 0$ for all $t \in [0, T]$, and by setting the jump parameters to 0, we recover framework presented in Cui et al. (2017). By letting w_t be negative, we can use it to represent deposits made in the VA account by the investor. This type of deposits are known as flexible premiums, and are discussed in Chi and Lin (2012) and Bernard et al. (2017). Although we do not focus on them here, the results we present in this paper can easily be used to price guarantees on VAs with flexible premiums.*

2.2. Pricing variable annuity guarantees. In this section, we consider a general variable annuity contract with maturity T . Any payout from the financial guarantee will be made before this time. We denote by $\varphi_t(F)$ the payoff of the guarantee at time t , $0 \leq t \leq T$, and assume that

$$E \left[\left(\int_0^T \varphi_t(F) dt \right)^2 \right] < \infty.$$

Note that $\varphi_t(F)$ can depend on the full path of F up to time t , not only on its value at t , F_t . In the next section, we will describe the specific guarantee in which we are interested, but first, we define concepts and quantities of interest.

We denote by τ_x the random variable representing the future lifetime of a policyholder aged x at $t = 0$, and we assume that τ_x is independent of the financial market.

Definition 2.1 (Discounted future loss). *The discounted future loss at time t , $0 \leq t \leq T$, is denoted by $\Lambda(t, F, V)$ and is given by*

$$\Lambda(t, F, V) = \int_t^T e^{-r(u-t)} \varphi_u(F) \mathbf{1}_{\{\tau_x > u\}} du - \int_t^T e^{-r(u-t)} c_u F_u \mathbf{1}_{\{\tau_x > u\}} du.$$

The discounted future loss is a random variable representing the difference between the future outflows and inflows to the insurer, for a given guarantee. Both cash flows stop if the policyholder dies before T . It is important to note that the fee income to the insurer only takes the rider fee c_t into account, since the investment management part of the fee q is paid to a third party. To simplify the notation, $\Lambda(t, F, V)$ is shortened to Λ_t whenever this notation does not cause confusion.

Definition 2.2 (Net liability). *The net liability at time t , $0 \leq t \leq T$ associated with the financial guarantee described by $\{\varphi_t\}_{0 \leq t \leq T}$ is denoted by $\Pi(t, F_t, V_t)$, and is given by*

$$\Pi(t, F_t, V_t) = E^Q[\Lambda_t | \mathcal{F}_t].$$

The net liability is thus the risk-neutral expectation of the discounted future loss.

Definition 2.3 (Fair fee). *A vector (\bar{c}^*, m^*) is called a fair fee structure (or fair fee) if it satisfies*

$$\Pi(0, F_0, V_0; \bar{c}, m) = 0. \quad (14)$$

In the above equation, we add the parameters \bar{c} and m to the notation of the net liability at 0, to highlight its dependence on the fee structure (9). From Definition 2.3, a VA contract is fairly priced if the insurer's expected discounted payout to the policyholder is equal to the expected discounted fee income.

For a given contract, the fair fee is generally not unique. More than one vector (\bar{c}, m) can satisfy (14); see Section 4 for an example. To find a fair fee structure, one typically fixes one of \bar{c} or m and uses (14) to solve for the other.

Using (5) and (10), the risk-neutral present value of future rider fee income can be written as

$$E_t^Q \left[\int_t^T e^{-r(u-t)} F_u c_u \mathbb{1}_{\{\tau_x > u\}} du \right] = (\alpha_0 - q) E_t^Q \left[\int_t^T e^{-r(u-t)} F_u \mathbb{1}_{\{\tau_x > u\}} du \right] + \alpha E_t^Q \left[\int_t^T e^{-r(u-t)} V_u F_u \mathbb{1}_{\{\tau_x > u\}} du \right]. \quad (15)$$

In the next section, we present the specific guarantee we seek to price.

2.3. Risk Management of Variable Annuity Guarantees. It is of interest for insurers and regulators to assess the distribution of the discounted future loss Λ_t . In particular, as explained in Feng (2014), tail risk measurement of the distribution of the initial loss Λ_0 can be used to determine reserves and risk capital. In this paper, we apply risk measures to the distribution of Λ_0 to study the effectiveness of the VIX-linked fee in reducing the sensitivity of the risk capital to changes in market volatility.

Two of the most popular tail risk measures in insurance are the value-at-risk (VaR) and the conditional tail expectation (CTE), which we recall in this section.

Definition 2.4 (Value-at-risk). *Let Λ be an \mathbb{R} -valued random variable and let ζ denote a confidence level in $(0, 1)$. The value-at-risk at a level ζ , denoted by $\text{VaR}_\zeta(\Lambda)$, is defined as*

$$\inf\{y \in \mathbb{R} : P(\Lambda \leq y) \geq \zeta\}.$$

When the distribution function of Λ is continuous, then the value-at-risk at a level ζ is simply the ζ -quantile of the distribution.

Definition 2.5 (Conditional tail expectation). *Let Λ be an \mathbb{R} -valued random variable and let ζ denote a confidence level in $(0, 1)$. If the distribution function of Λ is continuous, then the conditional tail expectation, denoted by $CTE_\zeta(\Lambda)$, is defined as*

$$CTE_\zeta(\Lambda) = E^P[\Lambda | \Lambda > VaR_\zeta(\Lambda)].$$

In our market model, the distribution of Λ is usually continuous. Therefore, it is not limiting to restrict the definition of the CTE to the continuous distribution case.

Remark 2.4. *In the context of variable annuities, the risk measures presented here should be calculated under the real-world probability measure, since their purpose is risk-management, rather than pricing.*

More details on the use of risk measures in the context of variable annuities can be found in Chapter 9 of Hardy (2003).

2.4. Guaranteed Minimum Withdrawal Benefit. A guaranteed minimum withdrawal benefit (GMWB) gives the policyholder the right to withdraw from the VA account at a maximum given rate (denoted here by \bar{w}) until the full amount of the initial premium F_0 is withdrawn, regardless of the current account value. That is, if the account value reaches 0 before the total of the withdrawals reaches F_0 , the policyholder can still make withdrawals, and the insurer needs to fund them.

Here we consider that T is the maturity of the guarantee, and we let it be defined as the time at which an amount equal to the initial premium has been withdrawn, so that

$$T = \inf \left\{ t > 0 : \int_0^t w_s ds = F_0 \right\}.$$

If we assume that the withdrawals are made at the maximum annual rate \bar{w} , then we have $T = F_0/\bar{w}$. In this paper, we will consider deterministic withdrawal rates that are not necessarily constant.

The guaranteed withdrawals made after the account is depleted represent the payoff of the GMWB rider. If the index tracked by the VA account performs well, it is possible that the account value is still positive at T . In this case, the payoff of the GMWB rider is equal to 0.

We let τ_0 be a stopping time representing the moment at which the VA account value reaches 0:

$$\tau_0 =: \inf \{t > 0 : F_t = 0\}. \quad (16)$$

Then $\tau =: \tau_0 \wedge T$ is the time at which the GMWB starts to pay off. If the account value is still positive at maturity of the contract, then $\tau = T$.

Henceforth, in order to focus on the financial risk, we also assume

$$P(\tau_x > T) = 1.$$

In other words, the policyholder is assumed to survive at least until maturity of the contract, and for any $t \leq T$, $\mathbb{1}_{\{\tau_x > t\}} = 1$.

The payoff function of the GMWB, $\varphi^W(F)$, can then be written as

$$\varphi_t^W(F) = \begin{cases} 0, & t < \tau, \\ w_t, & t \geq \tau. \end{cases} \quad (17)$$

We denote the discounted future loss associated with the GMWB rider at time t by $\Lambda^W(t, F, V)$, shortened to Λ_t^W when possible. Using (17) and Definition 2.1, we get

$$\Lambda^W(t, F, V) = \begin{cases} \int_t^T e^{-r(u-t)} w_u du - \int_t^T e^{-r(u-t)} c_u F_u du, & F_t > 0, \\ \int_t^T e^{-r(u-t)} w_u du - \int_t^T e^{-r(u-t)} c_u F_u du, & F_t = 0. \end{cases} \quad (18)$$

From (18), it is possible to observe that the randomness in the first term on the right-hand side only comes from τ , the time at which the VA account is depleted, since we assume a deterministic withdrawal rate w_t .

Proposition 2.1. *The net liability associated with the GMWB rider at time t , $\Pi^W(t, F, V)$ is given by*

$$\begin{aligned} \Pi^W(t, F_t, V_t) &= E_t^Q [\Lambda_t^W] \\ &= \begin{cases} E_t^Q \left[\int_\tau^T e^{-r(u-t)} w_u du \right] - E_t^Q \left[\int_t^\tau e^{-r(u-t)} c_u F_u du \right], & F_t > 0, \\ E_t^Q \left[\int_t^T e^{-r(u-t)} w_u du \right], & F_t = 0. \end{cases} \end{aligned} \quad (19)$$

Proof. The result follows from Definition 2.2, by taking the risk-neutral expectation of (18). Then, since the process F is absorbed at 0, we have

$$\begin{aligned} E_t^Q \left[\int_t^T e^{-r(u-t)} c_u F_u du \right] &= E_t^Q \left[\int_t^T e^{-r(u-t)} c_u F_u \mathbf{1}_{\{\tau > u\}} du \right] \\ &= E_t^Q \left[\int_t^\tau e^{-r(u-t)} c_u F_u du \right]. \end{aligned} \quad (20)$$

when $F_t > 0$, and $E_t^Q \left[\int_t^T e^{-r(u-t)} c_u F_u du \right] = 0$ when $F_t = 0$. \square

The main objective of this paper is to study the net liability $\Pi^W(t, F_t, V_t)$ and the distribution of Λ_0^W , when the rider fee c_t is linked to the VIX ($m > 0$). From (18) and (19), it is clear that these quantities are strongly path-dependent, because of the stopping time τ and the rider fee c_t . Therefore, analytical expressions such as the one presented in Cui et al. (2017) are not necessarily available, especially when the withdrawal rate w_t is not constant. We thus estimate risk-measures on the distribution of Λ_0^W and calculate $\Pi^W(t, F_t, V_t)$ by simulating the VA account process, using the simulation method developed in Kouritzin (2016). In the next section, we show how to adapt this method to our setting.

3. SIMULATING THE VARIABLE ANNUITY ACCOUNT

In this section, we present a weak solution to (12), and show how it can be used to construct an efficient simulation algorithm, which will be used to calculate the net liability defined in (19). In the next section, the algorithm will be used to assess the efficiency of the VIX-linked fee in reducing the riskiness of the net loss.

We build on the results of Kouritzin (2016), who show that the Heston (1993) model has an explicit weak solution, and that this weak solution facilitates efficient American and Asian option pricing. The model described by (12) is a generalization of the Heston model to the case where jumps are added to the price process and its drift is more general.

We first consider (4) with $\lambda = 0$. In this context, it was established by Kouritzin (2016) that: (i) weak solutions exist for all time $t \leq T$ when

$$\nu = \frac{n\kappa^2}{4} \quad \text{for some } n \in \{1, 2, 3, \dots\} \quad (\text{C})$$

holds and (ii) weak solutions hold up to a stopping time (when the volatility first drops below a small positive threshold) in the situation Condition (C) fails. We use this result to obtain a weak solution for the value of the VA account, given by (12).

3.1. Explicit weak solutions for the VA account value. To price GMWB products, we recall the generalized SVJ model (12) presented in Section 2.1.3:

$$d \begin{pmatrix} F_t \\ V_t \end{pmatrix} = \begin{pmatrix} \mu F_t - \alpha V_t F_t - w_t \\ \nu - \varrho V_t \end{pmatrix} dt + \begin{pmatrix} \sqrt{1 - \rho^2} F_t V_t^{\frac{1}{2}} & \rho F_t V_t^{\frac{1}{2}} & F_t^- \\ 0 & \kappa V_t^{\frac{1}{2}} & 0 \end{pmatrix} \begin{pmatrix} dB_t \\ d\beta_t \\ dX_t \end{pmatrix}, \quad (21)$$

for $F_t > 0$, and $dF_t = 0$ for $F_t \leq 0$. In particular, the top equation drift has two added terms over the SVJ model introduced in (4). We will show that explicit weak solutions also exist for the generalized model (21), and that they can be used effectively to price GMWB products.

3.1.1. Preliminary lemmas. We first handle the additional drift term w_t .

Lemma 3.1. *Suppose that $\{(G_t, V_t), t \geq 0\}$ solves*

$$d \begin{pmatrix} G_t \\ V_t \end{pmatrix} = \begin{pmatrix} \mu G_t - \alpha V_t G_t \\ \nu - \varrho V_t \end{pmatrix} dt + \begin{pmatrix} \sqrt{1 - \rho^2} G_t V_t^{\frac{1}{2}} & \rho G_t V_t^{\frac{1}{2}} & G_t^- \\ 0 & \kappa V_t^{\frac{1}{2}} & 0 \end{pmatrix} \begin{pmatrix} dB_t \\ d\beta_t \\ dX_t \end{pmatrix} \quad (22)$$

subject to $G_0 = 1$ and $G_t > 0$ for all t . Then, $\{(F_t, V_t), t \geq 0\}$ solves (21), where

$$F_t = \left(F_0 G_t - \int_0^t \frac{G_s}{G_s} w_s ds \right)$$

on $t < \tau_0$, and $F_t = 0$ on $t \geq \tau_0$, with $\tau_0 = \inf \{t > 0 : F_t = 0\}$.

Note that G is a stochastic exponential and $P(G_t > 0 \forall t \in [0, T]) = 1$.

Proof. It follows by integration by parts that for $F_t > 0$,

$$dF_t = (dG_t) \left[F_0 - \int_0^t \frac{w_s}{G_s} ds \right] - w_t dt$$

and then (21) follows by (22). Note that F_t is absorbed at $F_t = 0$. □

Next, for all $t \leq T$, we define the process H by removing the jump part from G :

$$d \begin{pmatrix} H_t \\ V_t \end{pmatrix} = \begin{pmatrix} \mu H_t - \alpha V_t H_t \\ \nu - \varrho V_t \end{pmatrix} dt + \begin{pmatrix} \sqrt{1 - \rho^2} H_t V_t^{\frac{1}{2}} & \rho H_t V_t^{\frac{1}{2}} \\ 0 & \kappa V_t^{\frac{1}{2}} \end{pmatrix} \begin{pmatrix} dB_t \\ d\beta_t \end{pmatrix}, \quad (23)$$

with $H_0 = G_0$. Note that H is the modified Heston kernel used in Cui et al. (2017) in the context of guaranteed minimum accumulation benefits. Now we can write

$$\begin{aligned} dG_t &= G_{t-} \left[(\mu - \alpha V_t)dt + \sqrt{1 - \rho^2} V_t^{\frac{1}{2}} dB_t + \rho V_t^{\frac{1}{2}} d\beta_t + dX_t \right] \\ dH_t &= H_t \left[(\mu - \alpha V_t)dt + \sqrt{1 - \rho^2} V_t^{\frac{1}{2}} dB_t + \rho V_t^{\frac{1}{2}} d\beta_t \right], \end{aligned}$$

which means G_t and H_t are stochastic exponentials with (unique) solutions. Hence, it is possible to obtain G from H via the following simple lemma.

Lemma 3.2. *Let $\Delta X_s = X_s - X_{s-}$, and let $\{G_t\}_{t \leq T}$ and $\{H_t\}_{t \leq T}$ be defined by (22) and (23). Then,*

$$G_t = H_t \prod_{s \leq t} (1 + \Delta X_s).$$

Proof. Let $M_t = \prod_{s \leq t} (1 + \Delta X_s)$, which is a pure jump process, so the quadratic variation $[H, M]_t = 0$ a.s. for all $t \leq T$, and $dM_t = M_{t-} dX_t$. Hence, by integration by parts,

$$\begin{aligned} d(H_t M_t) &= H_{t-} dM_t + M_{t-} dH_t \\ &= H_{t-} M_{t-} \left[dX_t + (\mu - \alpha V_t)dt + \sqrt{1 - \rho^2} V_t^{\frac{1}{2}} dB_t + \rho V_t^{\frac{1}{2}} d\beta_t \right]. \end{aligned}$$

The result follows since $G_0 = H_0 M_0$. □

For $t < \tau_0$, with τ_0 as defined in (16), we can then write

$$\begin{aligned} F_t &= H_t \left(F_0 \prod_{s \leq t} (1 + \Delta X_s) - R_t \right) \vee 0, \\ R_t &= \int_0^t \frac{w_u}{H_u} \prod_{u < s \leq t} (1 + \Delta X_s) du, \end{aligned}$$

where H is the explicit modified Heston model solution, which is presented below.

3.1.2. Theoretical Result. To solve $\{(H_t, V_t), t \geq 0\}$ weakly, we let

$$n = \left\lfloor \frac{4\nu}{\kappa^2} + \frac{1}{2} \right\rfloor \vee 1, \quad \nu_\kappa = \frac{n\kappa^2}{4}, \quad \mu_\kappa = \mu + \frac{\rho}{\kappa} (\nu_\kappa - \nu). \quad (24)$$

Now, the modified Heston kernel (23) has an explicit weak solution either for all time if Condition (C) holds or else until the volatility drops too low.

Theorem 3.1. *Let $\varepsilon \in (0, 1)$, $T > 0$, $\{W^1, \dots, W^n, B\}$ be independent standard Brownian motions with respect to the filtered probability space $(\Omega, \mathcal{F}, \{\mathcal{F}\}_{t \in [0, T]}, Q)$, V_0 be given*

random variables with $V_0 > \varepsilon$,

$$H_t = \exp\left(\sqrt{1-\rho^2} \int_0^t V_s^{\frac{1}{2}} dB_s + \left[\mu - \frac{\nu\rho}{\kappa}\right]t + \left[\frac{\rho\varrho}{\kappa} - \frac{1}{2} - \alpha\right] \int_0^t V_s ds + \frac{\rho}{\kappa}(V_t - V_0)\right) \quad (25)$$

$$V_t = \sum_{i=1}^n (Y_t^i)^2, \quad \eta_\varepsilon = \inf\{t : V_t \leq \varepsilon\} \quad \text{and} \quad (26)$$

$$L_t = \exp\left\{\frac{\nu - \nu_\kappa}{\kappa^2} \left[\ln(V_t) - \ln(V_0) + \int_0^t \frac{\kappa^2 - \nu_\kappa - \nu}{2V_s} + \varrho ds\right]\right\}, \quad (27)$$

where $Y_t^i = \frac{\kappa}{2} \int_0^t e^{-\frac{\varrho}{2}(t-u)} dW_u^i + e^{-\frac{\varrho}{2}t} Y_0^i$ for $i = 1, 2, \dots, n$. Define

$$\beta_t = \sum_{i=1}^n \int_0^t \frac{Y_u^i}{\sqrt{\sum_{j=1}^n (Y_u^j)^2}} dW_u^i + \int_0^{t \wedge \eta_\varepsilon} \frac{\nu - \nu_\kappa}{\kappa V_s^{\frac{1}{2}}} ds, \quad \text{and} \quad (28)$$

$$\widehat{Q}(A) = E[1_A L_{T \wedge \eta_\varepsilon}] \quad \forall A \in \mathcal{F}_T. \quad (29)$$

Then, η_ε is a stopping time and $L_{t \wedge \eta_\varepsilon}$ is a L^r -martingale with respect to Q for any $r > 0$. Moreover, (B, β) are independent standard Brownian motions and

$$d\begin{pmatrix} H_t \\ V_t \end{pmatrix} = \begin{cases} \begin{pmatrix} (\mu - \alpha V_t)H_t \\ \nu - \varrho V_t \end{pmatrix} dt + \begin{pmatrix} \sqrt{1-\rho^2}H_t V_t^{\frac{1}{2}} & \rho H_t V_t^{\frac{1}{2}} \\ 0 & \kappa V_t^{\frac{1}{2}} \end{pmatrix} \begin{pmatrix} dB_t \\ d\beta_t \end{pmatrix}, & t \leq \eta_\varepsilon \\ \begin{pmatrix} (\mu_\kappa - \alpha V_t)H_t \\ \nu_\kappa - \varrho V_t \end{pmatrix} dt + \begin{pmatrix} \sqrt{1-\rho^2}H_t V_t^{\frac{1}{2}} & \rho H_t V_t^{\frac{1}{2}} \\ 0 & \kappa V_t^{\frac{1}{2}} \end{pmatrix} \begin{pmatrix} dB_t \\ d\beta_t \end{pmatrix}, & t > \eta_\varepsilon \end{cases} \quad (30)$$

on $[0, T]$ with respect to \widehat{Q} .

Proof. We just provide *guess-and-check* style proof here and put the changes required to the motivated proof of Kouritzin (2016) in the Appendix. $\{Y^i\}_{i=1}^n$ are independent Ornstein-Uhlenbeck processes satisfying

$$dY_t^i = -\frac{\varrho}{2}Y_t^i dt + \frac{\kappa}{2}dW_t^i$$

so it follows by Itô's formula that $V_t = \sum_{i=1}^n (Y_t^i)^2$ satisfies

$$dV_t = 2 \sum_{i=1}^n Y_t^i dY_t^i + \frac{n\kappa^2}{4} dt = (\nu_\kappa - \varrho V_t)dt + \kappa V_t^{\frac{1}{2}} d\widehat{\beta}_t \quad (31)$$

with Q -Brownian motion

$$\widehat{\beta}_t = \sum_{i=1}^n \int_0^t \frac{Y_u^i}{\sqrt{\sum_{j=1}^n (Y_u^j)^2}} dW_u^i. \quad (32)$$

Moreover, using the fact $\mu - \frac{\nu\rho}{\kappa} = \mu_\kappa - \frac{\nu_\kappa\rho}{\kappa}$ and Itô's formula, one finds the right hand side of (25) satisfies

$$\begin{aligned} dH_t &= H_t \left[\sqrt{1-\rho^2} V_t^{\frac{1}{2}} dB_t + \left[\mu_\kappa - \frac{\nu_\kappa\rho}{\kappa} \right] dt + \left[\frac{\rho\rho}{\kappa} - \frac{1}{2} - \alpha \right] V_t dt + \frac{\rho}{\kappa} dV_t \right] \\ &+ \frac{H_t}{2} \left[(1-\rho^2) V_t dt + \frac{\rho^2}{\kappa^2} \kappa^2 V_t dt \right] \\ &= (\mu_\kappa - \alpha V_t) H_t dt + \sqrt{1-\rho^2} H_t V_t^{\frac{1}{2}} dB_t + \rho H_t V_t^{\frac{1}{2}} d\widehat{\beta}_t \end{aligned} \quad (33)$$

by (31) and the fact B and $\widehat{\beta}$ are independent. We have recovered the lower equations in (30). The upper equations and the switch are obtained by a Girsanov measure change $Q \rightarrow \widehat{Q}$, defined in (29), which makes β , defined in (28), a Brownian motion independent of B . With this in mind, one finds by Itô's formula and (31) that

$$\ln(V_t) - \ln(V_0) = \int_0^t \frac{\nu_\kappa - \rho V_s}{V_s} ds + \int_0^t \frac{\kappa}{V_s^{\frac{1}{2}}} d\widehat{\beta}_s - \frac{1}{2} \int_0^t \frac{\kappa^2}{V_s} ds$$

so, using (24), (27) is equivalent to

$$L_t = \exp \left\{ \int_0^t \frac{\nu - \nu_\kappa}{\kappa V_s^{\frac{1}{2}}} d\widehat{\beta}_s - \frac{1}{2} \int_0^t \frac{|\nu - \nu_\kappa|^2}{\kappa^2 V_s} ds \right\}. \quad (34)$$

Then, following Kouritzin (2016), one can easily show that

$$E \left[L_T^{\eta_\varepsilon} \left(f(H_{t_{n+1}}, V_{t_{n+1}}) - f(H_{t_n}, V_{t_n}) - \int_{t_n}^{t_{n+1}} A_u f(H_u, V_u) du \right) \prod_{k=1}^n h_k(H_{t_k}, V_{t_k}) \right] = 0$$

for all $0 \leq t_1 < t_2 < \dots < t_n < t_{n+1}$, $f \in \mathcal{S}(\mathbb{R}^2)$ (the rapidly decreasing functions) and $h_1, \dots, h_n \in B(\mathbb{R}^2)$ (the bounded, measurables), where

$$\begin{aligned} A_u f(\tau, v) &= [(\mu - \alpha v) \tau \partial_\tau f(\tau, v) + (\nu - \rho v) \partial_v f(\tau, v)] 1_{[0, \eta_\varepsilon]}(u) \\ &+ [(\mu_\kappa - \alpha v) \tau \partial_\tau f(\tau, v) + (\nu_\kappa - \rho v) \partial_v f(\tau, v)] 1_{[\eta_\varepsilon, T]}(u) \\ &+ \frac{1}{2} \tau^2 v \partial_\tau^2 f(\tau, v) + \rho \kappa \partial_v \partial_\tau f(\tau, v) + \frac{\kappa^2}{2} \partial_v^2 f(\tau, v). \end{aligned}$$

(We are using τ, v as state variables for H, V respectively.) Now, it follows by the argument on page 174 of Ethier and Kurtz (1986) that (H, V) satisfies the A_u -martingale problem with respect to \widehat{Q} . \square

The solution (25-28) is valid for *any* $\{Y_0^i\}_{i=1}^n$ such that $\sum_{i=1}^n (Y_0^i)^2 = V_0$. When Condition (C) is true, $L_t = 1$ and both L_t and η_ε are redundant. The solution is constructed with respect to the original risk-neutral probability Q and satisfies the upper equation in (30) until T . Otherwise, the solution satisfies the desired Heston model until η_ε , i.e. until the volatility drops too low (or we hit the final 'simulation time' T) and then falls back to the closest explicit alternative given in the lower part of (30). In this case the solution is with respect to a manufactured probability \widehat{Q} .

3.2. Weighted and explicit simulation of the VA account. Now, we use Theorem 3.1 to produce an efficient algorithm to simulate the value of the VA account and the volatility process. The algorithm will then be used to price the GMWB. The algorithm can also serve to price other types of guarantees on the VA account described by (12), such as the GMAB analyzed in Cui et al. (2017), or to model a VA account with flexible premium.

Defining constants

$$a = \sqrt{1 - \rho^2}, \quad b = \mu - \frac{\nu\rho}{\kappa}, \quad c = \frac{\rho\varrho}{\kappa} - \frac{1}{2} - \alpha, \quad d = \frac{\rho}{\kappa}, \quad e = \frac{\nu - \nu_\kappa}{\kappa^2}, \quad f = e^{\frac{\kappa^2 - \nu - \nu_\kappa}{2}},$$

we find that (25) and (27) can be rewritten as

$$H_{t_k} = H_{t_{k-1}} \exp \left(a \int_{t_{k-1}}^{t_k} V_s^{\frac{1}{2}} dB_s + b(t_k - t_{k-1}) + c \int_{t_{k-1}}^{t_k} V_s ds + d(V_{t_k} - V_{t_{k-1}}) \right) \quad (35)$$

$$L_{t_k} = L_{t_{k-1}} \exp \left\{ e \left(\ln \left(\frac{V_{t_k}}{V_{t_{k-1}}} \right) + \varrho(t_k - t_{k-1}) \right) + f \int_{t_{k-1}}^{t_k} \frac{1}{V_s} ds \right\}. \quad (36)$$

The stochastic integral in (35) is conditionally (given V) Gaussian since V and B are independent so simulation is just a centered normal random variable with variance $a^2 \int_{t_{k-1}}^{t_k} V_s ds$. Even the weight (36) avoids stochastic integrals. There are a number of choices for the two deterministic integrals to be computed. For example, using the trapezoidal rule, we have

$$\int_{t_{k-1}}^{t_k} V_s ds \approx \frac{1}{2M} \left\{ V_{t_{k-1}} + V_{t_k} + 2 \sum_{l=1}^{M-1} V_{t_k - \frac{l}{M}h} \right\},$$

with $h = t_k - t_{k-1}$, and a similar formula for $\int_{t_{k-1}}^{t_k} \frac{1}{V_s} ds$.

The Weighted Simulation algorithm is given in details in Appendix B. Note that when $\nu = \frac{n\kappa^2}{4}$, the explicit solutions do not require the weights L_t . In this case, L_t and η_ε should not be simulated. This reduced algorithm is then called the *Explicit Simulation* algorithm, and the general one (presented in Appendix B) stemming from Theorem 3.1 is the *Weighted Simulation* algorithm.

When $\nu - \nu_\kappa \neq 0$, the weighted simulation algorithm can also be improved by random resampling, or branching, of the simulated particles. At each time step, particles are branched individually, if necessary. The probability of re-sampling from a given path is based on the associated likelihood L_t . Different branching algorithms are presented in Kouritzin (2017a). The algorithms were originally developed in the context of sequential Monte Carlo methods in Kouritzin (2017c) and analyzed in Kouritzin (2017b). Here, for optimal performance, we use the *Effective Particle Branching* algorithm, which we present in details in Subroutine A2 in Appendix B.

Remark 3.1. *To understand the need to stop (at η_ε) before the volatility gets too small in Algorithm A1, we consider the situation where the volatility $V_t^{\frac{1}{2}} = 0$. Then, the (closest explicit and general) volatility equations become deterministic*

$$dV_t = \nu_\kappa dt, \quad dV_t = \nu dt$$

and it is obvious which solution one has. This makes model distributions singular to each other when $\nu_\kappa \neq \nu$.

The weighted or branching simulation algorithm can be used to calculate the initial net liability of the GMWB, $\Pi^W(0, F_0, V_0)$ given by (19). The variable annuity account value is obtained with the help of Lemmas 3.1 and 3.2. We define the additional variables C_t and W_t by

$$C_t = \int_0^{t \wedge \tau} e^{-ru} c_u F_u du \quad (37)$$

and

$$W_t = \int_\tau^t e^{-ru} w_u du \quad (38)$$

to track the discounted total fee paid up to t and the discounted total GMWB payoff paid up to t , respectively. The net liability is then obtained using a weighted Monte Carlo estimate. After all values $\{(C_T^j, W_T^j, L_T^j)\}_{j=1}^N$ have been simulated, the Monte Carlo estimate of the net liability is given by

$$\hat{\Pi}^W(0, F_0, V_0) = \frac{1}{N} \sum_{j=1}^N (W_T^j - C_T^j) L_T^j.$$

The details of this procedure are presented in Appendix B.

4. NUMERICAL RESULTS

In this section, we use the simulation algorithm introduced in Section 3.2 to analyze the effectiveness of the VIX-linked fee in reducing the sensitivity of the net liability and the net initial loss of a GMWB. We first explore the fair fee in the context of the VIX-linked fee structure. Then, we assess the impact of the fee structure on the net liability and the distribution of the net loss.

4.1. Market parameters. While the calculations of the fair fee and the net liability only require a calibration under the risk-neutral measure Q , the distribution of the net loss should be obtained under the real-world measure P . Calibrations of the SVJ model to both the P - and Q -measures are rare in the literature, and even more so when we require that they use relatively recent data. When they exist, they are not always appropriate for our purpose. For example, the parameters of Duan and Yeh (2010) result in a stochastic volatility process that is no longer mean-reverting under the Q -measure. Since the simultaneous calibration of the SVJ model to both measures is out of the scope of this paper, we have chosen to use the risk-neutral parameters obtained by Kokholm and Stisen (2015). For the calculation of the distribution of the net loss, the P -measure parameters are obtained by choosing reasonable values for the different risk premiums.

The parameters we use throughout the numerical examples, unless otherwise indicated, are presented in Table 1. They were obtained by Kokholm and Stisen (2015) using SPX option data on May 16, 2012. Note that we modified the value of ν (that is, $\kappa\theta$ in the original paper notation) from 0.1773 to 0.18, to ensure that Condition (C) holds. This modification speeds up our calculation without having a significant impact on our results. In addition, we set the risk-free rate to $r = 0.02$.

ν	ϱ	κ	V_0	ρ	λ	δ	χ
0.18	2.86	0.6	0.04	-0.96	0.21	-0.1252	0.18

TABLE 1. SVJ model parameters, modified from Kokholm and Stisen (2015) (calibration to SPX option data on May 26,2012)

4.2. Fair fee rate. To illustrate the effects of the VIX-linked fee structure, throughout the section we consider a VA contract with GMWB rider, with initial premium $F_0 = 100$. We assume that the policyholder can withdraw up to 7% of the initial account value per year, and that the contract is priced assuming that the maximum amount is withdrawn each year, continuously (that is, $w_t = 7$).

We first study the effect of different fee structures (\bar{c}, m) on the expected discounted total fee C_T and on the expected discounted payout W_T , as defined in (37) and (38). We consider $m \in \{0, 0.1, 0.2, 0.3\}$ and $\bar{c} \in [0.005, 0.035]$. For each fee structure (\bar{c}, m) , C_T and W_T are calculated using the explicit simulation method introduced in Section 3.2, with $N = 2 \times 10^5$ simulated paths and a time step $h = 1/250$.

Figure 1 presents the expected discounted total fee and payout, as defined in (37) and (38) as a function of \bar{c} , for different levels of m . For a fixed m , both the total fee and the payout are increasing in \bar{c} , for all four values of m studied. It is clear that the total fee should increase in \bar{c} , since the total fee rate is the sum of \bar{c} and another positive value, the square of the VIX multiplied by m . The total payout also increases with \bar{c} , since the increased fee rate directly reduces the net return on the VA account, so that a higher fee rate leads to a faster depletion of the fund. Hence, on average, when \bar{c} is increased, the first hitting time of 0 for F_t will be smaller, and the guarantee will be paid out for a longer period of time, resulting in a higher average total payout.

As explained in Section 2.2, a fair fee structure (\bar{c}^*, m^*) is such that, under the risk-neutral measure, the expected payout from the insurer is equal to the expected fee income. Using fair fee rates to analyze the impact of the VIX-linked fee allows us to compare the different types of fee structure. For example, by letting \bar{c} be such that the net liability at inception of the contract is null, we can assess the effect of setting the multiplier m at different levels. By ensuring that all fee structures considered are fair, we remove the impact of the initial liability on the results. We will also relax the assumption of a fair fee structure to analyze the effect of the VIX-linked fee on underpriced products in a later section.

To obtain fair fee structures (\bar{c}^*, m^*) , we fix the multiplier m to 0, 0.1, 0.2 and 0.3. For each value of m , we solve for the corresponding \bar{c} that satisfies (14). Note that when $m = 0$, the fee rate is constant, rather than dependent on the value of the VIX index. Using $m = 0$ allows us to compare the VIX-linked fee structure to the fixed fee one, which is typically used in the industry. For a given multiplier m , the net liability is calculated using the explicit simulation method introduced in Section 3.2, with $N = 200000$ simulated paths and a time step $h = 1/250$.

On the interval $\bar{c} \in [0.005, 0.035]$, Figure 2 shows that the net liability is strictly decreasing in \bar{c} , and that for all four values of m considered, it is possible to find \bar{c} such that the fee structure is fair. Similarly to the findings of Cui et al. (2017) for the GMAB, a higher multiplier m results in a lower fair \bar{c}^* . Indeed, when the VIX-linked component of

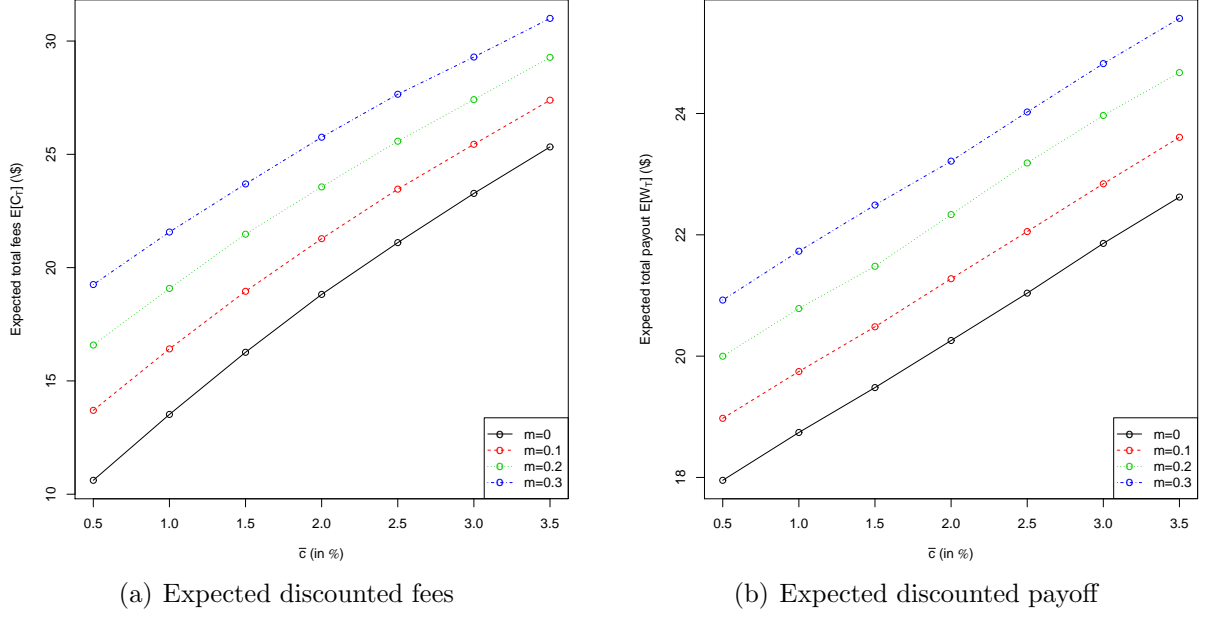


FIGURE 1. Expected discounted fees C_T and expected discounted payout W_T as a function of the base fee \bar{c} for various levels of the multiplier m .

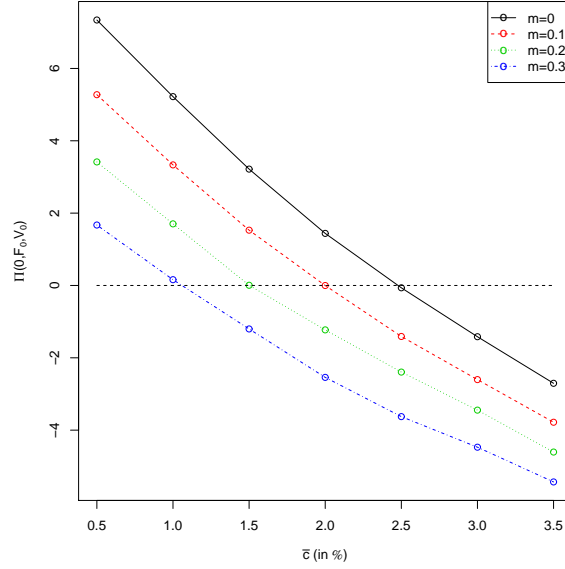


FIGURE 2. Net liability as a function of the base fee \bar{c} for various levels of the multiplier m .

the fee rate is higher, the remaining constant component can be lower, in order to cover the same financial guarantee.

The fair fee rates used in the rest of this section are presented in Table 2.

m^*	0	0.1	0.2	0.3
\bar{c}^* (in %)	2.4650	1.9859	1.5275	1.0300

TABLE 2. Fair fee rates for a GMWB contract, $F_0 = 100$, $w_t = 7$, $q = 0.0075$.

4.3. Net liability. As explained in CBOE (2013a), one of the goals of the VIX-linked fee is to reduce the sensitivity of the net liability to changes in market volatility. Indeed, in periods of high volatility, the expected value of the future payout tends to rise. When fees are set at a constant rate, the expected fee income remains at the same level, and can even fall, because of the leverage effect. Therefore, an increase in the current volatility will result in increased net liabilities. Such a variation leads to higher hedging costs and may also impact capital requirements.

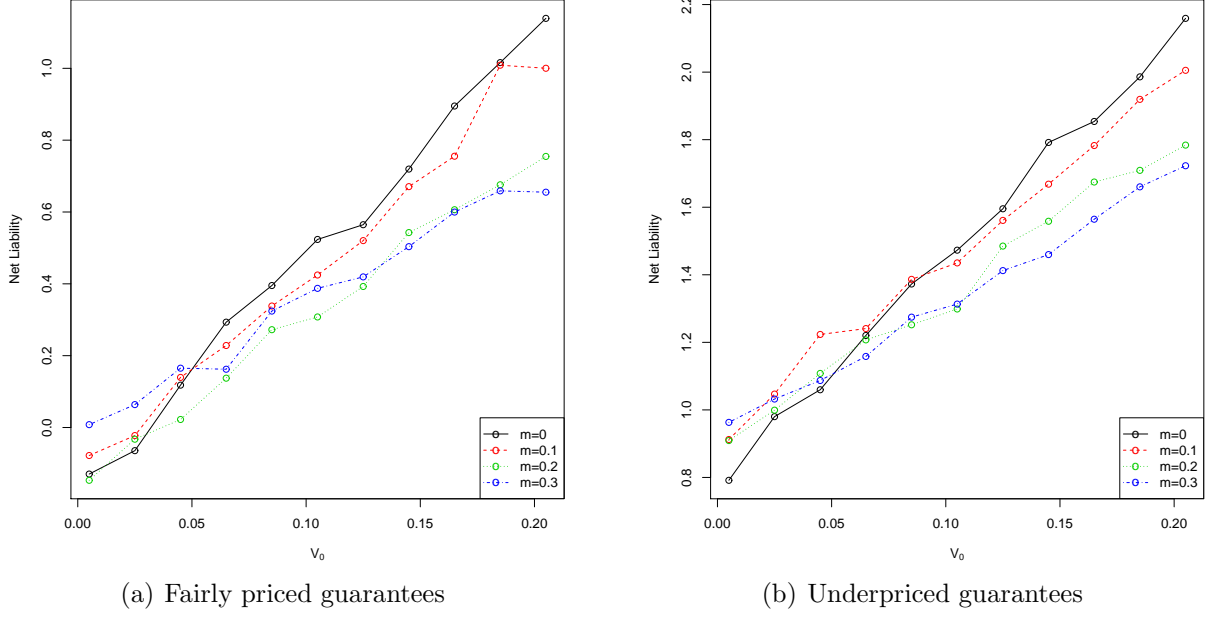
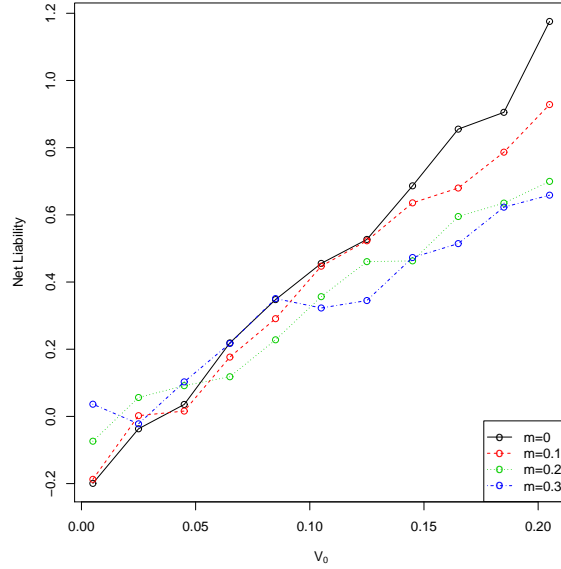
In the case of the GMAB, Cui et al. (2017) show that VIX-linked fees help reduce the effect of high volatility on the net liability. In the case of the GMWB, it is reasonable to expect a similar impact. If the volatility increases before the account is depleted, we can expect lower returns, which will speed up the depletion of the account and increase the expected value of the future payout. With a constant fee rate, such a rise in the volatility pushes the net liability up. However, with a VIX-linked fee structure, the expected future income also rises, thus reducing the overall effect of the volatility on the net liability.

To illustrate the impact of the fee structure, we consider the same contract as in Section 4.2 and calculate the net liability, defined in (20) for different values of V_0 . We are indeed interested in the impact of a temporary increase in market volatility on the value of the net liability. Reducing the sensitivity of the net liability to transitory changes in market volatility will help smooth out the value of the payoff to hedge, which should in turn improve the efficiency of the insurer's hedging strategy.

In Figure 3, we present the net liability at inception of the contract for different values of V_0 . The results presented in this section were obtained using $N = 5 \times 10^5$. In Figure 3(a), the results are obtained assuming that the contracts are priced fairly, using the fees given in Table 2. The results in Figure 3(b) reflect an underpriced contract²; for $m \in \{0, 0.1, 0.2, 0.3\}$, the corresponding base fee \bar{c} is set such that under the initial parameters (from Table 1), the net liability at inception is equal to 1. Both graphs in Figure 3 confirm that as V_0 increases, the net liability is less affected when the fee is linked to the VIX index ($m > 0$). The effect is more noticeable for higher values of m . In other words, having a larger portion of the fee rate linked to the VIX helps reduce the impact of an increase in the current volatility. On the other hand, the VIX-linked fee seems to have a reduced effect on the net liability of an underpriced contract.

The effectiveness of the VIX-linked fee in making the net liability more robust to changes in the volatility depends on the negative correlation between equity returns and the VIX. Therefore, it is relevant to assess the impact of the VIX-linked fee when this correlation is weaker. Figure 4 presents the net liability for different *fair* fee structures ($m \in \{0, 0.1, 0.2, 0.3\}$) when $\rho = -0.3$, and shows that the VIX-linked fee can still reduce the sensitivity of the net liability to changes in the spot volatility.

²Underpricing could be due, for example, to the use of a different pricing paradigm, or to a re-calibration of the pricing model.

FIGURE 3. Net liability at $t = 0$ as a function of V_0 .FIGURE 4. Net liability at $t = 0$ as a function of V_0 , $\rho = -0.3$.

4.4. Net loss. Our last numerical example focuses on the impact of the VIX-linked fee on the distribution of the discounted future loss (or initial net loss) at inception $\Lambda^W(0, F_0, V_0)$, defined in (18). The distribution of the initial net loss, especially its tail behavior, is an important part of risk management and risk capital determination (see for example Feng and Vecer (2017)). Throughout the section, we use the market parameters given in

Table 1 and consider the same contract as in Section 4.2, unless otherwise stated. For ease of notation, we write $\Lambda^W(0, F_0, V_0) = \Lambda_0^W$.

In this section, we are interested in the real-world (P -measure) distribution of the initial loss. For this reason, we simulate the paths of the account value and of the spot volatility using their P -measure dynamics described in (13). To do so, we set $\eta_S = 0.6667$, $\eta_V = -2$ and $\eta_J = 1.1414 \times 10^{-3}$. Note that we do not differentiate between the jump intensity risk and the jump size risk, and let $\delta^* = \delta$. While the risk-neutral parameters of Table 1 were taken from Kokholm and Stisen (2015), the additional P -measure parameter values were chosen arbitrarily, for illustration purposes only. They yield a P -measure drift for S_t that is dependent on V_t , and equal to 0.0672 when $V_t = 0.04$. The resulting long-term mean for V_t under the real-world measure is $\frac{\mu}{\sigma^2} = 0.037$.

Table 3 presents the P -measure expectation, the P -measure variance and the CTE at a 95% confidence level for a fixed fee and a VIX-linked fee structure (with $m = 0.3$), for various levels of V_0 . Since the fair fee was calculated using $V_0 = 0.04$, the results in the table illustrate the effect of a temporary drop ($V_0 = 0.02$) and a temporary increase ($V_0 = 0.08$) in market volatility on the net initial loss Λ_0^W . For V_0 fixed, compared to the fixed fee structure, a VIX-linked fee reduces the expected profit, but leads to a significant drop in the variance of Λ_0^W . Similarly, even if the mean of the distribution of Λ_0^W increases with m , its $CTE_{95\%}$ remains relatively stable. Therefore, the VIX-linked fee structure reduces the distance between the mean of the initial loss and its right tail.

Table 3 also suggests that the $CTE_{95\%}$ of the initial net loss is slightly less sensitive to an increase in the spot volatility V_0 when the fee rate is linked to the VIX.

	Fixed fee			VIX-linked fee		
V_0	0.02	0.04	0.08	0.02	0.04	0.08
$E^P[\Lambda_0^W]$	-8.18	-8.22	-8.37	-6.77	-6.84	-7.03
$Var^P[\Lambda_0^W]$	659.72	676.23	706.36	598.61	611.25	636.74
$CTE_{95\%}(\Lambda_0^W)$	41.37	41.78	42.76	41.34	41.73	42.34

TABLE 3. Expectation, variance and CTE of the net initial loss Λ_0 ($m = 0.3$ for VIX-linked fee).

The results of Table 3 depend on the P -measure parameters we chose. To check the sensitivity of our results to the volatility risk premium, we now set $\eta_V = -0.5$ and recalculate the P -measure expectation and variance, and the CTE at a 95% confidence level for a fixed fee and a VIX-linked fee structure (with $m = 0.3$), for various levels of V_0 . The results, presented in Table 4, give an indication of the impact of the VIX-linked fee structure on the initial net loss when the absolute value of the volatility risk premium is lower. In this case again, the VIX-linked fee leads to a slightly higher expected loss, with a much lower variance. The VIX-linked fee still helps reduce the sensitivity of the $CTE_{95\%}$ to changes in the volatility. However, its efficiency is reduced compared to the case where $\eta_V = -2$.

	Fixed fee			VIX-linked fee		
V_0	0.02	0.04	0.08	0.02	0.04	0.08
$E^P[\Lambda_0^W]$	-9.65	-9.81	-9.89	-9.11	-9.29	-9.50
$Var^P[\Lambda_0^W]$	819.06	843.50	886.71	786.62	802.96	847.44
$CTE_{95\%}(\Lambda_0^W)$	44.75	45.27	46.42	44.25	44.56	45.53

TABLE 4. Expectation, variance and CTE of the net initial loss Λ_0 , $\eta_V = -0.5$ ($m = 0.3$ for VIX-linked fee).

5. CONCLUSION

In this paper, we extended the analysis of the VIX-linked fee structure proposed in Cui et al. (2017) for VA with GMAB riders to a contract with a GMWB. Our market model includes stochastic volatility and jumps in the index value. We calculated the net liability and the net initial loss associated with the contract using Monte Carlo simulations. Our simulation method is based on an explicit weak solution for the value of the VA account.

We showed that linking the VA fee rate to the fee structure can help reduce the sensitivity of the net liability to temporary changes in market volatility. We expect that such a fee structure can improve the efficiency of hedging strategies by reducing the variations in the quantity to hedge, i.e. the net liability. We also showed that a VIX-linked fee structure can reduce the impact of a temporary change in market volatility on the tail of the distribution of the initial net loss. This can translate into capital requirements that are less sensitive to spot market volatility.

Throughout the paper, we only consider deterministic policyholder withdrawal behavior. Future research could also consider the impact of a VIX-linked fee structure on lapse and withdrawal incentives.

REFERENCES

- Andersen, T. G., Benzoni, L., and Lund, J. (2002). An empirical investigation of continuous-time equity return models. *The Journal of Finance*, 57(3):1239–1284.
- Bates, D. S. (2000). Post-'87 crash fears in the S&P 500 futures option market. *Journal of Econometrics*, 94(1):181–238.
- Bauer, D., Kling, A., and Russ, J. (2008). A universal pricing framework for guaranteed minimum benefits in variable annuities. *ASTIN Bulletin*, 38(2):621–651.
- Bernard, C., Cui, Z., and Vanduffel, S. (2017). Impact of flexible periodic premiums on variable annuity guarantees. *North American Actuarial Journal*, 21(1):63–86.
- Bernard, C., Hardy, M., and MacKay, A. (2014). State-dependent fees for variable annuity guarantees. *ASTIN Bulletin*, 44(3):559–585.
- Bernard, C., Kolkiewicz, A., and Tang, J. (2016). Variable Annuities with fees tied to VIX. *Working paper, Available at http://egrie2016.ucy.ac.cy/wp-content/uploads/2016/09/16_Bernard_2016-06-13*.
- CBOE (2013a). VIX for Variable Annuities - Part I. Technical report, Chicago Board of Options Exchange. Available at <http://images.info.standardandpoors.com/Web/StandardandPoors/VIX%20for%20VAs.pdf>.

- CBOE (2013b). VIX for Variable Annuities - Part II. Technical report, Chicago Board of Options Exchange. Available at http://www.nexusrisk.com/docs/whitepapers/VIX_FEE_WP-New.pdf.
- Chen, Z., Vetzal, K., and Forsyth, P. A. (2008). The effect of modelling parameters on the value of gmwb guarantees. *Insurance: Mathematics and Economics*, 43(1):165–173.
- Chi, Y. and Lin, X. S. (2012). Are flexible premium variable annuities under-priced? *ASTIN Bulletin*, 42(02):559–574.
- Cui, Z., Feng, R., and MacKay, A. (2017). Variable Annuities with VIX-Linked Fee Structure under a Heston-Type Stochastic Volatility Model. *North American Actuarial Journal*, pages 1–26.
- Dai, M., Kuen Kwok, Y., and Zong, J. (2008). Guaranteed minimum withdrawal benefit in variable annuities. *Mathematical Finance*, 18(4):595–611.
- Delong, L. (2014). Pricing and hedging of variable annuities with state-dependent fees. *Insurance: Mathematics and Economics*, 58:24–33.
- Duan, J.-C. and Yeh, C.-Y. (2010). Jump and volatility risk premiums implied by VIX. *Journal of Economic Dynamics and Control*, 34(11):2232–2244.
- Ethier, S. N. and Kurtz, T. G. (1986). *Markov processes: characterization and convergence*, volume 282. John Wiley & Sons.
- Feng, R. (2014). A comparative study of risk measures for guaranteed minimum maturity benefits by a PDE method. *North American Actuarial Journal*, 18(4):445–461.
- Feng, R. and Vecer, J. (2017). Risk based capital for guaranteed minimum withdrawal benefit. *Quantitative Finance*, 17(3):471–478.
- Hardy, M. (2003). *Investment guarantees: modeling and risk management for equity-linked life insurance*, volume 215. John Wiley & Sons.
- Heston, S. (1993). A closed-form solution for options with stochastic volatility with applications to bond and currency options. *Review of Financial Studies*, 6(2):327–343.
- Kokholm, T. and Stisen, M. (2015). Joint pricing of VIX and SPX options with stochastic volatility and jump models. *The Journal of Risk Finance*, 16(1):27–48.
- Kouritzin, M. (2016). Path-dependent option pricing with explicit solutions, stochastic approximations and Heston examples. *Working paper*, *arXiv:1608.02028*.
- Kouritzin, M. and Remillard, B. (2016). On explicit solutions to Itô diffusions. *Working paper*, *arXiv:1608.05362*.
- Kouritzin, M. A. (2017a). Branching particle pricers with Heston examples. *Working Paper*.
- Kouritzin, M. A. (2017b). Convergence rates for residual branching particle filters. *Journal of Mathematical Analysis and Applications*, 449(2):1053–1093.
- Kouritzin, M. A. (2017c). Residual and stratified branching particle filters. *Computational Statistics & Data Analysis*, 111:145–165.
- Lin, Y.-N. (2007). Pricing VIX futures: Evidence from integrated physical and risk-neutral probability measures. *Journal of Futures Markets*, 27(12):1175–1217.
- Luo, X. and Shevchenko, P. V. (2015). Valuation of variable annuities with guaranteed minimum withdrawal and death benefits via stochastic control optimization. *Insurance: Mathematics and Economics*, 62:5–15.

- MacKay, A., Augustyniak, M., Bernard, C., and Hardy, M. R. (2017). Risk management of policyholder behavior in equity-linked life insurance. *Journal of Risk and Insurance*, 84(2):661–690.
- Milevsky, M. A. and Salisbury, T. S. (2006). Financial valuation of guaranteed minimum withdrawal benefits. *Insurance: Mathematics and Economics*, 38(1):21–38.
- Pan, J. (2002). The jump-risk premia implicit in options: Evidence from an integrated time-series study. *Journal of financial economics*, 63(1):3–50.
- Zhou, J. and Wu, L. (2015). The time of deducting fees for variable annuities under the state-dependent fee structure. *Insurance: Mathematics and Economics*, 61:125–134.

APPENDIX A. MORE DETAILS ON THE PROOF OF THEOREM 3.1

The proof of Theorem 3.1 was basically a check that the given solution was correct. However, the explicit weak Heston solution introduced in Kouritzin (2016) was discovered in a more systematic way and new explicit solutions are more likely to be found by the method in Kouritzin (2016) than by guessing and checking. Hence, it is important to explain how the more general solutions used herein relate to the development in Kouritzin (2016), which is the focus of this appendix. For simplicity, we restrict ourselves to the case $n = 2$. First, it follows by Itô's formula and the independence of $\widehat{\beta}, B$ that $H_t = H_t^c H_t^i$ and V_t satisfy

$$d \begin{pmatrix} H_t \\ V_t \end{pmatrix} = \begin{pmatrix} \mu_\kappa H_t - \alpha V_t H_t \\ \nu_\kappa - \varrho V_t \end{pmatrix} dt + \begin{pmatrix} \sqrt{1 - \rho^2} H_t V_t^{\frac{1}{2}} & \rho H_t V_t^{\frac{1}{2}} \\ 0 & \kappa V_t^{\frac{1}{2}} \end{pmatrix} \begin{pmatrix} dB_t \\ d\widehat{\beta}_t \end{pmatrix}, \quad (39)$$

where we split H_t^i , the part of H_t that is independent of V , off

$$d \begin{pmatrix} H_t^c \\ V_t \end{pmatrix} = \begin{pmatrix} (\mu - \alpha V_t) H_t^c \\ \nu - \varrho V_t \end{pmatrix} dt + \begin{pmatrix} \rho H_t^c V_t^{\frac{1}{2}} \\ \kappa V_t^{\frac{1}{2}} \end{pmatrix} d\widehat{\beta}_t, \quad (40)$$

$$H_t^i = \exp \left(\sqrt{1 - \rho^2} \int_0^t V_s^{\frac{1}{2}} dB_s - \frac{1 - \rho^2}{2} \int_0^t V_s ds \right). \quad (41)$$

Now, recall W^1, W^2 are independent standard Brownian motions, set

$$\sigma(y, z, \tau) = \begin{bmatrix} \frac{\kappa}{2} & 0 \\ 0 & \frac{\kappa}{2} \\ \rho \tau y & \rho \tau z \end{bmatrix} \quad (42)$$

and define a new sde of the form:

$$d \begin{bmatrix} Y_t \\ Z_t \\ H_t^c \end{bmatrix} = \begin{bmatrix} -\frac{\varrho}{2} Y_t \\ -\frac{\varrho}{2} Z_t \\ (\mu_\kappa - \alpha(Y_t^2 + Z_t^2)) H_t^c \end{bmatrix} dt + \sigma(Y_t, Z_t, H_t^c) \begin{bmatrix} dW_t^1 \\ dW_t^2 \end{bmatrix}. \quad (43)$$

(Y, Z play the role of Y^1, Y^2 in the statement of Theorem 3.1.) This solution can be rewritten as:

$$d \begin{bmatrix} Y_t \\ Z_t \\ H_t^c \end{bmatrix} = \begin{bmatrix} -\frac{\rho Y_t}{2} \\ -\frac{\rho Z_t}{2} \\ (\mu_\kappa - \alpha V_t) H_t^c \end{bmatrix} dt + \begin{bmatrix} \frac{\frac{\kappa}{2} Z_t}{\sqrt{Y_t^2 + Z_t^2}} & \frac{\frac{\kappa}{2} Y_t}{\sqrt{Y_t^2 + Z_t^2}} \\ \frac{-\frac{\kappa}{2} Y_t}{\sqrt{Y_t^2 + Z_t^2}} & \frac{\frac{\kappa}{2} Z_t}{\sqrt{Y_t^2 + Z_t^2}} \\ 0 & \rho H_t^c V_t^{\frac{1}{2}} \end{bmatrix} \begin{bmatrix} dW_t \\ d\hat{\beta}_t \end{bmatrix}, \quad (44)$$

where

$$\begin{bmatrix} dW_t \\ d\hat{\beta}_t \end{bmatrix} = \begin{bmatrix} \frac{Z_t}{\sqrt{Y_t^2 + Z_t^2}} & \frac{-Y_t}{\sqrt{Y_t^2 + Z_t^2}} \\ \frac{Y_t}{\sqrt{Y_t^2 + Z_t^2}} & \frac{Z_t}{\sqrt{Y_t^2 + Z_t^2}} \end{bmatrix} \begin{bmatrix} dW_t^1 \\ dW_t^2 \end{bmatrix}. \quad (45)$$

Now, (43) can also be written in terms of Fisk-Stratonovich integration:

$$d \begin{bmatrix} Y_t \\ Z_t \\ H_t^c \end{bmatrix} = h(Y_t, Z_t, H_t^c) dt + \sigma(Y_t, Z_t, H_t^c) \bullet \begin{bmatrix} dW_t^1 \\ dW_t^2 \end{bmatrix}, \quad (46)$$

where h is the Fisk-Stratonovich drift:

$$h(y, z, \tau) = \begin{bmatrix} -\frac{\rho}{2} y \\ -\frac{\rho}{2} z \\ \mu\tau - \frac{\kappa\rho\tau}{2} - \tau(\frac{\rho}{2} + \alpha)(y^2 + z^2) \end{bmatrix}. \quad (47)$$

Now, it is easy to verify that the columns of σ of (42) satisfy $\nabla\sigma_i\sigma_j = \nabla\sigma_j\sigma_i$ so Theorem 2 of Kouritzin and Remillard (2016) can be used to construct a \mathcal{C}^2 -diffeomorphism Λ on $\mathbb{R} \times \mathbb{R} \times (0, \infty)$ that relates local solutions of (46) to local solutions $(\bar{Y}_t, \bar{Z}_t, \hat{H}_t^c)'$ of the simpler equation

$$d \begin{bmatrix} \bar{Y}_t \\ \bar{Z}_t \\ \hat{H}_t^c \end{bmatrix} = \hat{h}(\bar{Y}_t, \bar{Z}_t, \hat{H}_t^c) dt + \begin{bmatrix} 1 & 0 \\ 0 & 1 \\ 0 & 0 \end{bmatrix} d \begin{bmatrix} W_t^1 \\ W_t^2 \end{bmatrix} \text{ with } \hat{h} = \nabla\Lambda h \circ \Lambda^{-1} \quad (48)$$

via $(Y_t, Z_t, H_t^c)' = \Lambda^{-1}(\bar{Y}_t, \bar{Z}_t, \hat{H}_t^c)'$. Moreover, the diffeomorphism can be chosen as $\Lambda = \Lambda_2 \circ \Lambda_1$ with $\nabla\Lambda_1\sigma_1 \circ \Lambda_1^{-1} = e_1$, and $\nabla(\Lambda_2 \circ \Lambda_1)\sigma_1 \circ (\Lambda_1^{-1} \circ \Lambda_2^{-1}) = e_2$, implying it only depends upon σ . Consequently, Λ remains the same as in Kouritzin (2016):

$$\Lambda(x) = \begin{bmatrix} \frac{2}{\kappa} x_1 \\ \frac{2}{\kappa} x_2 \\ x_3 \exp\left(-\frac{\rho}{\kappa}(x_1^2 + x_2^2)\right) \end{bmatrix}, \quad \Lambda^{-1}(x) = \begin{bmatrix} \frac{\kappa}{2} x_1 \\ \frac{\kappa}{2} x_2 \\ x_3 \exp\left(\rho\frac{\kappa}{4}(x_1^2 + x_2^2)\right) \end{bmatrix}, \quad (49)$$

and

$$\nabla\Lambda(y) = \begin{bmatrix} \frac{2}{\kappa} & 0 & 0 \\ 0 & \frac{2}{\kappa} & 0 \\ \frac{-2\frac{\rho}{\kappa}y_1y_3}{\exp\left(\frac{\rho}{\kappa}(y_1^2 + y_2^2)\right)} & \frac{-2\frac{\rho}{\kappa}y_2y_3}{\exp\left(\frac{\rho}{\kappa}(y_1^2 + y_2^2)\right)} & \frac{1}{\exp\left(\frac{\rho}{\kappa}(y_1^2 + y_2^2)\right)} \end{bmatrix} \quad (50)$$

so $\widehat{h}(x) \doteq (\nabla \Lambda)h \circ \Lambda^{-1}(x)$ satisfies

$$\widehat{h}(x) = \begin{bmatrix} -\frac{\rho}{2}x_1 \\ -\frac{\rho}{2}x_2 \\ x_3 \left[\mu - \frac{\kappa\rho}{2} + \left[\frac{\kappa\rho\varrho}{4} - \frac{\kappa^2(\rho^2+2\alpha)}{8} \right] \{x_1^2 + x_2^2\} \right] \end{bmatrix}. \quad (51)$$

The solution for $(\overline{Y}_t, \overline{Z}_t, \widehat{H}_t^c)'$ in (48) is: $\overline{Y}_t = \int_0^t e^{-\frac{\rho}{2}(t-u)} dW_u^1 + e^{-\frac{\rho}{2}t} \overline{Y}_0$, $\overline{Z}_t = \int_0^t e^{-\frac{\rho}{2}(t-u)} dW_u^2 + e^{-\frac{\rho}{2}t} \overline{Z}_0$ (with $\overline{Y}_0^2 + \overline{Z}_0^2 = \frac{\kappa^2}{4} V_0$), and

$$\widehat{H}_t^c = \widehat{H}_0^c \exp \left(\left[\mu - \frac{\kappa\rho}{2} \right] t + \left[\frac{\kappa\rho\varrho}{4} - \frac{\kappa^2(\rho^2+2\alpha)}{8} \right] \int_0^t \{ \overline{Y}_s^2 + \overline{Z}_s^2 \} ds \right). \quad (52)$$

Moreover, it follows by (49) and $(Y_t, Z_t, H_t^c)' = \Lambda^{-1}(\overline{Y}_t, \overline{Z}_t, \widehat{H}_t^c)'$ that

$$H_t^c = \widehat{H}_t^c \exp \left(\frac{\rho\kappa}{4} (\overline{Y}_t^2 + \overline{Z}_t^2) \right) = \widehat{H}_t^c \exp \left(\frac{\rho}{\kappa} (Y_t^2 + Z_t^2) \right) = \widehat{H}_t^c \exp \left(\frac{\rho}{\kappa} V_t \right) \quad (53)$$

and it follows by (52), (53), (49) and substitution that

$$\begin{aligned} \frac{H_t^c}{H_0^c} &= \exp \left(\left[\mu - \frac{\kappa\rho}{2} \right] t + \left[\frac{\kappa\rho\varrho}{4} - \frac{\kappa^2(\rho^2+2\alpha)}{8} \right] \int_0^t \{ \overline{Y}_s^2 + \overline{Z}_s^2 \} ds + \frac{\rho}{\kappa} (V_t - V_0) \right) \\ &= \exp \left(\left[\mu - \frac{\kappa\rho}{2} \right] t + \left[\frac{\rho\varrho}{\kappa} - \frac{\rho^2}{2} - \alpha \right] \int_0^t V_s ds + \frac{\rho}{\kappa} (V_t - V_0) \right). \end{aligned} \quad (54)$$

Then multiplying $H_t = H_t^c H_t^i$ with H^i from (41) we get the desired form. \square

APPENDIX B. SIMULATION ALGORITHMS

In this section, we present the detailed simulation algorithms discussed in Section 3.2. First, it will be notationally convenient to define two constants

$$\sigma = \sigma_h = \kappa \sqrt{\frac{1 - e^{-\rho h}}{4\varrho}} \quad \text{and} \quad \psi = \psi_h = e^{-\frac{\rho h}{2}},$$

that will be used in the algorithms.

Note that all algorithms take as inputs the parameters pertaining to the market and to the VA contract. We omit to include them as inputs to the algorithm to simplify the presentation.

Subroutine A1 generates $(\widehat{H}_{t_k}, \widehat{V}_{t_k}, \widehat{L}_{t_k})$ from $(H_{t_{k-1}}, V_{t_{k-1}}, L_{t_{k-1}})$ using the weighted simulation method derived in Section 3. Note that $\{\eta_\varepsilon^j\}_{j=1}^{N_0}$ will all have been set to T prior to first use, as in Algorithm A (to follow).

Note that the random variables Z^i and Z^j in lines 5 and 10 of Subroutine A1 do not depend upon the inputs like H , L and Y , so they can be computed a priori offline and just be looked up in real time. When this is done there is a dramatic speed increase.

Subroutine A2 would normally be used in conjunction with Subroutine A1 when Condition (C) is not satisfied, in order to increase the precision of the results. In this algorithm, $I_{t_{k-1}}^j$ is a vector that tracks the ancestors of the j^{th} simulated particle. It is updated in lines 12 and 24 by adding an element to the vector. Note that the algorithm is simplified

Subroutine A1 Weighted simulation - One step

```

1: procedure WEIGHTEDSIMULATION( $\{H_{t_{k-1}}^j, L_{t_{k-1}}^j, \eta_\varepsilon^j\}_{j=1}^{N_{t_{k-1}}}, \{Y_{t_{k-1}}^{j,i}\}_{j,i=1}^{N_{t_{k-1}},n}, h, N_{t_{k-1}}\}$ )
2:   for  $j = 1$  to  $N_{t_{k-1}}$  do
3:      $\widehat{V}_{t_k}^j = 0$ 
4:     for  $i = 1$  to  $n$  do
5:       Generate  $(0, 1)$ -Normal  $Z^i$ 
6:        $\widehat{Y}_{t_k}^{j,i} = \psi Y_{t_{k-1}}^{j,i} + \sigma Z^i$ 
7:        $\widehat{V}_{t_k}^j = \widehat{V}_{t_k}^j + (\widehat{Y}_{t_k}^{j,i})^2$ 
8:     end for
9:      $IntV^j = \frac{h}{2} (V_{t_{k-1}}^j + \widehat{V}_{t_k}^j)$ 
10:    Generate a  $(0, 1)$ -Normal  $Z^j$ 
11:     $\widehat{H}_{t_k}^j = H_{t_{k-1}}^j \exp \left\{ a \sqrt{(IntV^j)} Z^j + bh + cIntV^j + d (\widehat{V}_{t_k}^j - V_{t_{k-1}}^j) \right\}$ 
12:    if  $t_k \leq \eta_\varepsilon^j$  then
13:      if  $(V_{t_{k-1}}^j \wedge \widehat{V}_{t_k}^j) > \varepsilon$  then
14:         $\widehat{L}_{t_k}^j = L_{t_{k-1}}^j \exp \left\{ e \left( \log \left( \frac{\widehat{V}_{t_k}^j}{V_{t_{k-1}}^j} \right) + \varrho h \right) + \frac{fh}{2} \left( \frac{1}{V_{t_{k-1}}^j} - \frac{1}{\widehat{V}_{t_k}^j} \right) \right\}$ 
15:      else
16:         $\widehat{\eta}_\varepsilon^j = t_{k-1}$ 
17:      end if
18:    end if
19:  end for
20: end procedure

```

for ease of presentation; the variables η_ε and $\{Y_{t_k}^i\}_{i=1}^n$ also need to be carried along with $(H_{t_k}, V_{t_k}, L_{t_k})$.

In Subroutine A2, $q_1, q_2 > 0$ are parameters that control the amount of resampling, and should be adjusted according to the other parameters used. For more details on the algorithm, the reader is referred to Kouritzin (2017a), as well as Kouritzin (2017b,c) for more background on these particular branching methods.

Algorithm A simulates paths of $(H_t, V_t, L_t)_{t=0}^T$ by calling Subroutines A1 and A2.

After having simulated $\{(H_{t_k}^j, V_{t_k}^j, L_{t_k}^j)\}_{j,k=1}^{N_{t_k}, K}$, with $K = \lfloor \frac{T}{h} \rfloor$, $\{I_{t_K}^j\}_{j=1}^{N_{t_K}}$, will be a $(N_{t_K} \times K)$ matrix tracking the ancestors of the simulated values $\{(H_{t_K}^j, V_{t_K}^j)\}_{j=1}^{N_{t_K}}$. Going forward, we write $\{I_{t_K}^j\}_{j=1}^{N_{t_K}} = I_{t_K}$, and we denote its k^{th} column by $I_{t_K}|_k$. This matrix will be used in Subroutine B1 and Algorithm B to keep track of the historical paths.

Algorithm B is used to calculate the net liability associated with the GMWB presented in Section 2.4. The algorithm takes as input the paths produced by Algorithm A, as well as a vector w containing the withdrawal rates for each period. It is possible to use more precise integral approximations in lines 12 and 14 to improve the performance of the algorithm. With minor modifications, Algorithm B can also be used to calculate the risk measures given in 2.3.

Subroutine A2 Branching - One step

```

1: procedure BRANCHING( $\{(\hat{H}_{t_k}^j, \hat{V}_{t_k}^j, \hat{L}_{t_k}^j, \eta_\varepsilon^j)\}_{j=1}^{N_{t_{k-1}}}, \{I_{t_{k-1}}^j\}_{j=1}^{N_{t_{k-1}}}, N_{t_{k-1}}, q_1, q_2$ )
2:    $A_{t_k} = \frac{1}{N_{t_{k-1}}} \sum_{j=1}^{N_{t_{k-1}}} \hat{L}_{t_k}^j$ 
3:    $r_{t_k} = \exp \left\{ q_1 \left( \frac{1}{N_{t_{k-1}}} \sum_{m=1}^{N_{t_{k-1}}} \left( \log \hat{L}_{t_k}^m \right)^2 - \left( \frac{1}{N_{t_{k-1}}} \sum_{m=1}^{N_{t_{k-1}}} \log \hat{L}_{t_k}^m \right)^2 \right)^{\frac{q_2}{2}} \right\}$ 
4:   Set  $l = 0$ 
5:   for  $m = 1$  to  $N_{t_{k-1}}$  do
6:     if  $\hat{L}_{t_k}^m \notin \left( \frac{A_{t_k}}{r_{t_k}}, A_{t_k} r_{t_k} \right)$  then
7:        $(\hat{H}_{t_k}^{m-l}, \hat{V}_{t_k}^{m-l}, \hat{L}_{t_k}^{m-l}) = (\hat{H}_{t_k}^m, \hat{V}_{t_k}^m, \hat{L}_{t_k}^m)$ 
8:        $\hat{I}_{t_k}^{m-l} = I_{t_{k-1}}^m$ 
9:     else
10:       $l = l + 1$ 
11:       $(H_{t_k}^l, V_{t_k}^l, L_{t_k}^l) = (\hat{H}_{t_k}^m, \hat{V}_{t_k}^m, \hat{L}_{t_k}^m)$ 
12:       $I_{t_k}^l = (I_{t_{k-1}}^m, l)$ 
13:    end if
14:  end for
15:   $N_{t_k} = l$ 
16:  for  $m = 1$  to  $(N_{t_{k-1}} - l)$  do
17:    Generate  $\left[ \frac{m-1}{N_{t_{k-1}}-l}, \frac{m}{N_{t_{k-1}}-l} \right]$ -Uniform  $W_{t_k}^{m+l}$ 
18:  end for
19:   $\{U_{t_k}^m = W_{t_k}^{p(m)}\}_{m=1}^{N_{t_{k-1}}-l}$ , for  $p$  a random permutation of  $\{l+1, \dots, N_{t_{k-1}}\}$ 
20:  for  $m = l+1$  to  $N_{t_{k-1}}$  do
21:     $N_{t_k}^m = \lfloor \frac{\hat{L}_{t_k}^{m-1}}{A_{t_k}} \rfloor + \mathbb{1}_{\left\{ U_{t_k}^k \leq \left( \frac{\hat{L}_{t_k}^{m-1}}{A_{t_k}} - \lfloor \frac{\hat{L}_{t_k}^{m-1}}{A_{t_k}} \rfloor \right) \right\}}$ 
22:    for  $j = 1$  to  $N_{t_k}^m$  do
23:       $(H_{t_k}^{N_{t_k}+j}, V_{t_k}^{N_{t_k}+j}, L_{t_k}^{N_{t_k}+j}) = (\hat{H}_{t_k}^{m-l}, \hat{V}_{t_k}^{m-l}, A_{t_k})$ 
24:       $I_{t_k}^{N_{t_k}+j} = (\hat{I}_{t_k}^{m-l}, N_{t_k} + 1)$ 
25:    end for
26:     $N_{t_k} = N_{t_k} + N_{t_k}^m$ 
27:  end for
28: end procedure

```

DEPARTMENT OF MATHEMATICAL AND STATISTICAL SCIENCES, UNIVERSITY OF ALBERTA, EDMONTON (ALBERTA), CANADA T6G 2G1

E-mail address: michaelk@ualberta.ca

URL: http://www.math.ualberta.ca/Kouritzin_M.html

DEPARTMENT OF MATHEMATICS, UNIVERSITÉ DU QUÉBEC À MONTRÉAL, MONTREAL (QUEBEC), CANADA H3C 3P8

E-mail address: mackay.anne@uqam.ca

Algorithm A Simulation of paths of $(H_t, V_t, L_t)_{t=0}^T$

```

1: procedure SIMULATIONCONTINUOUSPATHS( $S_0, V_0, N_0, h, T$ )
2:    $\{(H_0^j, V_0^j, L_0^j, \eta_\varepsilon^j, I_0^j) = (S_0, V_0, 1, T, j)\}_{j=1}^{N_0}, \{Y_0^{i,j} = \sqrt{(\frac{V_0}{n})}\}_{j,i=1}^{N_0,n}$ 
3:    $K = \lfloor \frac{T}{h} \rfloor$ 
4:    $\{I_0^j\}_{j=1}^{N_0} = \emptyset$ 
5:   for  $k = 1$  to  $K$  do
6:     Simulate  $\{(\widehat{H}_{t_k}^j, \widehat{V}_{t_k}^j, \widehat{L}_{t_k}^j)\}_{j=1}^{N_{t_{k-1}}}$  using Subroutine A1.
7:     Branch particles to obtain  $\{(H_{t_k}^j, V_{t_k}^j, L_{t_k}^j, \eta_\varepsilon^j, I_{t_k}^j)\}_{j=1}^{N_{t_k}}$  using Subroutine A2.
8:   end for
9: end procedure

```

Subroutine B1 Addition of jumps - One step

```

1: procedure JUMPS( $H_{t_{k-1}}^{j1}, G_{t_{k-1}}^{j1}, H_{t_k}^{j2}$ )
2:    $G_{t_k}^{j2} = G_{t_{k-1}}^{j1} H_{t_k}^{j2} / H_{t_{k-1}}^{j1}$ 
3:   Generate a  $(\lambda h)$ -Poisson  $M$ 
4:   for  $i = 1$  to  $M$  do
5:     Generate a  $(\log(1 + \delta) - \frac{\chi^2}{2}, \chi^2)$ -Normal  $Y^i$ 
6:      $G_{t_k}^{j2} = G_{t_k}^{j2} e^{Y^i}$ 
7:   end for
8: end procedure

```

Algorithm B Net liability calculation

```

1: procedure GMWB( $\{(G_{t_k}^j, V_{t_k}^j)\}_{j,k=1,0}^{N_{t_K},K}, \{(L_{t_K}^j, I_{t_K}^j)\}_{j=1}^{N_{t_K}}\)$ )
2:    $\{(G_0^j, F_0^j, R_0^j, C_0^j, W_0^j) = (1, F_0, 0, 0, 0)\}_{j=1}^{N_0}$ 
3:    $K = \lfloor \frac{T}{h} \rfloor$ 
4:    $NetLiability = 0$ 
5:   for  $k = 1$  to  $K$  do
6:      $D = \emptyset$ 
7:     for  $l = 1$  to  $N_{t_K}$  do
8:       if  $I_{t_K}^l|_k \notin D$  then
9:          $j = I_{t_K}^l|_{k-1}, m = I_{t_K}^l|_k$ 
10:        if  $F_{t_{k-1}}^j > 0$  then
11:          Generate  $G_{t_k}^m$  using Subroutine B1
12:           $R_{t_k}^m = R_{t_{k-1}}^j + \frac{h}{2} \left( \frac{w_{t_{k-1}}}{G_{t_{k-1}}^j} + \frac{w_{t_k}}{G_{t_k}^m} \right)$ 
13:           $F_{t_k}^m = \max(G_{t_k}^m[1 - R_{t_k}^m], 0)$ 
14:           $C_{t_k}^m = C_{t_{k-1}}^j + \frac{h}{2} e^{-rht_k} [(\alpha_0 - q + \alpha V_{t_{k-1}}^j) F_{t_{k-1}}^j e^{rh} + (\alpha_0 - q + \alpha V_{t_k}^m) F_{t_k}^m]$ 
15:           $W_{t_k}^m = 0$ 
16:        else
17:           $C_{t_k}^m = C_{t_{k-1}}^j$ 
18:           $W_{t_k}^m = W_{t_{k-1}}^j + \frac{he^{-rht_k}}{2} [w_{t_{k-1}} e^{rh} + w_{t_k}]$ 
19:        end if
20:         $D = D \cup I_{t_K}^l|_k$ 
21:        if  $k = K$  then
22:           $NetLiability = \frac{l-1}{l} NetLiability + \frac{1}{l} (W_{t_K}^m - C_{t_K}^m) L_{t_K}^m$ 
23:        end if
24:      end if
25:    end for
26:  end for
27: end procedure

```

