

Form Factors for Generalized Grey Brownian Motion

José Luís da Silva

CIMA, University of Madeira, Campus da Penteadá,
9020-105 Funchal, Portugal.

Email: luis@uma.pt

Ludwig Streit

BiBoS, Universitat Bielefeld, Germany,
CIMA, Unversidade da Madeira, Funchal, Portugal

Email: streit@uma.pt

March 11, 2022

Abstract

In this paper we investigate the form factors of paths for a class of non Gaussian processes. These processes are characterized in terms of the Mittag-Leffler function. In particular, we obtain a closed analytic form for the form factors, the Debye function, and can study their asymptotic decay.

Contents

1	Introduction	2
2	Generalized grey Brownian motion in arbitrary dimensions	3
2.1	Prerequisites	3
2.2	The Mittag-Leffler measure	6
2.3	Generalized grey Brownian motion	7

3	Form factors for different classes of ggBm	10
3.1	The form factor for ggBm $B^{\beta,\alpha}$	11
3.2	The form factor for gBm B^β	14
3.3	The form factor for $B^{\beta,1}$	15

1 Introduction

In recent years fractional Brownian motion and processes related to fractional dynamics have become an object of intensive study. From the mathematical point of view these processes in general lack both the Markov and the semimartingale property, so that many of the classical methods from stochastic analysis do not apply, making their analysis more challenging. On the other hand, these processes are capable of modeling systems with long-range self interaction and memory effects. In 1992 Schneider introduced the notion of grey Brownian motion [Sch92] in order to solve the fractional-time diffusion equation where the time derivative is a Caputo-Djrbashian derivative of fractional order. In the 90's Mainardi and coauthors started a systematic study of fractional differential equations, see for example [Mai10] and references therein, and introduced the generalized grey Brownian motion (ggBm for short), and the corresponding fractional-time differential equations of its density. More recently, Grothaus et al. [GJRS15], developed an infinite dimensional analysis with respect to (non Gaussian) measures of Mittag-Leffler type. In addition, in [GJ16] the Green function of the fractional-time heat equation is constructed by extending the fractional Feynman-Kac from Schneider [Sch92].

Form factors, aka structure factors of geometrical objects, play an important role in crystallography. More recently they have been put to use to encode geometric features of fractal and/or random objects¹. In particular the form factor S of random paths $\{X(t)|t \in [0, n]\}$ is given by

$$S^X(k) := \frac{1}{n^2} \int_0^n dt \int_0^n ds E(e^{i(k, (X(t) - X(s)))}) \tag{1}$$

In this paper we intend to compute and discuss the form factors of ggBm trajectories; we proceed as follows. In Section 2 we introduce the background

¹Form factors of random paths play a central role in the theoretical and experimental analysis of polymer conformations, see e.g. [Ham16], [Ter02])

needed later on, first, the functional setup and the Mittag-Leffler functions (and related functions). We then define the Mittag-Leffler measures μ_β , $0 < \beta < 1$ on the space of vector-valued generalized functions and the generalized grey Brownian motion ggBm. In Section 3 we investigate the form factors for three families of the class ggBm. In addition, we exhibit their asymptotic decay for large values of the argument, as well as the equation relating the end-to-end length and the radius of gyration for the class ggBm.

2 Generalized grey Brownian motion in arbitrary dimensions

2.1 Prerequisites

Let $d \in \mathbb{N}$ and L_d^2 be the Hilbert space of vector-valued square integrable measurable functions

$$L_d^2 := L^2(\mathbb{R}) \otimes \mathbb{R}^d.$$

The space L_d^2 is unitarily isomorphic to a direct sum of d identical copies of $L^2 := L^2(\mathbb{R})$, (i.e., the space of real-valued square integrable measurable functions with Lebesgue measure). Any element $f \in L_d^2$ may be written in the form

$$f = (f_1 \otimes e_1, \dots, f_d \otimes e_d), \quad (2)$$

where $f_i \in L^2(\mathbb{R})$, $i = 1, \dots, d$ and $\{e_1, \dots, e_d\}$ denotes the canonical basis of \mathbb{R}^d . The inner product in L_d^2 is given by

$$(f, g)_0 = \sum_{k=1}^d (f_k, g_k)_{L^2} = \sum_{k=1}^d \int_{\mathbb{R}} f_k(x) g_k(x) dx,$$

where $g = (g_1 \otimes e_1, \dots, g_d \otimes e_d)$, $f_k \in L^2$, $k = 1, \dots, d$, f as given in (2). The corresponding norm in L_d^2 is given by

$$|f|_0^2 := \sum_{k=1}^d |f_k|_{L^2}^2 = \sum_{k=1}^d \int_{\mathbb{R}} f_k^2(x) dx.$$

As a densely imbedded nuclear space in L_d^2 we choose $S_d := S(\mathbb{R}) \otimes \mathbb{R}^d$, where $S(\mathbb{R})$ is the Schwartz test function space. An element $\varphi \in S_d$ has the form

$$\varphi = (\varphi_1 \otimes e_1, \dots, \varphi_d \otimes e_d), \quad (3)$$

where $\varphi_i \in S(\mathbb{R})$, $i = 1, \dots, d$. Together with the dual space $S'_d := S'(\mathbb{R}) \otimes \mathbb{R}^d$ we obtain the basic nuclear triple

$$S_d \subset L_d^2 \subset S'_d.$$

The dual pairing between S'_d and S_d is given as an extension of the scalar product in L_d^2 by

$$\langle f, \varphi \rangle_0 = \sum_{k=1}^d (f_k, \varphi_k)_{L^2},$$

where f and φ as in (2) and (3), respectively. In S'_d we invoke the Borel σ -algebra generated by the cylinder sets.

We define the operator $M_-^{\alpha/2}$ on $S(\mathbb{R})$ by

$$M_-^{\alpha/2} \varphi := \begin{cases} K_{\alpha/2} D_-^{-(\alpha-1)/2} \varphi, & \alpha \in (0, 1), \\ \varphi, & \alpha = 1, \\ K_{\alpha/2} I_-^{(\alpha-1)/2} \varphi, & \alpha \in (1, 2), \end{cases}$$

with the normalization constant $K_{\alpha/2} := \sqrt{\alpha \sin(\alpha\pi/2) \Gamma(\alpha)}$. D_-^r , I_-^r denote the left-side fractional derivative and fractional integral of order r in the sense of Riemann-Liouville, respectively:

$$\begin{aligned} (D_-^r f)(x) &= \frac{1}{\Gamma(1-r)} \frac{d}{dx} \int_{-\infty}^x f(t) (x-t)^{-r} dt, \\ (I_-^r f)(x) &= \frac{1}{\Gamma(r)} \int_x^{\infty} f(t) (t-x)^{r-1} dt, x \in \mathbb{R}. \end{aligned}$$

We refer to [SKM93] or [KST06] for the details on these operators. It is possible to obtain a larger domain of the operator $M_-^{\alpha/2}$ in order to include the indicator function $\mathbb{1}_{[0,t]}$ such that $M_-^{\alpha/2} \mathbb{1}_{[0,t]} \in L^2$, for the details we refer to Appendix A in [GJ16]. We have the following

Proposition 1 (Corollary 3.5 in [GJ16]). *For all $t, s \geq 0$ and all $0 < \alpha < 2$ it holds that*

$$(M_-^{\alpha/2} \mathbb{1}_{[0,t]}, M_-^{\alpha/2} \mathbb{1}_{[0,s]})_{L^2} = \frac{1}{2} (t^\alpha + s^\alpha - |t-s|^\alpha). \quad (4)$$

The Mittag-Leffler function was introduced by G. Mittag-Leffler in a series of papers [ML03, ML04, ML05]. In Section 3 we also need its generalization originally due to R. Agarwal [Aga53].

Definition 2 (Mittag-Leffler function). 1. For $\beta > 0$ the Mittag-Leffler function E_β (MLf for short) is defined as an entire function by the following series representation

$$E_\beta(z) := \sum_{n=0}^{\infty} \frac{z^n}{\Gamma(\beta n + 1)}, \quad z \in C, \quad (5)$$

where Γ denotes the gamma function.

2. For any $\rho \in C$ the generalized Mittag-Leffler function (gMLf for short) is an entire function defined by its power series

$$E_{\beta,\rho}(z) := \sum_{n=0}^{\infty} \frac{z^n}{\Gamma(\beta n + \rho)}, \quad z \in C. \quad (6)$$

Note the relation $E_{\beta,1}(z) = E_\beta(z)$ and $E_1(z) = e^z$ for any $z \in C$.

We have the following asymptotic for the gMLf.

Proposition 3 (cf. [GKMS14, Section 4.7]). *Let $0 < \beta < 2$, $\alpha \in C$ and δ be such that*

$$\frac{\beta\pi}{2} < \delta < \min\{\pi, \beta\pi\}.$$

Then, for any $m \in \mathbb{N}$, the following asymptotic formulas hold:

1. *If $|\arg(z)| \leq \delta$, then*

$$E_{\beta,\alpha}(z) = \frac{1}{\beta} z^{(1-\alpha)/\beta} \exp(z^{1/\beta}) - \sum_{n=1}^m \frac{z^{-n}}{\Gamma(\alpha - \beta n)} + O(|z|^{-m-1}), \quad |z| \rightarrow \infty.$$

2. *If $\delta \leq |\arg(z)| \leq \pi$, then*

$$E_{\beta,\alpha}(z) = - \sum_{n=1}^m \frac{z^{-n}}{\Gamma(\alpha - \beta n)} + O(|z|^{-m-1}), \quad |z| \rightarrow \infty. \quad (7)$$

The Euler integral transform of the MLf may be used to compute the following integral, with $\Re(\alpha), \Re(\beta), \Re(\sigma) > 0$, $\rho \in C$ and $\gamma > 0$, cf. [MH08, eq. (2.2.13)]

$$\int_0^1 t^{\rho-1} (1-t)^{\sigma-1} E_{\beta,\alpha}(xt^\gamma) dt = \Gamma(\sigma) {}_2\Psi_2 \left(\begin{matrix} (\rho, \gamma), & (1, 1) \\ (\alpha, \beta), & (\sigma + \rho, \gamma) \end{matrix} \middle| x \right), \quad (8)$$

where ${}_2\Psi_2$ is the Fox-Wright function (also called generalized Wright function [KST02], [GKMS14, Appendix F, eq. (F.2.14)] and [MP07]) given for $x, a_i, c_i \in \mathbb{C}$ and $b_i, d_i \in \mathbb{R}$ by

$${}_2\Psi_2 \left(\begin{matrix} (a_1, b_1), & (a_2, b_2) \\ (c_1, d_1), & (c_2, d_2) \end{matrix} \middle| x \right) = \sum_{n=0}^{\infty} \frac{\Gamma(a_1 + b_1 n) \Gamma(a_2 + b_2 n) x^n}{\Gamma(c_1 + d_1 n) \Gamma(c_2 + d_2 n) n!}.$$

In particular, when $\rho = \alpha$ and $\gamma = \beta$, eq. (8) yields

$$\int_0^1 t^{\alpha-1} (1-t)^{\sigma-1} E_{\beta, \alpha}(xt^\beta) dt = \Gamma(\sigma) E_{\beta, \alpha+\sigma}(x). \quad (9)$$

Both integrals (8) and (9) will be used in Section 3 below.

2.2 The Mittag-Leffler measure

The Mittag-Leffler measures μ_β , $0 < \beta \leq 1$ are a family of probability measures on S'_d whose characteristic functions are given by the Mittag-Leffler functions, see Definition 2. Using the Bochner-Minlos theorem, see [GV68], [Hid70], the following definition makes sense.

Definition 4 (cf. [GJRS15]). For any $\beta \in (0, 1]$ the Mittag-Leffler measure is defined as the unique probability measure μ_β on S'_d by fixing its characteristic functional

$$\int_{S'_d} e^{i\langle w, \varphi \rangle_0} d\mu_\beta(w) = E_\beta \left(-\frac{1}{2} |\varphi|_0^2 \right), \quad \varphi \in S_d. \quad (10)$$

Remark 5. 1. The measure μ_β is also called grey noise (reference) measure, cf. [GJRS15] and [GJ16].

2. The range $0 < \beta \leq 1$ ensures the complete monotonicity of $E_\beta(-x)$, see Pollard [Pol48], i.e., $(-1)^n E_\beta^{(n)}(-x) \geq 0$ for all $x \geq 0$ and $n \in \mathbb{N}_0 := \{0, 1, 2, \dots\}$. In other words, this is sufficient to show that

$$S_d \ni \varphi \mapsto E_\beta \left(-\frac{1}{2} |\varphi|_0^2 \right) \in \mathbb{R}$$

is a characteristic function in S_d .

We consider the complex Hilbert space of square integrable measurable functions defined on S'_d , $L^2(\mu_\beta) := L^2(S'_d, \mathcal{B}, \mu_\beta)$, with scalar product defined by

$$((F, G))_{L^2(\mu_\beta)} := \int_{S'_d} F(w) \bar{G}(w) d\mu_\beta(w), \quad F, G \in L^2(\mu_\beta).$$

The corresponding norm is denoted by $\|\cdot\|_{L^2(\mu_\beta)}$. It follows from (10) that all moments of μ_β exist and we have

Lemma 6. *For any $\varphi \in S_d$ and $n \in \mathbb{N}_0$ we have*

$$\begin{aligned} \int_{S'_d} \langle w, \varphi \rangle_0^{2n+1} d\mu_\beta(w) &= 0, \\ \int_{S'_d} \langle w, \varphi \rangle_0^{2n} d\mu_\beta(w) &= \frac{(2n)!}{2^n \Gamma(\beta n + 1)} |\varphi|_0^{2n}. \end{aligned}$$

In particular, $\|\langle \cdot, \varphi \rangle\|_{L^2(\mu_\beta)}^2 = \frac{1}{\Gamma(\beta+1)} |\varphi|_0^2$ and by polarization for any $\varphi, \psi \in S_d$ we obtain

$$\int_{S'_d} \langle w, \varphi \rangle_0 \langle w, \psi \rangle_0 d\mu_\beta(w) = \frac{1}{\Gamma(\beta + 1)} \langle \varphi, \psi \rangle_0.$$

2.3 Generalized grey Brownian motion

For any test function $\varphi \in S_d$ we define the random variable

$$X^\beta(\varphi) : S'_d \longrightarrow \mathbb{R}^d, \quad w \mapsto X^\beta(\varphi, w) := (\langle w_1, \varphi_1 \rangle, \dots, \langle w_d, \varphi_d \rangle).$$

The random variable $X^\beta(\varphi)$ has the following properties which are a consequence of Lemma 6 and the characteristic function of μ_β given in (10).

Proposition 7. *Let $\varphi, \psi \in S_d$, $k \in \mathbb{R}^d$ be given. Then*

1. *The characteristic function of $X^\beta(\varphi)$ is given by*

$$\mathbb{E}(e^{i(k, X^\beta(\varphi))}) = E_\beta \left(-\frac{1}{2} \sum_{j=1}^d k_j^2 |\varphi_j|_{L^2}^2 \right). \quad (11)$$

2. *The characteristic function of the random variable $X^\beta(\varphi) - X^\beta(\psi)$ is*

$$\mathbb{E}(e^{i(k, X^\beta(\varphi) - X^\beta(\psi))}) = E_\beta \left(-\frac{1}{2} \sum_{i=1}^d k_i^2 |\varphi_i - \psi_i|_{L^2}^2 \right). \quad (12)$$

3. The expectation of the $X^\beta(\varphi)$ is zero and

$$\|X^\beta(\varphi)\|_{L^2(\mu_\beta)}^2 = \frac{1}{\Gamma(\beta + 1)} |\varphi|_0^2. \quad (13)$$

4. The moments of $X^\beta(\varphi)$ are given by

$$\begin{aligned} \int_{S'_d} |X^\beta(\varphi, w)|^{2n+1} d\mu_\beta(w) &= 0, \\ \int_{S'_d} |X^\beta(\varphi, w)|^{2n} d\mu_\beta(w) &= \frac{(2n)!}{2^n \Gamma(\beta n + 1)} |\varphi|_0^{2n}. \end{aligned}$$

Remark 8. X^β is a "generalized process", with white noise as a special case: μ_1 is the Gaussian white noise measure [GV68].

The property (13) of $X^\beta(\varphi)$ gives the possibility to extend the definition of X^β to any element in L^2_d , in fact, if $f \in L^2_d$, then there exists a sequence $(\varphi_k)_{k=1}^\infty \subset S_d$ such that $\varphi_k \rightarrow f$, $k \rightarrow \infty$ in the norm of L^2_d . Hence, the sequence $(X^\beta(\varphi_k))_{k=1}^\infty \subset L^2(\mu_\beta)$ forms a Cauchy sequence which converges to an element denoted by $X^\beta(f) \in L^2(\mu_\beta)$.

We define $\mathbb{1}_{[0,t]} \in L^2_d$, $t \geq 0$, by

$$\mathbb{1}_{[0,t]} := (\mathbb{1}_{[0,t]} \otimes e_1, \dots, \mathbb{1}_{[0,t]} \otimes e_d)$$

and consider the process $X^\beta(\mathbb{1}_{[0,t]}) \in L^2(\mu_\beta)$ such that the following definition makes sense.

Definition 9. For any $0 < \alpha < 2$ we define the process

$$\begin{aligned} S'_d \ni w \mapsto B^{\beta,\alpha}(t, w) &:= \left(\langle w, (M_-^{\alpha/2} \mathbb{1}_{[0,t]}) \otimes e_1 \rangle, \dots, \langle w, (M_-^{\alpha/2} \mathbb{1}_{[0,t]}) \otimes e_d \rangle \right) \\ &= \left(\langle w_1, M_-^{\alpha/2} \mathbb{1}_{[0,t]} \rangle, \dots, \langle w_d, M_-^{\alpha/2} \mathbb{1}_{[0,t]} \rangle \right), \quad t > 0 \end{aligned} \quad (14)$$

as an element in $L^2(\mu_\beta)$ and call this process d -dimensional generalized grey Brownian motion (ggBm), in short

$$B^{\beta,\alpha}(t) = X^\beta \left(M_-^{\alpha/2} \mathbb{1}_{[0,t]} \right).$$

Remark 10. 1. The d -dimensional ggBm $B^{\beta,\alpha}$ exist as a $L^2(\mu_\beta)$ -limit and hence the map $S'_d \ni \omega \mapsto \langle \omega, M_-^{\alpha/2} \mathbb{1}_{[0,t]} \rangle$ yields a version of ggBm, μ_β -a.s., but not in the pathwise sense.

2. For any fixed $0 < \alpha < 2$ one can show by the Kolmogorov-Centsov continuity theorem that the paths of the process are μ_β -a.s. continuous, cf. [GJ16, Prop. 3.8].
3. Below we mainly deal with expectation of functions of ggBm, therefore the version of ggBm defined above is sufficient.

Proposition 11. *For any $0 < \alpha < 2$, the process $B^{\beta,\alpha} := \{B^{\beta,\alpha}(t), t \geq 0\}$, is $\alpha/2$ self-similar with stationary increments.*

Proof. Given $k = (k_1, k_2, \dots, k_n) \in \mathbb{R}^n$, we have to show that for any $0 < t_1 < t_2 < \dots < t_n$ and $a > 0$:

$$E \left(\exp \left(i \left\langle \cdot, \sum_{j=1}^n k_j M_-^{\alpha/2} \mathbb{1}_{[0,at_j]} \right\rangle \right) \right) = E \left(\exp \left(i a^{\alpha/2} \left\langle \cdot, \sum_{j=1}^n k_j M_-^{\alpha/2} \mathbb{1}_{[0,t_j]} \right\rangle \right) \right). \quad (15)$$

It follows from (11) that eq. (15) is equivalent to

$$E_\beta \left(-\frac{1}{2} \left| \sum_{j=1}^n k_j M_-^{\alpha/2} \mathbb{1}_{[0,at_j]} \right|_{L^2}^2 \right) = E_\beta \left(-\frac{1}{2} \left| a^{\alpha/2} \sum_{j=1}^n k_j M_-^{\alpha/2} \mathbb{1}_{[0,t_j]} \right|_{L^2}^2 \right).$$

Because of the complete monotonicity of E_β , the above equality reduces to

$$\left| \sum_{j=1}^n k_j M_-^{\alpha/2} \mathbb{1}_{[0,at_j]} \right|_{L^2}^2 = a^\alpha \left| \sum_{j=1}^n k_j M_-^{\alpha/2} \mathbb{1}_{[0,t_j]} \right|_{L^2}^2$$

which is easy to show, taking into account (4). A similar procedure may be applied in order to prove the stationarity of the increments. Hence, for any $h \geq 0$, we have to show that

$$E \left(\exp \left(i \sum_{j=1}^n k_j (B^{\beta,\alpha}(t_j + h) - B^{\beta,\alpha}(h)) \right) \right) = E \left(\exp \left(i \sum_{j=1}^n k_j B^{\beta,\alpha}(t_j) \right) \right).$$

The above procedure reduces this equality to check the following

$$\left| \sum_{j=1}^n k_j M_-^{\alpha/2} \mathbb{1}_{[h,t_j+h]} \right|_{L^2}^2 = \left| \sum_{j=1}^n k_j M_-^{\alpha/2} \mathbb{1}_{[0,t_j]} \right|_{L^2}^2$$

which is verified as before. \square

Remark 12. The family $\{B^{\beta,\alpha}(t), t \geq 0, \beta \in (0, 1], \alpha \in (0, 2)\}$ forms a class of $\alpha/2$ -self-similar processes with stationary increments which includes:

1. for $\beta = \alpha = 1$, the process $\{B^{1,1}(t), t \geq 0\}$, standard d -dimensional Bm.
2. for $\beta = 1$ and $0 < \alpha < 2$, $\{B^{1,\alpha}(t), t \geq 0\}$, d -dimensional fBm with Hurst parameter $\alpha/2$.
3. for $\alpha = 1$, $\{B^{\beta,1}(t), t \geq 0\}$ a $1/2$ -self-similar non Gaussian process with

$$E\left(e^{i(k, B^{\beta,1}(t))}\right) = E_{\beta}\left(-\frac{|k|^2}{2}t\right), \quad k \in \mathbb{R}^d. \quad (16)$$

4. for $0 < \alpha = \beta < 1$, the process $\{B^{\beta}(t) := B^{\beta,\beta}(t), t \geq 0\}$, $\beta/2$ self-similar and called d -dimensional grey Brownian motion (gBm for short). The characteristic function of $B^{\beta}(t)$ is given by

$$E\left(e^{i(k, B^{\beta}(t))}\right) = E_{\beta}\left(-\frac{|k|^2}{2}t^{\beta}\right), \quad k \in \mathbb{R}^d. \quad (17)$$

For $d = 1$, gBm was introduced by W. Schneider in [Sch90, Sch92].

5. For other choices of the parameters β and α we obtain, in general, non Gaussian processes.

3 Form factors for different classes of ggBm

In this section we investigate the form factors of ggBm and two particular cases introduced in Subsection 2.3, cf. Remark 12. To begin with we note that, given a d -dimensional stochastic process X , the form factor associated to X is the function defined by

$$S^X(k) := \frac{1}{n^2} \int_0^n dt \int_0^n ds E(e^{i(k, X(t) - X(s))}), \quad k \in \mathbb{R}^d, n \in N \quad (18)$$

which, in case X is ν -self-similar, reduces to

$$S^X(k) = \int_0^1 dt \int_0^1 ds E(e^{in^{\nu}(k, X(t) - X(s))}). \quad (19)$$

This function encodes in particular, to lowest order in k , the *root-mean-square radius of gyration* (or simply *radius of gyration*) of X , defined by

$$(R_g^X)^2 := \frac{1}{2} \frac{1}{n^2} \int_0^n dt \int_0^n ds E \left(|X(t) - X(s)|^2 \right)$$

play an important role in the study of random path conformations. For ν -self-similar d -dimensional processes X , the radius of gyration obeys a general relation to the mean square end-to-end length

$$(R_e^X)^2 := E \left(|X(n) - X(0)|^2 \right)$$

of the paths, namely

$$\frac{(R_e^X)^2}{(2\nu + 1)(2\nu + 2)} = (R_g^X)^2. \quad (20)$$

In particular, for a d -dimensional Bm B ($\nu = 1/2$) we have the celebrated equality, see for example [Ter02, Section 2.4]

$$\frac{(R_e^B)^2}{6} = (R_g^B)^2. \quad (21)$$

In the following subsections we compute explicitly these notions for the different classes of ggBm.

3.1 The form factor for ggBm $B^{\beta,\alpha}$

The most general case of the two parameter family $B^{\beta,\alpha} = \{B^{\beta,\alpha}(t), t \geq 0\}$ with $0 < \beta < 1$ and $0 < \alpha < 2$ is now prepared to be investigated. It corresponds to a d -dimensional ggBm process which is $\alpha/2$ -self-similar with stationary increments, cf. Section 2.3. The characteristic function of the increment of ggBm is given by

$$E \left(e^{i(k, B^{\beta,\alpha}(t) - B^{\beta,\alpha}(s))} \right) = E_\beta \left(-\frac{|k|^2}{2} |t - s|^\alpha \right). \quad (22)$$

Denote by $S^{\beta,\alpha} := S^{B^{\beta,\alpha}}$ the structure factors for the ggBm process $B^{\beta,\alpha}$. Then, according to (19) $S^{\beta,\alpha}$ is given by

$$S^{\beta,\alpha}(k) := \int_0^1 dt \int_0^1 ds E \left(e^{in^{1/2}(k, B^{\beta,\alpha}(t) - B^{\beta,\alpha}(s))} \right), \quad k \in \mathbb{R}^d, n \in N$$

and it follows from (22) that $S^{\beta,\alpha}$ is equal to

$$S^{\beta,\alpha}(k) = \int_0^1 dt \int_0^1 ds E_\beta \left(-\frac{n^\alpha |k|^2}{2} |t-s|^\alpha \right) = 2 \int_0^1 dt \int_0^t ds E_\beta \left(-\frac{n^\alpha |k|^2}{2} |t-s|^\alpha \right).$$

A change of variables $\tau = t - s$ reduces $S^{\beta,\alpha}$ to the following integral

$$S^{\beta,\alpha}(k) = 2 \int_0^1 d\tau (1-\tau) E_\beta \left(-\frac{n^\alpha |k|^2}{2} \tau^\alpha \right).$$

Using eq. (8) the above integral can be computed and the explicit expression for $S^{\beta,\alpha}$ is given in terms of the Fox-Wright function

$$S^{\beta,\alpha}(k) = 2 {}_2\Psi_2 \left(\begin{matrix} (1, \alpha), (1, 1) \\ (1, \beta), (3, \alpha) \end{matrix} \middle| -\frac{n^\alpha |k|^2}{2} \right)$$

or by its Taylor series as

$$\begin{aligned} S^{\beta,\alpha}(k) &= 2 \sum_{j=0}^{\infty} \frac{\Gamma(\alpha j + 1) \Gamma(j + 1)}{\Gamma(\beta j + 1) \Gamma(\alpha j + 3)} \frac{(-\frac{1}{2} |k|^2 n^\alpha)^j}{j!} \\ &= 2 \sum_{j=0}^{\infty} \frac{1}{\Gamma(\beta j + 1) (\alpha j + 1) (\alpha j + 2)} \left(-\frac{n^\alpha |k|^2}{2} \right)^j. \end{aligned}$$

For fixed β, α the form factor depends only on $y^2 = \frac{n^\alpha |k|^2}{2}$ via the so-called Debye function f_D :

$$S^{\beta,\alpha}(k) =: f_D(y; \beta, \alpha),$$

For the process $B^{\beta,\alpha}$ we thus have

$$f_D(y; \beta, \alpha) = 2 \sum_{j=0}^{\infty} \frac{1}{\Gamma(\beta j + 1) (\alpha j + 1) (\alpha j + 2)} (-y^2)^j. \quad (23)$$

Remark 13. Among possible limit cases of the Debye function f_D we point out:

1. for $\beta = \alpha = 1$, clearly we obtain the Debye function $f_D(\cdot; 1, 1)$ for Bm, see (29).

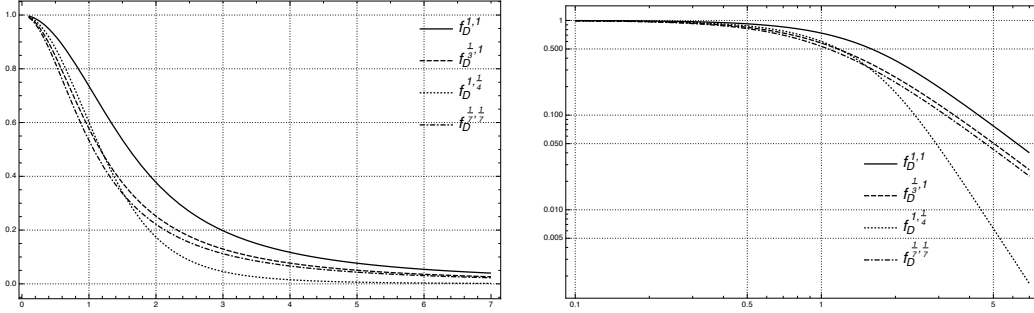


Figure 1: The Debye function $f_D^{\beta, \alpha} = f_D(\cdot; \beta, \alpha)$. Left linear scale; right log-log scale.

2. for any $0 < \alpha < 2$ fixed, the limit $\beta \rightarrow 1$ is

$$\begin{aligned}
 f_D(y; 1, \alpha) &= 2 \sum_{n=0}^{\infty} \frac{(-y^2)^n}{n!(\alpha n + 2)(\alpha n + 1)} \\
 &= \frac{2(y^2)^{-1/\alpha}}{\alpha} \gamma\left(\frac{1}{\alpha}, y^2\right) - \frac{2(y^2)^{-1/\alpha}}{\alpha} \gamma\left(\frac{2}{\alpha}, y^2\right), \quad (24)
 \end{aligned}$$

which coincides with the Debye function for fBm with Hurst parameter $H = \alpha/2$, and γ is the incomplete gamma function.

In Figure 1 we present the plots (linear scale in left and loglog scale right) of the Debye function f_D for different values of β and α . The asymptotic in general is harder to obtain for the Fox-Wright function. In [Bra64] and [KST02] there are studies on the asymptotic for certain classes of special functions which include the Fox-Wright function.

The radius of gyration for ggBm is obtained by expanding the form factor to lowest order

$$(R_g^{\beta, \alpha})^2 = \frac{n^\alpha}{\Gamma(\beta + 1)(\alpha + 1)(\alpha + 2)}$$

and with

$$(R_e^{\beta, \alpha})^2 = E\left(\left(B^{\beta, \alpha}(n)\right)^2\right) = \frac{n^\alpha}{\Gamma(\beta + 1)}$$

we have

$$\frac{(R_e^{\beta, \alpha})^2}{(\alpha + 1)(\alpha + 2)} = (R_g^{\beta, \alpha})^2.$$

3.2 The form factor for gBm B^β

For $\alpha = \beta$ the above specializes to gBm, with the Debye function

$$f_D(y; \beta, \beta) = 2 \sum_{j=0}^{\infty} \frac{1}{\Gamma(\beta j + 1)(\beta j + 1)(\beta j + 2)} (-y^2)^j = 2E_{\beta,3}(-y^2).$$

Remark 14. The two limit cases ($\beta \rightarrow 1$ and $\beta \rightarrow 0$) of the Debye function $f_D(\cdot; \beta, \beta)$ are then as follows.

1. For $\beta \rightarrow 1$ we obtain

$$f_D(y; 1, 1) = 2 \sum_{j=0}^{\infty} \frac{(-y^2)^j}{(j+2)!} = \frac{2}{y^4} (e^{-y^2} - 1 + y^2), \quad (25)$$

i.e., the Debye function for Bm, cf. [Ham16, Ch. 28].

2. The other limit $\beta \rightarrow 0$ is given by

$$\lim_{\beta \rightarrow 0} f_D(y; \beta, \beta) = \frac{1}{1 + y^2}, \quad |y| < 1. \quad (26)$$

Remark 15. In Figure 2 we show the plots of the Debye function $f_D(\cdot; \beta, \beta)$ for different values of β .

1. For large values of y the function $f_D(\cdot; 1, 1)$ falls off as $2y^{-2}$ (Bm case), right plot upper continuous line.
2. On the other hand, all the other cases $0 < \beta < 1$, the function $f_D(\cdot; \beta, \beta)$ falls according to the asymptotic of the Mittag-Leffler function $E_{\beta,3}$ given in (7). In that case, we have

$$f_D(y; \beta, \beta) = 2 \sum_{j=1}^{N-1} \frac{(-y^2)^{-j}}{\Gamma(3 - \beta j)} \sim \frac{2}{\Gamma(3 - \beta)} y^{-2}.$$

In terms of the right plot in Figure 2, this corresponds to the lower lines.

The gBm is a $\beta/2$ -self-similar process, so the relation between the end-to-end length and the radius of gyration for gBm is given by

$$\frac{(R_e^\beta)^2}{(\beta + 1)(\beta + 2)} = (R_g^\beta)^2. \quad (27)$$

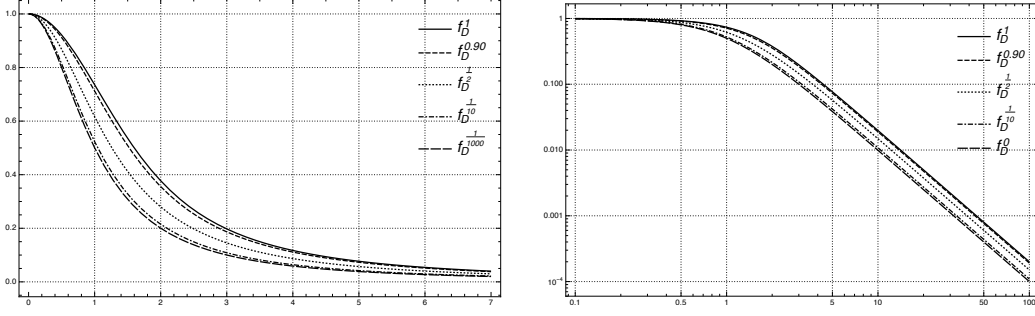


Figure 2: The Debye function $f_D^\beta = f_D(\cdot; \beta, \beta)$ for gBm. Left linear scale; right logarithmic scale.

3.3 The form factor for $B^{\beta,1}$

In this case we have

$$\begin{aligned}
 f_D(y; \beta, 1) &= 2 \sum_{j=0}^{\infty} \frac{(-y^2)^j}{\Gamma(\beta j + 1)(j + 1)(j + 2)} \\
 &= 2 \sum_{j=0}^{\infty} \frac{(-y^2)^j}{\Gamma(\beta j + 1)(j + 1)} - 2 \sum_{j=0}^{\infty} \frac{(-y^2)^j}{\Gamma(\beta j + 1)(j + 2)}. \quad (28)
 \end{aligned}$$

Remark 16. The two limit cases ($\beta \rightarrow 1$ and $\beta \rightarrow 0$) of the Debye function $f_D(\cdot; \beta, 1)$ follows from (28). Namely

1. For $\beta \rightarrow 1$ we have

$$f_D(y; 1, 1) = \frac{2}{y^4} \left(e^{-y^2} - 1 + y^2 \right) \quad (29)$$

which coincides with the Debye function for Bm.

2. The other limit $\beta \rightarrow 0$ is obtained as

$$\begin{aligned}
 \lim_{\beta \rightarrow 0} f_D(y; \beta, 1) &= 2 \sum_{j=0}^{\infty} \frac{(-y^2)^j}{(j + 1)(j + 2)} \\
 &= \frac{2}{y^4} \left(-y^2 + (1 + y^2) \ln(1 + y^2) \right). \quad (30)
 \end{aligned}$$

Remark 17. In Figure 3 we present the plots of the Debye function $f_D(y; \beta, 1)$ for different values of β .

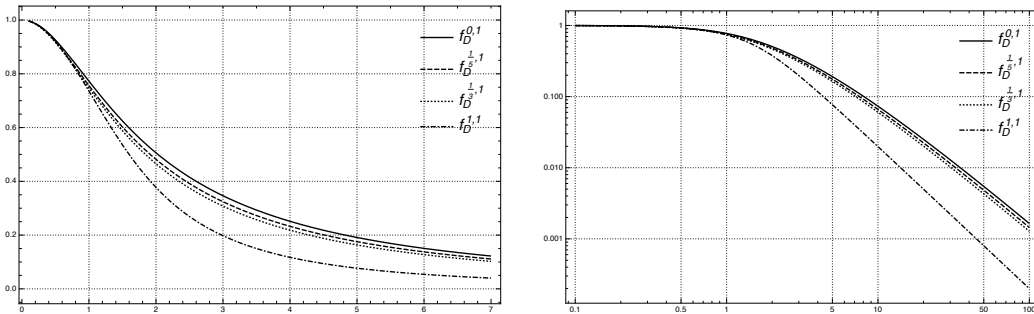


Figure 3: The Debye function $f_D^{\beta,1} = f_D(\cdot; \beta, 1)$. Left linear scale; right logarithmic scale.

1. As it follows from (29) for large values of y the function $f_D(\cdot; 1, 1)$ falls as $2y^{-2}$, right plot lower dash-dot line.
2. The other limit case $\beta \rightarrow 0$, eq. (30) implies that $\lim_{\beta \rightarrow 0} f_D(y; \beta, 1)$ falls as $(-2 + 4 \ln(y)) y^{-2}$, right plot upper continuous line.
3. In the intermediate cases $f_D(y; \beta, 1)$ decays as $(k_1 + k_2 \ln(y)) y^{-2}$ where k_1, k_2 are constants. As an example, for $\beta = \frac{1}{3}$,

$$f_D(y; 1/3, \beta) \approx (-0.827976 + 2.95395 \ln(y)) y^{-2}, \quad y \rightarrow \infty,$$

dash and dotted lines in the right hand plot.

Acknowledgement

We would like to express our gratitude for the hospitality of our colleagues and friends Victoria Bernido and Christopher Bernido during a very pleasant stay at Jagna during the 8th Jagna International Workshop: “*Structure, Function, and Dynamics: from nm to Gm*”, January 4-7, 2017. Financial support from FCT – Fundação para a Ciência e a Tecnologia through the project UID/MAT/04674/2013 (CIMA Universidade da Madeira) and by the Humboldt Foundation are gratefully acknowledged .

References

- [Aga53] R. P. Agarwal. A propos d’une note de M. Pierre Humbert. *CR Acad. Sci. Paris*, 236(21):2031–2032, 1953.

- [Bra64] B. L. J. Braaksma. Asymptotic expansions and analytic continuations for a class of Barnes-integrals. *Compos. Math.*, 15:239–341, 1964.
- [GJ16] M. Grothaus and F. Jahnert. Mittag-Leffler Analysis II: Application to the fractional heat equation. *J. Funct. Anal.*, 270(7):2732–2768, April 2016.
- [GJRS15] M. Grothaus, F. Jahnert, F. Riemann, and J. L. Silva. Mittag-Leffler Analysis I: Construction and characterization. *J. Funct. Anal.*, 268(7):1876–1903, April 2015.
- [GKMS14] R. Gorenflo, A. A. Kilbas, F. Mainardi, and V. R. Sergei. *Mittag-Leffler Functions, Related Topics and Applications*. Springer, 2014.
- [GV68] I. M. Gel’fand and N. Ya. Vilenkin. *Generalized Functions*, volume 4. Academic Press, Inc., New York and London, 1968.
- [Ham16] B. Hammouda. Probing nanoscale structures-the sans toolbox. Available online at http://www.ncnr.nist.gov/staff/hammouda/the_SANS_toolbox.pdf, 2016.
- [Hid70] T. Hida. *Stationary Stochastic Processes*. Princeton University Press, 1970.
- [KST02] A. A. Kilbas, M. Saigo, and J. J. Trujillo. On the generalized Wright function. *Fract. Calc. Appl. Anal.*, 5(4):437–460, 2002.
- [KST06] A. A. Kilbas, H. M. Srivastava, and J. J. Trujillo. *Theory and Applications of Fractional Differential Equations*, volume 204 of *North-Holland Mathematics Studies*. Elsevier Science B.V., Amsterdam, 2006.
- [Mai10] F. Mainardi. *Fractional Calculus and Waves in Linear Viscoelasticity: An Introduction to Mathematical Models*. World Scientific, 2010.
- [MH08] A. M. Mathai and H. J. Haubold. *Special Functions for Applied Scientists*. Springer, 2008.

- [ML03] G. M. Mittag-Leffler. Sur la nouvelle fonction $e_\alpha(x)$. *CR Acad. Sci. Paris*, 137(2):554–558, 1903.
- [ML04] G. M. Mittag-Leffler. Sopra la funzione $e_\alpha(x)$. *Rend. Accad. Lincei*, 5(13):3–5, 1904.
- [ML05] G. M. Mittag-Leffler. Sur la représentation analytique d’une branche uniforme d’une fonction monogène. *Acta Math.*, 29(1):101–181, 1905.
- [MP07] F. Mainardi and G. Pagnini. The role of the Fox–Wright functions in fractional sub-diffusion of distributed order. *J. Comput. Anal. Appl.*, 207:245–257, 2007.
- [Pol48] H. Pollard. The completely monotonic character of the Mittag-Leffler function $E_a(-x)$. *Bull. Amer. Math. Soc.*, 54:1115–1116, 1948.
- [Sch90] W. R. Schneider. Grey noise. In S. Albeverio, G. Casati, U. Cattaneo, D. Merlini, and R. Moresi, editors, *Stochastic Processes, Physics and Geometry*, pages 676–681. World Scientific Publishing, Teaneck, NJ, 1990.
- [Sch92] W. R. Schneider. Grey noise. In S. Albeverio, J. E. Fenstad, H. Holden, and T. Lindstrøm, editors, *Ideas and Methods in Mathematical Analysis, Stochastics, and Applications (Oslo, 1988)*, pages 261–282. Cambridge Univ. Press, Cambridge, 1992.
- [SKM93] S. G. Samko, A. A. Kilbas, and O. I. Marichev. *Fractional integrals and derivatives*. Gordon and Breach Science Publishers, Yverdon, 1993. Theory and applications, Edited and with a foreword by S. M. Nikol’skiĭ, Translated from the 1987 Russian original, Revised by the authors.
- [Ter02] I. Teraoka. *Polymer Solutions: An Introduction to Physical Properties*. New York: Wiley, 2002.