

# Very low scale Coleman-Weinberg inflation with non-minimal coupling

Kunio Kaneta<sup>1</sup>, Osamu Seto<sup>2,3</sup>, Ryo Takahashi<sup>4</sup>

<sup>1</sup>*Center for Theoretical Physics of the Universe,  
Institute for Basic Science (IBS), Daejeon 34051, Korea*

<sup>2</sup>*Institute for International Collaboration,  
Hokkaido University, Sapporo 060-0815, Japan*

<sup>3</sup>*Department of Physics, Hokkaido University, Sapporo 060-0810, Japan*

<sup>4</sup>*Graduate School of Science, Tohoku University, Sendai 980-8578, Japan*

## Abstract

We study viable small-field Coleman-Weinberg (CW) inflation models with a help of a non-minimal coupling to gravity. The simplest small-field CW inflation model (with a low scale potential minimum) is incompatible with the cosmological constraint on the scalar spectral index. However, there are possibilities to make the model realistic. First, we revisit the CW inflation model supplemented with a linear potential term. We next consider the CW inflation model with a logarithmic non-minimal coupling, and illustrate that the model can open a new viable parameter space which includes that of the model with a linear potential term. We also show parameter spaces where the Hubble scale during the inflation can be smaller than  $10^{-6}$  GeV,  $10^9$  GeV, and  $10^{10}$  GeV for the number of  $e$ -folds of 40, 50, and 60 respectively, with other cosmological constraints being satisfied.

# 1 Introduction

Inflation is one of the successful paradigms in modern cosmology, which can address various cosmological issues [1, 2, 3] and generate the primordial perturbations [4, 5, 6, 7]. The underlying particle physics is, however, still unclear, and it is indispensable in understanding physics in the early universe. To this end, in particular, it is legitimate to ask what is a consistent inflationary scenario for a specific physics model beyond the standard model of particle physics.

Two categories are often used to classify various inflationary models: large-field and small-field inflation, according to whether the inflaton field excursion during inflation exceeds the Planck scale or not. Each class of models has its own virtues. For instance, the large-field models have an advantage in the initial condition of the inflation [8, 9], while in the small-field models, inflation can take place with the inflaton field value well below the Planck scale and hence its field theoretical description is verified and well understood.

In small-field models with a symmetry breaking type potential, inflation takes place at the vicinity of the origin, and the inflaton field slowly rolls down toward the potential minimum located below the Planck scale. From the normalization of temperature anisotropy of cosmic microwave background (CMB) radiation of  $\mathcal{O}(10^{-5})$ , the energy scale of small-field inflation models, which is equivalently the Hubble parameter during inflation, turns out to be rather small. Thus, a small-field inflation generally leads to a rather low reheating temperature.

Such a low scale inflation and its resultant low reheating temperature is attractive from several viewpoints. Here, we note several examples and those motivations. Firstly, in a Peccei-Quinn (PQ) extended model to solve the strong CP problem in the standard model of particle physics [10, 11], if the PQ symmetry is broken before or during inflation, axion fluctuations of the order of the Hubble parameter during inflation are generated and induces axion isocurvature perturbations [12, 13, 14, 15]. To satisfy the stringent bound on axion isocurvature perturbation by the CMB temperature anisotropy, a small Hubble parameter during inflation,  $\lesssim 10^7$  GeV, is required [16]. Secondly, one of the most promising scenario for generation of baryon asymmetry is Affleck-Dine mechanism with a flat direction [17]. Appropriate amount of baryon asymmetry can be generated by a flat direction lifted by a dimension-six operator for a low reheating temperature  $T_R$  of about 100 GeV [18]. Affleck-Dine baryogenesis by such flat directions is interesting, because it provides a solution to the coincidence of energy densities between baryon and dark matter with formation of  $Q$ -balls [19, 20, 21]. Thirdly, an issue of supersymmetric models in cosmology is the overproduction of the gravitino [22, 23, 24]. Since gravitino abundance produced through thermal scatterings is proportional to the reheating temperature after inflation, in order to avoid overproduction, the upper bound on the reheating temperature is imposed. For a recent estimation, see e.g., Refs [25, 26]. Lastly, the recently proposed relaxion mechanism [27], as a

solution to the hierarchy problem of Higgs boson by utilizing a slowly rolling scalar field in the context of inflationary cosmology, also requires a very long period and a very low energy scale of inflation for a phase transition by QCD(-like) strong dynamics to take place during inflation, not only in the minimal model [27, 28, 29] but in also some extended models [30, 31, 32, 33]. (However, for other extensions where the relaxion mechanism can work at relatively high scale, see e.g., Refs. [34, 35, 36].)

In this paper, we pursue a possible realization of viable small-field inflationary models based on the Coleman-Weinberg (CW) model [37]. In particular, we discuss how small inflation scale can be achieved in the CW model with some possible modifications. The CW inflation model is a typical model of low scale and small-field inflation [38, 39, 40]. However, the original CW inflation model is doomed by the observed scalar spectral index [41], which is significantly larger than the model predictions.<sup>1</sup> Iso *et al.* have proposed simple extensions to ameliorate this discrepancy [42]. In this paper, we revisit known examples of such extension, and explore further possibilities by considering other promising extensions.

The rest of this paper is organized as follows. In Sec. 2, we firstly go over the models discussed in Ref. [42], and move on to other possible extensions based on a non-minimal coupling to gravity. We devote Sec. 3 to discussions and conclusions.

## 2 Small-field Coleman-Weinberg inflation model

We study a class of small-field CW inflation where the inflaton starts to roll down from the vicinity of the origin to the potential minimum [38, 39, 40, 42]. The scalar potential for the inflaton  $\phi$  is given by

$$V(\phi) = \frac{A}{4}\phi^4 \left( \ln \frac{\phi^2}{M^2} - \frac{1}{2} \right) + V_0, \quad V_0 = \frac{AM^4}{8}, \quad (1)$$

with a scale  $M(< M_{\text{pl}})$  and  $M_{\text{pl}}$  being the reduced Planck mass.  $V_0$  is determined by the vanishing cosmological constant at the minimum. Derivatives of the potential with respect to  $\phi$  are

$$V' = A\phi^3 \ln \frac{\phi^2}{M^2}, \quad V'' = A\phi^2 \left( 2 + 3 \ln \frac{\phi^2}{M^2} \right). \quad (2)$$

---

<sup>1</sup> If the vacuum expectation value of the field is larger than the Planck scale, the CW potential might reproduce the consistent density perturbation [43]. However, this case belongs to the large field model and out of interest in this paper.

We find that the vacuum expectation value at the minimum is given by  $\langle\phi\rangle = M$  and  $V_0$  is obtained by  $V(M) = 0$  as above. Thus, the slow roll parameters are calculated as

$$\epsilon = \frac{M_{\text{pl}}^2}{2} \left( \frac{V'}{V} \right)^2 \simeq 32 \left( \frac{M_{\text{pl}}}{M} \right)^2 \left( \frac{\phi}{M} \right)^6 \left( \ln \frac{\phi^2}{M^2} \right)^2, \quad (3)$$

$$\eta = M_{\text{pl}}^2 \left( \frac{V''}{V} \right) \simeq 24 \left( \frac{M_{\text{pl}}}{M} \right)^2 \left( \frac{\phi}{M} \right)^2 \ln \frac{\phi^2}{M^2}, \quad (4)$$

where  $V \simeq V_0$  is utilized in a small-field region of  $\phi$ . The slow roll conditions can be satisfied when a field value of  $\phi$  is small enough to satisfy  $|\eta| < 1$  for a given  $M$ . In this region, we find  $\epsilon \ll |\eta|$  and  $\phi \ll M$ . This simple CW inflation model leads a tiny tensor-to-scalar ratio ( $r \simeq 16\epsilon$ ), which is allowed by the current bound [16, 44] from cosmological observations. However, for  $M \ll M_{\text{pl}}$ , the scalar spectral index ( $n_s \simeq 1 + 2\eta - 6\epsilon$ ) from this model as  $0.94 \lesssim n_s \lesssim 0.95$  for  $50 \leq N_* \leq 60$  is out of the allowed region ( $n_s = 0.9655 \pm 0.0062$  at 68% CL, *Planck* TT+lowP) where  $N_*$  is the number of  $e$ -folds given by

$$N_* = \frac{1}{M_{\text{pl}}^2} \int_{\phi_{\text{end}}}^{\phi_*} \frac{V}{V'} d\phi \simeq \frac{1}{M_{\text{pl}}^2} \int_{\phi_{\text{end}}}^{\phi_*} \frac{V_0}{A\phi^3 \ln(\phi^2/M^2)} d\phi, \quad (5)$$

with field value  $\phi_*$  where the pivot scale  $k_*$  exits from the Hubble radius.  $\phi_{\text{end}}$  denotes the field value at the end of inflation. Therefore, the low scale CW inflation model must be modified to be consistent with cosmological observations. In the most of studies,  $N_*$  is taken to be about 50 or 60. In fact,  $N_*$  weakly depends on the energy scale of inflation and delay of reheating after inflation [45, 46, 47]. Provided the standard thermal history, we find [46]

$$N_* \simeq 62 - \ln \frac{10^{16} \text{GeV}}{V_*^{1/4}} - \frac{1}{3} \ln \frac{V_*^{1/4}}{\rho_R^{1/4}}, \quad (6)$$

with the energy density at the reheating  $\rho_R$  and the energy density at the moment of the pivot scale horizon crossing during inflation  $V_*$ . Hence, in the following studies in this paper, we extend the range of  $N_*$  from 40 to 60 because we are going to consider very low scale inflation.

## 2.1 Fermion condensates

A possibility to increase  $n_s$  is an introduction of a linear term, which can be generated by a fermion condensation, in the inflaton potential discussed in Ref. [42]. In the work, two examples that induce a linear term have been shown. One is the condensation of right-handed neutrinos  $N$  which couples to  $\phi$  through a Yukawa interaction  $y_N \phi \bar{N}^c N$ . The other one is the chiral condensation, which generates a linear term as  $C_h h$  in the Higgs ( $h$ ) potential. Then, the mixing between the Higgs and inflaton induces a linear term in the inflaton potential. In both cases, a linear term as  $C\phi$  in the inflaton potential can be induced from a fermion condensate.

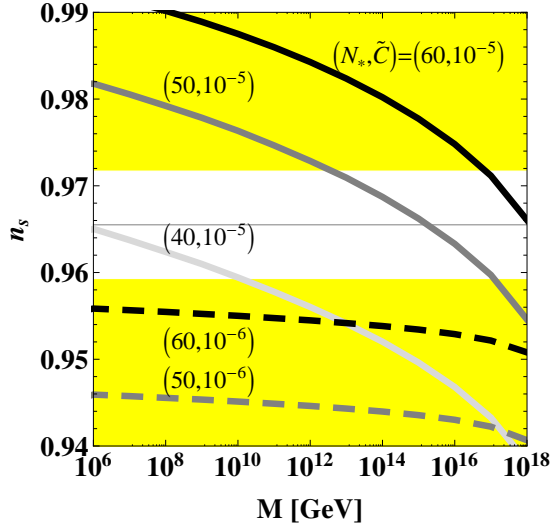


Figure 1:  $n_s$  in the CW model with fermion condensates. Black, gray, and light gray curves correspond to  $N_* = 60, 50$ , and  $40$  cases, respectively. Solid and dashed curves are cases of  $\tilde{C} = 10^{-5}$  and  $10^{-6}$ , respectively, where  $\tilde{C}$  is a dimension-less parameter defined as  $\tilde{C} \equiv C(M_{\text{pl}}/M)^3/(AM^3)$ . The horizontal line denotes the center value of  $n_s$  from the cosmological observation [16] as  $n_s = 0.9655$  and shaded region ( $n_s < 0.9593$  and  $n_s > 0.9717$ ) is ruled out by the observation.

Then, the potential (1) is changed to

$$V(\phi) = \frac{A}{4}\phi^4 \left( \ln \frac{\phi^2}{M^2} - \frac{1}{2} \right) - C\phi + V_0, \quad V_0 = \frac{AM^4}{8}. \quad (7)$$

$V'$  and  $\epsilon$  are also modified to

$$V' = A\phi^3 \ln \frac{\phi^2}{M^2} - C, \quad \epsilon \simeq 32 \left( \frac{M_{\text{pl}}}{M} \right)^2 \left[ \left( \frac{\phi}{M} \right)^3 \ln \frac{\phi^2}{M^2} - \frac{C}{AM^3} \right]^2. \quad (8)$$

$V''$  is unchanged but  $N_*$  is modified as

$$N_* \simeq \frac{1}{M_{\text{pl}}^2} \int_{\phi_{\text{end}}}^{\phi_*} \frac{V_0}{A\phi^3 \ln(\phi^2/M^2) - C} d\phi. \quad (9)$$

Thus, the relation between  $n_s$  and  $N_*$  changes from the original CW inflation.

Figure 1 shows  $n_s$  in the model with fermion condensates. In the figure, black, gray, and light gray curves correspond to  $N_* = 60, 50$ , and  $40$  cases, respectively. Solid and dashed curves are cases of  $\tilde{C} = 10^{-5}$  and  $10^{-6}$ , respectively, where  $\tilde{C}$  is a dimension-less parameter defined as  $\tilde{C} \equiv C(M_{\text{pl}}/M)^3/(AM^3)$ . The horizontal line denotes the center value of  $n_s$  from the cosmological observation [16] as  $n_s = 0.9655$  and shaded region ( $n_s < 0.9593$  and  $n_s > 0.9717$ )

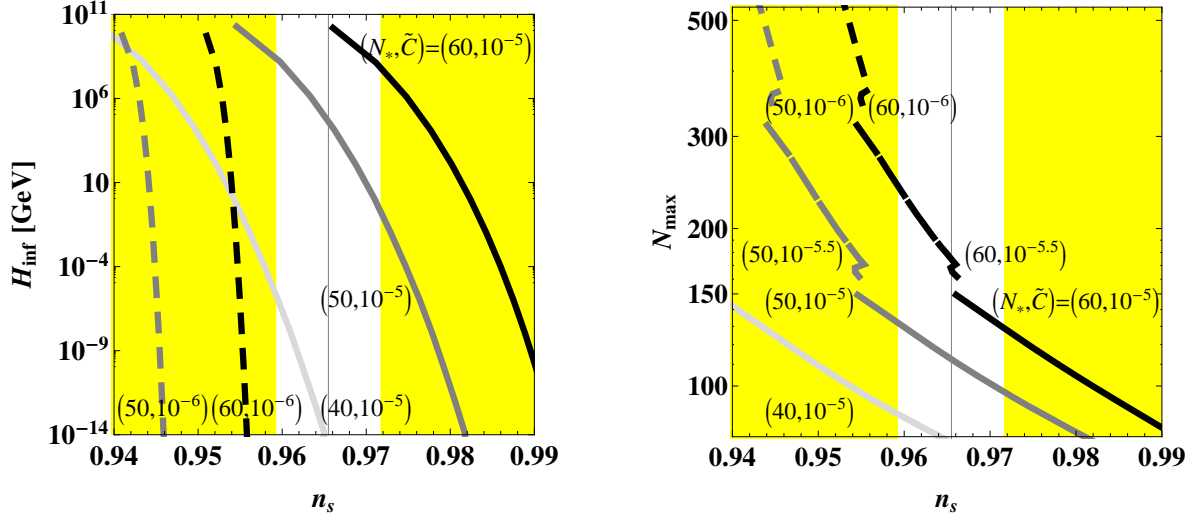


Figure 2: The inflation scale (left) and maximal value of the number of  $e$ -folds (right) in this model. Solid, long dashed, and dashed curves in the right figure are cases of  $\tilde{C} = 10^{-5}$ ,  $10^{-5.5}$ , and  $10^{-6}$ , respectively. The other meanings of curves and region in the figure are the same as in Fig. 1.

is ruled out by the observation. We find that the model can have parameter space where constraints from cosmological observations ( $r < 0.10$ ,  $0.9593 \leq n_s \leq 0.9717$ ,  $A_s = 2.196 \times 10^{-9}$ , and  $40 \leq N_* \leq 60$  where  $A_s$  is the scalar power spectrum amplitude) can be satisfied when one takes  $\tilde{C} \sim \mathcal{O}(10^{-5})$  for  $40 \leq N_* \leq 60$  in the broad region of  $M$ .

Next, we discuss the inflation scale, that is the Hubble scale during the inflation, and maximal value of the number of  $e$ -folds during slow roll phase  $N_{\text{max}}$ .  $N_{\text{max}}$  could be an interesting quantity from the viewpoint of relaxation scenario as stated in Introduction. The Hubble scale during the inflation  $H_{\text{inf}}$  is approximated as  $H_{\text{inf}} \simeq \sqrt{V_0/3M_{\text{pl}}^2}$  in the model.  $N_{\text{max}}$  is defined as

$$N_{\text{max}} \equiv \int_{\phi_{\text{end}}}^{\phi=0} \frac{V}{V'} d\phi, \quad (10)$$

in this class of small-field inflation model. The values in this model are shown in Fig. 2. Solid, long dashed, and dashed curves in the right panel of Fig. 2 are cases of  $\tilde{C} = 10^{-5}$ ,  $10^{-5.5}$ , and  $10^{-6}$ , respectively. Curves and region in the figure are the same as in Fig. 1. We find that possible inflation scale is  $H_{\text{inf}} \lesssim 10^{-6}$  GeV,  $10^9$  GeV, and  $10^{10}$  GeV for  $N_* = 40$ , 50, and 60 with an appropriate value of  $\tilde{C}$ , respectively. The maximal value is derived at  $M = 10^{18}$  GeV with  $A \sim \mathcal{O}(10^{-14})$  and one can also realize a tiny  $H_{\text{inf}}$  such as 1 eV at  $M = 10^8$  GeV. Interestingly, this type of model can also realize small inflation scale compared with the usual large-field inflation models. The maximal value of the number of  $e$ -folds is  $N_{\text{max}} \simeq 90$ , 130, and

250 for  $N_* = 40, 50$ , and 60 with an appropriate value of  $\tilde{C}$ . Thus, enormous number of  $e$ -folds, which may be preferred in some relaxation models, cannot be realized in the model due to the absence of extremely flat region such as a stationary point.

## 2.2 Non-minimal coupling to gravity

Let us now turn to discuss another possible realization of a viable small scale CW inflation, where we introduce a non-minimal coupling of the inflaton to gravity. In Ref. [42], a non-minimal coupling to gravity of  $\mathcal{L}_\xi = -\xi\bar{\phi}^2\mathcal{R}/2$  with  $\bar{\phi}$  being the Jordan-frame inflaton field has been discussed but concluded that this term cannot make the original CW inflation viable.<sup>2</sup>

Instead of utilizing the quadratic coupling to gravity, we introduce a logarithmic term of non-minimal coupling to gravity. Such form of the non-minimal coupling may be obtained by incorporating quantum corrections to, e.g.,  $\bar{\phi}^2\mathcal{R}$  term [48], and here we parametrize it as

$$\mathcal{L} = -\xi M \bar{\phi} \mathcal{R} \left( \ln \frac{\bar{\phi}}{M} - c \right), \quad (11)$$

in the Jordan frame. In the case, the potential (1) is changed to

$$V(\bar{\phi}) \rightarrow V_E(\bar{\phi}(\phi)) = \frac{V(\bar{\phi}(\phi))}{\Omega^4(\bar{\phi}(\phi))} \simeq \frac{A}{4} \bar{\phi}^4 \left( \ln \frac{\bar{\phi}^2}{M^2} - \frac{1}{2} \right) + V_0 \left( 1 + \frac{2\xi M \bar{\phi}}{M_{\text{pl}}^2} \left( \ln \frac{\bar{\phi}}{M} - c \right) \right), \quad (12)$$

in the Einstein frame where  $\Omega^2 \equiv 1 - \frac{\xi M \bar{\phi}}{M_{\text{pl}}^2} \ln(\bar{\phi}/M - c)$ , and  $\phi$  is a canonically normalized inflaton field in this frame. Although one can safely approximate  $\Omega^2 \simeq 1$  and  $d\phi/d\bar{\phi} \simeq 1$  with  $V(\bar{\phi}) \simeq V_E(\bar{\phi}(\phi)) \simeq V_0$  in a small-field region, the additional term induced from the logarithmic form of non-minimal coupling to gravity cannot be negligible for  $V'_E$  and  $V''_E$  in a certain parameter space. In particular, the model with a larger  $c$  gives similar predictions from the CW model with a linear term discussed in the previous subsection.

Taking derivatives with respect to  $\phi$ , we have

$$V'_E(\bar{\phi}(\phi)) = \frac{dV_E}{d\bar{\phi}} \frac{1}{\frac{d\phi}{d\bar{\phi}}} \simeq A \bar{\phi}^3 \ln \frac{\bar{\phi}^2}{M^2} + \frac{A \xi M^5}{4 M_{\text{pl}}^2} \left( \ln \frac{\bar{\phi}}{M} - c + 1 \right), \quad (13)$$

$$V''_E(\bar{\phi}(\phi)) \simeq A \bar{\phi}^2 \left( 2 + 3 \ln \frac{\bar{\phi}^2}{M^2} \right) + \frac{A \xi M^5}{4 M_{\text{pl}}^2 \bar{\phi}}. \quad (14)$$

---

<sup>2</sup>Furthermore, we have also checked that introductions of cubic ( $\xi\bar{\phi}^3\mathcal{R}/M$ ) and quartic ( $\xi\bar{\phi}^4\mathcal{R}/M^2$ ) terms in the original CW inflaton potential does not work. Since  $\bar{\phi}$  is taken as small values during the inflation, higher terms than the quadratic one do not drastically change properties of the original CW inflation model.

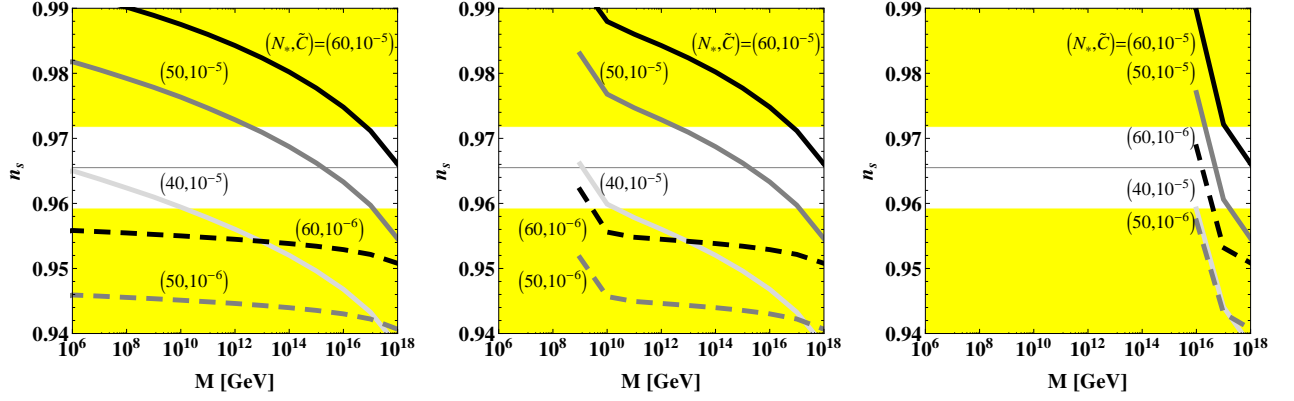


Figure 3:  $n_s$  in the CW model with a logarithmic form of non-minimal coupling to gravity. Left, center, and right figures correspond to  $\xi = 10^{-24}$ ,  $10^{-16}$ , and  $10^{-8}$  cases, respectively. Curves and region in the figures are as in Fig. 1.

Then, the slow roll parameters are calculated as

$$\epsilon = \frac{M_{\text{pl}}^2}{2} \left( \frac{V'_E}{V_E} \right)^2 \simeq 32 \left( \frac{M_{\text{pl}}}{M} \right)^2 \left[ \left( \frac{\phi}{M} \right)^3 \ln \frac{\phi^2}{M^2} + \frac{\xi}{4} \left( \frac{M}{M_{\text{pl}}} \right)^2 \left( \ln \frac{\phi}{M} - c + 1 \right) \right]^2, \quad (15)$$

$$\eta = M_{\text{pl}}^2 \left( \frac{V''_E}{V_E} \right) \simeq 24 \left( \frac{M_{\text{pl}}}{M} \right)^2 \left[ \left( \frac{\phi}{M} \right)^2 \ln \frac{\phi^2}{M^2} + \frac{\xi}{12} \left( \frac{M}{M_{\text{pl}}} \right)^2 \left( \frac{M}{\phi} \right) \right], \quad (16)$$

where  $V_E \simeq V_0$  is utilized in the small-field region.  $N_*$  becomes

$$N_* \simeq \frac{1}{M_{\text{pl}}^2} \int_{\phi_{\text{end}}}^{\phi_*} \frac{V_0}{\left[ A\bar{\phi}^3 \ln(\bar{\phi}^2/M^2) + \frac{A\xi M^5}{4M_{\text{pl}}^2} \left( \ln \frac{\bar{\phi}}{M} - c + 1 \right) \right]} \frac{d\phi}{d\phi}, \quad (17)$$

while  $N_{\text{max}}$  is also changed to

$$N_{\text{max}} \equiv \int_{\phi_{\text{end}}}^{\phi=0} \frac{V_E}{V'_E} d\phi. \quad (18)$$

The resultant  $n_s$  in the model with a logarithmic form of non-minimal coupling to gravity is shown in Fig. 3. Left, center, and right figures correspond to  $\xi = 10^{-24}$ ,  $10^{-16}$ , and  $10^{-8}$  cases, respectively. Lines and regions in the figures stand for the same as in Fig. 1. Similar to the case of the CW model with a linear term, we define

$$\tilde{C} \equiv \left( \frac{M_{\text{pl}}}{M} \right)^3 \frac{C}{AM^3}, \quad (19)$$

$$C \equiv \frac{cA\xi M^5}{4M_{\text{pl}}^2}, \quad (20)$$



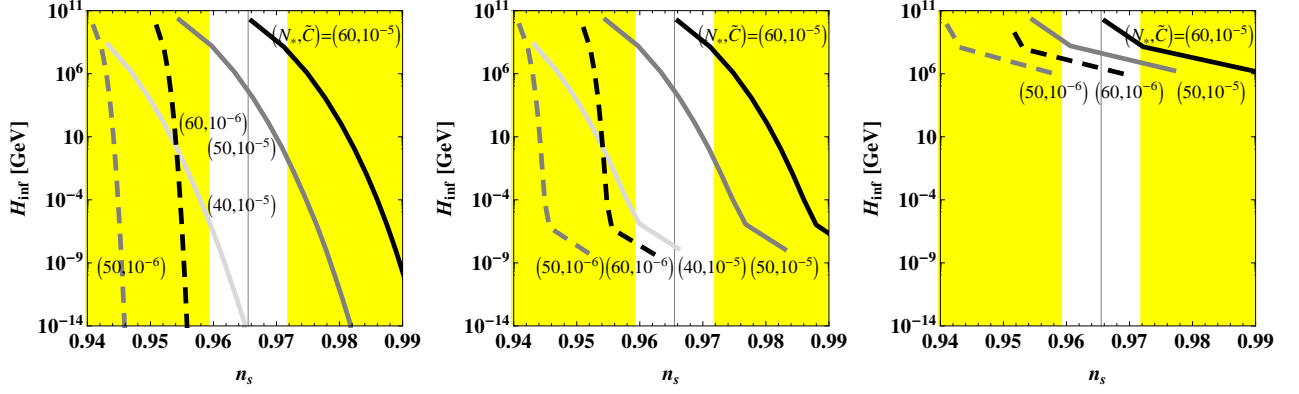


Figure 4:  $H_{\text{inf}}$  in the CW model with a logarithmic form of non-minimal coupling to gravity. Left, center, and right figures correspond to  $\xi = 10^{-24}$ ,  $10^{-16}$ , and  $10^{-8}$  cases, respectively. Curves and region in the figures are as in Fig. 1.

so that this parametrization leads to  $-C\phi$  term in Eq. (12). One can see from Eq. (12) that the model gives a similar prediction to the CW model with a linear term for  $|\ln(\bar{\phi}/M)| \ll c$ , which can be rewritten as  $\mathcal{O}(10^{1-2}) \times (\xi M_{\text{pl}})/(4\tilde{C}) \ll M$  with the use of the parameter  $\tilde{C}$  where a coefficient  $\mathcal{O}(10^{1-2})$  corresponds to  $|\ln(\bar{\phi}/M)|$ . On the other hand, the term  $(2\xi M V_0 \bar{\phi}/M_{\text{pl}}^2) \ln(\bar{\phi}/M)$  in Eq. (12) becomes effective compared to the linear term in the region of  $M \ll \mathcal{O}(10^{1-2}) \times (\xi M_{\text{pl}})/(4\tilde{C})$ . We find that the model can have parameter space where constraints from cosmological observations can be satisfied when one takes  $10^{-6} \lesssim \tilde{C} \lesssim 10^{-5}$  and  $\xi \lesssim 10^{-8}$  for  $40 \leq N_* \leq 60$  in the broad region of  $M$ .

Figure 4 shows  $H_{\text{inf}}$  as a function of  $n_s$  for fixed  $\xi$ ,  $N_*$ , and  $\tilde{C}$ . Curves and region in the figures are as in Fig. 1 and 3. We find that possible inflation scale,  $H_{\text{inf}} \lesssim 10^{-6}$  GeV,  $10^9$  GeV, and  $10^{10}$  GeV for  $N_* = 40, 50$ , and  $60$  with an appropriate value of  $\tilde{C}$ , is the same as the CW model with a linear term. Thus, one can also realize tiny  $H_{\text{inf}}$  such as 1 eV at  $M = 10^8$  GeV. Lower bounds depend on the magnitude of  $\xi$  as  $H_{\text{inf}} \gtrsim 1$  ( $10^6$ ) GeV for larger  $\xi$  as  $\xi = 10^{-16}$  ( $10^{-8}$ ).

We also evaluate  $N_{\text{max}}$  as shown in Fig. 5. The maximal value of the number of  $e$ -folds is  $N_{\text{max}} \simeq 90, 140$ , and  $300$  for  $N_* = 40, 50$ , and  $60$  with an appropriate value of  $\tilde{C}$ . These values are slightly larger than the case of CW model with a linear term due to the effect from logarithmic term  $(2\xi M V_0 \bar{\phi}/M_{\text{pl}}^2) \ln(\bar{\phi}/M)$ .

### 3 Conclusions

The CW potential for an inflaton realizes a small-field inflation but the current bound on  $n_s$  from cosmological observation rules out the simplest small-field CW inflation model with smaller  $M$ . Thus, some modifications are necessary for such models to be consistent with cosmological

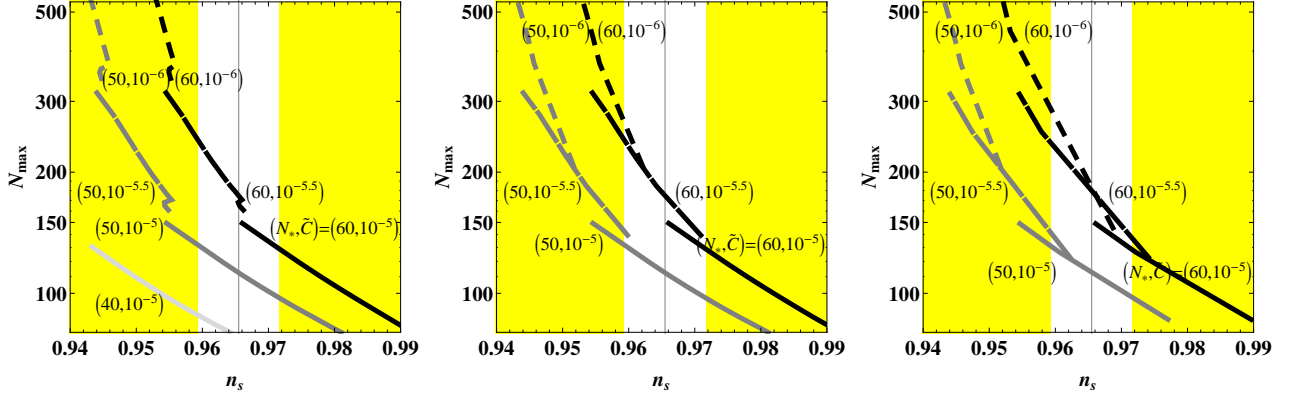


Figure 5:  $N_{\max}$  in the CW model with a logarithmic form of non-minimal coupling to gravity. Left, center, and right figures correspond to  $\xi = 10^{-24}$ ,  $10^{-16}$ , and  $10^{-8}$  cases, respectively. Curves and region in the figures are as the right figure in Fig. 2.

observations.

An introduction of a linear term in the inflaton potential, which can be induced from fermion condensate, has been proposed to make the model realistic. In this work, first we have revisited this model with a linear term. In particular, we have investigated the inflation scale, that is the Hubble scale during inflation  $H_{\text{inf}}$ , and maximal value of number of  $e$ -folds  $N_{\max}$  in parameter space where cosmological bounds are satisfied. These two quantities would be relevant to various cosmological scenarios or problems. Possible inflation scale is  $H_{\text{inf}} \lesssim 10^{-6}$  GeV,  $10^9$  GeV, and  $10^{10}$  GeV and the maximal value of the number of  $e$ -folds is  $N_{\max} \simeq 90$ ,  $130$ , and  $250$  for  $N_* = 40$ ,  $50$ , and  $60$  with an appropriate value of model parameter.

Next, we have proposed another possible realization of the small-scale CW inflation, where the logarithmic term of non-minimal coupling is introduced. This type of models also includes a parameter space where the model becomes similar to the CW model with a linear term. Regarding with a possible inflation scale, we find  $H_{\text{inf}} \lesssim 10^{-6}$  GeV,  $10^9$  GeV, and  $10^{10}$  GeV for  $N_* = 40$ ,  $50$ , and  $60$  with an appropriate model parameters, which is the same as in the CW model with a linear term. Thus, one can realize tiny  $H_{\text{inf}}$  such as  $1$  eV at  $M = 10^8$  GeV. Lower bounds depend on the magnitude of  $\xi$  as  $H_{\text{inf}} \gtrsim 1$  ( $10^6$ ) GeV for larger  $\xi$  as  $\xi = 10^{-16}$  ( $10^{-8}$ ). The model also gives the maximal value of the number of  $e$ -folds as  $N_{\max} \simeq 90$ ,  $140$ , and  $300$  for  $N_* = 40$ ,  $50$ , and  $60$ . These values are slightly larger than the case of the CW model with a linear term due to the effect from logarithmic term in the non-minimal coupling to gravity.

In summary, the logarithmic non-minimal coupling can help to make the small scale CW inflation viable and reduce its energy scale of inflation significantly. In addition, motivated by the relaxion scenario, we have estimated the maximal number of  $e$ -folds  $N_{\max}$  which turns out to

Additional term \ $N_*$	40	50	60
log	$(10^{-6} \text{ GeV}, 90)$	$(10^9 \text{ GeV}, 140)$	$(10^{10} \text{ GeV}, 300)$
linear	$(10^{-6} \text{ GeV}, 90)$	$(10^9 \text{ GeV}, 130)$	$(10^{10} \text{ GeV}, 250)$

Table 1: The summary of upper bounds on  $H_{\text{inf}}$  ( $\equiv H_{\text{inf}}^{\text{max}}$ ) and the maximal value of the number of  $e$ -folds,  $(H_{\text{inf}}^{\text{max}}, N_{\text{max}})$ , for possible additional terms and  $N_*$ .

be  $\mathcal{O}(100)$  and cannot be so enormous as required in relaxion models. The summary of possible additional terms to make the original CW model realistic is given in Tab. 1.

## Acknowledgments

This work was supported by IBS under the project code, IBS-R018-D1.

## References

- [1] A. A. Starobinsky, Phys. Lett. **91B** (1980) 99.
- [2] K. Sato, Mon. Not. Roy. Astron. Soc. **195** (1981) 467.
- [3] A. H. Guth, Phys. Rev. D **23** (1981) 347.
- [4] V. F. Mukhanov and G. V. Chibisov, JETP Lett. **33** (1981) 532 [Pisma Zh. Eksp. Teor. Fiz. **33** (1981) 549].
- [5] S. W. Hawking, Phys. Lett. **115B** (1982) 295.
- [6] A. A. Starobinsky, Phys. Lett. **117B** (1982) 175.
- [7] A. H. Guth and S. Y. Pi, Phys. Rev. Lett. **49** (1982) 1110.
- [8] A. D. Linde, Phys. Lett. **129B** (1983) 177.
- [9] R. H. Brandenberger and J. H. Kung, Phys. Rev. D **42** (1990) 1008.
- [10] R. D. Peccei and H. R. Quinn, Phys. Rev. Lett. **38** (1977) 1440.
- [11] R. D. Peccei and H. R. Quinn, Phys. Rev. D **16** (1977) 1791.
- [12] M. Axenides, R. H. Brandenberger and M. S. Turner, Phys. Lett. **126B** (1983) 178.
- [13] D. Seckel and M. S. Turner, Phys. Rev. D **32** (1985) 3178.

- [14] A. D. Linde, Phys. Lett. **158B** (1985) 375.
- [15] M. S. Turner and F. Wilczek, Phys. Rev. Lett. **66** (1991) 5.
- [16] P. A. R. Ade *et al.* [Planck Collaboration], Astron. Astrophys. **594** (2016) A20 [arXiv:1502.02114 [astro-ph.CO]].
- [17] I. Affleck and M. Dine, Nucl. Phys. B **249** (1985) 361.
- [18] M. Dine, L. Randall and S. D. Thomas, Nucl. Phys. B **458** (1996) 291.
- [19] K. Enqvist and J. McDonald, Nucl. Phys. B **538** (1999) 321.
- [20] L. Roszkowski and O. Seto, Phys. Rev. Lett. **98** (2007) 161304.
- [21] O. Seto and M. Yamaguchi, Phys. Rev. D **75** (2007) 123506.
- [22] D. V. Nanopoulos, K. A. Olive and M. Srednicki, Phys. Lett. **127B** (1983) 30.
- [23] M. Y. Khlopov and A. D. Linde, Phys. Lett. **138B** (1984) 265.
- [24] J. R. Ellis, J. E. Kim and D. V. Nanopoulos, Phys. Lett. **145B** (1984) 181.
- [25] M. Kawasaki, K. Kohri, T. Moroi and A. Yotsuyanagi, Phys. Rev. D **78** (2008) 065011.
- [26] R. H. Cyburt, J. Ellis, B. D. Fields, F. Luo, K. A. Olive and V. C. Spanos, JCAP **0910** (2009) 021.
- [27] P. W. Graham, D. E. Kaplan and S. Rajendran, Phys. Rev. Lett. **115** (2015) no.22, 221801 [arXiv:1504.07551 [hep-ph]].
- [28] T. Kobayashi, O. Seto, T. Shimomura and Y. Urakawa, arXiv:1605.06908 [astro-ph.CO].
- [29] K. Choi and S. H. Im, JHEP **1612** (2016) 093 [arXiv:1610.00680 [hep-ph]].
- [30] B. Batell, G. F. Giudice and M. McCullough, JHEP **1512** (2015) 162 [arXiv:1509.00834 [hep-ph]].
- [31] S. Di Chiara, K. Kannike, L. Marzola, A. Racioppi, M. Raidal and C. Spethmann, Phys. Rev. D **93** (2016) no.10, 103527 [arXiv:1511.02858 [hep-ph]].
- [32] J. L. Evans, T. Gherghetta, N. Nagata and Z. Thomas, JHEP **1609** (2016) 150 [arXiv:1602.04812 [hep-ph]].

- [33] J. L. Evans, T. Gherghetta, N. Nagata and M. Peloso, Phys. Rev. D **95** (2017) no. 11, 115027 [arXiv:1704.03695 [hep-ph]].
- [34] A. Hook and G. Marques-Tavares, JHEP **1612** (2016) 101 [arXiv:1607.01786 [hep-ph]].
- [35] T. Higaki, N. Takeda and Y. Yamada, Phys. Rev. D **95** (2017) no.1, 015009 [arXiv:1607.06551 [hep-ph]].
- [36] K. Choi, H. Kim and T. Sekiguchi, Phys. Rev. D **95** (2017) no.7, 075008 [arXiv:1611.08569 [hep-ph]].
- [37] S. R. Coleman and E. J. Weinberg, Phys. Rev. D **7** (1973) 1888.
- [38] A. D. Linde, Phys. Lett. **108B** (1982) 389.
- [39] A. Albrecht and P. J. Steinhardt, Phys. Rev. Lett. **48** (1982) 1220.
- [40] Q. Shafi and A. Vilenkin, Phys. Rev. Lett. **52** (1984) 691.
- [41] G. Barenboim, E. J. Chun and H. M. Lee, Phys. Lett. B **730**, 81 (2014) [arXiv:1309.1695 [hep-ph]].
- [42] S. Iso, K. Kohri and K. Shimada, Phys. Rev. D **91** (2015) no.4, 044006 [arXiv:1408.2339 [hep-ph]].
- [43] N. Okada, V. N. Şenoğuz and Q. Shafi, Turk. J. Phys. **40** (2016) no.2, 150 [arXiv:1403.6403 [hep-ph]].
- [44] P. A. R. Ade *et al.* [BICEP2 and Keck Array Collaborations], Phys. Rev. Lett. **116** (2016) 031302 [arXiv:1510.09217 [astro-ph.CO]].
- [45] A. R. Liddle and D. H. Lyth, Phys. Rept. **231** (1993) 1.
- [46] D. H. Lyth and A. Riotto, Phys. Rept. **314** (1999) 1.
- [47] A. R. Liddle and S. M. Leach, Phys. Rev. D **68** (2003) 103503.
- [48] A. De Simone, M. P. Hertzberg and F. Wilczek, Phys. Lett. B **678** (2009) 1 [arXiv:0812.4946 [hep-ph]].