

RAPID AND ROBUST GENERATION AND DISTRIBUTION OF EINSTEIN–PODOLSKY–ROSEN PAIRS WITH SPIN CHAINS

KIERAN N. WILKINSON

*Department of Physics, University of York, YO10 5DD
York, United Kingdom*

MARTA P. ESTARELLAS^a

*Department of Physics, University of York, YO10 5DD
York, United Kingdom*

TIMOTHY P. SPILLER

*Department of Physics, University of York, YO10 5DD
York, United Kingdom*

IRENE D'AMICO

*Department of Physics, University of York, YO10 5DD
York, United Kingdom*

May 17, 2022

Abstract

We investigate the ability of dimerized spin chains with defects to generate EPR pairs to very high fidelity through their natural dynamics. We propose two protocols based on different initializations of the system, and yielding the same maximally entangled Bell state after a characteristic time. This entangling time can be varied through engineering the weak/strong couplings' ratio of the chain, with larger values giving rise to an exponentially faster quantum entangling operation. We demonstrate that there is a set of characteristic values of the coupling, for which the entanglement generated remains extremely high. We investigate the robustness of both protocols to diagonal and off-diagonal disorder. Our results demonstrate extremely strong robustness to both perturbation types, up to strength of 50% of the weak coupling. Robustness to disorder can be further enhanced by increasing the coupling ratio. The combination of these properties makes our proposal suitable for devices for rapid and robust generation of Bell states.

^ampee500@york.ac.uk

1 Introduction

The efficient and reliable production of entangled states is an area of particular importance in quantum technologies due to the relevance of such states as a resource in numerous applications (e.g. one-way quantum computation architectures [1, 2], secure quantum key distribution schemes [3, 4] and teleportation protocols [5, 6]). EPR pairs are pairs of qubits in the form of a Bell state and exhibit the simplest example of maximal bipartite entanglement [7]. Their importance as an entanglement resource is well established, hence various protocols for generating such pairs have been proposed [8, 9]. While most of these proposals involve the use of photons and optical implementations, some quantum architecture schemes may require a device able to generate such entangled state on a microscopic scale or within solid-state architectures. Therefore devices able to create and distribute such states on demand, by also linking quantum registers within solid-state quantum computer architectures are desirable. In this paper we propose two different protocols to accomplish this using spin chains.

Spin chains have been widely studied as a mean to carry and distribute quantum information over short distances and their significance as a reliable quantum bus has been established over the past decades [10, 11, 12]. Other applications such as their use as entanglers [13, 14, 15, 16, 17, 18] or to localise states in protected ways [19] have also been proposed. Among the advantages of spin chains as quantum devices is that they can be implemented through many physical systems. Examples include electrons and excitons trapped in nanostructures [11, 20], nanometer scale magnetic particles [21], string of fullerenes [22] and, more generally, any physical system formed by a string of coupled two-level quantum subsystems.

In this paper we first introduce our spin chain model and then our proposals for two protocols to generate EPR states. These use two different system initializations. In the first, the injection of a single-excitation at the centre allows us to generate and distribute the entanglement of a Bell state between two distant parties. The second one, spanning the two-excitation subspace, entangles two qubits that were initially distant and distributes the Bell state back to these two initial parties. We then present detailed results of the dynamics of the system both from the numerical and analytical perspectives for both protocols. We also account for imperfections in the fabrication of the device by exploring the effects of diagonal and non-diagonal static disorder on the overall protocols. We study in detail, for both the ideal and perturbed scenarios, the dependence of the entangling protocol with the spin chain characteristics, showing optimal scenarios. We finally compare the entangling times that could be achieved by different possible physical implementations of the protocol. Our results demonstrate that our proposed system offers a robust and rapid solid state alternative to generate Bell states, applicable to a wide range of physical systems.

2 The Model

The system considered here is a $N=7$ sites linear spin chain tuned to have an ‘ABC’ configuration, which consists of staggered weak (δ) and strong (Δ) couplings, in a distribution such that there are three sites (named A, B and C) weakly coupled to the rest of the chain, as shown in Fig. 1. The relevance of these three sites will be explained later.

The spin chain can be described by the following time independent Hamiltonian,

$$\mathcal{H} = \sum_{i=1}^N \epsilon_i |1\rangle\langle 1|_i + \sum_{i=1}^{N-1} J_{i,i+1} [|1\rangle\langle 0|_i \otimes |0\rangle\langle 1|_{i+1} + h.c.], \quad (1)$$

with $J_{i,i+1}$ equal to either Δ or δ depending on the site. We will refer frequently to the coupling ratio, δ/Δ , as its value affects the properties we are interested in. Without loss of generality, we set $\Delta = 1$ in all cases so that the weak coupling strength will determine the coupling ratio. The first term in the Hamiltonian describes the on-site energies, ϵ_i , which will be considered to be site independent (set to zero for convenience) until we include the effect of random diagonal disorder at a later stage. In our encoding we define a single excitation $|1\rangle$ as an ‘‘up’’ spin in a system initially prepared to have all the spins ‘‘down’’, $|0\rangle$. In previous literature [14, 19, 23, 24, 17] it has been demonstrated that related dimerized chains have high fidelity quantum state transfer (QST) properties, which we will exploit in this investigation.

2.1 Entanglement generation protocols

We now introduce our two protocols for generating entangled states with ABC spin chains. Both protocols are comprised of two steps: firstly we inject a single product state into the system at $t = 0$. We consider the initial injection of one of the following two states:

- (i) The single-excitation state injected at site B, $|\psi_1(0)\rangle$, given by

$$|\psi_1(0)\rangle = |1\rangle_B \otimes |0\rangle_{\text{rest-of-chain}}. \quad (2)$$

- (ii) The two-excitation state with a simultaneous injection at site A and C, $|\psi_2(0)\rangle$, given by

$$|\psi_2(0)\rangle = |1\rangle_A \otimes |0\rangle_{\text{rest-of-chain}} \otimes |1\rangle_C. \quad (3)$$

We then allow the chosen initial state to evolve through the natural dynamics of the system, and observe the formation of an entangled state between qubits A and C at a later characteristic time t_E . The protocols are outlined graphically in Fig. 1. For convenience, we will henceforth refer to the methods requiring the initial injection of the single- and two-excitation states as the single- and two-excitation protocols, respectively.

In order to quantify the bipartite entanglement between sites A and C, we use the entanglement of formation, EOF, a bipartite measure of entanglement for both pure and mixed states [25]. For the pair of qubits A and C, the EOF is defined by,

$$EOF_{AC} = \xi(C_{AC}), \quad (4)$$

where $\xi(C_{AC}) = h(\frac{1+\sqrt{1-\tau}}{2})$ and $h = -x \log_2 x - (1-x) \log_2 (1-x)$ [26]. We can compute this value by obtaining the square roots of the four eigenvalues, $\lambda_i = \sqrt{\epsilon_i}$, of the matrix $\rho_{AC} \widetilde{\rho_{AC}}$ (with ρ_{AC} being the reduced density matrix of sites A and C, and $\widetilde{\rho_{AC}} = (\sigma_y^A \otimes \sigma_y^C) \rho_{AC}^* (\sigma_y^A \otimes \sigma_y^C)$), and arranging these λ_i in decreasing order. Then τ is obtained as

$$\tau = (\max(\lambda_1 - \lambda_2 - \lambda_3 - \lambda_4, 0))^2. \quad (5)$$

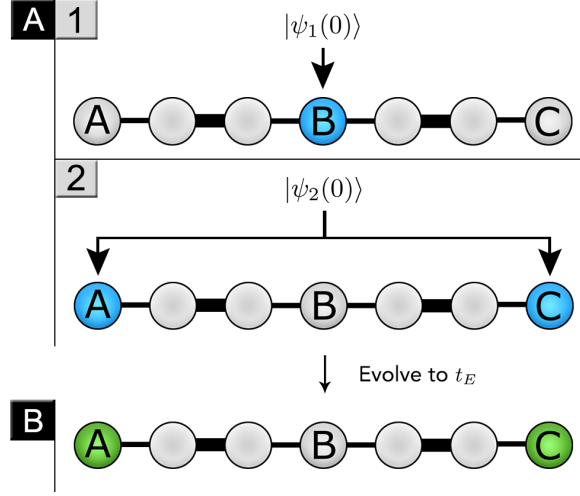


Fig. 1: Entangling protocols: (A) An ABC spin chain consisting of $N = 7$ sites (with thick lines representing Δ and thin lines representing δ) is prepared by injecting either (i): the single-excitation state, $|\psi_1(0)\rangle$ (Eq. (2)) or (ii): the two-excitation state, $|\psi_2(0)\rangle$ (Eq. (3)). (B) Qubits A and C are entangled (green) after time evolution of the natural system dynamics; t_E is the time at which maximum entanglement is achieved.

The full 7-site ABC spin chain system can be approximated by a smaller ‘toy model’, in which we consider only the three sites A, B and C, equally coupled, such that $J_{AB} = J_{BC} = \eta$, where η is the effective coupling induced by the presence of the connecting dimers. The Hamiltonian of this system is then given by

$$H = \begin{pmatrix} 0 & \eta & 0 \\ \eta & 0 & \eta \\ 0 & \eta & 0 \end{pmatrix}, \quad (6)$$

and the simplicity of its form allows us to easily obtain its eigenstates. The time-evolution of these eigenstates will be used as a base to obtain an analytical approximation of the dynamics of the single- and two-excitation protocols.

In most of the results we will present, we simulate the system dynamics over a time window the size of a single ‘fidelity period’ t_F , which is defined as the time taken for the chain to regain (or almost regain) its initial state after $t = 0$. We calculate t_F using our ‘toy model’. The fidelity, F , is a measure of the overlap of a desired state of the chain, which in our case is the initial state, $\psi(0)$, onto the state of the chain at a given time $\psi(t)$, and is given by

$$F = |\langle \psi(0) | \psi(t) \rangle|^2. \quad (7)$$

A value of $F = 1$ represents complete overlap of the two states. For our trimer model, it can be shown analytically that the fidelity period is given by $t_F = \pi/(\sqrt{2}\eta)$, and we can relate this formalism back to our 7 site ABC chain by finding the value of the effective coupling strength between the key sites, which is given by

$$\eta = \frac{\Delta}{2} \sqrt{1 + 3\left(\frac{\delta}{\Delta}\right)^2} - \sqrt{1 + 6\left(\frac{\delta}{\Delta}\right)^2 + \left(\frac{\delta}{\Delta}\right)^4}. \quad (8)$$

We expect t_E to be close to $t_F/2$ - the middle of the window we consider: this is when, for the 'toy model', the fidelity of the initial state falls to zero, accompanied by an EoF peak close to unity due to the emergence of the now entangled state.

3 Results

3.1 Single-excitation protocol

We first consider the coupling ratio dependence of both the time taken to achieve maximum entanglement (t_E), and the associated EOF value, which we denote as EOF_{max} . As shown by Fig. 2, the overall trend is that the t_E decreases exponentially with increasing coupling ratio. We observe, however, ranges of coupling ratios with approximately constant t_E (shown as 'flat' blue segments). Each of these ranges presents however only a single coupling ratio value for which the associated t_E is approximately $t_F/2$ (green line). This feature is demonstrated in the inset where we observe that the EOF_{max} profile is a sequence of "arches", each of them corresponding to one of the almost constant t_E regions of the main panel. The coupling ratios for which $t_E = t_F/2$ coincide with the peak of each "arch" of the EOF_{max} profile. Even considering the arches, EOF_{max} between A and C remains very high for a large range of coupling ratios.

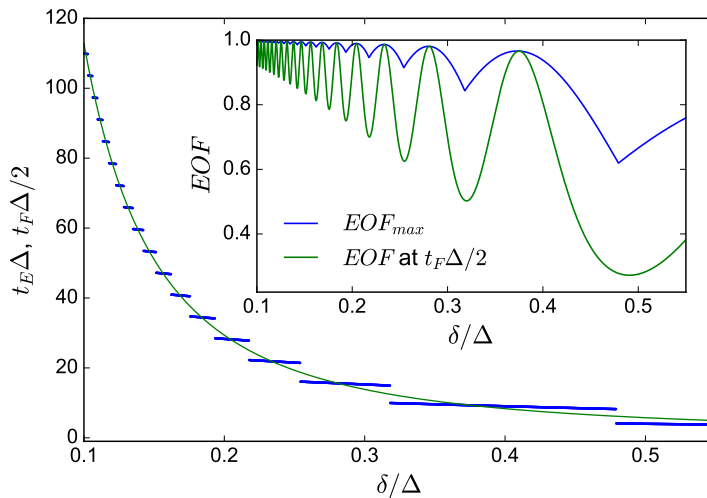


Fig. 2: Variation of t_E with coupling ratio (blue data points) for the single-excitation protocol with overlaid analytical formula for $t_F/2$ (green line). Inset: maximum EOF at t_E (blue line) and EOF at the analytical $t_F/2$ (green line).

We now study in detail the three coupling ratios 0.10, 0.20 and 0.37 that correspond to local maxima of the EOF_{max} profile (see Fig. 2). For each ratio we simulate the system dynamics over a time window the size of a single analytic fidelity period t_F , wherein we consider both the fidelity of the initial state and the EOF between sites

A and C. The results for each ratio are shown in Fig. 3 with purple and green lines representing fidelity and EOF, respectively. We observe an EOF peak close to the center of the window (corresponding to $t_F/2$) with a fidelity of the initial state close to zero. We note that our analytical estimates for t_F are accurate despite underlying secondary oscillations resulting from the presence of the additional sites other than just A, B and C in the chain. The amplitude of these oscillations increases significantly with coupling ratio as a result of the reduction in the energy difference of the couplings. At the same time, their frequency in units of t_F^{-1} decreases, to reduce to 1 in the limit $\delta/\Delta \rightarrow 1$. The arches of EOF_{max} we observed in the inset of Fig. 2 are generated by the presence of this secondary frequency, each subsequent arch corresponding to one secondary period less within t_F . The variation of EOF_{max} within each arch then tracks the maximum of a secondary period going in and out of phase with the maximum of the main period.

The state which we observe when the EOF reaches its maximum value is, up to small corrections (the smallest the closes EOF_{max} is to unity), a Bell state of the form

$$|\psi_1(t_E)\rangle = \frac{1}{\sqrt{2}}(|10\rangle_{AC} + |01\rangle_{AC}) \otimes |0\rangle_{\text{rest-of-chain}}. \quad (9)$$

We now use the aforementioned trimer model to better understand the underlying entanglement mechanism behind this protocol. We begin by considering the eigenstates of the reduced Hamiltonian Eq. (6), which can be obtained through exact diagonalization and are given by

$$|\phi_-\rangle = \frac{1}{2} \begin{pmatrix} -1 \\ \sqrt{2} \\ -1 \end{pmatrix}, \quad |\phi_0\rangle = \frac{1}{\sqrt{2}} \begin{pmatrix} 1 \\ 0 \\ -1 \end{pmatrix}, \quad \text{and} \quad |\phi_+\rangle = \frac{1}{2} \begin{pmatrix} 1 \\ \sqrt{2} \\ 1 \end{pmatrix}, \quad (10)$$

with $|\phi_-\rangle$ having energy $E_- = -\sqrt{2}\eta$, $|\phi_0\rangle$ having energy $E_0 = 0$, and $|\phi_+\rangle$ having energy $E_+ = \sqrt{2}\eta$. In terms of these eigenstates, the state of the chain at $t = 0$, can be decomposed as

$$|\Psi(t=0)\rangle = \frac{1}{\sqrt{2}}(|\phi_+\rangle + |\phi_-\rangle) \quad (11)$$

and we can time-evolve each of the two constituent eigenstates, $|\phi_+\rangle$ and $|\phi_-\rangle$ using their respective propagators, e^{-iE_+t} and e^{-iE_-t} . From the results presented in Fig. 2 and 3, EOF is maximum at $t_F/2$, hence using this time value, the state of the system can be expressed as

$$\left| \Psi\left(\frac{\pi}{2\sqrt{2}\eta}\right) \right\rangle = \frac{1}{\sqrt{2}}(e^{-iE_+ \frac{\pi}{2\sqrt{2}\eta}} |\phi_+\rangle + e^{-iE_- \frac{\pi}{2\sqrt{2}\eta}} |\phi_-\rangle) = \frac{1}{\sqrt{2}}(-i|\phi_+\rangle + i|\phi_-\rangle). \quad (12)$$

Using the explicit expression of the basis vectors, this yields a maximally entangled Bell state between sites A and C:

$$\left| \Psi\left(\frac{\pi}{2\sqrt{2}\eta}\right) \right\rangle = \frac{-i}{\sqrt{2}} \left[\begin{pmatrix} 0 \\ 0 \\ 1 \end{pmatrix} + \begin{pmatrix} 1 \\ 0 \\ 0 \end{pmatrix} \right]. \quad (13)$$

We note that this entangled state is orthogonal to $|\psi_1(0)\rangle$, hence we expect the EOF to be maximum when the fidelity for the ABC chain is very small, and this is indeed

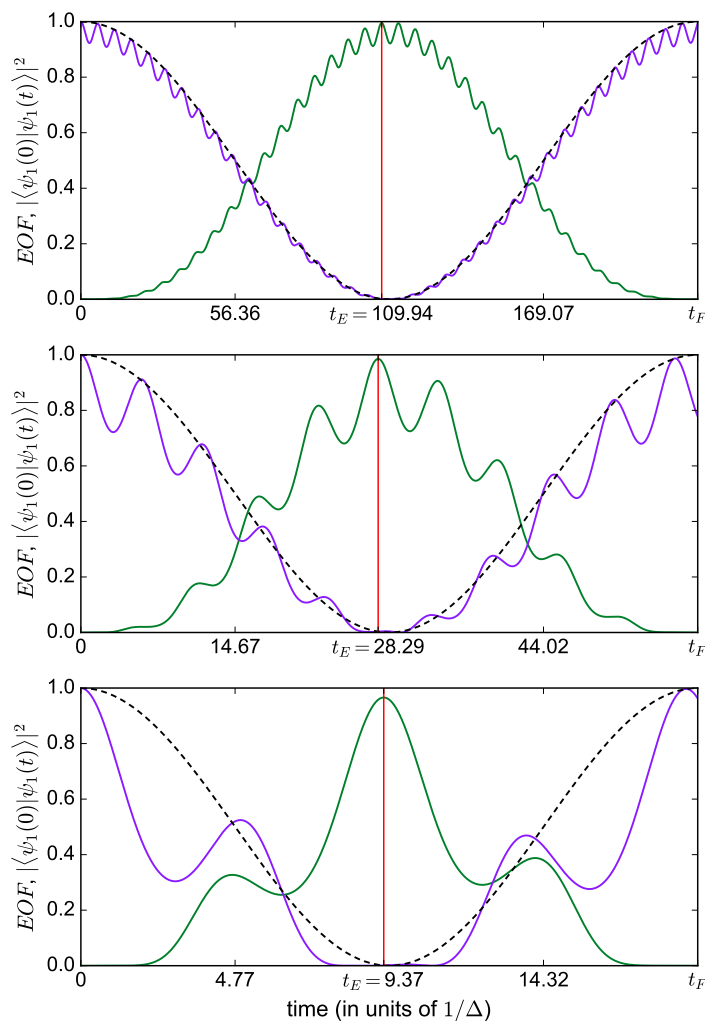


Fig. 3: Fidelity of the initial state (purple) and EOF (green) for the single-excitation protocol with ratios 0.10 (top), 0.20 (middle), and 0.37 (bottom). The vertical red line denotes t_E , the time at which the maximum value of the EOF is obtained. The black dashed line is the analytically obtained fidelity for the trimer corresponding to each system.

observed in Fig. 2. To further explore this approximation, we can calculate analytically the fidelity of the trimer when the initial state is that of Eq. (11). This result is presented with a black dashed line profile for the dynamics associated with the three ratios shown in Fig. 3. The approximation works well at low ratios but deviates considerably from the result for the full chain due to increasingly large secondary oscillations as the ratio increases. In all cases, however, we observe that the maxima and minima of the numeric and analytic results coincide closely; our analytical model predicts the key features of the system dynamics.

3.2 Two-excitation protocol

The single excitation protocol allows us to generate and distribute a Bell state with the convenience of having to initially interact only with a single site (B). However, some applications such as modular quantum processors proposals may need to generate this same entangled state with compliance and contribution of two distant parties or quantum registers [27]. This is the motivation that leads us to propose the two-excitation protocol. We introduce it by demonstrating that an entangled state similar to that obtained through the single-excitation mechanism can be obtained through the injection of $|\psi_2(0)\rangle$. We do this by noting the particle-hole symmetry of the reduced trimer model and the fact that, for a three site system, one and two excitation pure states linked by this symmetry ($|100\rangle \rightarrow |011\rangle$, $|010\rangle \rightarrow |101\rangle$, and $|001\rangle \rightarrow |110\rangle$) are energetically indistinguishable as long as on site energies are set to zero. We can hence perform a swap operation between $|0\rangle$ and $|1\rangle$ states of the state calculated in Eq. (13) and obtain the particle-hole symmetric counterpart entangled state at $t_F/2$ for the two excitations injection, of the form:

$$\left| \Psi \left(\frac{\pi}{2\sqrt{2}\eta} \right) \right\rangle = \frac{-i}{\sqrt{2}} \left[\begin{pmatrix} 1 \\ 1 \\ 0 \end{pmatrix} + \begin{pmatrix} 0 \\ 1 \\ 1 \end{pmatrix} \right]. \quad (14)$$

We therefore expect injection and evolution of $|\psi_2(0)\rangle$ to yield the same maximally entangled Bell state between sites A and C, with the extra excitation sitting in the middle. This state indeed coincides with the one we numerically observe at t_E for the ABC chain, which was in fact the following:

$$|\psi_2(t_E)\rangle = \frac{1}{\sqrt{2}} [(|10\rangle_{AC} + |01\rangle_{AC}) \otimes |1\rangle_B] \otimes |0\rangle_{\text{rest-of-chain}}. \quad (15)$$

We now consider the analysis of the two-excitations protocol over a range of coupling ratios. Fig. 4 shows the results for the same range of coupling ratios as that considered for the single-excitation protocol. Considering the behaviour of t_E first, we observe very similar behavior for both protocols, but we note that the intervals of almost constant t_E fall at different ratios for the single- and two-excitation protocols. The intervals cover different ranges of ratios in both cases, and hence no protocol is faster overall. If a particular ratio is required, it would be necessary to compare the time-dependencies of both protocols as well as the corresponding EOF_{max} .

The variation of EOF_{max} with coupling ratio for the two-excitations case is shown in the inset of Fig. 4. We observe a similar oscillatory pattern to that of the single-excitation case, but now the maximum of EOF_{max} within each arch does not decrease with the coupling ratio. As a result, it is possible to obtain EOF values extremely close to unity even for high ratios: a ratio as high as 0.52 yields an EOF_{max} greater than 0.999 and in just 5.57 time units.

As with the single-excitation case, we now consider in more detail the dynamics of the chain at three specific coupling ratios corresponding to maxima of EOF_{max} . We select coupling ratios of 0.11, 0.33, and 0.52, as shown in Fig. 5. For each ratio, the value of EOF_{max} is greater than 0.999. Similarly to the single-excitation protocol, we observe the

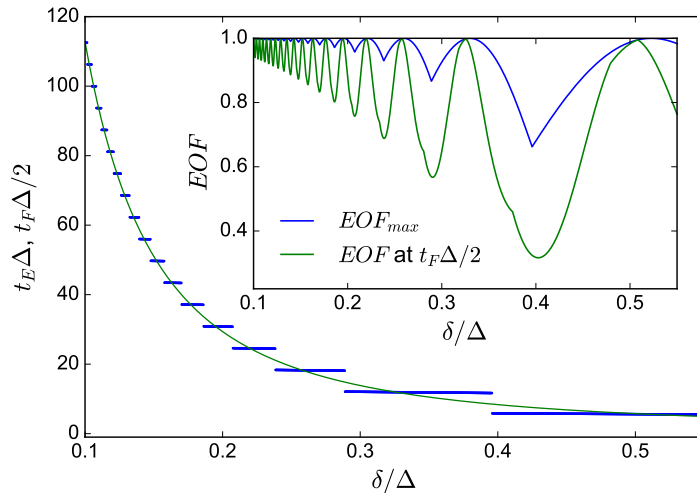


Fig. 4: Variation of t_E with coupling ratio (blue segments) for the two-excitation protocol with overlaid analytical behaviour of $t_F/2$ (green line). Inset: maximum EOF at t_E (blue line) and EOF at the analytical $t_F/2$ (green line).

maximum of EOF close $t_F/2$, where the fidelity reaches a value close to zero. However, for the two-excitations protocol, there is a larger difference between $t_F/2$ and t_E . Similarly we observe in the inset of Fig. 4 a small shift between the local maxima of EOF_{max} and EOF at $t_F/2$. Once more there is the presence of the secondary oscillation in both the EOF and fidelity curves (Fig. 5). However, the secondary oscillations of both fidelity and EOF present, in general, greater amplitudes, and the EOF curve presents cusps, a qualitatively different behaviour from the single excitation protocol. We attribute this to a more complex states interplay in the wave function which is more poorly approximated by the trimer toy model. For examples, as the coupling ratio increases, the additional excitation in the chain center spreads over more central sites at EOF_{max} , so additional components should be added to Eq. (15), which then takes the form,

$$|\psi_2(t_E)\rangle = \frac{1}{\sqrt{2}}(|10\rangle_{AC} + |01\rangle_{AC}) \otimes [\alpha |1\rangle_B \otimes |0\rangle_{\text{rest-of-chain}} + \beta |0\rangle_B \otimes |\chi\rangle_{\text{rest-of-chain}}], \quad (16)$$

a feature which cannot be reproduced by the trimer model.

3.3 Robustness to disorder

The previous analysis has considered only ideal spin chains, however imperfections are likely to affect real physical devices. We will therefore consider the effect of two types of disorder on the model system, which can account for local, static perturbations and fabrication imperfections. These two types of disorder are modeled by introducing random terms on the off-diagonal (emulating imperfections of the couplings) and on the diagonal (corresponding to fluctuations of the site energies) terms of the Hamiltonian.

We first consider the presence of off-diagonal disorder through the modification of our system couplings, $J_{i,i+1}$, such that $J_{i,i+1}^{\text{eff}} = J_{i,i+1} + E_J d_{i,i+1} \delta$ with $J_{i,i+1} \in (\Delta, \delta)$. E_J

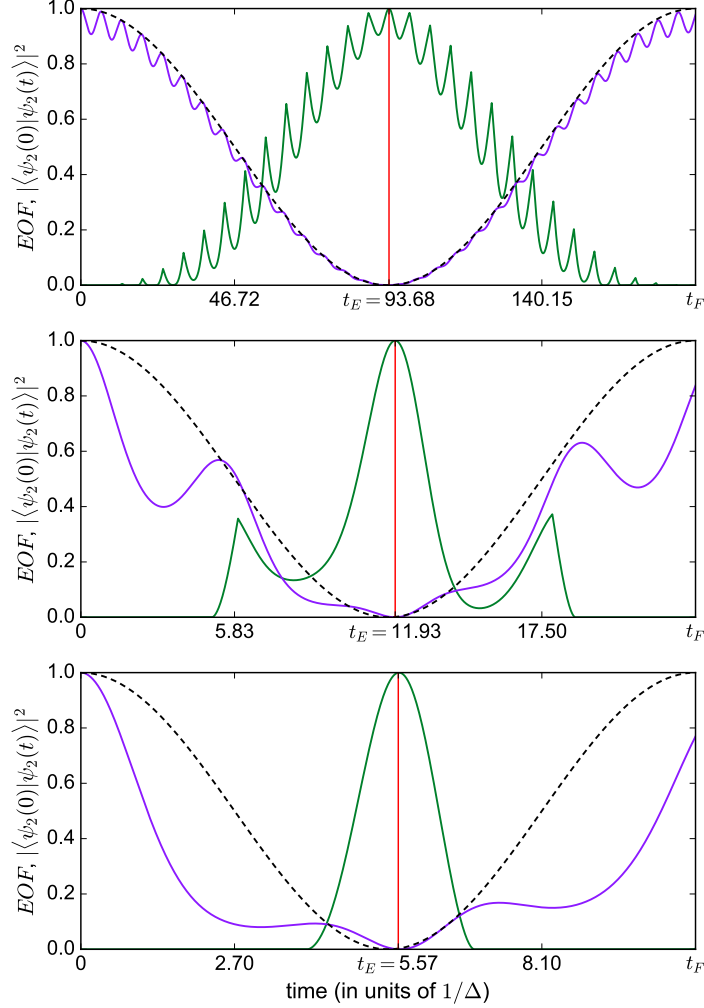


Fig. 5: Fidelity of the initial state (purple) and EOF (green) for the two-excitation protocol with ratios 0.11 (top), 0.33 (middle), and 0.52 (bottom). The vertical red line denotes the time at which the maximum value of the EOF is obtained. The black dashed profile is the analytically obtained fidelity for each system.

is a dimensionless scaling factor which sets the strength of the disorder and we weight the disorder with the weak coupling strength (δ). To simulate the random nature of the disorder we introduce the pseudo-random number $d_{i,i+1}$, where $-0.5 \leq d_{i,i+1} \leq 0.5$.

Secondly, we consider the effect of diagonal disorder through the addition of a term of the form $\epsilon_i = E_\epsilon d_i \delta$ to each diagonal element of the system Hamiltonian. Here d_i is another pseudo-random number, with the same properties as the first. Again we use a dimensionless scaling factor E_ϵ and weight the disorder with the weak coupling strength.

In analyzing the robustness of our protocols two different scenarios have been consid-

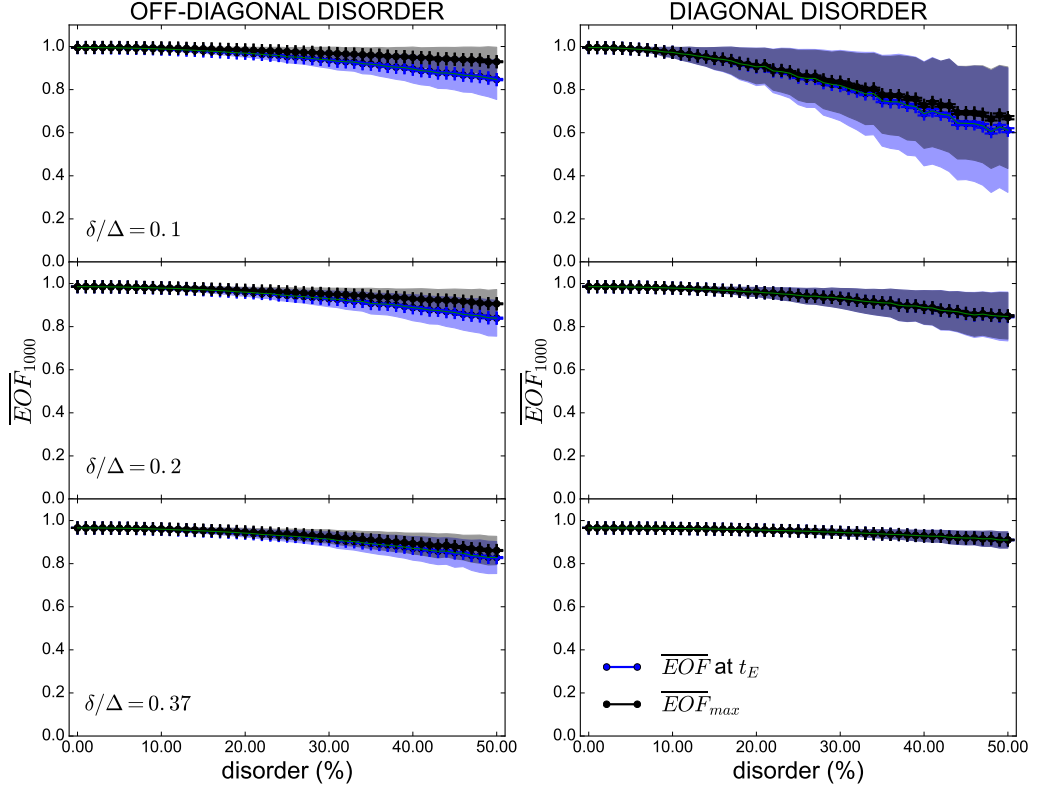


Fig. 6: Single-excitation protocol with coupling ratios of 0.10 (top), 0.20 (middle), and 0.37 (bottom): averaged EOF at t_E (blue dots) and averaged maximum EOF over windows of t_F time units (black dots) for different levels of off-diagonal (left) and diagonal (right) disorders weighted against the weak coupling δ . Grey and blue shadows represent the standard deviation, black and blue bars represent the standard error of the mean.

ered. In the first we calculate the average EOF over many disorder realisations, \overline{EOF} , at the time t_E of maximum entanglement, of the unperturbed system. However, we note that due to the possibility of the perturbations shifting the time at which the EOF peak appears, we are no longer guaranteed to observe the maximum EOF at this time. It is therefore useful to also consider the average of the maximum EOF within the full time window in the presence of perturbations, \overline{EOF}_{max} , which is a measure of considerable practicality when calibration of the device is feasible. For both cases we present an (ensemble) average over 1000 realisations and consider a range of disorder weighted up to 50% of the weak coupling strength.

We focus first on the single-excitation protocol, for each of the coupling ratios of Fig. 3, 0.10, 0.20, and 0.37. The results for off-diagonal and diagonal disorder are shown in the l.h.s and r.h.s panels of Fig. 6, respectively. It can be seen that, for each of the coupling ratios, the robustness against off-diagonal disorder is extremely high, with both \overline{EOF} and \overline{EOF}_{max} remaining always above 0.8. The \overline{EOF}_{max} is almost independent of the coupling ratio, whereas the robustness of \overline{EOF} is slightly diminished as the coupling

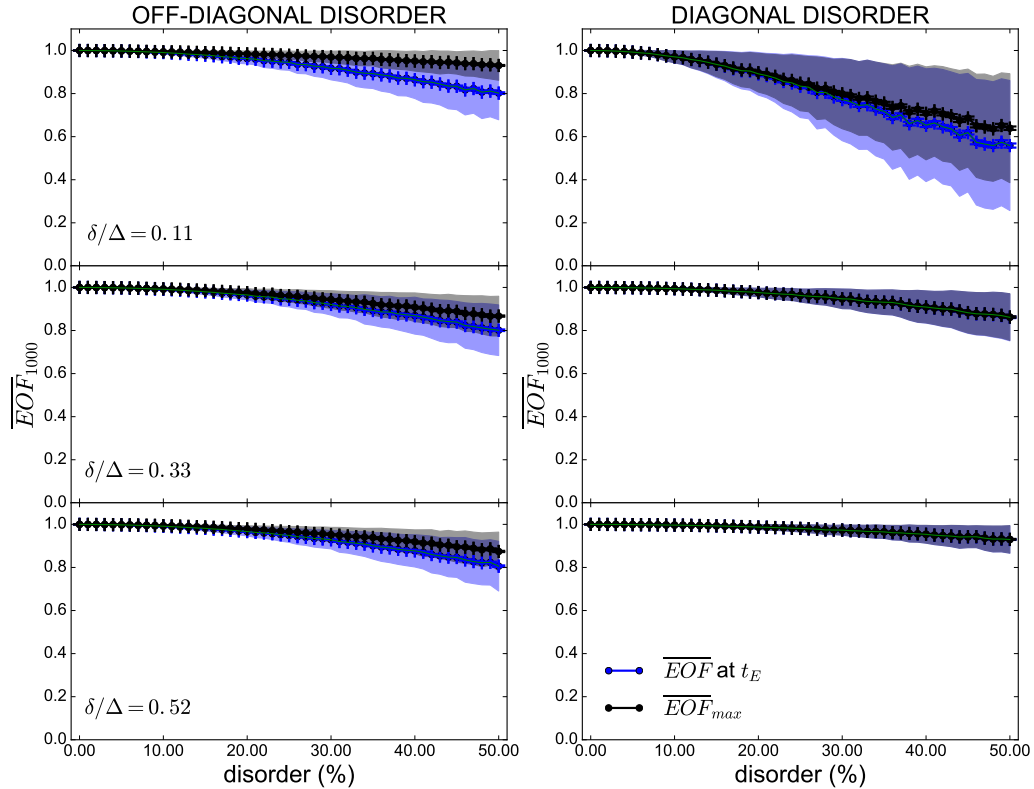


Fig. 7: Two-excitation protocol with coupling ratios of 0.11 (top), 0.33 (middle), and 0.52 (bottom): averaged EOF at t_E (blue dots) and averaged maximum EOF over windows of t_F time units (black dots) for different levels of off-diagonal (left) and diagonal (right) disorders weighted against the weak coupling δ . Grey and blue shadows represent the standard deviation, black and blue bars represent the standard error of the mean.

ratio increases. Looking now at the blue and grey shadows, which represent the standard deviation of each ensemble, we observe that, for each ratio, the standard deviation of the single realisation is very small. For diagonal disorder, we observe a more pronounced dependence of the robustness of the protocol on the coupling ratio. For the smallest ratio of 0.10, both \overline{EOF} and \overline{EOF}_{max} are close to 0.6 at the maximum disorder strength. This is in stark contrast to the case for a coupling ratio of 0.37, in which both average EOF are close to 0.9 at the same relative disorder strength. Similarly, the standard deviation of the single realisation significantly decreases with increasing coupling ratio. In this case the system is more robust to diagonal disorder than off-diagonal disorder, but neither cause a reduction greater than 20% of the maximum EOF value attainable with the unperturbed system.

Moving now to the two-excitation case, our results show that the trends in the results are similar, as shown in Fig. 7. We again observe a very high robustness against off-diagonal disorder with average EOF values never below 0.8, and \overline{EOF}_{max} almost independent of the coupling ratio. As the coupling ratio increases, more robust be-

comes the system against diagonal disorder. In particular with coupling ratios of 0.33 and 0.52 we see that the \overline{EOF}_{max} and \overline{EOF} are basically indistinguishable and both remain above 0.85 for the former and 0.93 for the latter, even at the highest levels of disorder. We note that the standard deviation is slightly larger in general for the two-excitation protocol when compared to the single-excitation counterpart remaining very small at relatively large coupling ratios. However, for the largest ratio the maximum entanglement is gained almost twice as fast as with the highest ratio considered with the single-excitation protocol.

3.4 Comparison of the entangling time scale and decoherence times for potential physical implementations

We wish to qualitatively assess the possibility of performing our protocol on few experimental platforms. In order to do so, we consider some of the typical characteristic coupling energies for electron qubits in GaAs/AlGaAs quantum dots [11], exciton qubits in self-assembled quantum dots [28, 29], trapped ions [30] and superconducting qubits [31, 32]. We use these energies to estimate Δ and then t_E for our two excitation protocol. Table 1 shows results for the mid coupling ratio of 0.33 which though providing excellent fidelity and robustness, does not correspond to the best case scenario. From our numerics for the two excitation protocol with a ratio of 0.33 we have $t_E = \text{time} = 11.93/\Delta$. We compare our results for the t_E with typical decoherence times for the various hardware. Table 1 shows that for most platforms t_E is much smaller than characteristic decoherence time, giving clear optimism on the possibility of using our protocol in experiments.

Table 1: Approximated entangling times of our protocol for different experimental realisations and their decoherence times.

Platform	Characteristic energy, Δ	Entangling time, t_E	Decoherence time
QDs (electrons)	0.05 meV	20 ns	1 μ s
QDs (excitons)	1 meV	8 ps	1 ns
trapped Rydberg Ca^+ ions	500 \hbar MHz	0.2 ns	10 μ s
Superconducting qubits	1 GHz	0.1 ns	100 μ s

4 Conclusions

We have demonstrated the potential for ABC spin chains to generate EPR states through two different entangling protocols. Importantly, our results prove the possibility of using a large range of characteristic coupling ratios for rapid generation of entangled states to a high fidelity. By increasing the value of δ , the entangled state is generated faster and with only a very small-to-insignificant fidelity loss. For the single-excitation protocol and the highest ratio considered ($\delta/\Delta = 0.37$), we incur a very small reduction in EOF of approximately 0.05; on the other hand, for the two-excitation protocol, we can retain an EOF of almost unity for all characteristic coupling ratios we considered. This result is particularly encouraging due to the exponential speedup of both entanglement protocols that we observe as the coupling ratio increases. Furthermore, we have demonstrated excellent robustness to both diagonal and off-diagonal disorder for these characteristic coupling ratios: not only is the robustness to off-diagonal disorder almost independent of

coupling ratio, but that the robustness to diagonal disorder increases significantly as the coupling ratio is increased. This result exposes an interdependent relationship between the speed and robustness to disorder of both protocols. The ability to maximize both of these factors at little to no reduction in the maximum EOF allows us to propose ABC chains as rapid and reliable entanglement generation devices.

References

1. Robert Raussendorf and Hans J. Briegel. A one-way quantum computer. *Phys. Rev. Lett.*, 86:5188–5191, May 2001.
2. P. Walther, K. J. Resch, T. Rudolph, E. Schenck, H. Weinfurter, V. Vedral, M. Aspelmeyer, and A. Zeilinger. Experimental one-way quantum computing. *Nature*, 434(7030):169–176, 03 2005.
3. Thomas Jennewein, Christoph Simon, Gregor Weihs, Harald Weinfurter, and Anton Zeilinger. Quantum cryptography with entangled photons. *Phys. Rev. Lett.*, 84(20):4729, 2000.
4. Charles H Bennett, Gilles Brassard, and N David Mermin. Quantum cryptography without bells theorem. *Phys. Rev. Lett.*, 68(5):557, 1992.
5. Dik Bouwmeester, Jian-Wei Pan, Klaus Mattle, Manfred Eibl, Harald Weinfurter, and Anton Zeilinger. Experimental quantum teleportation. *Nature*, 390(6660):575–579, 12 1997.
6. A. Furusawa, J. L. Sørensen, S. L. Braunstein, C. A. Fuchs, H. J. Kimble, and E. S. Polzik. Unconditional quantum teleportation. *Science*, 282(5389):706–709, 1998.
7. A. Einstein, B. Podolsky, and N. Rosen. Can quantum-mechanical description of physical reality be considered complete? *Phys. Rev.*, 47:777–780, May 1935.
8. Paul G. Kwiat, Klaus Mattle, Harald Weinfurter, Anton Zeilinger, Alexander V. Sergienko, and Yanhua Shih. New high-intensity source of polarization-entangled photon pairs. *Phys. Rev. Lett.*, 75:4337–4341, Dec 1995.
9. D. Hucul, I. V. Inlek, G. Vittorini, C. Crocker, S. Debnath, S. M. Clark, and C. Monroe. Modular entanglement of atomic qubits using photons and phonons. *Nat Phys*, 11(1):37–42, 01 2015.
10. S. Bose. Quantum communication through spin chain dynamics: an introductory overview. *Contemp. Phys.*, 48(1):13, Jan 2007.
11. G. M. Nikolopoulos, D. Petrosyan, and P. Lambropoulos. Electron wavepacket propagation in a chain of coupled quantum dots. *J. Phys. Condens. Matter*, 16(28):4991, Jul 2004.
12. A. Kay. *Int. J. Quantum Inf.*, 8:641, 2010.
13. M.-H. Yung and S. Bose. Perfect state transfer, effective gates, and entanglement generation in engineered bosonic and fermionic networks. *Phys. Rev. A*, 71(3):032310, Mar 2005.
14. Marta P Estarellas, Irene D’Amico, and Timothy P Spiller. Robust quantum entanglement generation and generation-plus-storage protocols with spin chains. *Phys. Rev. A*, 95(4):042335, 2017.
15. Vanita Srinivasa, Jeremy Levy, and C. Stephen Hellberg. Flying spin qubits: A method for encoding and transporting qubits within a dimerized heisenberg spin- $\frac{1}{2}$ chain. *Phys. Rev. B*, 76:094411, Sep 2007.
16. L. Campos Venuti, C. Degli Esposti Boschi, and M. Roncaglia. Long-distance entanglement in spin systems. *Phys. Rev. Lett.*, 96:247206, Jun 2006.
17. L. Campos Venuti, S. M. Giampaolo, F. Illuminati, and P. Zanardi. Long-distance entanglement and quantum teleportation in xx spin chains. *Phys. Rev. A*, 76:052328, Nov 2007.

18. Salvatore M. Giampaolo and Fabrizio Illuminati. Long-distance entanglement and quantum teleportation in coupled-cavity arrays. *Phys. Rev. A*, 80:050301, Nov 2009.
19. Marta P. Estarellas, Irene D'Amico, and Timothy P. Spiller. Topologically protected localised states in spin chains. *Scientific Reports*, 7:42904 EP –, 02 2017.
20. I. D'Amico. *Relatively short spin chains as building blocks for an all-quantum dot quantum computer architecture*, chapter 9, page 281. Nova Science Publishers, 2007.
21. J. Tejada, E. M. Chudnovsky, E. del Barco, J. M. Hernandez, and T. P. Spiller. Magnetic qubits as hardware for quantum computers. *Nanotechnology*, 12(2):181, Jun 2001.
22. J. Twamley. Quantum-cellular-automata quantum computing with endohedral fullerenes. *Phys. Rev. A*, 67(5):052318, May 2003.
23. M. X. Huo, Ying Li, Z. Song, and C. P. Sun. The peierls distorted chain as a quantum data bus for quantum state transfer. *EPL (Europhysics Letters)*, 84(3):30004, 2008.
24. Guilherme M. A. Almeida, Francesco Ciccarello, Tony J. G. Apollaro, and Andre M. C. Souza. Quantum-state transfer in staggered coupled-cavity arrays. *Phys. Rev. A*, 93:032310, Mar 2016.
25. W. K. Wootters. Entanglement of formation of an arbitrary state of two qubits. *Phys. Rev. Lett.*, 80(10):2245, Oct 1998.
26. William K. Wootters. Entanglement of formation and concurrence. *Quantum Info. Comput.*, 1(1):27–44, January 2001.
27. Giulia Gualdi, Salvatore M. Giampaolo, and Fabrizio Illuminati. Modular entanglement. *Phys. Rev. Lett.*, 106:050501, Feb 2011.
28. I. D'Amico. Quantum dot-based quantum buses for quantum computer hardware architecture. *Microelectron. J.*, 37(12):1440, Dec 2006.
29. Eliana Biolatti, Irene D'Amico, Paolo Zanardi, and Fausto Rossi. Electro-optical properties of semiconductor quantum dots: Application to quantum information processing. *Phys. Rev. B*, 65:075306, Jan 2002.
30. Markus Muller, Linmei Liang, Igor Lesanovsky, and Peter Zoller. Trapped rydberg ions: from spin chains to fast quantum gates. *New Journal of Physics*, 10(9):093009, 2008.
31. Andrew A Houck, Hakan E Tureci, and Jens Koch. On-chip quantum simulation with superconducting circuits. *Nat Phys*, 8(4):292–299, apr 2012.
32. Jay M Gambetta, Jerry M Chow, and Matthias Steffen. Building logical qubits in a superconducting quantum computing system. *npj Quantum Information*, 3(1):2, 2017.