

Hyperbolic Geometry and Closed Bosonic String Field Theory II

The Rules for Evaluating the Quantum BV Master Action

Seyed Farough Moosavian, Roji Pius

Perimeter Institute for Theoretical Physics, Waterloo, ON N2L 2Y5, Canada

E-mail: sfmoosavian@perimeterinstitute.ca

rpius@perimeterinstitute.ca

ABSTRACT: The quantum Batalian-Vilkovisky master action for closed string field theory consists of kinetic term and infinite number of interaction terms. The interaction strengths (coupling constants) are given by integrating the off-shell string measure over the distinct string diagrams describing the elementary interactions of the closed strings. In the first paper of this series, it was shown that the string diagrams describing the elementary interactions can be characterized using the Riemann surfaces endowed with the hyperbolic metric with constant curvature -1 . In this paper, we construct the off-shell bosonic-string measure as a function of the Fenchel-Nielsen coordinates of the Teichmüller space of hyperbolic Riemann surfaces. We also describe an explicit procedure for integrating the off-shell string measure over the region inside the moduli space corresponding to the elementary interactions of the closed strings.

We dedicate this paper to the memory of Maryam Mirzakhani who tragically passed away recently, and whose seminal ideas about the space of hyperbolic Riemann surfaces form some of the basic tools that we use in this work.

Contents

1	Introduction	1
1.1	Summary of the Results	2
1.2	Organization of the Paper	3
2	The Quantum BV Master Action	4
2.1	The String Vertex $\mathcal{V}_{g,n}$	5
2.2	The Off-Shell String Measure $\Omega_{6g-6+2n}^{(g,n)}$	7
2.3	The Explicit Evaluation of the Quantum Master Action	8
3	The Moduli Space of Hyperbolic Riemann Surfaces	10
3.1	The Teichmüller Space of Riemann surfaces	10
3.2	Hyperbolic Riemann Surfaces and the Fuchsian Uniformization	11
3.3	The Fenchel-Nielsen Coordinates for the Teichmüller Space	12
3.4	Fundamental Domain for the MCG inside the Teichmüller Space	15
4	The Off-Shell String Measure	17
4.1	The String Measure and the Beltrami Differentials	17
4.2	The String Vertices via Hyperbolic Metric	19
5	The Integration over the Moduli Space	23
5.1	The Effective Calculations	26
5.2	The Covering Space of $\mathcal{M}_{g,n}$ associated with a Simple Geodesic	27
5.3	The Integration of an MCG-Invariant Function over $\overline{\mathcal{M}}_{g,n}$	30
6	The Luo-Tan Dilogarithm Identity	34
6.1	Properly and Quasi-Properly Embedded Geometric Surfaces	34
6.2	The Roger's Dilogarithm Functions	35
6.3	The Length Invariants of a Pair of Pants and a 1-Holed Tori	36
6.4	The Luo-Tan Identity	38
7	The Trivalent Graphs and the Integration over $\mathcal{M}_{g,n}(\mathbf{L})$	41
7.1	The Luo-Tan Identity and the Integration over $\mathcal{M}_{g,n}(\mathbf{L})$	41
7.2	The Effective Integrals and the Trivalent Graphs	43
8	Integration using the Mirzakhani-McShane Identity	50
8.1	The Mirzakhani-McShane Identity	51
8.2	The Algorithm	55

9	The Effective Expression near the Boundary of $\mathcal{M}_{g,n}(\mathbf{L})$	59
9.1	Property of the Luo-Tan Identity	60
9.2	Property of the Mirzakhani-McShane Identity	61
9.3	The Boundary Behaviour	61
10	The Rules for Evaluating the Quantum Action	62

1 Introduction

The basic object in string theory is the one-dimensional extended object known as the string. The harmonics of the vibrating string correspond to the elementary particles with different masses and quantum numbers. Since the string can support infinitely many harmonics, string theory contains infinite number of elementary particles. Therefore, we can consider string theory as a framework for describing the interactions of these elementary particles. String field theory describe the dynamics of this system of infinite number of elementary particles using the language of quantum field theory [1–3]. Compared to the conventional formulation of string perturbation theory [19], string field theory has the advantage that the latter provide us with the standard tools in quantum field theory for computing the S-matrix elements that are free from infrared divergences [20–25, 31, 32, 34]. Furthermore, the S-matrix computed using string field is unitary [26–30]. Since string field theory is based on a Lagrangian, it also has the potential to open the door towards the non-perturbative regime of string theory [15], even though no one has succeeded in studying the non-perturbative behaviour of closed strings using closed string field theory yet [16, 33]. Moreover, string field theory can be used for the first principle construction for the effective actions describing the low energy dynamics of strings [31–33].

The gauge transformations of closed string field theory form an infinite dimensional gauge group. The complicated gauge structure of closed string field theory endows it with the structures that the most general gauge theory can have. Consequently, the quantization of closed string field theory requires the sophisticated machinery of Batalian-Vilkovisky formalism (BV formalism) [7–13]. The quantum BV master action for closed string field theory can be obtained by solving the quantum BV master equation. The perturbative solution of quantum BV master action for the closed bosonic string field theory has been already constructed [3]. The striking feature of closed string field theory is the following. Albeit, the quantum BV master action contains a kinetic term and infinite number of interaction terms, the theory has only one independent parameter, the closed string coupling. The interaction strengths (coupling constants) of the elementary interactions in closed string

field theory are expressed as integrals over the distinct two dimensional world-sheets describing the elementary interactions of the closed strings.

The collection of world-sheets describing the elementary interactions of the closed strings are known as the string vertex. A consistent set of string vertices provide a cell decomposition of the moduli space of Riemann surfaces [3]. The main challenge in constructing string field theory is to find a suitable cell decomposition of the moduli spaces of Riemann surfaces. In principle, the string vertices that provide such a cell decomposition of the moduli space can be constructed using the Riemann surfaces endowed with the metric solving the generalized minimal area problem [3]. Unfortunately, our current understanding of minimal area metrics is insufficient to obtain a calculable formulation of closed string field theory ¹. However, there exist an alternate construction of the string vertices using Riemann surfaces endowed with metrics having constant curvature -1 [5, 6]. Hence, we can characterize the string vertices in terms of the Fenchel-Nielsen coordinates for the Teichmüller space and the local coordinates around the punctures on the world-sheets in terms of the hyperbolic metric.

The interaction strengths in closed string field theory are obtained by integrating the off-shell string measure over the region in the moduli space that corresponds to the distinct two dimensional world-sheets describing the elementary interactions of the closed strings. The explicit evaluation of the interaction strength requires:

1. A convenient choice of parametrization of the Teichmüller space and the conditions on them that specify the region of the moduli space inside the Teichmüller space.
2. An explicit procedure for constructing the off-shell string measure in terms of the chosen coordinates of the moduli space.
3. An explicit description for the region inside moduli space that corresponds to the string vertex and a consistent choice of local coordinates around the punctures on the Riemann surfaces belong to the string vertex.
4. Finally, an explicit procedure for integrating the off-shell string measure over the region inside the moduli space that corresponds to the string vertex.

In this paper, we provide detailed descriptions for each of them.

1.1 Summary of the Results

The main results of this paper are as follows:

¹Recently, the cubic vertex of heterotic string field theory has constructed by using $SL(2, \mathbb{C})$ local coordinate maps which in turn has been used to construct the one loop tadpole string vertex in heterotic string field theory [18]. The cubic string vertex defined this way differ from the cubic string vertex defined by the minimal area metric.

- We explicitly construct the off-shell string measure in terms of the Fenchel-Nielsen coordinates for the Teichmüller space using a specific choice of local coordinates that is encoded in the definition of the string vertices and the Beltrami differentials associated with the moduli parameters.
- The interaction strengths in closed string field theory are obtained by integrating the off-shell string measure, which is an MCG-invariant object, over the region in the moduli space that corresponds to the Riemann surfaces describing the elementary interactions of the closed strings. The moduli space is the quotient of the Teichmüller space with the action of the mapping class group (MCG). However, in the generic case, an explicit fundamental region for the action of the MCG inside the Teichmüller space is not known. Therefore, integrating an MCG-invariant function over a region in the moduli space of the Riemann surfaces is not a straightforward operation to perform. In this paper, we discuss a way to bypass this difficulty and obtain an effective expression for the integral using the prescription for performing the integration over the moduli space of hyperbolic Riemann surfaces, parametrized using the Fenchel-Nielsen coordinates, introduced by M.Mirzakhani [39]. We implement this prescription in two ways, one by using the Luo-Tan identity [52, 53] and second by using the Mirzakhani-McShane identity [39].
- We show that this integration method has an important property when we restrict the integration to a thin region around the boundary of the moduli space. This property is described in section 9. Using this property, we find an effective expression for the integral of the off-shell string measure over the region inside the moduli space that corresponds to the string vertex.
- We describe a diagrammatic procedure for finding this effective expression for the strength of elementary g loop interaction of n closed string states using the trivalent graphs with g loops and n external legs.

In short, we describe a systematic method for evaluating the quantum BV master action for closed bosonic string field theory.

1.2 Organization of the Paper

This paper is organized as follows. In section 2, we discuss the general construction of the quantum BV master action for closed bosonic string field theory and explain what do we mean by the explicit evaluation of the quantum action. In section 3, we briefly review the theory of hyperbolic Riemann surfaces, its Teichmüller space and the action of mapping class group on the Fenchel-Nielsen coordinates of the Teichmüller space. We describe the explicit construction of the off-shell string measure in terms of the Fenchel-Nielsen coordinates of the Teichmüller space in section 4. In

section 5, we discuss a prescription for performing the integration over the moduli space of Riemann surfaces by finding an effective expression for the integral that is manageable. We discuss the Luo-Tan identity in section 6. In section 7, we describe a systematic algorithm which rely on the trivalent graphs for finding the effective expression for the integral of an MCG-invariant function over the moduli space that can be obtained with the help of the Luo-Tan identity. In section 8, we repeat the discussions in sections 6 and 7, the only difference is that here instead of the Luo-Tan identity, we refer to the Mirzakhani-McShane identity. We explain an important property of the effective expression for the integral over the moduli space near the boundary of the moduli space in section 9. Finally, in section 10, we describe a systematic method for evaluating the quantum BV master action for closed bosonic string field theory.

2 The Quantum BV Master Action

The quantum BV master action for closed string field theory is a functional of the the fields and the antifields in the theory. The *fields* and *antifields* are specified by splitting the string field $|\Psi\rangle$, which is an arbitrary element in the Hilbert space of the worldsheet CFT [2], as

$$|\Psi\rangle = |\Psi_-\rangle + |\Psi_+\rangle. \quad (2.1)$$

Both $|\Psi_-\rangle$ and $|\Psi_+\rangle$ are annihilated by b_0^- and L_0^- . The string field $|\Psi_-\rangle$ contains all the fields and the string field $|\Psi_+\rangle$ contains all the antifields. They can be decomposed as follows

$$\begin{aligned} |\Psi_-\rangle &= \sum'_{G(\Phi_s) \leq 2} |\Phi_s\rangle \psi^s, \\ |\Psi_+\rangle &= \sum'_{G(\Phi_s) \leq 2} |\tilde{\Phi}_s\rangle \psi_s^*, \end{aligned} \quad (2.2)$$

where $|\tilde{\Phi}_s\rangle = b_0^- |\Phi_s^c\rangle$, such that $\langle \Phi_r^c | \Phi_s \rangle = \delta_{rs}$. The state $\langle \Phi_r^c |$ is the conjugate state of $|\Phi_r\rangle$. The sum in (2.2) extends over the basis states $|\Phi_s\rangle$ with ghost number less than or equal to two. The prime over the summation sign reminds us that the sum is only over those states that are annihilated by L_0^- . The target space field ψ_s^* is the antifield that corresponds to the target space field ψ^s . The target space ghost number of the fields $g^t(\psi^s)$ takes all possible non-negative values and that of antifields $g^t(\psi_s^*)$ takes all possible negative values. They are related via the following relation

$$g^t(\psi_s^*) + g^t(\psi^s) = -1. \quad (2.3)$$

Therefore, the statistics of the antifield is opposite to that of the field. Moreover, it is possible to argue that corresponding to each target space field ψ^s there is a unique antifield ψ_s^* [2].

The quantum BV master action must be a solution of the following quantum BV master equation for the closed bosonic string theory

$$\frac{\partial_r S}{\partial \psi^s} \frac{\partial_l S}{\partial \psi_s^*} + \hbar \frac{\partial_r}{\partial \psi^s} \frac{\partial_l S}{\partial \psi_s^*} = 0, \quad (2.4)$$

where the target space field ψ_s^* is the antifield corresponding to the field ψ^s and ∂_r, ∂_l denote the right and left derivatives respectively. The perturbative solution of this equation in the closed string coupling g_s is given by [3]:

$$S(\Psi) = g_s^{-2} \left[\frac{1}{2} \langle \Psi | c_0^- Q_B | \Psi \rangle + \sum_{g \geq 0} (\hbar g_s^2)^g \sum_{n \geq 1} \frac{g_s^n}{n!} \{ \Psi^n \}_g \right], \quad (2.5)$$

where Ψ denotes the string field (2.1) having arbitrary ghost number that is built using target space fields and antifields carrying arbitrary ghost numbers. $\{ \Psi^n \}_g$ denotes the g -loop elementary interaction vertex $\{ \Psi_1, \dots, \Psi_n \}_g$ for n closed string fields with $\Psi_i = \Psi$ for $i = 1, \dots, n$. The g -loop elementary interaction vertex $\{ \Psi_1, \dots, \Psi_n \}_g$ for n closed string fields can be defined as the integral of the off-shell string measure $\Omega_{6g-6+2n}^{(g,n)}(|\Psi_1\rangle, \dots, |\Psi_n\rangle)$ over the string vertex $\mathcal{V}_{g,n}$:

$$\{ \Psi_1, \dots, \Psi_n \}_g \equiv \int_{\mathcal{V}_{g,n}} \Omega_{6g-6+2n}^{(g,n)}(|\Psi_1\rangle, \dots, |\Psi_n\rangle), \quad (2.6)$$

where Ψ_1, \dots, Ψ_n denotes the off-shell closed string states $|\Psi_1\rangle, \dots, |\Psi_n\rangle$. The definition of the string vertices and the construction of off-shell measure is discussed below.

2.1 The String Vertex $\mathcal{V}_{g,n}$

The string vertex $\mathcal{V}_{g,n}$ for the closed strings can be understood as a collection of genus g Riemann surfaces with n punctures that belong to a specific region inside the compactified moduli space $\overline{\mathcal{M}}_{g,n}$. We can define the string vertices by stating the properties that they must satisfy [3]:

- The string vertices must not contain Riemann surfaces that are arbitrarily close to the degeneration.
- The Riemann surfaces that belong to the string vertices must be equipped with a specific choice of local coordinates around each of its punctures. The coordinates are only defined up to a constant phase and they are defined continuously over the set $\mathcal{V}_{g,n}$.

$$\partial \mathcal{V}_{g,n} = -\frac{1}{2} \sum_{\substack{g_1, g_2 \\ g_1 + g_2 = g}} \sum_{\substack{n_1, n_2 \\ n_1 + n_2 = n}} \mathcal{V}_{g_1, n_1} - \mathcal{V}_{g_2, n_2} - \mathcal{V}_{g-1, n+2}$$

Figure 1: The geometrical identity satisfied by the string vertices. The shaded discs denote the string vertices. The red line connecting the shaded disc representing the string vertex \mathcal{V}_{g_1, n_1} and the shaded disc representing the string vertex \mathcal{V}_{g_2, n_2} indicate the gluing of Riemann surfaces belong to \mathcal{V}_{g_1, n_1} and the Riemann surfaces belong to \mathcal{V}_{g_2, n_2} by applying special plumbing fixture constructions with respect to a pair of punctures. The line connecting the shaded disc representing the string vertex $\mathcal{V}_{g-1, n+2}$ to itself indicates the process of increasing the genus of Riemann surfaces belong to $\mathcal{V}_{g-1, n+2}$ by applying special plumbing fixture constructions with respect to a pair of punctures on it.

- The local coordinates around the punctures on the Riemann surfaces that belong to the string vertices must be independent of the labeling of the punctures. Moreover, if a Riemann surface \mathcal{R} with labeled punctures is in $\mathcal{V}_{g,n}$ then copies of \mathcal{R} with all other inequivalent labelings of the punctures also must be included in $\mathcal{V}_{g,n}$.
- If a Riemann surface belongs to the string vertex, then its complex conjugate also must be included in the string vertex. A complex conjugate Riemann surface of a Riemann surface \mathcal{R} with coordinate z can be obtained by using the anti-conformal map $z \rightarrow -\bar{z}$.

The string vertices with the above mentioned properties must also satisfy the following geometric identity. This identity can be understood as the geometric realization of the quantum BV master equation (2.4):

$$\partial \mathcal{V}_{g,n} = -\frac{1}{2} \sum_{\substack{g_1, g_2 \\ g_1 + g_2 = g}} \sum_{\substack{n_1, n_2 \\ n_1 + n_2 = n}} \mathbf{S}[\{\mathcal{V}_{g_1, n_1}, \mathcal{V}_{g_2, n_2}\}] - \Delta \mathcal{V}_{g-1, n+2}, \quad (2.7)$$

where $\partial \mathcal{V}_{g,n}$ denotes the boundary of the string vertex $\mathcal{V}_{g,n}$ and \mathbf{S} represents the operation of summing over all inequivalent permutations of the external punctures. $\{\mathcal{V}_{g_1, n_1}, \mathcal{V}_{g_2, n_2}\}$ denotes the set of Riemann surfaces obtained by taking a Riemann surface from the string vertex \mathcal{V}_{g_1, n_1} and a Riemann surface from the string vertex \mathcal{V}_{g_2, n_2} and gluing them by identifying the regions around one of the puncture from

each via the special plumbing fixture relation:

$$zw = e^{i\theta}, \quad 0 \leq \theta \leq 2\pi, \quad (2.8)$$

where z and w denote the local coordinates around the punctures that are being glued. The special plumbing fixture corresponds to the locus $|t| = 1$ of the plumbing fixture relation

$$zw = t, \quad t \in \mathbb{C}, \quad 0 \leq |t| \leq 1, \quad (2.9)$$

The resulting surface has genus $g = g_1 + g_2$ and $n = n_1 + n_2 - 2$. Δ denotes the operation of taking a pair of punctures on a Riemann surface that belongs to the string vertex $\mathcal{V}_{g-1, n+2}$ and gluing them via the special plumbing fixture relation (2.8). Therefore, the first term of (2.7) represents the gluing of two distinct surfaces via the special plumbing fixture and the second terms represents the special plumbing fixture applied to a single surface (See figure (1)).

The geometric condition (2.7) demands that the set of Riemann surfaces that belong to the boundary of a string vertex having dimension, say d , must agree with the set of union of surfaces having dimension d obtained by applying the special plumbing fixture construction (2.8) to the surfaces belong to the lower dimensional string vertices only once, both in their moduli parameters and in their local coordinates around the punctures.

2.2 The Off-Shell String Measure $\Omega_{6g-6+2n}^{(g,n)}$

The off-shell string measure $\Omega_{6g-6+2n}^{(g,n)}(|\Psi_1\rangle, \dots, |\Psi_n\rangle)$ is constructed using n number of vertex operators with arbitrary conformal dimensions. Consequently, the off-shell string measure depends on the choice of local coordinates around the punctures on the Riemann surface. Therefore, the integration measure of an off-shell amplitude is not a genuine differential form on the moduli space $\mathcal{M}_{g,n}$, because the moduli spaces do not know about the various choices of local coordinates around the punctures. Instead, we need to consider it as a differential form defined on a section of a larger space $\widehat{\mathcal{P}}_{g,n}$. This space is defined as a fiber bundle over $\mathcal{M}_{g,n}$. The fiber direction of the fiber bundle $\pi : \widehat{\mathcal{P}}_{g,n} \rightarrow \mathcal{M}_{g,n}$ contains the information about different choices of local coordinates around each of the n punctures that differ only by a phase factor. The section of our interest corresponds to the choice of a specific set of local coordinates around the punctures for each point $\mathcal{R}_{g,n} \in \mathcal{M}_{g,n}$. Therefore, in order to construct a differential form on such a section, we only need to consider the tangent vectors of $\widehat{\mathcal{P}}_{g,n}$ that are the tangent vectors of the moduli space of Riemann surfaces equipped with the choice local coordinates that defines the section. They are given by the Beltrami differentials spanning the tangent space of the moduli space of Riemann surfaces [49].

Let us denote the coordinates of $\mathcal{M}_{g,n}$ by $(t_1, \dots, t_{6g-6+2n})$. Consider B_p , an operator-valued p -form defined on the section of the space $\widehat{\mathcal{P}}_{g,n}$. The contraction of B_p with $\{V_1, \dots, V_p\}$, p tangent vectors of the section, is given by

$$B_p[V_1, \dots, V_p] = b(V_1) \cdots b(V_p), \quad (2.10)$$

where

$$b(V_k) = \int d^2z \left(b_{zz} \mu_{k\bar{z}}^z + b_{\bar{z}\bar{z}} \mu_{kz}^{\bar{z}} \right), \quad (2.11)$$

Here μ_k denotes the Beltrami differential associated with the moduli t_k of the Riemann surfaces belong to the section of the fiber space $\widehat{\mathcal{P}}_{g,n}$ in which we are interested. The p -form on the section can be obtained by taking the expectation value of the operator valued p -form B_p between the surface state $\langle \mathcal{R} |$ and the state $|\Phi\rangle$:

$$\Omega_p^{(g,n)}(|\Phi\rangle) = (2\pi i)^{-(3g-3+n)} \langle \mathcal{R} | B_p | \Phi \rangle. \quad (2.12)$$

The state $|\Phi\rangle$ is the tensor product of external off-shell states $|\Psi_i\rangle$, $i = 1, \dots, n$ inserted at the punctures and the state $\langle \mathcal{R} |$ is the surface state associated with the surface $\mathcal{R}_{g,n}$. It describes the state that is created on the boundaries of the discs D_i , $i = 1, \dots, n$ by performing a functional integral over the fields of CFT on $\mathcal{R} - \sum_i D_i$. The inner product between $\langle \mathcal{R} |$ and a state $|\Psi_1\rangle \otimes \cdots \otimes |\Psi_n\rangle \in \mathcal{H}^{\otimes n}$

$$\langle \mathcal{R} | (|\Psi_1\rangle \otimes \cdots \otimes |\Psi_n\rangle), \quad (2.13)$$

can be understood as the n -point correlation function on \mathcal{R} with the vertex operator for $|\Psi_i\rangle$ inserted at the i^{th} puncture using the local coordinate around that puncture.

2.3 The Explicit Evaluation of the Quantum Master Action

In this subsection, we explain, what we mean by the explicit evaluation of the quantum BV master action for the closed string field theory. Let us denote the vertex operator corresponds to the basis state $|\Phi_s\rangle$ by $\mathcal{A}(\Phi_s)$. Then the string field entering in the quantum BV master action can be expressed as

$$|\Psi\rangle = \sum'_{G(\Phi_s) \leq 2} \sum_p \psi^s(p) \mathcal{A}(\Phi_s) |\mathbf{1}, p\rangle + \sum'_{G(\Phi_s) \leq 2} \sum_p \psi_s^*(p) \mathcal{A}(\tilde{\Phi}_s) |\mathbf{1}, p\rangle, \quad (2.14)$$

where $|\mathbf{1}, p\rangle$ denotes the $SL(2, \mathbb{C})$ invariant family of vacua for the worldsheet CFT for the closed bosonic string theory, parameterized by p . The expression for the quantum BV master action in terms of the target space fields and the target space antifields can be obtained by substituting this expansion of the string field Ψ in the

quantum BV master action (2.5):

$$\begin{aligned}
S(\Psi) = & \frac{1}{2g_s^2} \sum'_{\substack{G(\Phi_{s_j}) \leq 2 \\ j=1,2}} \sum_{\phi^{s_i} \in \mathcal{S}_i} \sum_{p_1, p_2} \phi^{s_1}(p_1) \mathbf{P}_{s_1 s_2}(p_1, p_2) \phi^{s_2}(p_2) \\
& + \sum_{\substack{g \geq 0 \\ n \geq 1}} \frac{\hbar^g g_s^{2g+n-2}}{n!} \sum'_{\substack{G(\Phi_{s_j}) \leq 2 \\ j=1, \dots, n}} \sum_{\phi^{s_i} \in \mathcal{S}_i} \sum_{p_1, \dots, p_n} \mathbf{V}_{s_1 \dots s_n}^{g,n}(p_1, \dots, p_n) \phi^{s_1}(p_1) \dots \phi^{s_n}(p_n),
\end{aligned} \tag{2.15}$$

where $\mathcal{S}_i = \{\psi^{s_i}, \psi_{s_i}^*\}$ is the set of all fields and antifields of the closed bosonic string field theory spectrum. $\mathbf{P}_{s_1 s_2}(p_1, p_2)$, the inverse of the propagator, is given by

$$\mathbf{P}_{s_1 s_2}(p_1, p_2) = \langle \mathcal{Y}_{s_1}, p_1 | c_0^- Q_B | \mathcal{Y}_{s_2}, p_2 \rangle, \tag{2.16}$$

and $\mathbf{V}_{s_1 \dots s_n}^{g,n}(p_1, \dots, p_n)$, the g loop interaction vertex of n target spacetime fields/antifields $\{\phi^{s_1}(p_1), \dots, \phi^{s_n}(p_n)\}$, is given by

$$\mathbf{V}_{s_1 \dots s_n}^{g,n}(p_1, \dots, p_n) = \int_{\mathcal{V}_{g,n}} \Omega_{6g-6+2n}^{(g,n)}(|\mathcal{Y}_{s_1}, p_1\rangle, \dots, |\mathcal{Y}_{s_n}, p_n\rangle). \tag{2.17}$$

Here, $|\mathcal{Y}_{s_i}, p_i\rangle$ is the state associated with the string field/antifield $\phi^{s_i}(p_i)$. The state $|\mathcal{Y}_{s_i}, p_i\rangle$ is annihilated by both b_0^- and L_0^- . By the explicit evaluation of the quantum master action, we mean the explicit evaluation of $\mathbf{V}_{s_1 \dots s_n}^{g,n}(p_1, \dots, p_n)$. The explicit evaluation requires:

1. A convenient choice of parametrization of the Teichmüller space and the conditions on them that specify the region of the moduli space inside the Teichmüller space.
2. An explicit procedure for constructing the off-shell string measure in terms of the chosen coordinates of the moduli space.
3. An explicit description for the region inside moduli space that corresponds to the string vertex and a consistent choice of local coordinates around the punctures on the Riemann surfaces belong to the string vertex.
4. Finally, an explicit procedure for integrating the off-shell string measure over the region inside moduli space that corresponds to the string vertex.

In the remaining sections of this paper, we provide a detailed description for each of these steps.

3 The Moduli Space of Hyperbolic Riemann Surfaces

In this section, we briefly review the theory of hyperbolic Riemann surfaces, its Teichmüller space and the action of mapping class group on the Teichmüller space.

3.1 The Teichmüller Space of Riemann surfaces

A Riemann surface is a one-dimensional complex manifold. The map carrying the structure of the complex plane to the Riemann surface is called a chart. The transition maps between two overlapping charts are required to be holomorphic. The charts together with the transition functions between them define a complex structure on the Riemann surface [35]. The topological classification of the compact Riemann surfaces is done with the pair (g, n) , where g denotes the genus and n denotes the number of boundaries of the Riemann surface. However, within each topological class determined by (g, n) , there are different surfaces endowed with different complex structures. Two such complex structures are equivalent if there is a conformal (i.e. complex analytic) map between them. The set of all such equivalent complex structures define a *conformal class* in the set of all complex structures on the surface.

The uniformization theorem [50] asserts that for a Riemann surface \mathcal{R} :

$$\left\{ \begin{array}{c} \text{Hyperbolic Structure} \\ \text{on } \mathcal{R} \end{array} \right\} \xLeftrightarrow{\text{equivalent}} \left\{ \begin{array}{c} \text{Complex Structure} \\ \text{on } \mathcal{R} \end{array} \right\} \quad (3.1)$$

Therefore, the space of all conformal classes is the same as the classification space of all inequivalent hyperbolic structures. A hyperbolic structure on a Riemann surface \mathcal{S} is a diffeomorphism $\phi : \mathcal{S} \rightarrow \mathcal{R}$, where \mathcal{R} is a surface with finite-area hyperbolic metric and geodesic boundary components. Here, hyperbolic metric on a Riemann surface refers to the metric having constant curvature -1 all over the surface. Two hyperbolic structures on a Riemann surface \mathcal{S} , given by $\phi_1 : \mathcal{S} \rightarrow \mathcal{R}_1$ and $\phi_2 : \mathcal{S} \rightarrow \mathcal{R}_2$, are equivalent if there is an isometry $I : \mathcal{R}_1 \rightarrow \mathcal{R}_2$ such that the maps $I \circ \phi_1 : \mathcal{S} \rightarrow \mathcal{R}_2$ and $\phi_2 : \mathcal{S} \rightarrow \mathcal{R}_2$ are homotopic i.e. the map $I \circ \phi_1$ can be continuously deformed into ϕ_2 by a homotopy map. In other words, the following diagram commutes up to homotopy:

$$\begin{array}{ccc} & \mathcal{S} & \\ \phi_1 \swarrow & & \searrow \phi_2 \\ \mathcal{R}_1 & \xrightarrow{I} & \mathcal{R}_2 \end{array} \quad (3.2)$$

The classification space of the homotopy classes of the hyperbolic structures on a Riemann surface of a given topological type i.e. the space of the hyperbolic structures up to the homotopies, is called *the Teichmüller space of Riemann surfaces* of a given

topological type (g, n) and it is denoted by $\mathcal{T}_{g,n}(\mathcal{R})$ [49]:

$$\mathcal{T}_{g,n}(\mathcal{R}) = \{\text{hyperbolic structures on } \mathcal{R}\} / \text{homotopy}. \quad (3.3)$$

3.2 Hyperbolic Riemann Surfaces and the Fuchsian Uniformization

A hyperbolic Riemann surface is a Riemann surface with a metric having constant curvature -1 defined on it. According to the uniformization theorem, any Riemann surface with negative Euler characteristic can be made hyperbolic. The hyperbolic Riemann surface \mathcal{R} can be represented as a quotient of the upper half-plane \mathbb{H} by a Fuchsian group Γ , which is a subgroup of the isometries of \mathbb{H} endowed with hyperbolic metric on it. The hyperbolic metric on the upper half-plane

$$\mathbb{H} = \{z : \text{Im } z > 0\}. \quad (3.4)$$

is given by

$$ds_{\text{hyp}}^2 = \frac{dzd\bar{z}}{(\text{Im } z)^2}. \quad (3.5)$$

Each hyperbolic Riemann surface \mathcal{R} inherits, by projection from \mathbb{H} , its own hyperbolic geometry.

The isometries of the hyperbolic metric on \mathbb{H} form the $PSL(2, \mathbb{R})$ group:

$$z \rightarrow \frac{az + b}{cz + d}, \quad a, b, c, d \in \mathbb{R}, \quad ad - bc = 1. \quad (3.6)$$

The hyperbolic distance, $\rho(z, w)$, between two points z and w is defined to be the length of the geodesic in \mathbb{H} that join z to w . A geodesic on the hyperbolic upper half-plane is a segment of the half-circle with origin on the real axis or the line segment parallel to the imaginary axis which passes through z and w that is orthogonal to the boundary of \mathbb{H} . This distance is given by

$$\rho(z, w) = \ln \left(\frac{1 + \tau(z, w)}{1 - \tau(z, w)} \right) = 2 \tanh^{-1} (\tau(z, w)). \quad (3.7)$$

where $\tau(z, w) = \left| \frac{z-w}{\bar{z}-w} \right|$. An open set \mathcal{F} of the upper half plane \mathbb{H} satisfies the following three conditions is called the fundamental domain for Γ in \mathbb{H} :

1. $\gamma(\mathcal{F}) \cap \mathcal{F} = \emptyset$ for every $\gamma \in \Gamma$ with $\gamma \neq id$.
2. If $\bar{\mathcal{F}}$ is the closure of \mathcal{F} in \mathbb{H} , then $\mathbb{H} = \bigcup_{\gamma \in \Gamma} \gamma(\bar{\mathcal{F}})$.
3. The relative boundary $\partial\mathcal{F}$ of \mathcal{F} in \mathbb{H} has measure zero with respect to the two dimensional Lebesgue measure.

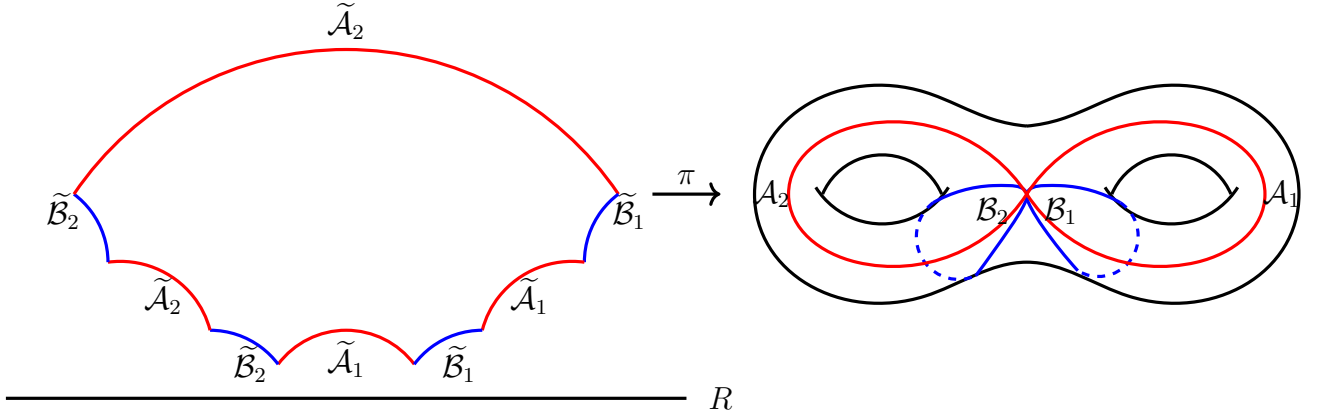


Figure 2: The fundamental domain of Fuchsian uniformization corresponding to the genus 2 surface.

The Riemann surface $\mathcal{R} = \mathbb{H}/\Gamma$ is represented as $\bar{\mathcal{F}}$ with points in $\partial\mathcal{F}$ identified under the action of elements in the group Γ . Let $\pi : \mathbb{H} \rightarrow \mathcal{R}$ be the map that projects \mathbb{H} onto $\mathcal{R} = \mathbb{H}/\Gamma$. Since ds_{hyp}^2 is invariant under the action of elements in Γ , we obtain a Riemannian metric $ds_{\mathcal{R}}^2$ on \mathcal{R} . The metric $ds_{\mathcal{R}}^2$ is the hyperbolic metric on \mathcal{R} . Moreover, every $\gamma \in \Gamma$ corresponds to an element $[C_\gamma]$ of the fundamental group $\pi_1(\mathcal{R})$ of \mathcal{R} . In particular, γ determines the free homotopy class of C_γ , where C_γ is a representative of the class $[C_\gamma]$. For hyperbolic element $\gamma \in \Gamma$, i.e. $(\text{tr}(\gamma))^2 > 4$, the closed curve $L_\gamma = A_\gamma/\langle\gamma\rangle$, the image on \mathcal{R} of the axis A_γ by π , is the unique geodesic with respect to the hyperbolic metric on \mathcal{R} belonging to the same homotopy class of C_γ . The axis of a hyperbolic element γ is the geodesic on \mathbb{H} that connects the fixed points of γ . Let

$$\gamma = \begin{pmatrix} a & b \\ c & d \end{pmatrix}, \quad a, b, c, d \in \mathbb{R}, \quad ad - bc = 1. \quad (3.8)$$

be a hyperbolic element of Γ and L_γ be the closed geodesic corresponding to γ . Then the hyperbolic length $l(L_\gamma)$ of L_γ satisfies following relation

$$\text{tr}^2(\gamma) = (a + d)^2 = 4\cosh^2\left(\frac{l(L_\gamma)}{2}\right). \quad (3.9)$$

3.3 The Fenchel-Nielsen Coordinates for the Teichmüller Space

Let \mathcal{R} be a hyperbolic Riemann surface. Consider cutting \mathcal{R} along mutually disjoint simple closed geodesics with respect to the hyperbolic metric $ds_{\mathcal{R}}^2$ on \mathcal{R} . If there are no more closed geodesics of \mathcal{R} contained in the remaining open set that are non-homotopic to the boundaries of the open set, then every piece should be a pair of

pants of \mathcal{R} . The complex structure of each pair of pants on \mathcal{R} is uniquely determined by a triple of the hyperbolic lengths of boundary geodesics of it. To see this, consider a pair of pants P with boundary components L_1, L_2 and L_3 . Assume that Γ_P is the Fuchsian group associated with P . Then Γ_P is a free group generated by two hyperbolic transformations γ_1 and γ_2 . The action of γ_1 and γ_2 on \mathbb{H} is given by

$$\begin{aligned}\gamma_1(z) &= \lambda^2 z, & 0 < \lambda < 1, \\ \gamma_2(z) &= \frac{az + b}{cz + d}, & ad - bc = 1, & 0 < c.\end{aligned}\quad (3.10)$$

We assume that 1 is the attractive fixed point of γ_2 , or equivalently, $a + b = c + d$, $0 < -\frac{b}{c} < 1$. We also assume that

$$(\gamma_3)^{-1}(z) = \gamma_2 \circ \gamma_1(z) = \frac{\tilde{a}z + \tilde{b}}{\tilde{c}z + \tilde{d}}, \quad \tilde{a}\tilde{d} - \tilde{b}\tilde{c} = 1. \quad (3.11)$$

Then using (3.9) we obtain the following relations

$$\begin{aligned}(\lambda + \frac{1}{\lambda})^2 &= 4\cosh^2\left(\frac{a_1}{2}\right), \\ (a + d)^2 &= 4\cosh^2\left(\frac{a_2}{2}\right), \\ (\tilde{a} + \tilde{d})^2 &= 4\cosh^2\left(\frac{a_3}{2}\right).\end{aligned}\quad (3.12)$$

This means that the action of the generators of the group Γ_P , γ_1 and γ_2 are uniquely determined by the hyperbolic lengths of the boundary components.

The basic idea behind the Fenchel-Nielsen construction is to decompose \mathcal{R} , a genus g hyperbolic Riemann surface with n boundaries B_1, \dots, B_n with fixed lengths, into pairs of pants using $3g - 3 + n$ simple closed curves (See figure (3)). Then, there are $3g - 3 + n$ length parameters that determine the hyperbolic structure on each pair of pants, and there are $3g - 3 + n$ twist parameters that determine how the pairs of pants are glued together. Taken together, these $6g - 6 + 2n$ coordinates are the Fenchel-Nielsen coordinates [51]. Below we describe this more precisely.

In order to define the Fenchel-Nielsen coordinates, we must first choose a *coordinate system of curves* on \mathcal{R} [51]. For this, we need to choose:

- a pants decomposition $\{\gamma_1, \dots, \gamma_{3g-3+n}\}$ of oriented simple closed geodesics (boundary curves are not included) and
- a set $\{\beta_1, \dots, \beta_m\}$ of *seams*; that is, a collection of disjoint simple closed geodesics in \mathcal{R} so that the intersection of the union $\cup \beta_i$ with any pair of pants P determined by the $\{\gamma_j\}$ is a union of three disjoint arcs connecting the boundary components of P pairwise. See figure (3).

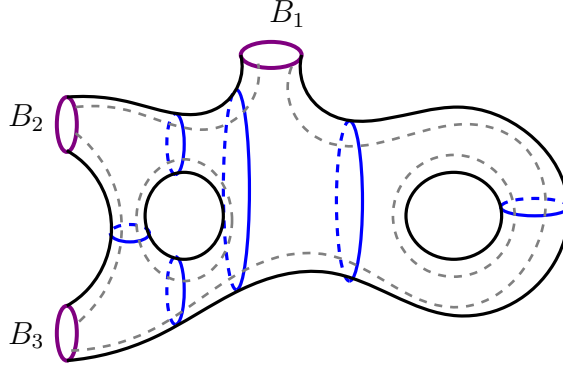


Figure 3: A pairs of pants decomposition of a genus 2 Riemann surface with three boundaries. The gray dashed curves provide a choice of seams.

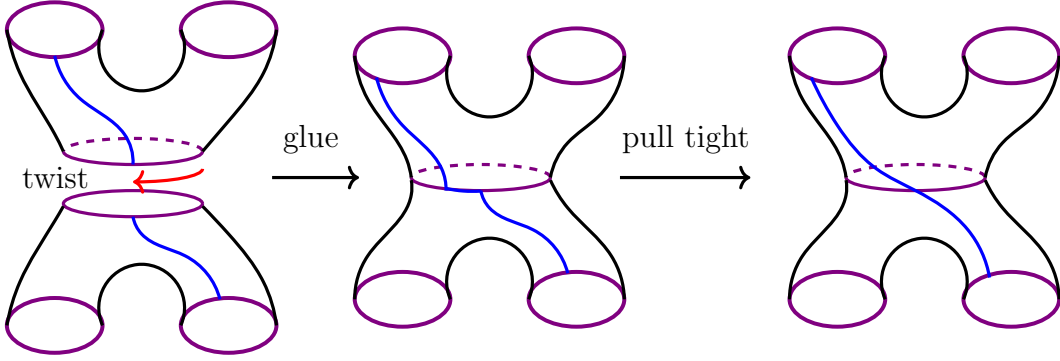


Figure 4: The effect of the twisting on geodesic arcs. If the twist parameter was zero, the geodesic arc at the end would be the union of the two geodesic arcs from the original pairs of pants.

Fix once and for all a coordinate system of curves on \mathcal{R} . The $3g-3+n$ number of length parameters of a point $\tilde{\mathcal{R}} \in \mathcal{T}_{g,n}(\mathcal{R})$ are defined to be the ordered $(3g-3+n)$ -tuple of positive real numbers

$$\left(\ell_1(\tilde{\mathcal{R}}), \dots, \ell_{3g-3+n}(\tilde{\mathcal{R}}) \right), \quad (3.13)$$

where $\ell_i(\tilde{\mathcal{R}})$ is the hyperbolic length of γ_i in $\tilde{\mathcal{R}}$. The length parameters determine the hyperbolic structure of the $2g-2+n$ number of pairs of pants obtained by cutting \mathcal{R} along the curves $\{\gamma_1, \dots, \gamma_{3g-3+n}\}$. The information about how these pants are glued together is recorded in the twist parameters $\tau_i(\tilde{\mathcal{R}})$.

In order to understand the information recorded in the twist parameter, let us consider two hyperbolic pairs of pants with three geodesic boundaries. If these pairs of pants have boundary components of the same length, then we can glue them together to obtain a compact hyperbolic surface $\mathcal{R}_{0,4}$ of genus zero with four

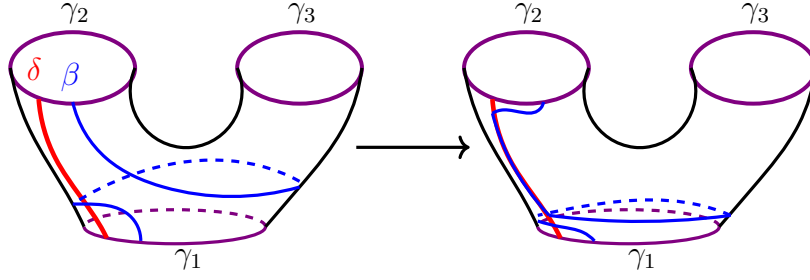


Figure 5: Modifying an arc on a pair of pants so that it agrees with a perpendicular arc except near its endpoints.

boundary components. The hyperbolic structure of $\mathcal{R}_{0,4}$ depends on how much we rotate the pairs of pants before gluing. For instance, the shortest arc connecting two boundary components of $\mathcal{R}_{0,4}$ changes as we change the gluing instruction, (see figure (4)). Thus we have a circle's worth of choices for the hyperbolic structure of $\mathcal{R}_{0,4}$. Therefore, the twist parameters we define on the Teichmüller space will be real numbers, but modulo 2π , they are simply recording the angles at which we glue pairs of pants. Below we explain the precise definition of the twist parameters.

Assume that β is an arc in a hyperbolic pair of pants P connecting the boundary components γ_1 and γ_2 of P . Let δ be the unique shortest arc connecting γ_1 and γ_2 . Let \mathcal{N}_1 and \mathcal{N}_2 be the neighbourhoods of γ_1 and γ_2 . Modify β by isotopy, leaving the endpoints fixed, so that it agrees with δ outside of $\mathcal{N}_1 \cup \mathcal{N}_2$; see figure (5). The *twisting number* of β at γ_1 is the signed horizontal displacement of the endpoints $\beta \cap \partial\mathcal{N}_1$. The orientation of γ_1 determines the sign. Similarly, the twisting number of β at γ_2 is the signed horizontal displacement of the endpoints $\beta \cap \partial\mathcal{N}_2$.

Then we define the i^{th} twist parameter $\tau_i(\tilde{\mathcal{R}})$ of a given Riemann surface $\tilde{\mathcal{R}} \in \mathcal{T}_{g,n}(\mathcal{R})$ as follows. Assume that β_j is one of the two seams that cross γ_i . On each side of γ_i there is a pair of pants, and β_j gives an arc in each of these. Let t_L and t_R be the twisting numbers of each of these arcs on the left and right sides of γ_i , respectively. The i^{th} twist parameter of $\tilde{\mathcal{R}}$ is defined to be

$$\tau_i(\tilde{\mathcal{R}}) = 2\pi \frac{t_L - t_R}{\ell_i(\tilde{\mathcal{R}})}. \quad (3.14)$$

Note that, there were two choices of seams β_j . It is possible to show that the twist parameters computed from the two seams are the same [51].

3.4 Fundamental Domain for the MCG inside the Teichmüller Space

Let \mathcal{S} be a bordered Riemann surface. Denote the group of orientation-preserving diffeomorphisms of \mathcal{S} that restrict to the identity on $\partial\mathcal{S}$ by $\text{Diff}^+(\mathcal{S}, \partial\mathcal{S})$. Then, the

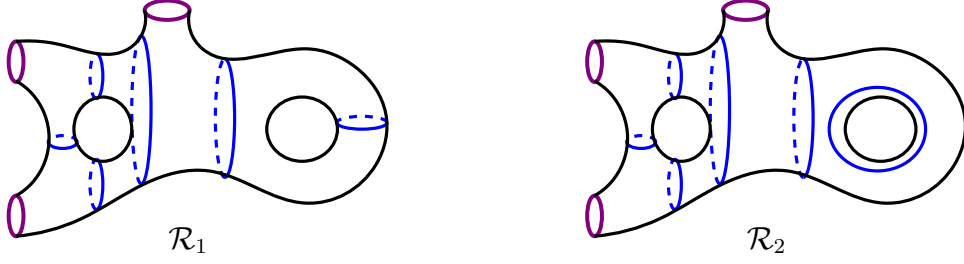


Figure 6: The hyperbolic surfaces \mathcal{R}_1 and \mathcal{R}_2 are not the same point of $\mathcal{T}_{g,n}(\mathcal{R})$ due to the difference in the pants decomposition associated with them. However, both represents the same hyperbolic Riemann surface.

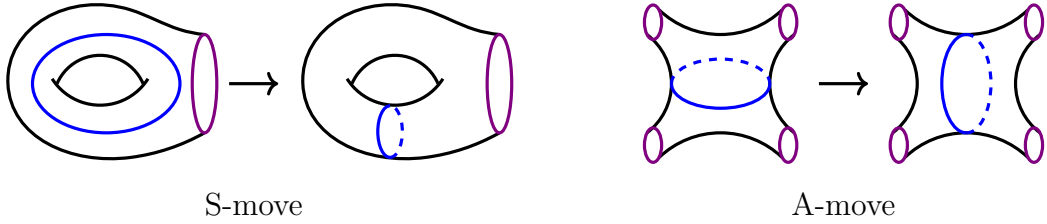


Figure 7: The S and the A moves

mapping class group (MCG) of \mathcal{S} , denoted by $\text{Mod}(\mathcal{S})$, is the group

$$\text{MCG}(\mathcal{S}) = \text{Diff}^+(\mathcal{S}, \partial\mathcal{S}) / \text{Diff}_0(\mathcal{S}, \partial\mathcal{S}), \quad (3.15)$$

where $\text{Diff}_0(\mathcal{S}, \partial\mathcal{S})$ denotes the components of $\text{Diff}^+(\mathcal{S}, \partial\mathcal{S})$ that can be continuously connected to the identity. The *moduli space* of hyperbolic surfaces homomorphic to \mathcal{S} is defined to be the quotient space

$$\mathcal{M}(\mathcal{S}) = \mathcal{T}(\mathcal{S}) / \text{MCG}(\mathcal{S}), \quad (3.16)$$

where $\mathcal{T}(\mathcal{S})$ is the Teichmüller space of hyperbolic Riemann surfaces homomorphic to \mathcal{S} with a specific pants decomposition associated with it. The elements in the group $\text{Mod}(\mathcal{S})$ act on $\mathcal{T}(\mathcal{S})$ simply by changing the pants decomposition.

A presentation of the mapping class groups in terms of Dehn twists is given in [36]. A pants decomposition of \mathcal{R} , a hyperbolic Riemann surface, decomposes \mathcal{R} into a set of pairs of pants. If \mathcal{R} is not itself a pair of pants, then there are infinitely many different isotopy classes of pants decompositions of \mathcal{R} . Interestingly, any two isotopy classes of pants decompositions can be joined by a finite sequence of elementary moves in which only one closed curve changes at a time [37]; (see figure (7)). The different types of elementary moves are as follows:

- Let \mathcal{P} be a pants decomposition, and assume that one of the simple closed

curve γ of \mathcal{P} is such that deleting γ from \mathcal{R} produces a one holed torus as a complementary component. This is equivalent to saying that there is a simple closed curve β in \mathcal{R} which intersects γ in one point transversely and is disjoint from all other circles in \mathcal{P} . In this case, replacing γ by β in \mathcal{P} produces a new pants decomposition \mathcal{P}' . This replacement is known as a simple move or S-move.

- If \mathcal{P} contains a simple closed curve γ such that deleting γ from \mathcal{P} produces a four holed sphere as a complementary component, then we obtain a new pants decomposition \mathcal{P}' by replacing γ with a simple closed curve β which intersects γ transversely in two points and is disjoint from the other curves of \mathcal{P} . The transformation $\mathcal{P} \rightarrow \mathcal{P}'$ in this case is called an associative move or A-move.

The inverse of an S-move is again an S-move, and the inverse of an A-move is again an A-move. Unfortunately, the presentation so obtained is rather complicated, and stands in need of considerable simplification before much light can be shed on the structure of the MCG. As a result, *in the generic situation, it seems hopeless to obtain the explicit description of a fundamental domain for the action of the MCG on the Teichmüller space* [54, 55].

Therefore, integrating an MCG-invariant function over the moduli space of Riemann surfaces is not a straightforward operation to perform. However, in section (5), we shall discuss a way to bypass this difficulty following the innovations of M. Mirzakhani for effective calculations [39].

4 The Off-Shell String Measure

In this section, we describe the explicit construction of the off-shell string measure in terms of the Fenchel-Nielsen coordinates of the Teichmüller space. As explained in subsection (2.2), the off-shell string measure can be defined using a specific choice of local coordinates, that is encoded in the definition of the string vertices, and the Beltrami differentials associated with the moduli parameters.

4.1 The String Measure and the Beltrami Differentials

A flow in $\mathcal{T}_{g,n}$, the Teichmüller space of \mathcal{R} , hyperbolic Riemann surfaces with g handles and n borders, can be generated by a twist field defined with respect a simple closed curve on the Riemann surface [44–47]. The twist field t_α , where α is a simple closed geodesic, generates a flow in $\mathcal{T}_{g,n}$, that can be understood as the *Fenchel-Nielsen deformation* of \mathcal{R} with respect to α . The Fenchel-Nielsen deformation is the operation of cutting the hyperbolic surface along α and attaching the boundaries after rotating one boundary relative to the other by some amount δ . The magnitude δ parametrizes the flow on $\mathcal{T}_{g,n}$.

Let us describe the Beltrami differential associated with the twist field t_α . For this, consider the universal cover of \mathcal{R} , the upper half plane \mathbb{H} endowed with the hyperbolic metric, and the uniformization group is a finitely generated Fuchsian group Γ . Suppose that the element of Γ that corresponds to the simple closed geodesic α is

$$A = \begin{pmatrix} a & b \\ c & d \end{pmatrix}.$$

Let us denote the infinite cyclic group generated by the element A by $\langle A \rangle$. Then, the Beltrami differential corresponds to the twist vector field t_α is given by [45]

$$\mathbf{t}_\alpha = \frac{i}{\pi} (\text{Im} z)^2 \overline{\Theta}_\alpha. \quad (4.1)$$

Here Θ_α is the following relative Poincaré series

$$\Theta_\alpha = \sum_{B \in \langle A \rangle \setminus \Gamma} \omega_{B^{-1}AB}, \quad (4.2)$$

where z is the coordinate on the upper half plane and ω_A is given by

$$\omega_A = \frac{(a+d)^2 - 4}{(cz^2 + (d-a)z - b)^2}. \quad (4.3)$$

Consider the Fenchel-Nielsen coordinates of the Teichmüller space

$$(\tau_i, \ell_i), \quad i = 1, \dots, 3g - 3 + n.$$

that are defined with respect to the pants decomposition

$$\mathcal{P} = \{C_1, \dots, C_{3g-3+n}\}.$$

where C_i denotes a simple geodesic on \mathcal{R} . By definition, for $i \neq j$, the curves C_i and C_j are disjoint and non-homotopic to each other. The tangent space at a point of the Teichmüller space is spanned by the Fenchel-Nielsen coordinate vector fields

$$\left\{ \frac{\partial}{\partial \tau_i}, \frac{\partial}{\partial \ell_i} \right\}, \quad i = 1, \dots, 3g - 3 + n.$$

Then, the Fenchel-Nielsen coordinate vector field $\frac{\partial}{\partial \tau_i}$ can be identified with the twist vector field t_{C_i} defined with respect to the curve C_i . Hence, the *Beltrami differential corresponds to the Fenchel-Nielsen coordinate vector field $\frac{\partial}{\partial \tau_i}$ is given by \mathbf{t}_{C_i}* . The Beltrami differential for the Fenchel-Nielsen coordinate vector field $\frac{\partial}{\partial \ell_i}$ can also be constructed by noting that with respect to the WP symplectic form $\frac{\partial}{\partial \ell_i}$ is dual to the twist vector field $\frac{\partial}{\partial \tau_i}$ [46]. We denote the Beltrami differential for the Fenchel-

Nielsen coordinate vector field $\frac{\partial}{\partial l_i}$ as \mathbf{l}_{C_i} .

Putting these together, the off-shell bosonic-string measure is given by

$$\Omega_{6g-6+2n}^{(g,n)}(|\Phi\rangle) = (2\pi i)^{-(3g-3+n)} \langle \mathcal{R} | B_{6g-6+2n} | \Phi \rangle, \quad (4.4)$$

where

$$B_{6g-6+2n} \left[\frac{\partial}{\partial \ell_1}, \frac{\partial}{\partial \tau_1}, \dots, \frac{\partial}{\partial \ell_{3g-3+n}}, \frac{\partial}{\partial \tau_{3g-3+n}} \right] = b(\mathbf{t}_{C_1}) b(\mathbf{l}_{C_1}) \cdots b(\mathbf{t}_{C_{3g-3+n}}) b(\mathbf{l}_{C_{3g-3+n}}), \quad (4.5)$$

and

$$\begin{aligned} b(\mathbf{t}_{C_i}) &= \int_{\mathcal{F}} d^2 z \left(b_{zz} \mathbf{t}_{C_i} + b_{\bar{z}\bar{z}} \bar{\mathbf{t}}_{C_i} \right), \\ b(\mathbf{l}_{C_i}) &= \int_{\mathcal{F}} d^2 z \left(b_{zz} \mathbf{l}_{C_i} + b_{\bar{z}\bar{z}} \bar{\mathbf{l}}_{C_i} \right). \end{aligned} \quad (4.6)$$

Here \mathcal{F} denotes the fundamental domain in the upper half-plane for the action of the Fuchsian group Γ corresponds to \mathcal{R} and the state $|\Phi\rangle = |\Psi_1\rangle \otimes \cdots \otimes |\Psi_n\rangle \in \mathcal{H}^{\otimes n}$, where $|\Psi_i\rangle$ represents the external state inserted at the i^{th} puncture. Finally, $\langle \Sigma | B_{6g-6+2n} | \Phi \rangle$ is the n -point correlation function on \mathcal{R} with the vertex operator for the state $|\Psi_i\rangle$ inserted at the i^{th} puncture using the local coordinate assigned on \mathcal{R} . Here, we assumed that \mathcal{R} belongs to the string vertex $\mathcal{V}_{g,n}$. Remember that, the Riemann surfaces belong to the string vertices carry a specific choice of local coordinates consistent with the geometrical identity (2.7) around its punctures.

4.2 The String Vertices via Hyperbolic Metric

The main challenge in constructing string field theory is to find a suitable cell decomposition of the moduli spaces of closed Riemann surfaces. In principle, the string vertices satisfying the conditions listed in the section (2) that provide such a cell decomposition of the moduli space can be constructed using the Riemann surfaces endowed with the metric solving the generalized minimal area problem [3]. Unfortunately, our current understanding of minimal area metrics is insufficient to obtain a calculable formulation of closed string field theory. In our previous paper [6], we described an alternate construction of the string vertices using Riemann surfaces endowed with metric having constant curvature -1 . Here, we briefly review this construction.

The Naive String Vertices

A hyperbolic Riemann surface can be represented as a quotient of the upper half-plane \mathbb{H} by a Fuchsian group. A puncture on a hyperbolic Riemann surface corresponds to the fixed point of a parabolic element of the Fuchsian group acting on the

upper half-plane \mathbb{H} . For a puncture p on a hyperbolic Riemann surface, there is a natural local conformal coordinate w with $w(p) = 0$, induced from the hyperbolic metric. The local expression for the hyperbolic metric around the puncture is given by

$$ds^2 = \left(\frac{|dw|}{|w| \ln |w|} \right)^2. \quad (4.7)$$

We can naively define the string vertices by means of the Riemann surfaces endowed with the hyperbolic metric as below.

The naive string vertex $\mathcal{V}_{g,n}^0$: *Consider a genus- g hyperbolic Riemann surface \mathcal{R} having n punctures with no simple closed geodesics that has geodesic length $l \leq c_*$, where c_* is some positive real number such that $c_* \ll 1$. The local coordinates around the punctures on \mathcal{R} are chosen to be $e^{\frac{\pi^2}{c_*}} w$, where w is the natural local coordinate induced from the hyperbolic metric on \mathcal{R} . The set of all such inequivalent hyperbolic Riemann surfaces forms the string vertex $\mathcal{V}_{g,n}^0$.*

The Improved String Vertices

It was shown in [6] that the string vertices $\mathcal{V}_{g,n}^0$ fails to provide a single cover of the moduli space for any non-vanishing value of c_* . The argument goes as follows. We can claim that the string vertex $\mathcal{V}_{g,n}^0$ together with the Feynman diagrams provide a cell decomposition of the moduli space only if the Fenchel-Nielsen length parameters and the local coordinates around the punctures on the surfaces at the boundary of the string vertex region matches exactly with the Fenchel-Nielsen length parameters and the local coordinates around the punctures on the surface obtained by the special plumbing fixture construction

$$\tilde{z} \cdot \tilde{w} = e^{i\theta}, \quad 0 \leq \theta \leq 2\pi, \quad (4.8)$$

where \tilde{z} and \tilde{w} denote the local coordinates around the punctures that are being glued. However, the metric on the surface obtained by the plumbing fixture of a set of hyperbolic Riemann surface fails to be an exactly hyperbolic all over the surface [40–42].

Consider the Riemann surface \mathcal{R}_t , for $t = (t_1, \dots, t_m)$ obtained via plumbing fixture around m nodes of a hyperbolic surface $\mathcal{R}_{t=0} \equiv \mathcal{R}_0$ with m nodes. We denote the set of Riemann surfaces obtained by removing the nodes from \mathcal{R}_0 by $\hat{\mathcal{R}}$, i.e., $\hat{\mathcal{R}}_0 = \mathcal{R}_0 - \{\text{nodes}\}$. The Riemann surfaces $\hat{\mathcal{R}}_0$ have a pair of punctures (a_j, b_j) in place of the j^{th} node of \mathcal{R}_0 , $j = 1, \dots, m$. Assume that $w_j^{(1)}$ and $w_j^{(2)}$ are the local coordinates around the punctures a_j and b_j with the property that $w_j^{(1)}(a_j) = 0$ and $w_j^{(2)}(b_j) = 0$. Let us choose the local coordinates $w_j^{(1)}$ and $w_j^{(2)}$ such that, in terms of these local coordinates, the hyperbolic metric around the punctures of $\hat{\mathcal{R}}_0$ has the

local expression

$$ds^2 = \left(\frac{|d\zeta|}{|\zeta| \ln |\zeta|} \right)^2, \quad \zeta = w_j^{(1)} \text{ or } w_j^{(2)}. \quad (4.9)$$

Let us call the metric on the glued surface \mathcal{R}_t as the *grafted metric* ds_{graft}^2 . The grafted metric has curvature -1 except at the collar boundaries, where the interpolation leads to a deviation of magnitude $(\ln|t|)^{-2}$ [40]. This deviation makes the resulting surface almost hyperbolic except at the boundaries of the plumbing collar.

This difficulty can be circumvented by using *the curvature correction equation* [40, 41]. To describe the curvature correction equation, consider a compact Riemann surface having metric ds^2 with Gauss curvature ² \mathbf{C} . Then, another metric $e^{2f} ds^2$ on this surface has constant curvature -1 provided

$$Df - e^{2f} = \mathbf{C}, \quad (4.10)$$

where D is the Laplace-Beltrami operator on the surface. Therefore, in order to get the hyperbolic metric on \mathcal{R}_t , we need to solve this curvature correction equation perturbatively around the grafted metric by adding a compensating factor. Then, we can invert this expression for hyperbolic metric on \mathcal{R}_t in terms of the grafted metric to obtain the grafted metric in terms of the hyperbolic metric.

The Second Order Corrected String Vertices $\mathcal{V}_{g,n}^2$

Consider a Riemann surface obtained by gluing m pairs of punctures on a set of hyperbolic Riemann surfaces via the plumbing fixture construction. To the first order in c_* , the metric on the glued Riemann surface is a hyperbolic metric. From the second order onwards, the metric deviates from the hyperbolic metric. In the second order, the hyperbolic metric on the Riemann surface on the boundary of the string vertex $\mathcal{V}_{g,n}^0$ obtained by the plumbing fixture of the hyperbolic Riemann surfaces is related to the grafted metric, i.e. the metric induced on the surface as a result of gluing, as follows

$$ds_{\text{hyp}}^2 = ds_{\text{graft}}^2 \left(1 + \sum_{i=1}^m \frac{c_*^2}{3} \left(E_{i,1}^\dagger + E_{i,2}^\dagger \right) + \mathcal{O}(c_*^3) \right). \quad (4.11)$$

The functions $E_{i,1}^\dagger$ and $E_{i,2}^\dagger$ are the melding of the Eisenstein series $E(\cdot; 2)$ associated to the pair of cusps plumbed to form the i^{th} collar. For the definition of these functions, see [6].

Then, we modify the boundary of the string vertices and the choice of local

²In two dimension, the Gaussian curvature is half of the Ricci curvature of the surface.

coordinates on the surfaces belong to the boundary region of the string vertices as follows [6]:

1. **The second order correction to the boundary of the string vertices**

The boundary of the string vertex with m plumbing collar is defined as the locus in the moduli space of the hyperbolic Riemann surfaces with m non-homotopic and disjoint non trivial simple closed curves having length equal to that of the length of the simple geodesic on any plumbing collar of a Riemann surface obtained by gluing m pair of punctures on a set of hyperbolic Riemann surfaces via the special plumbing fixture relation (4.8). To the second order in c_* , there is no correction to the hyperbolic length of the geodesics on the plumbing collars. Therefore, to second order in c_* , we don't have to correct the definition of the region corresponding to the string vertex in the moduli space for the hyperbolic Riemann surfaces parametrized using the Fenchel-Nielsen coordinates.

2. **The second order correction to the choice of the local coordinates**

Since there is a modification to the metric we need to modify the choice of local coordinates around the punctures to make it gluing compatible to second order in c_* . For an infinitesimal parameter δ , we modify the local coordinates on the surfaces belong to the naive string vertex as follows. In order to modify the assignment of local coordinates in the string vertex $\mathcal{V}_{g,n}^0$, we divide it into subregions. Let us denote the subregion in the region corresponds to the string vertex $\mathcal{V}_{g,n}^0$ consists of surfaces with m simple closed geodesics of length between c_* and $(1 + \delta)c_*$ by $\mathbf{W}_{g,n}^{(m)}$. Then we modify the local coordinates as follows:

- For surfaces belong to the subregion $\mathbf{W}_{g,n}^{(0)}$, we choose the local coordinate around the i^{th} puncture to be $e^{\frac{\pi^2}{c_*}} w_i$. In terms of w_i , the hyperbolic metric in the neighborhood of the puncture takes the following form

$$\left(\frac{|dw_i|}{|w_i| \ln |w_i|} \right)^2, \quad i = 1, \dots, n. \quad (4.12)$$

- For surfaces belong to the region $\mathbf{W}_{g,n}^{(m)}$ with $m \neq 0$, we choose the local coordinates around the i^{th} puncture to be $e^{\frac{\pi^2}{c_*}} \tilde{w}_{i,m}$, where $\tilde{w}_{i,m}$ is obtained by solving the following equation

$$\left(\frac{|d\tilde{w}_{i,m}|}{|\tilde{w}_{i,m}| \ln |\tilde{w}_{i,m}|} \right)^2 = \left(\frac{|dw_i|}{|w_i| \ln |w_i|} \right)^2 \left(1 - \sum_{j=1}^m f(l_j) E_j^0(w_i) \right). \quad (4.13)$$

$f(x)$ is a smooth function of x such that $f(c_*) = \frac{c_*^2}{3}$ and $f((1 + \delta)c_*) = 0$. $E_j^0(w_i)$ is the leading term in the Eisenstein series defined with respect to

the j^{th} node on the surface.

5 The Integration over the Moduli Space

The interaction vertices in closed string field theory is obtained by integrating the off-shell bosonic string measure constructed in the previous section over the region in the compactified moduli space $\overline{\mathcal{M}}_{g,n}$ that corresponds to the string vertex $\mathcal{V}_{g,n}$. The moduli space $\mathcal{M}_{g,n}$ can be understood as the quotient of the Teichmüller space $\mathcal{T}_{g,n}$ with the action of the MCG. However, in the generic case, an explicit fundamental region for the action of MCG is not known. This is due to the fact that the form of the action of MCG on the Fenchel-Nielsen coordinates is not yet known [36, 37]. Therefore, integrating an MCG-invariant function over the moduli space of hyperbolic Riemann surfaces is not a straightforward operation. In this section, we discuss a way to bypass this difficulty using the prescription for performing the integration over the moduli space introduced by M.Mirzakhani [39].

The Fenchel-Nielsen coordinates $(\ell_1, \dots, \ell_{3g-3+n}, \tau_1, \dots, \tau_{3g-3+n})$ depend on the choice of the pants decomposition. The associated 1-forms $d\ell_i$ and $d\tau_i$ on $\mathcal{T}_{g,n}$ also have the same property. There are infinitely many choices of pants decompositions to choose from, each giving a different set of coordinates and thus different associated 1-forms on $\mathcal{T}_{g,n}$. However, Wolpert discovered the remarkable fact that the 2-form

$$\omega = \frac{1}{2} \sum_{i=1}^{3g-3+n} d\ell_i \wedge d\tau_i, \quad (5.1)$$

on $\mathcal{T}_{g,n}$ actually does not depend on the initial choice of pants decomposition inducing the coordinates $\{(\ell_i, \tau_i)\}$ [45]. Wolpert proved that ω is equal to the Weil-Petersson form on Teichmüller space. Since the Weil-Petersson form is defined without any reference to a choice of pants decomposition, it follows that ω does not depend on the choice of pants decomposition. Then the Weil-Petersson volume form on $\mathcal{M}_{g,n}$ is defined as

$$dV_{g,n} = \frac{\omega^{3g-3+n}}{(3g-3+n)!}. \quad (5.2)$$

The Integration over $\mathcal{M}_{1,1}$

The simplest possible integral over $\mathcal{M}_{g,n}$ is the integration of Weil-Petersson form over $\mathcal{M}_{g,n}$ to compute the volume of $\mathcal{M}_{g,n}$:

$$V(\mathbf{L}) = \int_{\mathcal{M}_{g,n}(\mathbf{L})} \frac{\omega^{3g-3+n}}{(3g-3+n)!}.$$

In order to demonstrate the non-triviality of this integration, let us discuss the vol-

ume calculation of the moduli space of once punctured tori [57]. Suppose that the hyperbolic transformations $A, B \in PSL(2; \mathbb{R})$, with $ABA^{-1}B^{-1}$ parabolic i.e. $(\text{tr}(ABA^{-1}B^{-1}))^2 = 4$, freely generate the Fuchsian group $\Gamma \subset PSL(2; \mathbb{R})$ which uniformize a once punctured torus. Assume that the repelling fixed point of A is 0 and its attracting fixed point is ∞ . The attractive fixed point of B is 1. It is not difficult to see that

$$\text{tr}(ABA^{-1}B^{-1}) = -2. \quad (5.3)$$

The quantities $x = \text{tr}(A)$, $y = \text{tr}(B)$ and $z = \text{tr}(AB)$ uniquely characterize the above description of Γ . From (5.3) we obtain the following unique relation satisfied by the triple (x, y, z)

$$x^2 + y^2 + z^2 = xyz. \quad (5.4)$$

A theorem due to Fricke and Klein [58] and Keen [59], asserts that the Teichmüller space \mathcal{T} of the once punctured torus is the following sublocus:

$$x^2 + y^2 + z^2 = xyz, \quad x, y, z > 2. \quad (5.5)$$

Let us introduce a different coordinate tuple (a, b, c) where $a = x/yz$, $b = y/xz$ and $c = z/xy$. Teichmüller space is now the sublocus

$$a + b + c = 1, \quad a, b, c > 0. \quad (5.6)$$

This sublocus is the equation of simplex. By studying the action of $\text{Mod}_{1,1}$ on the Fuchsian group Γ , it is possible to show that the following domain inside \mathcal{T}

$$\Delta = \left\{ (a, b, c) \in \mathcal{T} \mid a, b, c \leq \frac{1}{2} \right\}, \quad (5.7)$$

is a union of three copies of a fundamental domain $\mathcal{M}_{1,1}$, the moduli space of once punctured tori, for the action of $\text{Mod}_{1,1}$ [57].

Consider the Weil-Petersson Kähler form ω on $\mathcal{T}(\mathcal{R})$, the $2s$ dimensional Teichmüller space of \mathcal{R} . It is a classical result that free homotopy classes $\gamma_1, \dots, \gamma_{2s}$ can be chosen such that the lengths l_{γ_i} , $1 \leq i \leq 2s$ provide local real coordinates for $\mathcal{T}(\mathcal{R})$ near \mathcal{R} . Then ω is given by

$$\omega = \sum_{j < k} (t_{\gamma_j} l_{\gamma_k})^{-1} dl_j \wedge dl_k. \quad (5.8)$$

By definition, if Γ represents a point of \mathcal{T} with generators A, B then

$$x = \text{tr}(A) = 2 \cosh \left(\frac{l_1}{2} \right),$$

$$\begin{aligned}
y &= \text{tr}(B) = 2\cosh\left(\frac{l_2}{2}\right), \\
z &= \text{tr}(AB) = 2\cosh\left(\frac{l_{12}}{2}\right),
\end{aligned} \tag{5.9}$$

where l_1 denotes the length of the geodesic corresponds to A , l_2 denotes the length of the geodesic corresponds to B and l_{12} denotes the length of the geodesic corresponds to AB . Then from (5.8) we obtain

$$\omega = (t_1 l_2)^{-1} dl_1 \wedge dl_2, \tag{5.10}$$

where $t_1 l_2 = \cos\theta$, and θ is measured from A to B . The geodesics correspond to A, B and AB forms a hyperbolic triangle (see figure (8)). By the laws of cosines for hyperbolic triangle we get

$$\cos \theta = \frac{\cosh\left(\frac{l_1}{2}\right) \cosh\left(\frac{l_2}{2}\right) - \cosh\left(\frac{l_{12}}{2}\right)}{\sinh\left(\frac{l_1}{2}\right) \sinh\left(\frac{l_2}{2}\right)}. \tag{5.11}$$

On substituting (5.9) we obtain

$$\omega = \frac{4dx \wedge dy}{xy - 2z}. \tag{5.12}$$

In terms of the variables a, b, c , the Kähler form is given by

$$\omega = \frac{da \wedge db}{ab(1 - a - b)}. \tag{5.13}$$

Now we are ready to perform the integration over the moduli space $\mathcal{M}_{1,1}$:

$$\begin{aligned}
V_{1,1} &= \int_{\mathcal{M}_{1,1}} \omega = \frac{1}{3} \int_{\Delta} \omega \\
&= \frac{1}{3} \int_0^{\frac{1}{2}} \int_{\frac{1}{2}-b}^{\frac{1}{2}} \frac{da \wedge db}{ab(1 - a - b)} \\
&= \frac{1}{3} \int_0^{\frac{1}{2}} \frac{db}{b(1 - b)} \ln\left(\frac{1}{1 - 2b}\right).
\end{aligned} \tag{5.14}$$

Replacing $1 - 2b$ with v yields the dilogarithm integral

$$V_{1,1} = -\frac{4}{3} \int_0^1 \frac{dv}{1 - v^2} \ln(v) = \frac{\pi^2}{6}. \tag{5.15}$$

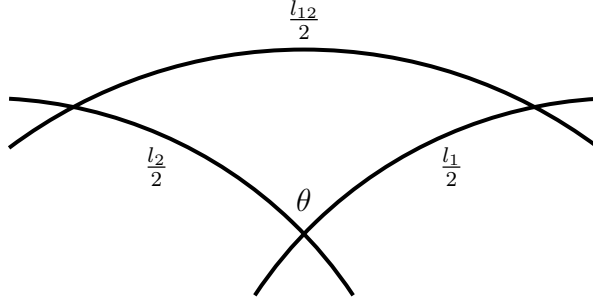


Figure 8: The geodesics corresponding to the hyperbolic elements A, B and AB of the group Γ form a hyperbolic triangle, where A and B generate Γ , the Fuchsian group representing the once punctured torus.

5.1 The Effective Calculations

Consider the space \mathcal{M} with a covering space \mathcal{N} . The covering map is given by

$$\pi : \mathcal{N} \rightarrow \mathcal{M}.$$

If $dv_{\mathcal{M}}$ is a volume form for \mathcal{M} , then

$$dv_{\mathcal{N}} \equiv \pi^{-1} * (dv_{\mathcal{M}}),$$

defines the volume form for the covering space \mathcal{N} . Assume that f is a smooth function defined in the space \mathcal{N} . Then the push forward of the function f at a point x in the space \mathcal{M} , which is denoted by $\pi_* f(x)$, can be obtained by the summation over the values of the function f at all points in the fiber of the point x in \mathcal{N} :

$$(\pi_* f)(x) \equiv \sum_{y \in \pi^{-1}\{x\}} f(y). \quad (5.16)$$

This relation defines a smooth function on the space \mathcal{M} . As a result, the integral of this pull-back function over the space \mathcal{M} can be lifted to the covering space \mathcal{N} as follows:

$$\int_{\mathcal{M}} dv_{\mathcal{M}} (\pi_* f) = \int_{\mathcal{N}} dv_{\mathcal{N}} f. \quad (5.17)$$

Therefore, if we have a covering of the moduli space that has a well-defined region in the Teichmüller space, then the integration of a function defined in the moduli space can be performed by expressing the function as a push-forward of a function in the covering space of the moduli space using the covering map. In the remaining part of this section, we shall explain that it is indeed possible to find such a covering of the moduli space and express the MCG-invariant functions as a push-forward of a function defined in the covering space of the moduli space.

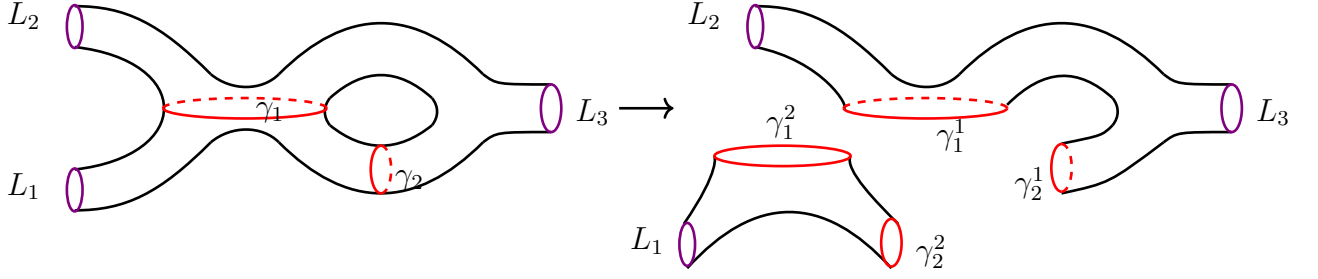


Figure 9: Scissoring the surface \mathcal{R} along the curve $\gamma = \gamma_1 + \gamma_2$ produces surface $\mathcal{R}(\gamma)$ that has two component surfaces.

5.2 The Covering Space of $\mathcal{M}_{g,n}$ associated with a Simple Geodesic

The moduli space $\mathcal{M}_{g,n}$ is obtained from the Teichmüller space $\mathcal{T}_{g,n}$ by identifying different points that are related by the action of an arbitrary element in MCG. The geometry and the topology of this quotient space is not well understood yet. However, the covering spaces of moduli space, that are relevant for the integration procedure based on Mirzakhani's idea, have very simple structure [39, 56].

Let \mathcal{R} be a genus g hyperbolic Riemann surface with n geodesic boundaries having lengths $\mathbf{L} = (L_1, \dots, L_n)$. Consider a weighted multi-curve of the following form on \mathcal{R} :

$$\gamma = \sum_{i=1}^k a_i \gamma_i. \quad (5.18)$$

where a_1, \dots, a_k are real weights and $\gamma_1, \dots, \gamma_k$ are disjoint non-homotopic simple closed geodesics on \mathcal{R} . Denote the MCG of the Riemann surface \mathcal{R} by $\text{MCG}(\mathcal{R})$. Next, consider $\text{Stab}(\gamma)$, a subgroup of $\text{MCG}_{g,n}$ that stabilizes the collection of unlabeled, weighted geodesics. The elements of $\text{Stab}(\gamma)$ may permute components of the multi-curve with equal weights. $\text{Stab}(A)$, for any set A of homotopy classes of simple closed curves on \mathcal{R} , is defined as follows:

$$\text{Stab}(A) = \{h \in \text{MCG}(\mathcal{R}) \mid h \cdot A = A\} \subset \text{MCG}(\mathcal{R}). \quad (5.19)$$

We denote the stabilizer of an individual geodesic γ_i by $\text{Stab}(\gamma_i)$. The subgroup of $\text{Stab}(\gamma_i)$ that preserves the orientation of γ_i by $\text{Stab}_0(\gamma_i)$. Then the symmetry group of the multi-curve $\gamma = \sum_{i=1}^k a_i \gamma_i$, denoted by $\text{Sym}(\gamma)$, is defined as follows

$$\text{Sym}(\gamma) = \text{Stab}(\gamma) / \cap_{i=1}^k \text{Stab}_0(\gamma_i). \quad (5.20)$$

The elements of this finite symmetry group possibly permute and reverse the orientation of the component geodesics in γ . Assume that cutting \mathcal{R} along γ produces a

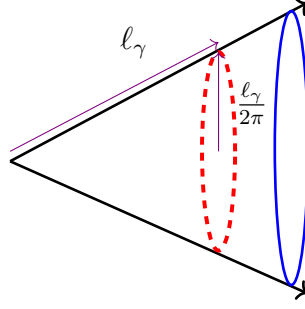


Figure 10: The infinite cone representing the covering space $\mathcal{M}_{0,4}^\gamma$. The thick gray circle with radius $\frac{\ell_\gamma}{2\pi}$ corresponds to the range of twist parameter associated with the curve γ having length ℓ_γ .

surface. Denote this surface by $\mathcal{R}(\gamma)$. Each components γ_i in γ give rise to two new boundaries. $\mathcal{R}(\gamma)$ may contain disconnected components. Suppose that the geodesic γ_i has length x_i . We denote the product of the Teichmüller spaces of the component surfaces in $\mathcal{R}(\gamma)$ by $\mathcal{T}(\mathcal{R}(\gamma); \mathbf{x})$, $\mathbf{x} = (x_1, \dots, x_k)$. The MCG of the components of $\mathcal{R}(\gamma)$ is denoted by $\text{Mod}(\mathcal{R}(\gamma))$ and the corresponding product of the moduli spaces by $\mathcal{T}(\mathcal{R}(\gamma); \mathbf{x}) / \text{MCG}(\mathcal{R}(\gamma))$. Let us consider the covering space $\mathcal{M}_{g,n}(\mathbf{L})^\gamma$ of $\mathcal{M}_{g,n}(\mathbf{L})$, the moduli space of \mathcal{R} , defined by the following space of pairs:

$$\mathcal{M}_{g,n}(\mathbf{L})^\gamma = \{(\mathcal{R}, \eta) \mid \mathcal{R} \in \mathcal{M}_{g,n}(\mathbf{L}), \quad \eta \in \mathcal{O}_\gamma\}, \quad (5.21)$$

where \mathcal{O}_γ is the set of homotopy classes of the elements of all MCG images of the multi-curve $\gamma = \sum_{i=1}^k a_i \gamma_i$. The covering spaces that are relevant for the integration procedure based on Mirzakhani's idea are of this kind. Therefore, let us analyze the structure of this covering space in some detail. Assume that the Dehn twist along the curve γ is denoted by ϕ_γ . The group

$$G_\gamma = \bigcap_{i=1}^k \text{Stab}(\gamma_i), \quad (5.22)$$

is generated by the set of Dehn twists ϕ_{γ_i} , $i = 1, \dots, k$, and the elements of $\text{Mod}(\mathcal{R}(\gamma))$. We denote the connected component of $\mathcal{R}(\gamma)$, by $\mathcal{R}^i(\gamma)$, $i = 1, \dots, s$, (see figure (9)). Then, the covering space $\mathcal{M}_{g,n}(\mathbf{L})^\gamma$ is given by

$$\mathcal{M}_{g,n}(\mathbf{L})^\gamma = \mathcal{T}(\mathcal{R}) / G_\gamma, \quad (5.23)$$

where $\mathcal{T}(\mathcal{R})$ denotes the Teichmüller space of genus g Riemann surface $\mathcal{R}_{g,n}$ with n borders having lengths $\mathbf{L} = (L_1, \dots, L_n)$.

Moreover, $\mathcal{T}(\mathcal{R})$ admits the following factorization [39, 43]:

$$\mathcal{T}(\mathcal{R}) = \prod_{j=1}^s \mathcal{T}(\mathcal{R}^j(\gamma)) \times \prod_{\gamma_i} \mathbb{R}_{>0} \times \mathbb{R}. \quad (5.24)$$

Then we have [39, 43]:

$$\mathcal{M}_{g,n}(\mathbf{L})^\gamma = \prod_{j=1}^s \mathcal{T}(\mathcal{R}^j(\gamma)) / \text{Mod}(\mathcal{R}^j(\gamma)) \times \prod_{\gamma_i} (\mathbb{R}_{>0} \times \mathbb{R}) / \text{Dehn}_*(\gamma_i). \quad (5.25)$$

In the generic case, the group $\text{Dehn}_*(\gamma_i)$ is generated by the simple twist. $\text{Dehn}_*(\gamma_i)$ acts only on the variables τ_j with the fundamental domain $0 < \tau_{\gamma_j} < \ell_{\gamma_j}$. However, $\text{Dehn}_*(\gamma_i)$ is generated by the half twist if the curve bounds a torus with a single boundary. To understand the origin of it let us consider the fundamental group $\pi_1(\mathcal{R})$ of \mathcal{R} , with the standard presentation

$$a_1 b_1 a_1^{-1} b_1^{-1} \cdots a_g b_g a_g^{-1} b_g^{-1} c_1 \cdots c_n = 1,$$

where c_j a loop about the j^{th} boundary. The half Dehn twist about the curve $a_1 b_1 a_1^{-1} b_1^{-1}$ is the automorphism of $\pi_1(\mathcal{R})$ given by:

$$a_1 \rightarrow b_1 a_1^{-1} b_1^{-1}, \quad b_1 \rightarrow b_1^{-1}, \quad a_j \rightarrow a_1^{-1} a_j a_1, \quad b_j \rightarrow a_1^{-1} b_j a_1, \quad \text{for } j = 2 \cdots, g$$

and

$$c_j \rightarrow a_1^{-1} c_j a_1, \quad \text{for } j = 1, \cdots, n.$$

A half Dehn twist acts on the associated Fenchel-Nielsen coordinates by

$$(\ell, \tau) \rightarrow (\ell, \tau + \ell/2).$$

Finally, the Wolpert volume form dV of $\mathcal{T}(\mathcal{R})$ can be decomposed as follows:

$$dV = \prod_{i=1}^s dV(\mathcal{R}^i(\gamma)) \times \prod_{\gamma_j} d\ell_{\gamma_j} \wedge d\tau_{\gamma_j}. \quad (5.26)$$

Therefore, we can perform the integration over the covering space $\mathcal{M}_{g,n}(\mathbf{L})^\gamma$ by first performing the integration over $\prod_{j=1}^s \mathcal{M}(\mathcal{R}^j(\gamma))$ for fixed values of the lengths of the curves γ_j , where the space $\mathcal{M}(\mathcal{R}^j(\gamma)) = \mathcal{T}(\mathcal{R}^j(\gamma)) / \text{MCG}(\mathcal{R}^j(\gamma))$ is the moduli space of the component surface $\mathcal{R}^j(\gamma)$. Then, we can perform the integration over $d\tau_{\gamma_j}$ followed by the $d\ell_{\gamma_j}$ integration for $j = 1, \cdots, s$.

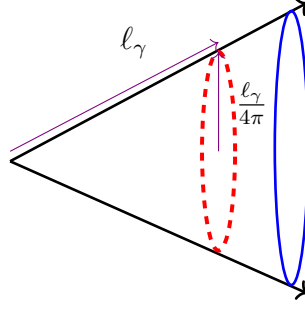


Figure 11: The infinite cone representing the covering space $\mathcal{M}_{1,1}^\gamma$. The thick gray circle having radius $\frac{\ell_\gamma}{4\pi}$ corresponds to the range of twist parameter associated with the curve γ having length ℓ_γ .

5.3 The Integration of an MCG-Invariant Function over $\overline{\mathcal{M}}_{g,n}$

The off-shell bosonic string measure is an object that can be built using the coordinates of the Teichmüller space, and lives on the section of a fiber bundle over the moduli space of Riemann surfaces. Therefore, it must be invariant under the MCG transformations. In this subsection, we describe a method for performing the integration of an MCG-invariant function over a fundamental region for the action of the MCG inside the Teichmüller space.

The Integration over \mathbb{S}^1 as an Integration over \mathbb{R} : In order to elucidate the basic logic behind the integration method introduced in [39], let us discuss a simple and explicit example. Consider the real line $\mathbb{R} = (-\infty, \infty)$ as the covering space of circle $\mathbb{S}^1 = [0, 1)$. We denote the covering map by

$$\pi : \mathbb{R} \rightarrow \mathbb{S}^1.$$

Assume that $f(x)$ is a function living in \mathbb{S}^1 , i.e. $f(x+k) = f(x)$, $k \in \mathbb{Z}$. Then we can convert the integration over \mathbb{S}^1 into an integration over \mathbb{R} with the help of the identity

$$1 = \sum_{k=-\infty}^{\infty} \frac{\sin^2(\pi[x-k])}{\pi^2(x-k)^2}, \quad (5.27)$$

as follows:

$$\begin{aligned} \int_0^1 dx f(x) &= \int_0^1 dx \left(\sum_{k=-\infty}^{\infty} \frac{\sin^2(\pi[x-k])}{\pi^2(x-k)^2} \right) f(x) \\ &= \int_0^1 dx \sum_{k=-\infty}^{\infty} \left(\frac{\sin^2(\pi[x-k])}{\pi^2(x-k)^2} f(x-k) \right) \end{aligned}$$

$$\begin{aligned}
&= \sum_{k=-\infty}^{\infty} \int_0^1 dx \frac{\sin^2(\pi[x-k])}{\pi^2(x-k)^2} f(x-k) \\
&= \int_{-\infty}^{\infty} dx \frac{\sin^2(\pi x)}{\pi^2 x^2} f(x).
\end{aligned} \tag{5.28}$$

In the last step, we absorbed the summation over k and converted the integration over \mathbb{S}^1 to the integration over \mathbb{R} . For instance, choosing $f(x)$ to be the one, gives the following well-known result

$$1 = \int_{-\infty}^{\infty} dx \frac{\sin^2(\pi x)}{\pi^2 x^2}.$$

The Integration over $\mathcal{M}_{g,n}(\mathbf{L})$: Let us get back to the integration over the moduli space. To be able to lift the integration over a moduli space to the integration over the covering space of the moduli space, we need a covering map. For this, assume that we have the following identity:

$$1 = \sum_{[\alpha] \in \text{MCG} \cdot [\gamma]} f(l_\alpha(\mathcal{R})). \tag{5.29}$$

where f is a real function of the hyperbolic length $l_\alpha(\mathcal{R})$ of curve α , which is an MCG image of the curve $\gamma = \sum_{i=1}^k a_i \gamma_i$, that is suitably small at infinity. Here γ_i is a simple closed geodesic having length l_{γ_i} on a genus g hyperbolic Riemann surface \mathcal{R} with n borders. This identity can be compared with the identity (5.27). We assume that cutting along the curves γ_i , $i = 1, \dots, k$ provides s disconnected bordered hyperbolic Riemann surfaces. Consider an MCG-invariant function $H(\vec{\ell}, \vec{\tau}, l_1, \dots, l_n)$ defined on \mathcal{R} , where

$$(\vec{\ell}, \vec{\tau}) \equiv (\ell_1, \tau_1, \dots, \ell_{3g-3+n}, \tau_{3g-3+n}).$$

denotes the Fenchel-Nielsen coordinates of the Teichmüller space and (l_1, \dots, l_n) denotes the lengths of the boundaries (L_1, \dots, L_n) . By *MCG-invariance*, we mean the following transformation property:

$$\forall h \in \text{MCG}(\mathcal{R}) \implies H(h \cdot \vec{\ell}, h \cdot \vec{\tau}, l_1, \dots, l_n) = H(\vec{\ell}, \vec{\tau}, l_1, \dots, l_n). \tag{5.30}$$

Since the function $H(\vec{\ell}, \vec{\tau})$ is invariant under all MCG transformations, we are free to choose any pair of pants decomposition of surface that are related by an MCG transformation to define the Fenchel-Nielsen coordinates without changing the form of it. Let us integrate $H(\vec{\ell}, \vec{\tau})$ over the moduli space $\mathcal{M}_{g,n}(\mathbf{L})$,

$$\int_{\mathcal{M}_{g,n}(\mathbf{L})} dV H(\vec{\ell}, \vec{\tau}, l_1, \dots, l_n) = \sum_{[\alpha] \in \text{MCG}_{g,n} \cdot [\gamma]} \int_{\mathcal{M}_{g,n}(\mathbf{L})} dV f\left(\sum_{i=1}^k a_i l_{h \cdot \gamma_i}\right) H(\vec{\ell}, \vec{\tau}, l_1, \dots, l_n)$$

$$= \sum_{h \in \text{MCG}_{g,n}/\text{Stab}(\gamma)} \int_{\mathcal{M}_{g,n}(\mathbf{L})} dV f \left(\sum_{i=1}^k a_i l_{h \cdot \gamma_i} \right) H \left(h \cdot \vec{\ell}, h \cdot \vec{\tau}, l_1, \dots, l_n \right). \quad (5.31)$$

To proceed further, note that

$$\begin{aligned} \sum_{h \in \text{Mod}_{g,n}/\text{Stab}(\gamma)} f \left(\sum_{i=1}^k a_i l_{h \cdot \gamma_i} \right) &= \frac{1}{|\text{Sym}(\gamma)|} \sum_{h \in \text{Mod}_{g,n}/\text{Stab}(\gamma)} \sum_{\text{Stab}(\gamma)/\cap_i \text{Stab}(\gamma_i)} f \left(\sum_{i=1}^k a_i l_{h \cdot \gamma_i} \right) \\ &= \frac{1}{|\text{Sym}(\gamma)|} \sum_{h \in \text{Mod}_{g,n}/\cap_i \text{Stab}(\gamma_i)} f \left(\sum_{i=1}^k a_i l_{h \cdot \gamma_i} \right). \end{aligned} \quad (5.32)$$

Here we used the fact that

$$\sum_{h \in \text{MCG}/\text{Stab}(\gamma)} f \left(\sum_{i=1}^k a_i l_{h \cdot \gamma_i} \right),$$

is invariant under the finite group $\text{Stab}(\gamma)/\cap_i \text{Stab}(\gamma_i)$ and $|\text{Sym}(\gamma)| = |\text{Stab}(\gamma)|/|\cap_i \text{Stab}(\gamma_i)|$. Substitute (5.32) into (5.31) to obtain

$$\begin{aligned} &\int_{\mathcal{M}_{g,n}(\mathbf{L})} dV H(\vec{\ell}, \vec{\tau}, l_1, \dots, l_n) \\ &= \frac{1}{|\text{Sym}(\gamma)|} \int_{\mathcal{M}_{g,n}(\mathbf{L})} dV \sum_{h \in \text{Mod}_{g,n}/\cap_i \text{Stab}(\gamma_i)} f \left(\sum_{i=1}^k a_i l_{h \cdot \gamma_i} \right) H \left(h \cdot \vec{\ell}, h \cdot \vec{\tau}, l_1, \dots, l_n \right) \\ &= \frac{1}{|\text{Sym}(\gamma)|} \sum_{h \in \text{Mod}_{g,n}/\cap_i \text{Stab}(\gamma_i)} \int_{\mathcal{M}_{g,n}(\mathbf{L})} dV f \left(\sum_{i=1}^k a_i l_{h \cdot \gamma_i} \right) H \left(h \cdot \vec{\ell}, h \cdot \vec{\tau}, l_1, \dots, l_n \right), \end{aligned} \quad (5.33)$$

where in the second step, we used the fact that dV , the Weil-Petersson volume form on $\mathcal{M}_{g,n}(\mathbf{L})$, is invariant under $\text{Mod}_{g,n}$. By definition, an integration over $\mathcal{M}_{g,n}^\gamma(\mathbf{L})$, the covering space of $\mathcal{M}_{g,n}(\mathbf{L})$ with respect to a simple geodesic γ defined in (5.21), consists of an integration over $\mathcal{M}_{g,n}(\mathbf{L})$ and a summation over all the images of γ under the action of elements in the group $\text{Mod}_{g,n}/\cap_i \text{Stab}(\gamma_i)$. Therefore, we can express (5.33) as follows:

$$\int_{\mathcal{M}_{g,n}(\mathbf{L})} dV H(\vec{\ell}, \vec{\tau}, l_1, \dots, l_n) = \frac{1}{|\text{Sym}(\gamma)|} \int_{\mathcal{M}_{g,n}(\mathbf{L})^\gamma} dV f(\ell_\gamma) H(\vec{\ell}, \vec{\tau}, l_1, \dots, l_n). \quad (5.34)$$

Finally, using the factorization property of $\mathcal{M}_{g,n}^\gamma(\mathbf{L})$ (5.25) and dV (5.26) we obtain

$$\begin{aligned} & \int_{\mathcal{M}_{g,n}(\mathbf{L})} dV H(\vec{\ell}, \vec{\tau}, l_1, \dots, l_n) \\ &= \frac{1}{|\text{Sym}(\gamma)|} \int_{\mathcal{M}(\gamma)} dV(\gamma) \int_{\mathcal{M}(\mathcal{R}^1(\gamma))} dV(\mathcal{R}^1(\gamma)) \cdots \int_{\mathcal{M}(\mathcal{R}^s(\gamma))} dV(\mathcal{R}^s(\gamma)) f(\ell_\gamma) H(\vec{\ell}, \vec{\tau}, l_1, \dots, l_n), \end{aligned} \quad (5.35)$$

where $\mathcal{M}(\gamma)$ denotes the following space

$$\begin{aligned} 0 &\leq \tau_i \leq 2^{-M_{\gamma_i} \ell_i}, & i &= 1, \dots, k, \\ 0 &\leq \ell_i < \infty, & i &= 1, \dots, k, \end{aligned} \quad (5.36)$$

and

$$\int_{\mathcal{M}(\gamma)} dV(\gamma) = \int_{\mathbb{R}_+^k} d\ell_{\gamma_1} \cdots d\ell_{\gamma_k} \int_0^{2^{-M_{\gamma_1} \ell_{\gamma_1}}} \cdots \int_0^{2^{-M_{\gamma_k} \ell_{\gamma_k}}} d\tau_{\gamma_1} \cdots d\tau_{\gamma_k}. \quad (5.37)$$

Here, τ_{γ_i} is the twist along curve γ_i and $M_{\gamma_i} = 1$ if γ_i bounds a torus with one boundary component otherwise $M_{\gamma_i} = 0$. In general the twisting parameter along γ_i can take value between 0 and ℓ_{γ_i} . In the case of a simple geodesic γ_i separating off a one-handle $\text{Stab}(\gamma_i)$ contains a half twist and so τ_{γ_i} varies with fundamental region $\{0 \leq \tau_{\gamma_i} \leq \frac{\ell_{\gamma_i}}{2}\}$. The reason is that every Riemann surface $\mathcal{R} \in \mathcal{M}_{1,1}(\mathbf{L})$ comes with an elliptic involution as explained in subsection (5.2). However, if $(g, n) \neq (1, 1)$, then a generic point in $\mathcal{M}_{g,n}(\mathbf{L})$ does not have any non-trivial automorphism fixing the boundary components set wise. We can repeat this for the integration over $\mathcal{M}(\mathcal{R}^j(\gamma))$ and continue the same process until we end up with an *effective integral* that involves integration only over a set of infinite cones of the type shown in figure (10) or (11). The final integrand would be a product of some number of the function f appears in the (5.29) with the function $H(\vec{\ell}, \vec{\tau}, l_1, \dots, l_n)$ integrated over the following domain of the Fenchel-Nielsen coordinates:

$$\begin{aligned} 0 &\leq \tau_i \leq 2^{-M_{\gamma_i} \ell_i}, & i &= 1, \dots, 3g - 3 + n, \\ 0 &\leq \ell_i < \infty, & i &= 1, \dots, 3g - 3 + n. \end{aligned} \quad (5.38)$$

To be able to do the explicit integration, we need to specify the function which appears in (5.29). This is the aim of the next section.

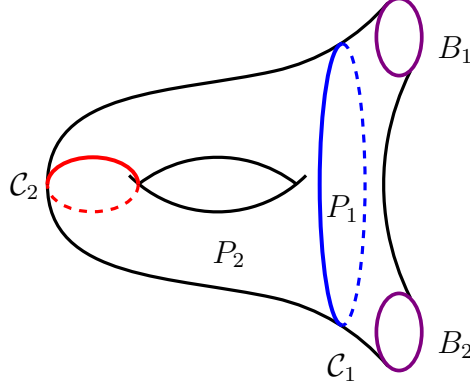


Figure 12: The pair of pants P_1 with boundaries $\partial P_1 = \{C_1, B_1, B_2\}$ is a properly embedded pair of pants on the torus with two borders B_1 and B_2 . The pair of pants P_2 with boundaries $\partial P_2 = \{C_1, C_2, C_2\}$ is a quasi properly embedded pair of pants on the torus.

6 The Luo-Tan Dilogarithm Identity

The most important ingredient for obtaining an effective integral for an integral that involves integration over the moduli space of Riemann surfaces is the identity (5.29). The Luo-Tan identity for simple closed geodesics on hyperbolic Riemann surfaces with or without borders [52, 53] provides an example such a decomposition of unity. In this section, we describe this identity in detail.

6.1 Properly and Quasi-Properly Embedded Geometric Surfaces

Consider $\mathcal{R}_{g,n}^r$, a genus g hyperbolic Riemann surface with n geodesic boundary components and r cusps (punctures). We say that a compact embedded subsurface $\mathcal{R}_{g_1,n_1}^{r_1} \subset \mathcal{R}_{g,n}^r$ with $g_1 \leq g, n_1 \leq n, r_1 \leq r$ is *geometric*, if the boundaries of $\mathcal{R}_{g_1,n_1}^{r_1}$ are geodesics. We say $\mathcal{R}_{g_1,n_1}^{r_1}$ *proper*, if the inclusion map

$$\iota : \mathcal{R}_{g_1,n_1}^{r_1} \rightarrow \mathcal{R}_{g,n}^r, \quad (6.1)$$

is injective. Therefore, the subsurface $\mathcal{R}_{g_1,n_1}^{r_1}$ is said to be a *properly embedded geometric surface*, if its boundaries are geodesics on $\mathcal{R}_{g,n}^r$ and the inclusion map is one-to one.

For example, each pair of pants in the pants decomposition of a genus zero hyperbolic Riemann surface using $n - 3$ non-homotopic disjoint simple closed geodesics is a properly embedded geometric surface. However, it is impossible to obtain the pants decomposition of genus 1 hyperbolic Riemann surface with one border using properly embedded geometric pair of pants. This is due to the following fact. We

obtain a torus with one border from a hyperbolic pair of pants P by identifying the two boundaries of it. The identification of the boundary makes the inclusion map

$$\iota : P \rightarrow \mathcal{R}_{1,1}^0, \quad (6.2)$$

non-injective. Therefore, the only properly embedded hyperbolic surface inside a hyperbolic torus with one border is the surface itself.

We define a *quasi-embedded geometric* pair of pants P in $\mathcal{R}_{g,n}^r$ to be an immersion P into $\mathcal{R}_{g,n}^r$ which is injective on the interior $\text{int}(P)$ of P such that the boundaries are mapped to geodesics, but two of the boundaries are mapped to the same geodesic. Hence, a quasi-embedded geometric pair of pants is contained in a unique embedded geometric 1-holed torus. Conversely, every embedded geometric 1-holed torus together with a non-trivial simple closed geodesic on the torus that is not parallel to its boundary geodesic determines a quasi-embedded geometric pair of pants (see figure (12)).

6.2 The Roger's Dilogarithm Functions

The dilogarithm function Li_2 is defined for $z \in \mathbb{C}$ with $|z| < 1$ by the following Taylor series

$$\text{Li}_2(z) = \sum_{n=1}^{\infty} \frac{z^n}{n^2}. \quad (6.3)$$

It is straightforward to verify that, for $x \in \mathbb{R}$ with $|x| < 1$, the dilogarithm function has the following expression

$$\text{Li}_2(x) = - \int_0^x \frac{\ln(1-z)}{z} dz. \quad (6.4)$$

The Roger's dilogarithm function \mathcal{L} is defined by

$$\mathcal{L}(x) \equiv \text{Li}_2(x) + \frac{1}{2} \ln(|x|) \ln(1-x). \quad (6.5)$$

The Roger's \mathcal{L} -function has the following special values

$$\begin{aligned} \mathcal{L}(0) &= 0, \\ \mathcal{L}\left(\frac{1}{2}\right) &= \frac{\pi^2}{12}, \\ \mathcal{L}(1) &= \frac{\pi^2}{6}, \\ \mathcal{L}(-1) &= -\frac{\pi^2}{12}. \end{aligned} \quad (6.6)$$

The first derivative of the Roger's \mathcal{L} -function has the following simple form

$$\mathcal{L}'(z) = -\frac{1}{2} \left(\frac{\ln(1-z)}{z} + \frac{\ln(z)}{1-z} \right). \quad (6.7)$$

The \mathcal{L} -function satisfies the following Euler relations

$$\mathcal{L}(x) + \mathcal{L}(1-x) = \frac{\pi^2}{6}, \quad (6.8)$$

for $x \in (0, 1)$, and

$$\mathcal{L}(-x) + \mathcal{L}\left(-\frac{1}{x}\right) = 2\mathcal{L}(-1) = -\frac{\pi^2}{6}, \quad (6.9)$$

for $x > 0$. It satisfies the Landen's identity given by

$$\mathcal{L}\left(\frac{x}{x-1}\right) = -\mathcal{L}(x), \quad (6.10)$$

for $x \in (0, 1)$. If we define $y \equiv \frac{x}{x-1}$, then from the Landen's identity, we get:

$$\lim_{y \rightarrow \infty} \mathcal{L}(y) = -\mathcal{L}(1) = -\frac{\pi^2}{6}. \quad (6.11)$$

It also satisfies the following pentagon relation, for $x, y \in [0, 1]$ and $xy \neq 1$

$$\mathcal{L}(x) + \mathcal{L}(y) + \mathcal{L}(1-xy) + \mathcal{L}\left(\frac{1-x}{1-xy}\right) + \mathcal{L}\left(\frac{1-y}{1-xy}\right) = \frac{\pi^2}{2}. \quad (6.12)$$

Finally, we define the Lasso function $La(x, y)$ in terms of the Roger's \mathcal{L} -function as follows

$$La(x, y) \equiv \mathcal{L}(y) + \mathcal{L}\left(\frac{1-y}{1-xy}\right) - \mathcal{L}\left(\frac{1-x}{1-xy}\right). \quad (6.13)$$

6.3 The Length Invariants of a Pair of Pants and a 1-Holed Tori

Consider a hyperbolic pair of pants P with geodesic boundaries B_1, B_2, B_3 having lengths l_1, l_2, l_3 respectively. Let M_i be the shortest geodesic arc between B_j and B_k having length m_i , for $\{i, j, k\} = \{1, 2, 3\}$. Denote by D_i , the shortest non-trivial geodesic arc from B_i to itself having length p_i . The hyperbolic metric on the pair of pants makes the geodesic arcs M_i and D_i orthogonal to ∂P , the boundaries of the pair of pants P (see figure (13)).

By cutting along the geodesic arcs M_i , $i = 1, 2, 3$, we can decompose the pair of pants P into two right-angled hyperbolic hexagons with cyclicly ordered side-lengths $\{\frac{l_1}{2}, m_3, \frac{l_2}{2}, m_1, \frac{l_3}{2}, m_2\}$. Then, using the following sine and cosine rules for the right

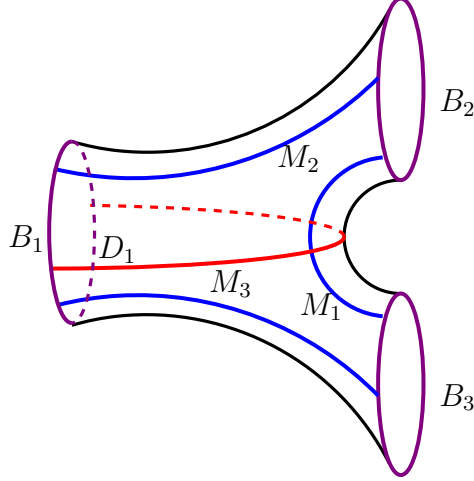


Figure 13: The geodesic arcs connecting the boundaries of the pair of pants.

angled hexagons and pentagons

$$\begin{aligned}
\frac{\sinh m_i}{\sinh \left(\frac{l_i}{2} \right)} &= \frac{\sinh m_j}{\sinh \left(\frac{l_j}{2} \right)} = \frac{\sinh m_k}{\sinh \left(\frac{l_k}{2} \right)}, \\
\cosh m_i \sinh \left(\frac{l_j}{2} \right) \sinh \left(\frac{l_k}{2} \right) &= \cosh \left(\frac{l_i}{2} \right) + \cosh \left(\frac{l_j}{2} \right) \cosh \left(\frac{l_k}{2} \right), \\
\cosh \left(\frac{p_k}{2} \right) &= \sinh \left(\frac{l_i}{2} \right) \sinh m_j.
\end{aligned} \tag{6.14}$$

We can express the lengths of the geodesics arcs $D_1, D_2, D_3, M_1, M_2, M_3$ in terms of the lengths of the boundary geodesics B_1, B_2, B_3 :

$$\begin{aligned}
\cosh m_i &= \cosh \left(\frac{l_i}{2} \right) \operatorname{cosech} \left(\frac{l_j}{2} \right) \operatorname{cosech} \left(\frac{l_k}{2} \right) + \coth \left(\frac{l_j}{2} \right) \coth \left(\frac{l_k}{2} \right), \\
\cosh \left(\frac{p_k}{2} \right) &= \sinh \left(\frac{l_i}{2} \right) \sinh m_j.
\end{aligned} \tag{6.15}$$

Let us discuss the length invariants of T , a hyperbolic 1-holed torus with boundary component C . Consider an arbitrary closed simple geodesic A that is not parallel to the boundary of T . We obtain a hyperbolic pair of pants P_A with boundary geodesics C, A^+ and A^- by cutting T along the geodesic A . The pair of pants P_A is a quasi-properly embedded geometric surface. We denote the length of the geodesics C and A by c and a respectively. The length of the shortest geodesic M_A between C and A^+ in P_A (or A^-) by m_A . Finally, p_A denotes the length of the shortest non-trivial geodesic arc from C to C in P_A and q_A denotes the length of the shortest non-trivial geodesic arc from A^+ to A^- in P_A . Again, using the sine and cosine rules

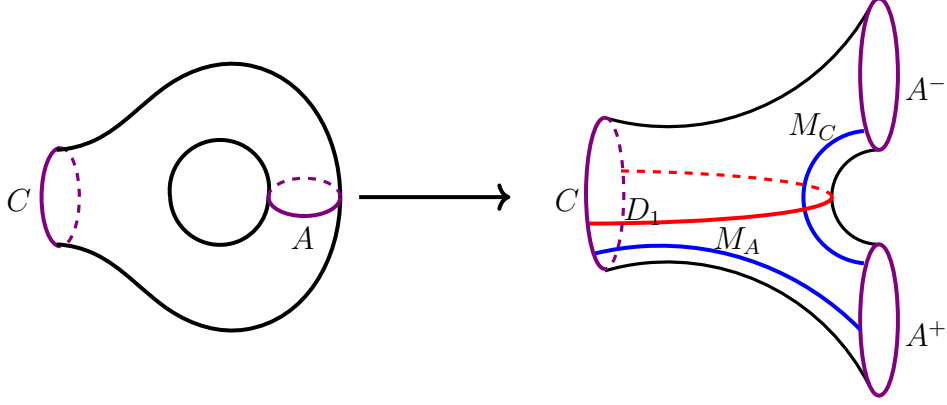


Figure 14: The image of geodesic arcs on 1 holed torus connecting the boundaries of the pair of pants in the pair of pants obtained by cutting along the geodesic A .

for the hexagons and the pentagons correspond to the hyperbolic pair of pants P_A associated with T , we can express the lengths m_A, p_A and q_A of geodesic arcs in terms of the lengths c and a of boundary geodesics as follows

$$\begin{aligned} \cosh m_A &= \cosh\left(\frac{a}{2}\right) \operatorname{cosech}\left(\frac{a}{2}\right) \operatorname{cosech}\left(\frac{c}{2}\right) + \coth\left(\frac{a}{2}\right) \coth\left(\frac{c}{2}\right), \\ \cosh q_A &= \cosh\left(\frac{c}{2}\right) \operatorname{cosech}\left(\frac{a}{2}\right) \operatorname{cosech}\left(\frac{c}{2}\right) + \coth\left(\frac{a}{2}\right) \coth\left(\frac{c}{2}\right), \\ \cosh\left(\frac{p_A}{2}\right) &= \sinh\left(\frac{a}{2}\right) \sinh m_A. \end{aligned} \tag{6.16}$$

6.4 The Luo-Tan Identity

Consider $\mathcal{R}_{g,n}^0$, a hyperbolic Riemann surface of genus g with n geodesic boundary components and no cusps. On $\mathcal{R}_{g,n}^0$ there are two types of geometric pairs of pants: quasi-properly embedded geometric pairs of pants and three kinds of properly embedded geometric pairs of pants. Below, we list some useful functions associated with each type of geometric pairs of pants.

Properly Embedded Geometric Pairs of Pants

1. Assume that P_3 is a properly embedded geometric pair of pants with no boundaries in common with that of the surface $\mathcal{R}_{g,n}^0$. Let the length invariants of P_3 be l_i, m_i and p_i for $i = 1, 2, 3$. We define the function $\mathcal{K}_3(P_3)$ in terms of the length invariants of P_3 as follows

$$\mathcal{K}_3(P_3) \equiv 4\pi^2 - 8 \left\{ \sum_{i=1}^3 \left(\mathcal{L}\left(\operatorname{sech}^2\left(\frac{m_i}{2}\right)\right) + \mathcal{L}\left(\operatorname{sech}^2\left(\frac{p_i}{2}\right)\right) \right) + \sum_{i \neq j} La\left(e^{-l_i}, \tanh^2\left(\frac{m_i}{2}\right)\right) \right\}. \tag{6.17}$$

2. Assume that P_2 is a properly embedded geometric pair of pants with only one boundary in common with the boundaries of the surface $\mathcal{R}_{g,n}^0$. Let L_1 be the boundary that is also the boundary of $\mathcal{R}_{g,n}^0$ and the length invariants of P_2 be l_i, m_i and p_i for $i = 1, 2, 3$. We define the function $\mathcal{K}_2(P_2)$ in terms of the length invariants of P_2 as follows

$$\mathcal{K}_2(P_2) \equiv \mathcal{K}_3(P_2) + 8 \left\{ \mathcal{L} \left(\text{sech}^2 \left(\frac{p_1}{2} \right) \right) + La \left(e^{-l_2}, \tanh^2 \left(\frac{m_3}{2} \right) \right) + La \left(e^{-l_3}, \tanh^2 \left(\frac{m_2}{2} \right) \right) \right\}. \quad (6.18)$$

3. Assume that P_1 is a properly embedded geometric pair of pants with only two boundaries in common with the boundaries of the surface $\mathcal{R}_{g,n}^0$. Let L_1 and L_2 be the boundaries that are also the boundaries of $\mathcal{R}_{g,n}^0$ and the length invariants of P_1 be l_i, m_i and p_i for $i = 1, 2, 3$. We define the function $\mathcal{K}_1(P_1)$ in terms of the length invariants of P_1 as follows

$$\begin{aligned} \mathcal{K}_1(P_1) \equiv \mathcal{K}_3(P_1) + 8 \left\{ \mathcal{L} \left(\text{sech}^2 \left(\frac{p_1}{2} \right) \right) + \mathcal{L} \left(\text{sech}^2 \left(\frac{p_2}{2} \right) \right) + \mathcal{L} \left(\text{sech}^2 \left(\frac{m_3}{2} \right) \right) \right. \\ \left. + La \left(e^{-l_2}, \tanh^2 \left(\frac{m_3}{2} \right) \right) + La \left(e^{-l_3}, \tanh^2 \left(\frac{m_2}{2} \right) \right) \right. \\ \left. + La \left(e^{-l_3}, \tanh^2 \left(\frac{m_1}{2} \right) \right) + La \left(e^{-l_1}, \tanh^2 \left(\frac{m_3}{2} \right) \right) \right\}. \end{aligned} \quad (6.19)$$

Quasi-Properly Embedded Geometric Pairs of Pants

Assume that P_T is a quasi-properly embedded geometric pair of pants in a 1-holed torus T which is a properly geometric embedded surface on $\mathcal{R}_{g,n}^0$. Let C be the boundary of T and A be the simple closed geodesic along which we cut T to obtain P_T . Assume that the length invariants of T be c, a, m_A, q_A and p_A as explained in the previous subsection. We define the function $\mathcal{K}_T(P_T)$ in terms of the length invariants of P_T as follows

$$\begin{aligned} \mathcal{K}_T(P_T) \equiv 8 \left\{ \mathcal{L} \left(\tanh^2 \left(\frac{q_A}{2} \right) \right) + 2\mathcal{L} \left(\tanh^2 \left(\frac{m_A}{2} \right) \right) - \mathcal{L} \left(\text{sech}^2 \left(\frac{p_A}{2} \right) \right) \right. \\ \left. - 2La \left(e^{-a}, \tanh^2 \left(\frac{m_A}{2} \right) \right) - 2La \left(e^{-\frac{c}{2}}, \tanh^2 \left(\frac{m_A}{2} \right) \right) \right\}. \end{aligned} \quad (6.20)$$

Now, we are in a position to state the Luo-Tan dilogarithm identity.

The Luo-Tan Identity: *Let $\mathcal{R}_{g,n}^0$ be a hyperbolic Riemann surface with n boundaries. Then the functions $\mathcal{K}_1(P_1), \mathcal{K}_2(P_2), \mathcal{K}_3(P_3)$ and $\mathcal{K}_T(P_T)$ satisfies the identity given by*

$$\sum_{P_1} \mathcal{K}_1(P_1) + \sum_{P_2} \mathcal{K}_2(P_2) + \sum_{P_3} \mathcal{K}_3(P_3) + \sum_{P_T} \mathcal{K}_T(P_T) = 4\pi^2(2g - 2 + n), \quad (6.21)$$

where the first sum is over all properly embedded geometric pairs of pants sum is over

all properly embedded geometric pair of pants $P_1 \subset \mathcal{R}_{g,n}^0$ with exactly two boundary component in $\partial\mathcal{R}_{g,n}^0$, the second sum is over all properly embedded geometric pairs of pants $P_2 \subset \mathcal{R}_{g,n}^0$ with exactly one boundary component in $\partial\mathcal{R}_{g,n}^0$, the third sum is over all properly embedded geometric pairs of pants $P_3 \subset \mathcal{R}_{g,n}^0$ such that $\partial P_3 \cap \partial\mathcal{R}_{g,n}^0 = \emptyset$, and the fourth sum is over all quasi-properly embedded geometric pairs of pants $P_T \subset \mathcal{R}_{g,n}^0$. Moreover, if the lengths of r boundary components of $\mathcal{R}_{g,n}^0$ tends to zero, then, we obtain the identity for the hyperbolic surfaces $\mathcal{R}_{g,n-r}^r$ of genus g with $n-r$ geodesic boundary and r cusps.

Let us elaborate on the Luo-Tan identity. A properly embedded geometric pair of pants inside $\mathcal{R}_{g,n}^0$ can be understood as a set of three simple closed geodesics on $\mathcal{R}_{g,n}^0$ that bound P . Therefore, we can replace the sum over all properly embedded geometric pair of pants P_1 with the sum over all tuple of simple closed geodesics $\{L_i, L_j, A_{i,j}\}$ on $\mathcal{R}_{g,n}^0$ that bound the pair of pants P_1 . Here, L_i and L_j are two boundaries of $\mathcal{R}_{g,n}^0$ for $i, j = 1, \dots, n$ and $A_{i,j}$ is a simple closed geodesic which is disjoint from the boundaries of $\mathcal{R}_{g,n}^0$. The sum over all properly embedded geometric pair of pants P_2 can be replaced with the sum over all tuple of simple closed geodesics $\{L_i, B_i, C_i\}$ on $\mathcal{R}_{g,n}^0$ that bound the pair of pants P_2 , for $i = 1, \dots, n$. Here B_i and C_i are two simple closed geodesic disjoint from the boundaries. The sum over all properly embedded geometric pair of pants P_3 can be replaced with the sum over all tuple of simple closed geodesics $\{X, Y, Z\}$ on $\mathcal{R}_{g,n}^0$ that bound the pair of pants P_3 . Here, X, Y and Z are three simple closed geodesic disjoint from the boundaries. Similarly, the sum over all quasi-properly embedded pairs of pants P_T can be replaced by the sum over pairs of simple closed geodesics $\{U, V\}$ on $\mathcal{R}_{g,n}^0$ that bound P_T , i.e. $\partial P_T = \{U, V, V\}$. Then we can express the Luo-Tan identity as a decomposition of unity, as follows:

$$\begin{aligned}
1 = & \sum_{i < j}^n \sum_{i,j \in \mathcal{G}_{i,j}} \frac{\mathcal{K}_1(L_i, L_j, A_{i,j})}{4\pi^2(2g-2+n)} + \sum_{i=1}^n \sum_k \sum_{\{B_{i,k}, C_{i,k}\} \in \mathcal{G}_i^k} \frac{\mathcal{K}_2(L_i, B_{i,k}, C_{i,k})}{4\pi^2(2g-2+n)} \\
& + \sum_{q,m} \sum_{\{X_q, Y_m, Z_{q,m}\} \in \mathcal{G}^{q,m}} \frac{\mathcal{K}_3(X_q, Y_m, Z_{q,m})}{4\pi^2(2g-2+n)} + \sum_r \sum_{\{U_r, V_r\} \in \mathcal{G}_T^r} \frac{\mathcal{K}_T(U_r, V_r)}{4\pi^2(2g-2+n)}.
\end{aligned} \tag{6.22}$$

Here, we decomposed the summation over simple closed geodesics γ that are disjoint from the boundaries into a summation over a set of simple closed geodesics that are related each other by the action of elements in $\text{Mod}_{g,n}/\text{Stab}(\gamma)$ and a summation over a discrete variables which differentiate the class of simple closed geodesics γ that are not related by the action of elements in $\text{Mod}_{g,n}/\text{Stab}(\gamma)$. For the first term in the right hand side of (6.22) $\gamma = A_{i,j}$, for the second term $\gamma = B_{i,k} + C_{i,k}$, for the third term $\gamma = X_q + Y_m + Z_{q,m}$ and for the last term $\gamma = U_r + V_r$. An arbitrary element in the set $\mathcal{G}_{i,j}$ together with the boundaries L_i and L_j of $\mathcal{R}_{g,n}^0$ form tuple of simple closed

geodesics that can be identified as the boundary of a properly embedded geometric pairs of pants inside $\mathcal{R}_{g,n}^0$. An arbitrary element in the set \mathcal{G}_i^k , which is a pair of closed simple geodesics disjoint from the boundary, together with the boundary L_i of $\mathcal{R}_{g,n}^0$ form tuple of simple closed geodesics that can be identified as the boundary of a properly embedded geometric pairs of pants inside $\mathcal{R}_{g,n}^0$. An arbitrary element in the set $\mathcal{G}^{q,m}$, which is a tuple of simple closed geodesics disjoint from the boundary, can be identified as the boundary of a properly embedded geometric pair of pants with respect to $\mathcal{R}_{g,n}^0$. Finally, an arbitrary element in the set \mathcal{G}_T^r , which is a pair of simple closed geodesics disjoint from the boundary, can be identified as the boundary of a quasi-properly embedded geometric pair of pants inside $\mathcal{R}_{g,n}^0$.

7 The Trivalent Graphs and the Integration over $\mathcal{M}_{g,n}(\mathbf{L})$

The Luo-Tan identity (6.22) can be considered as an identity of the kind (5.29). Therefore, it can be used to obtain the effective integral for an integral that involves integration over the moduli space of Riemann surfaces. In this section, we show that with the help of the Luo-Tan identity we can obtain an effective expression for the integral of an MCG-invariant function over the moduli space of Riemann surfaces, then we show that this expression can be obtained directly using a systematic algorithm that rely on the trivalent graphs.

7.1 The Luo-Tan Identity and the Integration over $\mathcal{M}_{g,n}(\mathbf{L})$

Following the technique discussed in section (5), we can insert the decomposition of one, obtained from the Luo-Tan identity (6.22), inside the integration of $H(\vec{\ell}, \vec{\tau})$, an MCG-invariant function, over the compactified moduli space:

$$\begin{aligned}
\int_{\overline{\mathcal{M}}_{g,n}(\mathbf{L})} dV H(\vec{\ell}, \vec{\tau}) &= \sum_{i < j; i,j=1}^n \sum_{A_{i,j} \in \mathcal{G}_{i,j}} \int_{\overline{\mathcal{M}}_{g,n}(\mathbf{L})} dV \frac{\mathcal{K}_1(L_i, L_j, A_{i,j})}{4\pi^2(2g-2+n)} H(\vec{\ell}, \vec{\tau}) \\
&+ \sum_{i=1}^n \sum_k \sum_{\{B_{i,k}, C_{i,k}\} \in \mathcal{G}_i^k} \int_{\overline{\mathcal{M}}_{g,n}(\mathbf{L})} dV \frac{\mathcal{K}_2(L_i, B_{i,k}, C_{i,k})}{4\pi^2(2g-2+n)} H(\vec{\ell}, \vec{\tau}) \\
&+ \sum_{q,m} \sum_{\{X_q, Y_m, Z_{q,m}\} \in \mathcal{G}^{q,m}} \int_{\overline{\mathcal{M}}_{g,n}(\mathbf{L})} dV \frac{\mathcal{K}_3(X_q, Y_m, Z_{q,m})}{4\pi^2(2g-2+n)} H(\vec{\ell}, \vec{\tau}) \\
&+ \sum_r \sum_{\{U_r, V_r\} \in \mathcal{G}_T^r} \int_{\overline{\mathcal{M}}_{g,n}(\mathbf{L})} dV \frac{\mathcal{K}_T(U_r, V_r)}{4\pi^2(2g-2+n)} H(\vec{\ell}, \vec{\tau}). \quad (7.1)
\end{aligned}$$

As explained in section (5), we then absorb the summation over the images of a curve, say γ , under the action of elements in $\text{Mod}_{g,n}/\text{Stab}(\gamma)$ into the integration

over the moduli space $\overline{\mathcal{M}}_{g,n}(\mathbf{L})$ and enlarge the integration domain to $\overline{\mathcal{M}}_{g,n}^\gamma(\mathbf{L})$, the covering space of the moduli space with respect to γ . Therefore, we can express the above integration as follows

$$\begin{aligned}
& \int_{\overline{\mathcal{M}}_{g,n}(\mathbf{L})} dV H(\vec{\ell}, \vec{\tau}) \\
&= \sum_{i \neq j; i,j=1}^n \int_{\overline{\mathcal{M}}_{g,n}^{A_{i,j}}(\mathbf{L})} dV \frac{\mathcal{K}_1(L_i, L_j, A_{i,j})}{4\pi^2(2g-2+n)} H(\vec{\ell}, \vec{\tau}) \\
&+ \sum_{i=1}^n \sum_k \frac{1}{|\text{Sym}(B_{i,k} + C_{i,k})|} \int_{\overline{\mathcal{M}}_{g,n}^{B_{i,k}+C_{i,k}}(\mathbf{L})} dV \frac{\mathcal{K}_2(L_i, B_{i,k}, C_{i,k})}{4\pi^2(2g-2+n)} H(\vec{\ell}, \vec{\tau}) \\
&+ \sum_{q,m} \frac{1}{|\text{Sym}(X_q + Y_m + Z_{q,m})|} \int_{\overline{\mathcal{M}}_{g,n}^{X_q+Y_m+Z_{q,m}}(\mathbf{L})} dV \frac{\mathcal{K}_3(X_q, Y_m, Z_{q,m})}{4\pi^2(2g-2+n)} H(\vec{\ell}, \vec{\tau}) \\
&+ \sum_r \int_{\overline{\mathcal{M}}_{g,n}^{U_r+V_r}(\mathbf{L})} dV \frac{\mathcal{K}_T(U_r, V_r)}{4\pi^2(2g-2+n)} H(\vec{\ell}, \vec{\tau}). \tag{7.2}
\end{aligned}$$

where

- Covering space $\overline{\mathcal{M}}_{g,n}^{A_{i,j}}(\mathbf{L})$ is given by

$$\mathcal{M}_{g,n}^{A_{i,j}}(\mathbf{L}) = (l_{A_{i,j}}, \tau_{A_{i,j}}) \times \overline{\mathcal{M}}_{g,n}(\mathbf{L}_{A_{i,j}}) \quad 0 \leq l_{A_{i,j}} \leq \infty \quad 0 \leq \tau_{A_{i,j}} < 2^{-M_{A_{i,j}}} l_{A_{i,j}}, \tag{7.3}$$

where, $\mathbf{L}_{B_{i,k}+C_{i,k}} = (L_1, \dots, L_{i-1}, L_{i+1}, \dots, L_n, B_{i,k}, C_{i,k})$. Space $\overline{\mathcal{M}}_{g,n}(\mathbf{L}_{A_{i,j}})$ denotes the compactified moduli space of Riemann surfaces obtained by removing the pair of pants P_1 inside $\mathcal{R}_{g,n}^0$ with boundary $\partial P_1 = \{L_i, L_j, A_{i,j}\}$.

- Covering space $\overline{\mathcal{M}}_{g,n}^{B_{i,k}+C_{i,k}}(\mathbf{L})$ is given by

$$\begin{aligned}
\overline{\mathcal{M}}_{g,n}^{B_{i,k}+C_{i,k}}(\mathbf{L}) &= (l_{B_{i,k}}, \tau_{B_{i,k}}) \times (l_{C_{i,k}}, \tau_{C_{i,k}}) \times \overline{\mathcal{M}}_{g,n}(\mathbf{L}_{B_{i,k}+C_{i,k}}), \\
&0 \leq l_{B_{i,k}} \leq \infty, \quad 0 \leq \tau_{B_{i,k}} < 2^{-M_{B_{i,k}}} l_{B_{i,k}}, \\
&0 \leq l_{C_{i,k}} \leq \infty, \quad 0 \leq \tau_{C_{i,k}} < 2^{-M_{C_{i,k}}} l_{C_{i,k}}, \tag{7.4}
\end{aligned}$$

where, $\mathbf{L}_{B_{i,k}+C_{i,k}} = (L_1, \dots, L_{i-1}, L_{i+1}, \dots, L_{j-1}, L_{j+1}, \dots, L_n, B_{i,k}, C_{i,k})$. Space $\overline{\mathcal{M}}_{g,n}(\mathbf{L}_{B_{i,k}+C_{i,k}})$ denotes the compactified moduli space of Riemann surfaces with or without disconnected components obtained by removing the pair of pants P_2 inside $\mathcal{R}_{g,n}^0$ with boundary $\partial P_2 = \{L_i, B_{i,k}, C_{i,k}\}$.

- Covering space $\overline{\mathcal{M}}_{g,n}^{X_q+Y_m+Z_{q,m}}(\mathbf{L})$ is given by

$$\begin{aligned}
\mathcal{M}_{g,n}^{X_q+Y_m+Z_{q,m}}(\mathbf{L}) &= (l_{X_q}, \tau_{X_q}) \times (l_{Y_m}, \tau_{Y_m}) \times (l_{Z_{q,m}}, \tau_{Z_{q,m}}) \times \mathcal{M}_{g,n}(\mathbf{L}_{X_q+Y_m+Z_{q,m}}) \\
&0 \leq l_{X_q} \leq \infty, \quad 0 \leq \tau_{X_q} < 2^{-M_{X_q}} l_{X_q}, \\
&0 \leq l_{Y_m} \leq \infty, \quad 0 \leq \tau_{Y_m} < 2^{-M_{Y_m}} l_{Y_m},
\end{aligned}$$

$$0 \leq l_{Z_{q,m}} \leq \infty, \quad 0 \leq \tau_{Z_{q,m}} < 2^{-M_{Z_{q,m}}} l_{Z_{q,m}}, \quad (7.5)$$

where, $\mathbf{L}_{X_q+Y_m+Z_{q,m}} = (L_1, \dots, L_n, X_q, Y_m, Z_{q,m})$. Space $\overline{\mathcal{M}}_{g,n}(\mathbf{L}_{X_q+Y_m+Z_{q,m}})$ denotes the compactified moduli space of Riemann surfaces with or without disconnected components obtained by removing the pair of pants P_3 inside $\mathcal{R}_{g,n}^0$ with boundary $\partial P_3 = \{X_q, Y_m, Z_{q,m}\}$.

- Covering space $\overline{\mathcal{M}}_{g,n}^{U_r+V_r}(\mathbf{L})$ is given by

$$\begin{aligned} \overline{\mathcal{M}}_{g,n}^{U_r+V_r}(\mathbf{L}) &= (l_{U_r}, \tau_{U_r}) \times (l_{V_r}, \tau_{V_r}) \times \overline{\mathcal{M}}_{g,n}(\mathbf{L}_{U_r+V_r}) \\ 0 \leq l_{U_r} &\leq \infty, \quad 0 \leq \tau_{U_r} < 2^{-M_{U_r}} l_{U_r}, \\ 0 \leq l_{V_r} &\leq \infty, \quad 0 \leq \tau_{V_r} < 2^{-M_{V_r}} l_{V_r}, \end{aligned} \quad (7.6)$$

where, $\mathbf{L}_{U_r+V_r} = (L_1, \dots, L_n, U_r)$. Space $\overline{\mathcal{M}}_{g,n}(\mathbf{L}_{U_r+V_r})$ denotes the compactified moduli space of Riemann surfaces obtained by removing the pair of pants P_T inside $\mathcal{R}_{g,n}^0$ with boundary $\partial P_T = \{U_r, V_r, V_r\}$.

In order to integrate over $\overline{\mathcal{M}}_{g,n}(\mathbf{L}_{A_{i,j}})$, $\overline{\mathcal{M}}_{g,n}(\mathbf{L}_{B_{i,k}+C_{i,k}})$, $\overline{\mathcal{M}}_{g,n}(\mathbf{L}_{X_q+Y_m+Z_{q,m}})$ and $\overline{\mathcal{M}}_{g,n}(\mathbf{L}_{U_r+V_r})$, assuming that none of them have zero dimension, we can insert the decomposition of one obtained from the Luo-Tan identity for the associated Riemann surfaces inside the integration. Then, by repeating the above steps we can obtain integrations over lower dimensional moduli spaces. We can continue this, for each integrations, until we obtain only integrations over $3g - 3 + n$ number of infinite two dimensional cones:

$$0 \leq l_{\gamma_i} \leq \infty, \quad 0 \leq \tau_{\gamma_i} < 2^{-M_{\gamma_i}} l_{\gamma_i}, \quad i = 1, \dots, 3g - 3 + n. \quad (7.7)$$

7.2 The Effective Integrals and the Trivalent Graphs

In the previous subsection, we explained a way to express the integration over $\mathcal{M}_{g,n}(\mathbf{L})$ as a sum of collection of integrals over $3g - 3 + n$ number of infinite two dimensional cones, using the Luo-Tan identity. In this subsection, we explain a simple procedure for constructing each term in the above-mentioned collection using trivalent graphs.

Consider the integration of an MCG-invariant function $H(\ell, \tau, l_1, \dots, l_4)$ over $\mathcal{M}_{0,4}(\mathbf{L})$, the moduli space of hyperbolic sphere with four boundaries having geodesic lengths $\mathbf{L} = (L_1, L_2, L_3, L_4)$ with lengths (l_1, l_2, l_3, l_4) .

$$\begin{aligned} &\int_{\mathcal{M}_{0,4}(\mathbf{L})} dV H(\ell, \tau, l_1, \dots, l_4) \\ &= \sum_{i < j; i,j=1}^4 \int_0^\infty \int_0^{\ell_{A_{i,j}}} d\ell_{A_{i,j}} d\tau_{A_{i,j}} \frac{\mathcal{K}_1(l_i, l_j, \ell_{A_{i,j}})}{8\pi^2} H(\ell_{A_{i,j}}, \tau_{A_{i,j}}, l_1, \dots, l_4) \end{aligned}$$

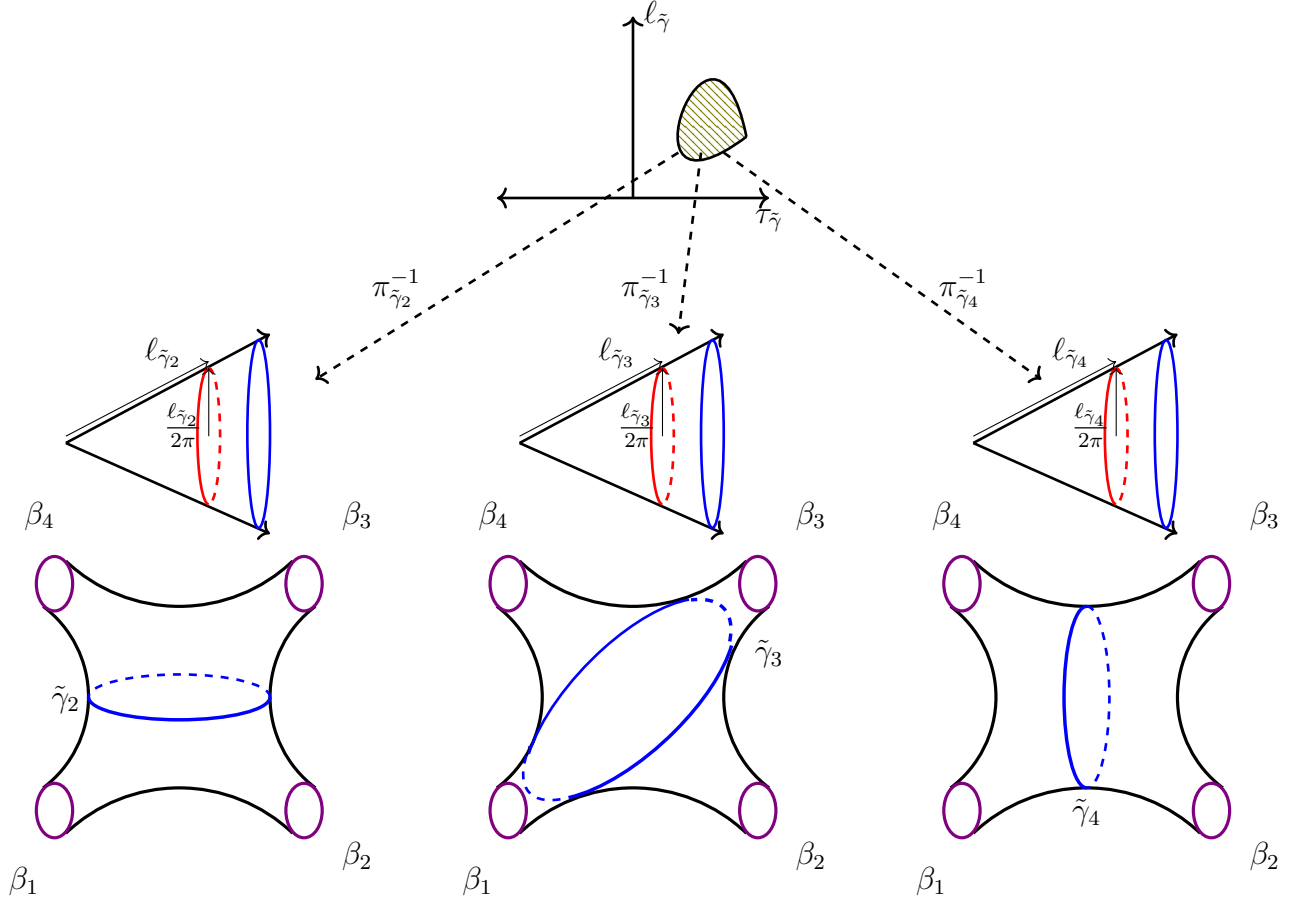


Figure 15: The shaded region represents the moduli space of the hyperbolic sphere with four borders inside the Teichmüller space parametrized using the Fenchel-Nielsen coordinates defined with respect to the curve $\tilde{\gamma}$. The cones with infinite length represent the covering spaces $\mathcal{M}_{0,4}^{\tilde{\gamma}_i}(L_1, \dots, L_4)$ and the dashed gray circles on them have radius $\frac{\ell_{\tilde{\gamma}_i}}{2\pi}$ corresponds to the range of twist parameter associated with the curve $\tilde{\gamma}_i$ having length $\ell_{\tilde{\gamma}_i}$ for $i = 2, 3, 4$. The curves $\tilde{\gamma}_i$ on the hyperbolic sphere with the four borders for $i = 2, 3, 4$ is described below each cone.

$$\begin{aligned}
&= \int_0^\infty \int_0^{\ell_{A_{1,2}}} d\ell_{A_{1,2}} d\tau_{A_{1,2}} \left(\frac{\mathcal{K}_1(l_1, l_2, \ell_{A_{1,2}})}{8\pi^2} + \frac{\mathcal{K}_1(l_3, l_4, \ell_{A_{1,2}})}{8\pi^2} \right) H(\ell_{A_{1,2}}, \tau_{A_{1,2}}, l_1, \dots, l_4) \\
&+ \int_0^\infty \int_0^{\ell_{A_{1,3}}} d\ell_{A_{1,3}} d\tau_{A_{1,3}} \left(\frac{\mathcal{K}_1(l_1, l_3, \ell_{A_{1,3}})}{8\pi^2} + \frac{\mathcal{K}_1(l_2, l_4, \ell_{A_{1,3}})}{8\pi^2} \right) H(\ell_{A_{1,3}}, \tau_{A_{1,3}}, l_1, \dots, l_4) \\
&+ \int_0^\infty \int_0^{\ell_{A_{1,4}}} d\ell_{A_{1,4}} d\tau_{A_{1,4}} \left(\frac{\mathcal{K}_1(l_1, l_4, \ell_{A_{1,4}})}{8\pi^2} + \frac{\mathcal{K}_1(l_2, l_3, \ell_{A_{1,4}})}{8\pi^2} \right) H(\ell_{A_{1,4}}, \tau_{A_{1,4}}, l_1, \dots, l_4).
\end{aligned} \tag{7.8}$$

The simple closed geodesics $A_{1,2}$, $A_{1,3}$ and $A_{1,4}$ provide three distinct pants decompositions of $\mathcal{R}_{0,4}^0$. They correspond to three Feynman diagrams, s-channel, t-channel, u-channel diagrams respectively, in a theory with only cubic interaction vertices, describing the tree level interaction of four external states. We can obtain each terms in the right hand side of (7.8) with the factors that need to be multiplied to the Weil-Petersson form before integrating an arbitrary MCG-invariant function $H(\vec{\ell}, \vec{\tau}, l_1, \dots, l_n)$ can be obtained by following the general procedure described below.

The Algorithm

1. Draw all possible trivalent graphs with g loops and n -external legs. Each graph corresponds to a specific pants decomposition of \mathcal{R} , genus g hyperbolic Riemann surface with n borders (L_1, \dots, L_n) .
2. Each cubic vertex of a trivalent graph represents a pair of pants in the pants decomposition associated with the graph. Assign a function with each cubic vertices as follows:
 - (a) For a vertex that contain no external leg, assign the function $\frac{\mathcal{K}_3(\ell_a, \ell_b, \ell_c)}{4\pi^2}$, where ℓ_a, ℓ_b, ℓ_c are the lengths of the boundaries of the associated pair of pants.
 - (b) For a vertex that contain only one external leg representing the boundary L_i of \mathcal{R} , assign the function $\frac{\mathcal{K}_2(l_i, \ell_b, \ell_c)}{4\pi^2}$, where l_i is the length of the boundary L_i and ℓ_b, ℓ_c are the lengths of the remaining boundaries of the associated pair of pants.
 - (c) For a vertex that contain only two external legs representing the boundary L_i, L_j of \mathcal{R} , assign the function $\frac{\mathcal{K}_1(l_i, l_j, \ell_c)}{4\pi^2}$, where l_i, l_j are the lengths of the boundaries L_i, L_j respectively and ℓ_c is the length of the remaining boundary of the associated pair of pants.
 - (d) For a vertex that has a contraction between two legs in the vertex, assign the function $\frac{\mathcal{K}_T(\ell_a, \ell_b, \ell_b)}{4\pi^2}$, where ℓ_b is the identified boundaries of the associated pair of pants and ℓ_a is the length of the remaining boundary.
3. Let us denote the Fenchel-Nielsen parameters associated the pants decomposition $\mathcal{P}_{\mathbf{D}_j} = \{\mathcal{C}_1^{\mathbf{D}_j}, \dots, \mathcal{C}_{3g-3+n}^{\mathbf{D}_j}\}$ of \mathcal{R} corresponds to the trivalent graph denoted by \mathbf{D}_j , having g loops and n external states, built using $N = 2g - 2 + n$ number of elementary cubic vertex by $(\vec{\ell}^{\mathbf{D}_j}, \vec{\tau}^{\mathbf{D}_j}) = (\ell_1^{\mathbf{D}_j}, \tau_1^{\mathbf{D}_j}, \dots, \ell_{3g-3+n}^{\mathbf{D}_j}, \tau_{3g-3+n}^{\mathbf{D}_j})$. Then \mathbf{D}_j has to be evaluated using the following prescription:
 - (a) Disconnect one cubic vertex from \mathbf{D}_j and replace it with the function associated multiplied by the symmetry factor associated with this process.

The resulting trivalent graph contains $N - 1$ cubic vertices. It may or may not have disconnected components. Delete all those disconnected components in the resulting graph that contain only one cubic vertex and no loop. This process can be done in N ways, since, there are N cubic vertices in \mathbf{D}_j . Denote the set of N trivalent graphs multiplied with appropriate factors obtained this way by \mathcal{S} . Add all the elements in \mathcal{S} and divide them with the cardinality of \mathcal{S} . Repeat this process for each trivalent graphs in the sum, until no more graphs are left. At this stage, we obtain a sum over a number of terms, without any trivalent graphs. Let us call this sum $F_{\mathbf{D}_j}(\bar{\ell}^{\mathbf{D}_j}, l_1, \dots, l_n)$.

(b) Second step is to express the MCG-invariant function in terms of the Fenchel-Nielsen coordinates associated with the pants decomposition $\mathcal{P}_{\mathbf{D}_j}$. We denote it by $H_{\mathbf{D}_j}(\bar{\ell}^{\mathbf{D}_j}, \bar{\tau}^{\mathbf{D}_j}, l_1, \dots, l_n)$

(c) The last step is to integrate the function $F_{\mathbf{D}_j}(\bar{\ell}^{\mathbf{D}_j}, l_1, \dots, l_n) H_{\mathbf{D}_j}(\bar{\ell}^{\mathbf{D}_j}, \bar{\tau}^{\mathbf{D}_j}, l_1, \dots, l_n)$ associated with \mathbf{D}_j . For this replace the i^{th} internal propagator (edge) of \mathbf{D}_j with an integration over the Fenchel-Nielsen parameters $(\ell_i^{\mathbf{D}_j}, \tau_i^{\mathbf{D}_j})$ for $i = 1, \dots, N$ over the following region:

$$\begin{aligned} 0 \leq \tau_i^{\mathbf{D}_j} \leq 2^{-M_i} \ell_i^{\mathbf{D}_j} & \quad i = 1, \dots, N \\ 0 \leq \ell_i^{\mathbf{D}_j} < \infty & \quad i = 1, \dots, N \end{aligned} \quad (7.9)$$

where, $M_i = 1$ if cutting along the i^{th} internal propagator removes a digram with one leg and one loop from \mathbf{D}_j ; otherwise, $M_i = 0$.

4. Finally, we need to add the contributions from all the trivalent graphs with g loops and n -external legs:

$$\begin{aligned} \int_{\mathcal{M}_{g,n}(\mathbf{L})} dV H(\vec{\ell}, \vec{\tau}, l_1, \dots, l_n) &= \sum_{\mathbf{D}_j} \int_0^\infty d\ell_1^{\mathbf{D}_j} \int_0^{2^{-M_1} \ell_1^{\mathbf{D}_j}} d\tau_1^{\mathbf{D}_j} \dots \int_0^\infty d\ell_Q^{\mathbf{D}_j} \int_0^{2^{-M_Q} \ell_Q^{\mathbf{D}_j}} d\tau_Q^{\mathbf{D}_j} \\ &\quad \times \left[F_{\mathbf{D}_j}(\bar{\ell}^{\mathbf{D}_j}, l_1, \dots, l_n) H_{\mathbf{D}_j}(\bar{\ell}^{\mathbf{D}_j}, \bar{\tau}^{\mathbf{D}_j}, l_1, \dots, l_n) \right], \end{aligned} \quad (7.10)$$

where $Q = 3g - 3 + n$.

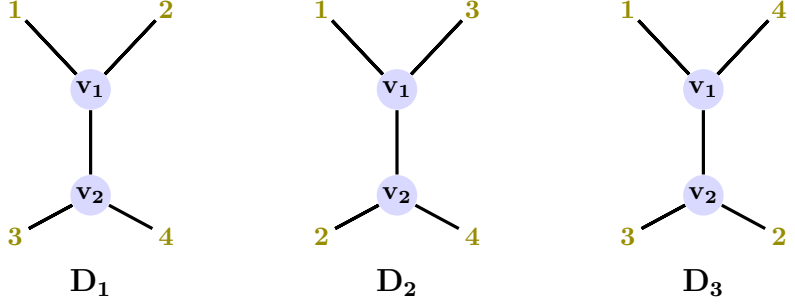
Example 1: The Integration over $\mathcal{M}_{0,4}(\mathbf{L})$

The integration of the MCG-invariant $H(\ell, \tau, l_1, \dots, l_4)$ over $\mathcal{M}_{0,4}(\mathbf{L})$ can be

expressed as

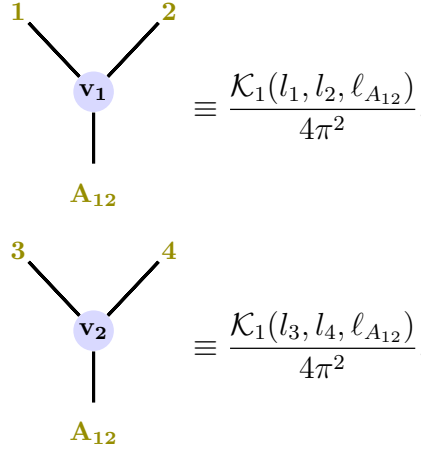
$$\begin{aligned} & \int_{\mathcal{M}_{0,4}(\mathbf{L})} d\ell d\tau H(\ell, \tau, l_1, \dots, l_4) \\ &= \sum_{j=1}^3 \int_0^\infty d\ell^{\mathbf{D}_j} \int_0^{\ell^{\mathbf{D}_j}} d\tau^{\mathbf{D}_j} F_{\mathbf{D}_j}(\ell^{\mathbf{D}_j}, l_1, \dots, l_4) H_{\mathbf{D}_j}(\ell^{\mathbf{D}_j}, \tau^{\mathbf{D}_j}, l_1, \dots, l_4). \end{aligned} \quad (7.11)$$

The relevant trivalent graphs are the following:



$$\begin{array}{ccc} \begin{array}{c} \text{1} \quad \text{2} \\ \diagdown \quad \diagup \\ \text{v}_1 \\ | \\ \text{v}_2 \\ \diagup \quad \diagdown \\ \text{3} \quad \text{4} \\ \mathbf{D}_1 \end{array} & \begin{array}{c} \text{1} \quad \text{3} \\ \diagdown \quad \diagup \\ \text{v}_1 \\ | \\ \text{v}_2 \\ \diagup \quad \diagdown \\ \text{2} \quad \text{4} \\ \mathbf{D}_2 \end{array} & \begin{array}{c} \text{1} \quad \text{4} \\ \diagdown \quad \diagup \\ \text{v}_1 \\ | \\ \text{v}_2 \\ \diagup \quad \diagdown \\ \text{3} \quad \text{2} \\ \mathbf{D}_3 \end{array} \end{array} \quad (7.12)$$

Let us focus on the graph \mathbf{D}_1 . The function associated with vertices \mathbf{v}_1 and \mathbf{v}_2 are given below



$$\begin{array}{c} \begin{array}{c} \text{1} \quad \text{2} \\ \diagdown \quad \diagup \\ \text{v}_1 \\ | \\ \text{A}_{12} \end{array} \equiv \frac{\mathcal{K}_1(l_1, l_2, \ell_{A_{12}})}{4\pi^2}, \\ \begin{array}{c} \text{3} \quad \text{4} \\ \diagdown \quad \diagup \\ \text{v}_2 \\ | \\ \text{A}_{12} \end{array} \equiv \frac{\mathcal{K}_1(l_3, l_4, \ell_{A_{12}})}{4\pi^2}, \end{array} \quad (7.13)$$

where the simple closed geodesic A_{12} on \mathcal{R} , hyperbolic Riemann surface with genus 0 and four borders provide the pants decomposition corresponds to \mathbf{D}_1 . Next, we find the factor $F_{\mathbf{D}_1}(\ell^{\mathbf{D}_1}, l_1, \dots, l_4)$ associated \mathbf{D}_1 following the prescription discussed

above:

$$\begin{aligned}
& \begin{array}{c} \text{1} \quad \text{2} \\ \diagdown \quad \diagup \\ \text{v}_1 \\ | \\ \text{v}_2 \\ \diagup \quad \diagdown \\ \text{3} \quad \text{4} \\ \text{D}_1 \end{array} \longrightarrow \frac{1}{2} \left(\begin{array}{c} \text{1} \quad \text{2} \\ \diagdown \quad \diagup \\ \text{v}_1 \\ | \\ \text{A}_{12} \end{array} \frac{\mathcal{K}_1(l_3, l_4, \ell^{\text{D}_1})}{4\pi^2} + \begin{array}{c} \text{3} \quad \text{4} \\ \diagdown \quad \diagup \\ \text{v}_2 \\ | \\ \text{A}_{12} \end{array} \frac{\mathcal{K}_1(l_1, l_2, \ell^{\text{D}_1})}{4\pi^2} \right) \\
& \longrightarrow \frac{1}{2} \left(\frac{\mathcal{K}_1(l_1, l_2, \ell^{\text{D}_1})}{4\pi^2} + \frac{\mathcal{K}_1(l_3, l_4, \ell^{\text{D}_1})}{4\pi^2} \right), \tag{7.14}
\end{aligned}$$

By repeating this for other Feynman diagrams also, we find that

$$\begin{aligned}
F_{\text{D}_1}(\ell^{\text{D}_1}, l_1, \dots, l_4) &= \frac{1}{2} \left(\frac{\mathcal{K}_1(l_1, l_2, \ell^{\text{D}_1})}{4\pi^2} + \frac{\mathcal{K}_1(l_3, l_4, \ell^{\text{D}_1})}{4\pi^2} \right), \\
F_{\text{D}_2}(\ell^{\text{D}_2}, l_1, \dots, l_4) &= \frac{1}{2} \left(\frac{\mathcal{K}_1(l_1, l_3, \ell^{\text{D}_2})}{4\pi^2} + \frac{\mathcal{K}_1(l_2, l_4, \ell^{\text{D}_2})}{4\pi^2} \right), \\
F_{\text{D}_3}(\ell^{\text{D}_3}, l_1, \dots, l_4) &= \frac{1}{2} \left(\frac{\mathcal{K}_1(l_1, l_4, \ell^{\text{D}_3})}{4\pi^2} + \frac{\mathcal{K}_1(l_2, l_3, \ell^{\text{D}_3})}{4\pi^2} \right). \tag{7.15}
\end{aligned}$$

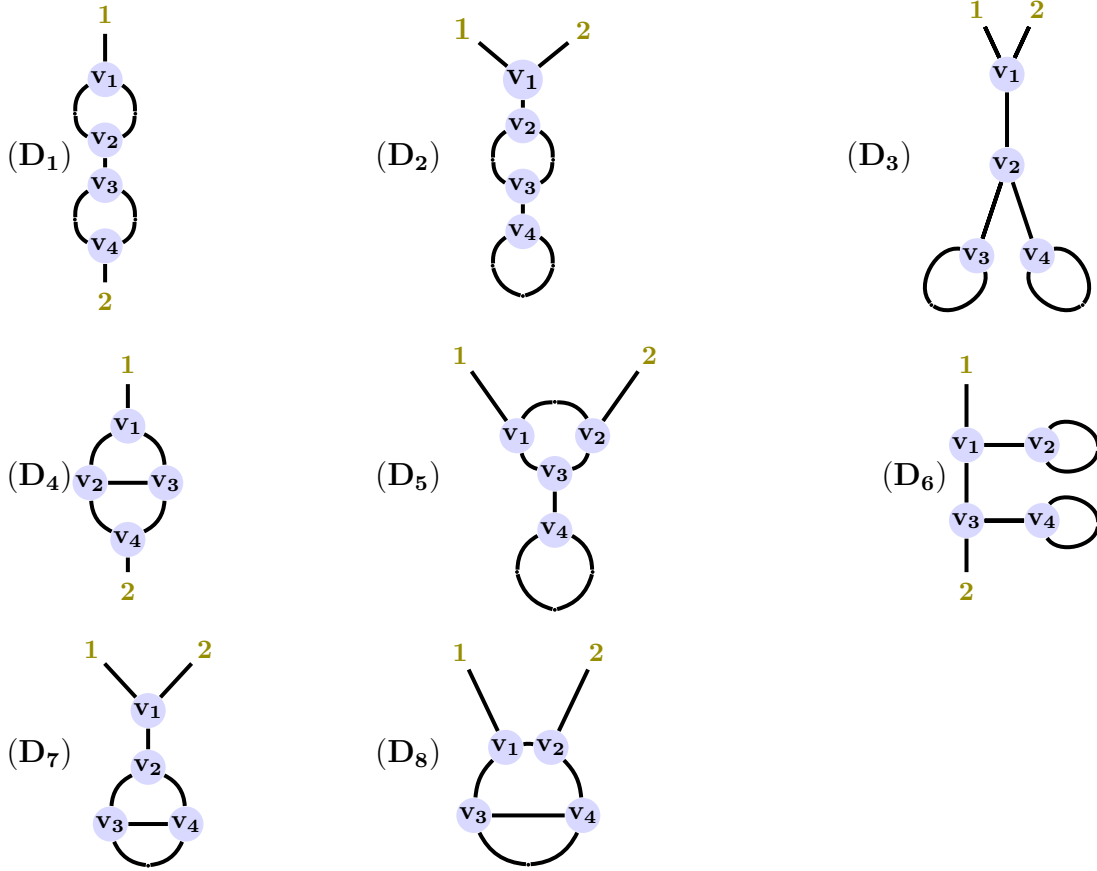
Plugging these expressions in (8.10) we reproduce the correct expression for the integral of $H(\ell, \tau)$ over $\mathcal{M}_{0,4}(\mathbf{L})$ given in (7.8).

Example 2: The integration over $\mathcal{M}_{2,2}(\mathbf{L})$

The integration over $\mathcal{M}_{2,2}(\mathbf{L})$ can be expressed as

$$\begin{aligned}
& \int_{\mathcal{M}_{g,n}(\mathbf{L})} dV H(\vec{\ell}, \vec{\tau}, l_1, l_2) \\
&= \sum_{\mathbf{D}_j} \int_0^\infty d\ell_1^{\mathbf{D}_j} \int_0^{2^{-M_1}\ell_1^{\mathbf{D}_j}} d\tau_1^{\mathbf{D}_j} \dots \int_0^\infty d\ell_4^{\mathbf{D}_j} \int_0^{2^{-M_4}\ell_4^{\mathbf{D}_j}} d\tau_4^{\mathbf{D}_j} F_{\mathbf{D}_j}(\vec{\ell}^{\mathbf{D}_j}, l_1, l_2) H_{\mathbf{D}_j}(\vec{\ell}^{\mathbf{D}_j}, \vec{\tau}^{\mathbf{D}_j}, l_1, l_2). \tag{7.16}
\end{aligned}$$

The relevant trivalent graphs are given below



To elucidate the general procedure, below we describe the computation of $F_{\mathbf{D}_2}(\vec{\ell}^{\mathbf{D}_2}, l_1, l_2)$. The functions associated with vertices $\mathbf{v}_1, \mathbf{v}_2, \mathbf{v}_3$ and \mathbf{v}_4 are the following:

$$\begin{aligned}
 & \begin{array}{c} 1 \quad 2 \\ \diagdown \quad \diagup \\ \mathbf{v}_1 \\ | \\ \mathbf{A}_1 \end{array} \equiv \frac{\mathcal{K}_1(l_1, l_2, \ell_{A_{12}})}{4\pi^2}, & \begin{array}{c} \mathbf{A}_1 \\ | \\ \mathbf{v}_2 \\ \diagup \quad \diagdown \\ \mathbf{A}_2 \quad \mathbf{A}_3 \end{array} \equiv \frac{\mathcal{K}_3(\ell_{A_1}, \ell_{A_2}, \ell_{A_3})}{4\pi^2}, \\
 & \begin{array}{c} \mathbf{A}_2 \quad \mathbf{A}_3 \\ \diagdown \quad \diagup \\ \mathbf{v}_3 \\ | \\ \mathbf{A}_4 \end{array} \equiv \frac{\mathcal{K}_3(\ell_{A_2}, \ell_{A_3}, \ell_{A_4})}{4\pi^2}, & \begin{array}{c} \mathbf{A}_4 \\ | \\ \mathbf{v}_4 \\ \bigcirc \end{array} \equiv \frac{\mathcal{K}_T(\ell_{A_4}, \ell_{A_5}, \ell_{A_5})}{4\pi^2}. \quad (7.17)
 \end{aligned}$$

Then, $F_{\mathbf{D}_2}(\vec{\ell}^{\mathbf{D}_2}, l_1, l_2)$ can be found following the general procedure. For this, disconnect a cubic vertex from the Feynman diagram \mathbf{D}_2 in all possible ways as described

below:

$$\begin{aligned}
& \xrightarrow{\quad} \frac{\mathcal{K}_1(l_1, l_2, \ell_1^{\mathbf{D}_2})}{16\pi^2} \text{ (graph with } v_2, v_3, v_4 \text{ and } A_1) + \frac{2\mathcal{K}_3(\ell_{A_1}, \ell_2^{\mathbf{D}_2}, \ell_3^{\mathbf{D}_2})}{16\pi^2} \text{ (graph with } v_3, v_4 \text{ and } A_2, A_3) \\
& + \frac{2\mathcal{K}_3(\ell_2^{\mathbf{D}_2}, \ell_3^{\mathbf{D}_2}, \ell_4^{\mathbf{D}_2})}{16\pi^2} \text{ (graph with } v_1, v_2, v_4 \text{ and } A_4) + \frac{\mathcal{K}_T(\ell_4^{\mathbf{D}_2}, \ell_5^{\mathbf{D}_2}, \ell_5^{\mathbf{D}_2})}{16\pi^2} \text{ (graph with } v_1, v_2, v_3 \text{ and } A_4)
\end{aligned}
\tag{7.18}$$

Here, we replaced the disconnected vertex with the function assigned to it, multiplied by the symmetry factor associated with this process and deleted the disconnected components of the resultant trivalent graph that contain only single cubic vertex with no loop. Then, we performed the summation over all the resulting diagrams and divide by the total number of vertices in the original graph. By repeating the same steps for the resulting trivalent graphs we can obtain $F_{\mathbf{D}_2}(\vec{\ell}^{\mathbf{D}_2}, l_1, l_2)$. Similarly, using the trivalent graphs \mathbf{D}_j , $j = 1, 3, \dots, 8$ we can compute the functions $F_{\mathbf{D}_j}(\vec{\ell}^{\mathbf{D}_j}, l_1, l_2)$, $j = 1, 3, \dots, 8$.

8 Integration using the Mirzakhani-McShane Identity

In the previous section, we explained a procedure for expressing the integration over the moduli space of Riemann surfaces as a sum of integrals over well defined regions inside the Teichmüller space of Riemann surfaces described via the Fenchel-Nielsen coordinates using the Luo-Tan identity. The main drawback of this procedure is that the functions which we need to introduce in the integrand of each integrals in the sum are highly complicated functions of the Fenchel-Nielsen coordinates. In the case of hyperbolic Riemann surfaces with at least one border or puncture, this drawback can be cured by using the Mirzakhani-McShane identity, instead of the Luo-Tan identity. The Mirzakhani-McShane identity provides a function defined on

the Teichmüller space such that the sum of its value over the elements of each orbit of $\text{Mod}_{g,n}$ is a constant independent of the orbit [38, 39]. However, unlike the Luo-Tan identity, the Mirzakhani-McShane identity is valid only on hyperbolic Riemann surface having at least one boundary or puncture. Consequently, only by using the integration procedure described in this section, we can not computing the vacuum amplitudes in string theory.

8.1 The Mirzakhani-McShane Identity

Before stating the Mirzakhani-McShane identity, let us discuss some aspects of infinite simple geodesic rays on a hyperbolic pair of pants. Consider $P(x_1, x_2, x_3)$, the unique hyperbolic pair of pants with the geodesic boundary curves (B_1, B_2, B_3) such that

$$l_{B_i}(P) = x_i \quad i = 1, 2, 3.$$

$P(x_1, x_2, x_3)$ is constructed by pasting two copies of the (unique) right hexagons along the three edges. The edges of the right hexagons are the geodesics that meet perpendicularly with the non-adjacent sides of length $\frac{x_1}{2}$, $\frac{x_2}{2}$ and $\frac{x_3}{2}$. Consequently, $P(x_1, x_2, x_3)$ admits a reflection involution symmetry \mathcal{J} which interchanges the two hexagons. Such a hyperbolic pair of pants has five complete geodesics disjoint from B_1, B_2 and B_3 . Two of these geodesics meet the border B_1 , say at positions z_1 and z_2 , and spiral around the border B_2 , see figure (16). Similarly, the other two geodesics meet the border B_1 , say at y_1 and y_2 , and spiral around the border B_3 . The simple geodesic that emanates perpendicularly from the border B_1 to itself meet the border B_1 perpendicularly at two points, say at w_1 and w_2 , is the fifth complete geodesic. The involution symmetry \mathcal{J} relates the two points w_1 and w_2 , i.e. $\mathcal{J}(w_1) = w_2$. Likewise, $\mathcal{J}(z_1) = z_2$ and $\mathcal{J}(y_1) = y_2$. The geodesic length of the interval between z_1 and z_2 along the boundary β_1 containing w_1 and w_2 is given by [39]

$$\mathcal{D}(x_1, x_2, x_3) = x_1 - \ln \left(\frac{\cosh(\frac{x_2}{2}) + \cosh(\frac{x_1+x_3}{2})}{\cosh(\frac{x_2}{2}) + \cosh(\frac{x_1-x_3}{2})} \right). \quad (8.1)$$

Twice of the geodesic distance between the two geodesics that are perpendicular to the boundary B_1 and spiralling around the boundary B_2 and the boundary B_3 is given by [39]

$$\mathcal{E}(x_1, x_2, x_3) = 2 \ln \left(\frac{e^{\frac{x_1}{2}} + e^{\frac{x_2+x_3}{2}}}{e^{-\frac{x_1}{2}} + e^{\frac{x_2+x_3}{2}}} \right). \quad (8.2)$$

We say that three isotopy classes of the connected simple closed curves $(\alpha_1, \alpha_2, \alpha_3)$ on \mathcal{R} , a genus g hyperbolic Riemann surface with n borders $\mathbf{L} = (L_1, \dots, L_n)$ having lengths (l_1, \dots, l_n) , bound a pair of pants if there exists an embedded pair of pants $P \subset \mathcal{R}$ such that $\partial P = \{\alpha_1, \alpha_2, \alpha_3\}$. The boundary curves can have vanishing

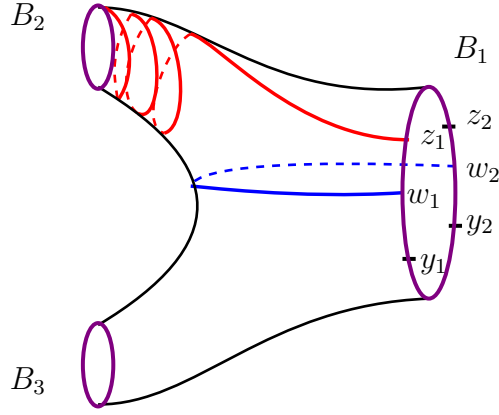


Figure 16: The complete geodesics that are disjoint from B_2, B_3 and orthogonal to B_1 .

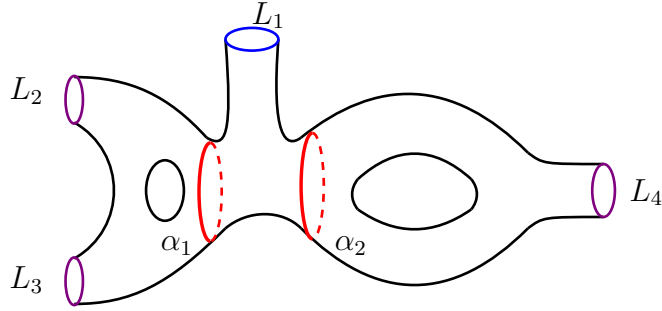


Figure 17: Scissoring the surface along the curve $\alpha_1 + \alpha_2$ produces a pair of pants, a genus 1 surface with 3 borders and a genus 1 surface with 2 borders.

lengths, which turns a boundary to a puncture. Following definitions are useful:

- For $1 \leq i \leq n$, we define \mathcal{F}_i be the set of unordered pairs of isotopy classes of the simple closed curves $\{\alpha_1, \alpha_2\}$ bounding a pairs of pants with L_i such that $\alpha_1, \alpha_2 \notin \partial(\mathcal{R})$ (see figure (17) and (18)).
- For $1 \leq i \neq j \leq n$, we define $\mathcal{F}_{i,j}$ be the set of isotopy classes of the simple closed curves γ bounding a pairs of pants containing the borders L_i and L_j (see figure (19)).

Let us state the Mirzakhani-McShane identity for hyperbolic bordered surfaces. For any genus g hyperbolic Riemann surface $\mathcal{R} \in \mathcal{T}_{g,n}(l_1, \dots, l_n)$ with n borders L_1, \dots, L_n having lengths l_1, \dots, l_n , satisfying $3g - 3 + n > 0$, we have

$$\sum_{\{\alpha_1, \alpha_2\} \in \mathcal{F}_1} \mathcal{D}(l_1, l_{\alpha_1}(\mathcal{R}), l_{\alpha_2}(\mathcal{R})) + \sum_{i=2}^n \sum_{\gamma \in \mathcal{F}_{1,i}} \mathcal{E}(l_1, l_i, l_{\gamma}(\mathcal{R})) = l_1. \quad (8.3)$$

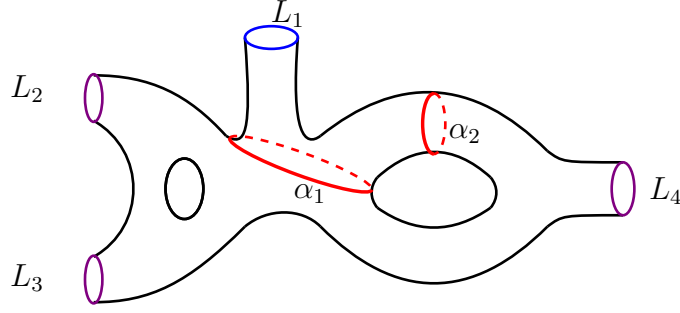


Figure 18: Scissoring the surface along the curve $\alpha_1 + \alpha_2$ produces a pair of pants and genus 1 surface with 5 borders.

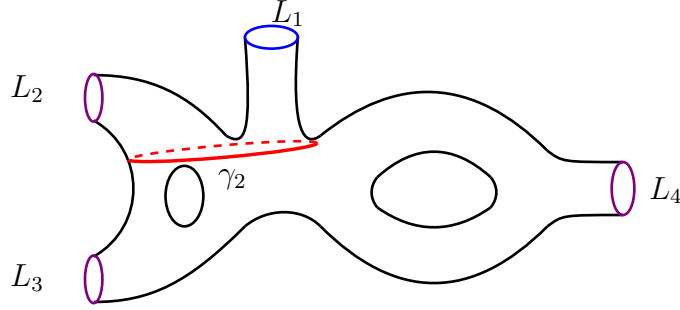


Figure 19: Scissoring the surface along the curve γ_2 produces a pair of pants and a genus 2 surface with 3 borders.

We use this identity write down a decomposition of unity:

$$1 = \sum_k \sum_{\{\alpha_1^k, \alpha_2^k\} \in \mathcal{F}_1^k} \frac{\mathcal{D}(l_1, l_{\alpha_1^k}(\mathcal{R}), l_{\alpha_2^k}(\mathcal{R}))}{l_1} + \sum_{i=2}^n \sum_{\gamma \in \mathcal{F}_{1,i}} \frac{\mathcal{E}(l_1, l_i, l_\gamma(\mathcal{R}))}{l_1}. \quad (8.4)$$

Here, we decomposed the summation over each simple closed geodesics that are disjoint from the boundaries into a sum over a set of simple closed geodesic that are related each other by the action of MCG and a sum over a discrete variable which differentiate the class of simple closed geodesics that are not related by the action of MCG.

Let us discuss the integration of an MCG-invariant function $H(\vec{\ell}, \vec{\tau})$ over the moduli space $\overline{\mathcal{M}}_{g,n}(\mathbf{L})$. We can decompose the integral by inserting the Mirzakhani-McShane identity (8.4) inside the integration to obtain

$$\int_{\overline{\mathcal{M}}_{g,n}(\mathbf{L})} dV H(\vec{\ell}, \vec{\tau}) = \sum_k \int_{\overline{\mathcal{M}}_{g,n}^{\alpha_1^k + \alpha_2^k}(\mathbf{L})} dV \frac{\mathcal{D}(l_1, l_{\alpha_1^k}, l_{\alpha_2^k})}{l_1} H(\vec{\ell}, \vec{\tau})$$

$$+ \sum_{i=2}^n \int_{\overline{\mathcal{M}}_{g,n}^{\gamma_i}(\mathbf{L})} dV \frac{\mathcal{E}(l_1, l_i, l_{\gamma_i})}{l_1} H(\vec{\ell}, \vec{\tau}), \quad (8.5)$$

where $dV \equiv d\ell_1 \wedge d\tau_1 \wedge \cdots \wedge d\ell_{3g-3+n} \wedge d\tau_{3g-3+n}$. The sum over k denotes the summation over distinct pair of curves $\{\alpha_1^k, \alpha_2^k\}$ in \mathcal{F}_1^k that can not be related via the MCG action and γ_i is a representative curve from the set $\mathcal{F}_{1,i}$. $\overline{\mathcal{M}}_{g,n}^{\alpha_1^k + \alpha_2^k}(\mathbf{L})$ denotes the covering space of the compactified moduli space $\overline{\mathcal{M}}_{g,n}(\mathbf{L})$ that is associated with the curve $\alpha_1^k + \alpha_2^k$ and $\overline{\mathcal{M}}_{g,n}^{\gamma_i}(\mathbf{L})$ denotes the covering space of the compactified moduli space $\overline{\mathcal{M}}_{g,n}(\mathbf{L})$ that is associated with the curve γ_i . These spaces have been defined by (5.21). The covering space $\overline{\mathcal{M}}_{g,n}^{\gamma_i}(\mathbf{L})$ can be understood as a fibration over an infinite cone

$$\overline{\mathcal{M}}_{g,n}(\mathbf{L}_{\gamma_i}) \times (\ell_{\gamma_i}, \tau_{\gamma_i}), \quad 0 \leq \tau_{\gamma_i} < 2^{-M_{\gamma_i}} \ell_{\gamma_i}, \quad 0 \leq \ell_{\gamma_i} \leq \infty, \quad (8.6)$$

where $\overline{\mathcal{M}}_{g,n}(\mathbf{L}_{\gamma_i})$ denotes the compactified moduli space of the hyperbolic surface obtained by cutting the surface \mathcal{R} (might contain disconnected surfaces) along the curve γ_i having length ℓ_{γ_i} . Here $M_{\gamma_i} = 1$ if γ_i bounds a torus with one boundary component otherwise $M_{\gamma_i} = 0$. Likewise, the covering space $\overline{\mathcal{M}}_{g,n}^{\alpha_1^k + \alpha_2^k}(\mathbf{L})$ can be understood as a fibration over two infinite cones

$$\begin{aligned} & \overline{\mathcal{M}}_{g,n}(\mathbf{L}_{\alpha_1^k + \alpha_2^k}) \times (\ell_{\alpha_1^k}, \tau_{\alpha_1^k}) \times (\ell_{\alpha_2^k}, \tau_{\alpha_2^k}), \\ & 0 \leq \tau_{\alpha_1^k} < 2^{-M_{\alpha_1^k}} \ell_{\alpha_1^k}, \quad 0 \leq \ell_{\alpha_1^k} \leq \infty, \\ & 0 \leq \tau_{\alpha_2^k} < 2^{-M_{\alpha_2^k}} \ell_{\alpha_2^k}, \quad 0 \leq \ell_{\alpha_2^k} \leq \infty, \end{aligned} \quad (8.7)$$

where $\overline{\mathcal{M}}_{g,n}(\mathbf{L}_{\alpha_1^k + \alpha_2^k})$ denote the compactified moduli space of the hyperbolic surface obtained by cutting the surface $\mathcal{R}_{g,n}$ (might contain disconnected surfaces) along the curves α_1^k having length $\ell_{\alpha_1^k}$ and α_2^k having length $\ell_{\alpha_2^k}$.

Thus, the integration of an MCG-invariant function over the moduli space can be decomposed into sum of several integrals by inserting the Mirzakhani-McShane identity. The integration region of each of these integrals is given by certain infinite cones and lower dimensional moduli spaces. These cones corresponds to the Fenchel-Nielsen length and twist parameters defined with respect to the curve γ_i or curves (α_1^k, α_2^k) along which the hyperbolic surface \mathcal{R} is supposed to be scissored to separate out a pair of pants. The moduli space of the surface obtained after removing this pair of pants is the lower dimensional moduli space mentioned above. We can again insert the Mirzakhani-McShane identity for the leftover surface or surfaces inside the remaining integrals. This will decompose each integrals into sum of the integrals with the integration over infinite cone or cones and lower dimensional moduli space (or spaces) that corresponds to the moduli space of the surface after removing a specific pair of pants from the left over surface. We can continue this process until

we end up with only a set of pair of pants as component surfaces. At this last stage, we will have a sum of the integrals with the integration region corresponds to only a set of infinite cones. Below we describe a systematic algorithm for determining this effective expression for the the integration of an MCG-invariant function over the moduli space.

8.2 The Algorithm

1. Draw all possible trivalent graphs with g loops and n -external legs. Each graph corresponds to a specific pairs of pants decomposition of \mathcal{R} . Each cubic vertex of trivalent graph represents a pair of pants in the pants decomposition associated with the graph.
2. Let us denote the Fenchel-Nielsen parameters associated with the pants decomposition $\mathcal{P}_{\mathbf{D}_j} = \{c_1^{\mathbf{D}_j}, \dots, c_{3g-3+n}^{\mathbf{D}_j}\}$ of \mathcal{R} corresponding to the trivalent graph denoted by \mathbf{D}_j , having g loops and n external states, built using $N = 2g - 2 + n$ number of elementary cubic vertex by $(\vec{\ell}^{\mathbf{D}_j}, \vec{\tau}^{\mathbf{D}_j}) = (\ell_1^{\mathbf{D}_j}, \tau_1^{\mathbf{D}_j}, \dots, \ell_{3g-3+n}^{\mathbf{D}_j}, \tau_{3g-3+n}^{\mathbf{D}_j})$. Then \mathbf{D}_j has to be evaluated using the following prescription:
 - (a) Label the external legs of \mathbf{D}_j as $L_1^{\mathbf{D}_j}, \dots, L_n^{\mathbf{D}_j}$. Assume that the boundary curve of the surface \mathcal{R} represented by the external leg $L_i^{\mathbf{D}_j}$ has length $l_i^{\mathbf{D}_j}$ for $i = 1, \dots, n$.
 - (b) Disconnect the cubic vertex that contain the external leg labelled as $L_1^{\mathbf{D}_j}$ from \mathbf{D}_j and replace it with the following function multiplied with the symmetry factor associated with this process:
 - Assume that the vertex carry no external leg of \mathbf{D}_j other than $L_1^{\mathbf{D}_j}$.
 - i. If the graph obtained as a result of disconnecting this vertex from \mathbf{D}_j contain two disconnected trivalent graphs, say $\mathbf{D}_{j,1}^1$ and $\mathbf{D}_{j,2}^1$, then label the external leg of $\mathbf{D}_{j,k}^1$ that is not induced from the diagram \mathbf{D}_j as $L^{\mathbf{D}_{j,k}^1}$ for $k = 1, 2$ and replace the disconnected cubic vertex with the function $\frac{1}{l_1^{\mathbf{D}_j}} \mathcal{D} \left(l_1^{\mathbf{D}_j}, \ell^{\mathbf{D}_{j,1}^1}, \ell^{\mathbf{D}_{j,2}^1} \right)$, where $\ell^{\mathbf{D}_{j,k}^1}$ denotes the length of the simple closed geodesic $L^{\mathbf{D}_{j,k}^1}$ for $k = 1, 2$.
 - ii. If the graph obtained as a result of disconnecting this vertex from \mathbf{D}_j is a connected trivalent graphs, say \mathbf{D}_j^2 , then label the two external legs of \mathbf{D}_j^2 that are not induced from the diagram \mathbf{D}_j as $L_1^{\mathbf{D}_j^2}, L_2^{\mathbf{D}_j^2}$ and replace the disconnected cubic vertex with the function $\frac{1}{l_1^{\mathbf{D}_j}} \mathcal{D} \left(l_1^{\mathbf{D}_j}, \ell_1^{\mathbf{D}_j^2}, \ell_2^{\mathbf{D}_j^2} \right)$, where $\ell_k^{\mathbf{D}_j^2}$ denotes the length of the simple closed geodesic $L_k^{\mathbf{D}_j^2}$ for $k = 1, 2$.

- Assume that the vertex carry no external leg of \mathbf{D}_j other than $L_1^{\mathbf{D}_j}$ and $L_i^{\mathbf{D}_j}$. Disconnecting the vertex produces a new connected diagram, say \mathbf{D}_j^2 . Label the external leg of \mathbf{D}_j^2 that is not induced from the diagram \mathbf{D}_j as $L^{\mathbf{D}_j^2}$. Replace the disconnected cubic vertex with the function $\frac{1}{\ell_1^{\mathbf{D}_j}} \mathcal{E} \left(l_1^{\mathbf{D}_j}, l_i^{\mathbf{D}_j}, \ell^{\mathbf{D}_j^2} \right)$, where $\ell^{\mathbf{D}_j^2}$ denotes the length of the simple closed geodesic $L^{\mathbf{D}_j^2}$.
- (c) Delete all those disconnected components in the resulting trivalent graph that has only one cubic vertex and no loop.
- (d) Repeat this process until no more graphs are left. At this stage, we obtain function of lengths of various simple closed geodesics on \mathcal{R} . Let us call this sum $G_{\mathbf{D}_j} \left(\vec{\ell}^{\mathbf{D}_j}, l_1, \dots, l_n \right)$.
- (e) Find the expression of the MCG-invariant function in terms of the Fenchel-Nielsen coordinates associated with the pants decomposition $\mathcal{P}_{\mathbf{D}_j}$ corresponds to \mathbf{D}_j .
- (f) Integrate the function $G_{\mathbf{D}_j} \left(\vec{\ell}^{\mathbf{D}_j}, l_1, \dots, l_n \right) H_{\mathbf{D}_j} \left(\vec{\ell}^{\mathbf{D}_j}, \vec{\tau}^{\mathbf{D}_j}, l_1, \dots, l_n \right)$ associated with \mathbf{D}_j . For this replace the i^{th} internal propagator of \mathbf{D}_j with an integration over the Fenchel-Nielsen parameters $(\ell_i^{\mathbf{D}_j}, \tau_i^{\mathbf{D}_j})$ for $i = 1, \dots, 3g - 3 + n$ over the following region:

$$\begin{aligned} 0 \leq \tau_i^{\mathbf{D}_j} &\leq 2^{-M_i} \ell_i^{\mathbf{D}_j}, & i = 1, \dots, 3g - 3 + n, \\ 0 \leq \ell_i^{\mathbf{D}_j} &\leq \infty, & i = 1, \dots, 3g - 3 + n, \end{aligned} \quad (8.8)$$

where, $M_i = 1$ if cutting along the i^{th} internal propagator removes a cubic vertex with two legs that are contracted each other from \mathbf{D}_j ; otherwise, $M_i = 0$.

3. Finally, we need to add the contributions from all trivalent graphs with g loops and n -external legs constructed using $N = 2g - 2 + n$ number of cubic vertices:

$$\begin{aligned} \int_{\mathcal{M}_{g,n}(\mathbf{L})} dV H(\vec{\ell}, \vec{\tau}, l_1, \dots, l_n) &= \sum_{\mathbf{D}_j} \int_0^\infty d\ell_1^{\mathbf{D}_j} \int_0^{2^{-M_1} \ell_1^{\mathbf{D}_j}} d\tau_1^{\mathbf{D}_j} \dots \int_0^\infty d\ell_Q^{\mathbf{D}_j} \int_0^{2^{-M_Q} \ell_Q} d\tau_Q^{\mathbf{D}_j} \\ &\times \left[G_{\mathbf{D}_j} \left(\vec{\ell}^{\mathbf{D}_j}, l_1, \dots, l_n \right) H_{\mathbf{D}_j}(\vec{\ell}^{\mathbf{D}_j}, \vec{\tau}^{\mathbf{D}_j}, l_1, \dots, l_n) \right], \end{aligned} \quad (8.9)$$

where $Q = 3g - 3 + n$.

Example 1: The Integration Over $\mathcal{M}_{0,4}(\mathbf{L})$

The integration over $\mathcal{M}_{0,4}(\mathbf{L})$ can be expressed as

$$\begin{aligned} & \int_{\mathcal{M}_{0,4}(\mathbf{L})} d\ell d\tau H(\ell, \tau, l_1, \dots, l_4) \\ &= \sum_{\mathbf{j}=1}^3 \int_0^\infty d\ell^{\mathbf{D}_j} \int_0^{\ell^{\mathbf{D}_j}} d\tau^{\mathbf{D}_j} G_{\mathbf{D}_j}(\ell^{\mathbf{D}_j}, l_1, \dots, l_4) H_{\mathbf{D}_j}(\ell^{\mathbf{D}_j}, \tau^{\mathbf{D}_j}, l_1, \dots, l_4). \end{aligned} \quad (8.10)$$

The relevant trivalent graphs $\mathbf{D}_1, \mathbf{D}_2$ and \mathbf{D}_3 are given in (7.12). Let compute the factor $G_{\mathbf{D}_1}(\ell_1^{\mathbf{D}_1}, l_1, \dots, l_4)$ associated with \mathbf{D}_1 following the prescription discussed above:

$$\begin{aligned} & \text{Graph } \mathbf{D}_1 \longrightarrow \text{Intermediate Graph} \longrightarrow \frac{\mathcal{E}(l_1, l_2, \ell^{\mathbf{D}_1})}{l_1}. \end{aligned} \quad (8.11)$$

By repeating this for other trivalent graphs, we find that

$$\begin{aligned} G_{\mathbf{D}_1}(\ell^{\mathbf{D}_1}, l_1, \dots, l_4) &= \frac{\mathcal{E}(l_1, l_2, \ell^{\mathbf{D}_1})}{l_1}, \\ G_{\mathbf{D}_2}(\ell^{\mathbf{D}_2}, l_1, \dots, l_4) &= \frac{\mathcal{E}(l_1, l_3, \ell^{\mathbf{D}_2})}{l_1}, \\ G_{\mathbf{D}_3}(\ell^{\mathbf{D}_3}, l_1, \dots, l_4) &= \frac{\mathcal{E}(l_1, l_4, \ell^{\mathbf{D}_3})}{l_1}. \end{aligned} \quad (8.12)$$

Example 2: The integration over $\mathcal{M}_{2,2}(\mathbf{L})$

The integration over $\mathcal{M}_{2,2}(\mathbf{L})$ can be expressed as

$$\begin{aligned} & \int_{\mathcal{M}_{g,n}(\mathbf{L})} dV H(\vec{\ell}, \vec{\tau}, l_1, l_2) \\ &= \sum_{\mathbf{D}_j} \int_0^\infty d\ell_1^{\mathbf{D}_j} \int_0^{2^{-M_1}\ell_1^{\mathbf{D}_j}} d\tau_1^{\mathbf{D}_j} \dots \int_0^\infty d\ell_4^{\mathbf{D}_j} \int_0^{2^{-M_4}\ell_4^{\mathbf{D}_j}} d\tau_4^{\mathbf{D}_j} F_{\mathbf{D}_j}(\ell^{\mathbf{D}_j}, l_1, l_2) H_{\mathbf{D}_j}(\ell^{\mathbf{D}_j}, \vec{\tau}^{\mathbf{D}_j}, l_1, l_2) \end{aligned} \quad (8.13)$$

The relevant trivalent graphs are shown in (7.17). Let us compute $G_{\mathbf{D}_2}(\vec{\ell}^{\mathbf{D}_2}, l_1, l_2)$. For this, disconnect the cubic vertex from \mathbf{D}_2 containing the external leg labelled as

1, as described below:

$$\begin{aligned}
& \begin{array}{c} \text{1} \quad \text{2} \\ \diagdown \quad \diagup \\ v_1 \\ | \\ v_2 \\ \text{---} \\ v_3 \\ | \\ v_4 \\ \text{---} \\ \text{loop} \end{array} \longrightarrow \frac{\mathcal{E}(l_1, l_2, \ell_1^{\mathbf{D}_2})}{l_1} \begin{array}{c} A_1 \\ | \\ v_2 \\ \text{---} \\ v_3 \\ | \\ v_4 \\ \text{---} \\ \text{loop} \end{array} \\
& \longrightarrow \frac{\mathcal{E}(l_1, l_2, \ell_1^{\mathbf{D}_2})}{l_1} \frac{2\mathcal{D}(\ell_1^{\mathbf{D}_2}, \ell_2^{\mathbf{D}_2}, \ell_3^{\mathbf{D}_2})}{\ell_1^{\mathbf{D}_2}} \begin{array}{c} A_2 \quad A_3 \\ \diagdown \quad \diagup \\ v_3 \\ | \\ v_4 \\ \text{---} \\ \text{loop} \end{array} \\
& \longrightarrow \frac{\mathcal{E}(l_1, l_2, \ell_1^{\mathbf{D}_2})}{l_1} \frac{2\mathcal{D}(\ell_1^{\mathbf{D}_2}, \ell_2^{\mathbf{D}_2}, \ell_3^{\mathbf{D}_2})}{\ell_1^{\mathbf{D}_2}} \frac{\mathcal{E}(\ell_2^{\mathbf{D}_2}, \ell_3^{\mathbf{D}_2}, \ell_4^{\mathbf{D}_2})}{\ell_2^{\mathbf{D}_2}} \begin{array}{c} A_4 \\ | \\ v_4 \\ \text{---} \\ \text{loop} \end{array} \\
& \longrightarrow \frac{\mathcal{E}(l_1, l_2, \ell_1^{\mathbf{D}_2})}{l_1} \frac{2\mathcal{D}(\ell_1^{\mathbf{D}_2}, \ell_2^{\mathbf{D}_2}, \ell_3^{\mathbf{D}_2})}{\ell_1^{\mathbf{D}_2}} \frac{\mathcal{E}(\ell_2^{\mathbf{D}_2}, \ell_3^{\mathbf{D}_2}, \ell_4^{\mathbf{D}_2})}{\ell_2^{\mathbf{D}_2}} \frac{\mathcal{D}(\ell_4^{\mathbf{D}_2}, \ell_5^{\mathbf{D}_2}, \ell_5^{\mathbf{D}_2})}{\ell_4^{\mathbf{D}_2}}. \tag{8.14}
\end{aligned}$$

Here, we replaced the disconnected vertex with the function assigned to it, multiplied with the symmetry factor associated with the process and deleted the disconnected components of the resultant graphs that contain only single cubic vertex with no loop. Then, we performed the summation over all the resulting diagrams and divide by the total number of vertices in the original trivalent graph. By repeating the same steps for the resulting graphs we get

$$G_{\mathbf{D}_2}(\ell^{\mathbf{D}_2}, l_1, l_2) = 2 \frac{\mathcal{E}(l_1, l_2, \ell_1^{\mathbf{D}_2})}{l_1} \frac{\mathcal{D}(\ell_1^{\mathbf{D}_2}, \ell_2^{\mathbf{D}_2}, \ell_3^{\mathbf{D}_2})}{\ell_1^{\mathbf{D}_2}} \frac{\mathcal{E}(\ell_2^{\mathbf{D}_2}, \ell_3^{\mathbf{D}_2}, \ell_4^{\mathbf{D}_2})}{\ell_2^{\mathbf{D}_2}} \frac{\mathcal{D}(\ell_4^{\mathbf{D}_2}, \ell_5^{\mathbf{D}_2}, \ell_5^{\mathbf{D}_2})}{\ell_4^{\mathbf{D}_2}}. \tag{8.15}$$

Similarly, using the trivalent graphs \mathbf{D}_j , $j = 1, 3, \dots, 8$ we can compute the remaining functions $G_{\mathbf{D}_j}(\ell^{\mathbf{D}_j}, l_1, l_2)$, $j = 1, 3, \dots, 8$.

Volume of the Moduli Space of Once Punctured Tori

In order to demonstrate the efficiency of the effective calculation, let us compute

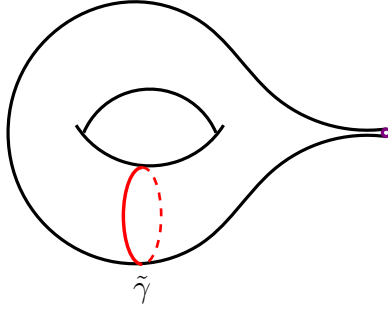


Figure 20: The curve $\tilde{\gamma}$ provide a pants decomposition of the once punctured torus.

the volume of moduli space of one punctured torus. The computation of the volume of the moduli space is a special case of the integration of MCG-invariant function over the moduli space. In this situation, the MCG-invariant function is the identity. Following the general algorithm we get

$$\begin{aligned}
 \text{Vol}(\mathcal{M}_{1,1}) &= \lim_{l \rightarrow 0} \int_0^\infty d\ell_{\tilde{\gamma}} \int_0^{\ell_{\tilde{\gamma}}} d\tau_{\tilde{\gamma}} \frac{\mathcal{D}(l, \ell_{\tilde{\gamma}}, \ell_{\tilde{\gamma}})}{l} \\
 &= \int_0^\infty d\ell_{\tilde{\gamma}} \int_0^{\ell_{\tilde{\gamma}}} d\tau_{\tilde{\gamma}} \frac{2}{1 + e^{\ell_{\tilde{\gamma}}}} \\
 &= \frac{\pi^2}{6}.
 \end{aligned} \tag{8.16}$$

Remember that we already computed the volume of $\mathcal{M}_{1,1}$ using the direct method in section (5). Compared to the direct method, the efficiency of the effective calculation is quite clear.

9 The Effective Expression near the Boundary of $\mathcal{M}_{g,n}(\mathbf{L})$

In the previous sections, we showed that the integral of an MCG-invariant function over the compactified moduli space $\overline{\mathcal{M}}_{g,n}(\mathbf{L})$ has an effective expression which contains a collection of integrals whose integration cycles are certain infinite cones. Also, each term in the effective expression are associated with a specific trivalent graphs with g loops and n external legs. All terms in the effective expression receives finite contribution from the neighbourhood of a generic point of the moduli space. However, in this section, we argue that only certain terms in the effective expression receive finite contribution from the neighbourhood of a point near a specific boundary of $\mathcal{M}_{g,n}(\mathbf{L})$.

9.1 Property of the Luo-Tan Identity

The functions $\mathcal{K}_1, \mathcal{K}_2, \mathcal{K}_3, \mathcal{K}_T$ appearing in the Luo-Tan identity (6.21) have the following important property:

$$\lim_{l_i \rightarrow \infty} \mathcal{K}_I(P_I) = \lim_{l_i \rightarrow \infty} \mathcal{O}(e^{-l_i}) = 0, \quad I \in \{1, 2, 3, T\}, \quad i \in \{1, 2, 3\}, \quad (9.1)$$

where l_i is the length of the i^{th} boundary of the pair of pants P_I . Let us verify this. The function $\mathcal{K}_3(P_3)$ can be written as

$$\mathcal{K}_3(P_3) = 4 \sum_{i \neq j} \left\{ 2\mathcal{L}\left(\frac{1-x_i}{1-x_i y_j}\right) - 2\mathcal{L}\left(\frac{1-y_j}{1-x_i y_j}\right) - \mathcal{L}(y_j) - \mathcal{L}\left(\frac{(1-y_j)^2 x_i}{(1-x_i)^2 y_j}\right) \right\}, \quad (9.2)$$

where

$$x_i \equiv e^{-l_i}, \quad y_i \equiv \tanh^2\left(\frac{m_i}{2}\right), \quad (9.3)$$

with m_i given by

$$\cosh m_i = \frac{\cosh\left(\frac{l_i}{2}\right) + \cosh\left(\frac{l_j}{2}\right) \cosh\left(\frac{l_k}{2}\right)}{\sinh\left(\frac{l_j}{2}\right) \sinh\left(\frac{l_k}{2}\right)}. \quad (9.4)$$

For $i \neq j, k$ and $\{i, j, k\} = \{1, 2, 3\}$, it is straightforward to derive that

$$\begin{aligned} \lim_{l_i \rightarrow \infty} y_i &= 1, \\ \lim_{l_i \rightarrow \infty} y_j &= x_k, \\ \lim_{l_i \rightarrow \infty} y_k &= x_j. \end{aligned} \quad (9.5)$$

Then using (9.5), (6.6) and (6.8), we can show that $\lim_{l_i \rightarrow \infty} \mathcal{K}_3(P_3) = 0$ for $i \in \{1, 2, 3\}$. Again, by repeating the same analysis, we can see that $\lim_{l_i \rightarrow \infty} \mathcal{K}_I(P_I) = 0$ for $i \in \{1, 2, 3\}$ and $I \in \{1, 2, T\}$.

This property of the functions $\mathcal{K}_1, \mathcal{K}_2, \mathcal{K}_3, \mathcal{K}_T$ has an interesting consequence. Assume that a the simple closed geodesic $\mathcal{C}_i^{\mathbf{D}_j}$ in the pants decomposition $\mathcal{P}_{\mathbf{D}_j} = \{\mathcal{C}_1^{\mathbf{D}_j}, \dots, \mathcal{C}_{3g-3+n}^{\mathbf{D}_j}\}$ correspond to the trivalent graph \mathbf{D}_j has length $\ell_i^{\mathbf{D}_j}$ which tends to infinity. Then, the function $F_{\mathbf{D}_j}(\ell^{\mathbf{D}_j}, \{l_1, \dots, l_n\})$ associated with \mathbf{D}_j exponentially decays to zero:

$$\lim_{\ell_i^{\mathbf{D}_j} \rightarrow \infty} F_{\mathbf{D}_j}(\ell^{\mathbf{D}_j}, \{l_1, \dots, l_n\}) = \lim_{\ell_i^{\mathbf{D}_j} \rightarrow \infty} \mathcal{O}(e^{-\ell_i^{\mathbf{D}_j}}). \quad (9.6)$$

9.2 Property of the Mirzakhani-McShane Identity

Note that the function $\mathcal{D}(x, y, z)$ appearing in the Mirzakhani-McShane identity (8.3) given by

$$\mathcal{D}(x, y, z) = 2 \ln \left(\frac{e^{\frac{x}{2}} + e^{\frac{y+z}{2}}}{e^{-\frac{x}{2}} + e^{\frac{y+z}{2}}} \right), \quad (9.7)$$

vanishes in the limits $y \rightarrow \infty$ keeping x, z fixed and $z \rightarrow \infty$ keeping x, y fixed :

$$\lim_{y, z \rightarrow \infty} \mathcal{D}(x, y, z) = \lim_{y, z \rightarrow \infty} \mathcal{O} \left(e^{-\frac{y+z}{2}} \right). \quad (9.8)$$

$\mathcal{E}(x, y, z)$ given by

$$\mathcal{E}(x, y, z) = x - \ln \left(\frac{\cosh \left(\frac{y}{2} \right) + \cosh \left(\frac{x+z}{2} \right)}{\cosh \left(\frac{y}{2} \right) + \cosh \left(\frac{x-z}{2} \right)} \right). \quad (9.9)$$

becomes 0 in the limit $z \rightarrow \infty$ keeping x, y fixed:

$$\lim_{z \rightarrow \infty} \mathcal{E}(x, y, z) = \lim_{z \rightarrow \infty} \mathcal{O} \left(e^{-\frac{z}{2}} \right). \quad (9.10)$$

This can be easily verified by using the following relation

$$\mathcal{E}(x, y, z) = \frac{\mathcal{D}(x, y, z) + \mathcal{D}(x, -y, z)}{2}. \quad (9.11)$$

Again, assume that a simple closed geodesic $\mathcal{C}_i^{\mathbf{D}_j}$ in the pairs of pants decomposition $\mathcal{P}_{\mathbf{D}_j} = \left\{ \mathcal{C}_1^{\mathbf{D}_j}, \dots, \mathcal{C}_{3g-3+n}^{\mathbf{D}_j} \right\}$ correspond to the trivalent graph \mathbf{D}_j has length $\ell_i^{\mathbf{D}_j}$ which tends to infinity. Then the function $G_{\mathbf{D}_j} \left(\ell^{\mathbf{D}_j}, \{l_1, \dots, l_n\} \right)$ associated with \mathbf{D}_j exponentially decays to zero:

$$\lim_{\ell_i^{\mathbf{D}_j} \rightarrow \infty} G_{\mathbf{D}_j} \left(\ell^{\mathbf{D}_j}, \{l_1, \dots, l_n\} \right) = \lim_{\ell_i^{\mathbf{D}_j} \rightarrow \infty} \mathcal{O}(e^{-\ell_i^{\mathbf{D}_j}}). \quad (9.12)$$

9.3 The Boundary Behaviour

We already discussed that using the Luo-Tan identity or Mirzakhani-McShane identity we can express the integration over the moduli space $\mathcal{M}_{g,n}(\mathbf{L})$ as a sum of integrals. The sum is over all possible trivalent graphs with n external legs and g loops. Each term in the sum is an integration over the Fenchel-Nielsen coordinates associated with the pants decomposition correspond to a trivalent graph \mathbf{D}_j . The integrand of each term is an MCG-invariant function is multiplied with the weight factor $M_{\mathbf{D}_j} \left(\ell^{\mathbf{D}_j}, l_1, \dots, l_n \right)$, where $M_{\mathbf{D}_j}$ is given by $G_{\mathbf{D}_j}$ if we are using on the

Mirzakhani-McShane identity and it is given by $F_{\mathbf{D}_j}$ if we are using on the Luo-Tan identity.

The pants decompositions associated with distinct trivalent graphs are not related to each other by the action of any elements in the mapping class group [36, 37]. Therefore, the degenerate Riemann surfaces obtained by shrinking all the curves in the pants decomposition corresponding to a single trivalent graph belong to a single boundary of $\mathcal{M}_{g,n}(\mathbf{L})$. Let us denote this special degeneration limit by $\mathbf{D}_j \rightarrow 0$. In this limit, only the term corresponding the pants decomposition associated with \mathbf{D}_j will survive. This is due to the following property of $M_{\mathbf{D}_j}$

$$\lim_{\mathbf{D}_j \rightarrow 0} M_{\mathbf{D}_k} \left(\ell^{\mathbf{D}_k}, \{l_1, \dots, l_n\} \right) = 0 \quad \mathbf{k} \neq \mathbf{j}. \quad (9.13)$$

However, the degenerate Riemann surfaces obtained by shrinking one or more but not all of the simple closed curves in the pants decompositions could be associated to different trivalent graphs. It means that the corresponding Riemann surfaces belong to different boundaries of the moduli space. Suppose that these boundaries of the moduli space correspond to trivalent graphs $\{\mathbf{D}_{i_1}, \dots, \mathbf{D}_{i_m}\}$, where i is the number of closed curves whose lengths are zero. Then, all of $M_{\mathbf{D}_k}$ vanish for \mathbf{D}_k that does not belong to the set $\{\mathbf{D}_{i_1}, \dots, \mathbf{D}_{i_m}\}$. Therefore, *a finite contribution to the integral of an MCG-invariant function from a thin region around a specific boundary of the moduli space comes only from terms in the right hand side of (7.10) and (8.9) that correspond to the trivalent graphs associated with this boundary.*

10 The Rules for Evaluating the Quantum Action

In this section, we describe a systematic method for evaluating the quantum BV master action of the closed bosonic string field theory. For the convenience of the reader, we repeat some of the discussions in section (2). The string field entering in the quantum BV master action can be expressed as

$$|\Psi\rangle = \sum'_{G(\Phi_s) \leq 2} \sum_p \psi^s(p) \mathcal{A}(\Phi_s) |\mathbf{1}, p\rangle + \sum'_{G(\Phi_s) \leq 2} \sum_p \psi_s^*(p) \mathcal{A}(\tilde{\Phi}_s) |\mathbf{1}, p\rangle, \quad (10.1)$$

where $|\mathbf{1}, p\rangle$ denotes the $SL(2, \mathbb{C})$ invariant family of vacua for the worldsheet CFT for the closed bosonic string theory, parameterized by p , $\mathcal{A}(\Phi_s)$ is the vertex operator corresponds to the target space field $\psi^s(p)$ and $\mathcal{A}(\tilde{\Phi}_s)$ is the vertex operator corresponds to the target space antifield $\psi_s^*(p)$. The expression for the quantum BV master action in terms of the target space fields and the target space antifields can be obtained by substituting this expansion of the string field Ψ in the quantum BV

master action (2.5):

$$\begin{aligned}
S(\Psi) = & \frac{1}{2g_s^2} \sum'_{\substack{G(\Phi_{s_j}) \leq 2 \\ j=1,2}} \sum_{\phi^{s_i} \in \mathcal{S}_i} \sum_{p_1, p_2} \phi^{s_1}(p_1) \mathbf{P}_{s_1 s_2}(p_1, p_2) \phi^{s_2}(p_2) \\
& + \sum_{\substack{g \geq 0 \\ n \geq 1}} \frac{\hbar^g g_s^{2g+n-2}}{n!} \sum'_{\substack{G(\Phi_{s_j}) \leq 2 \\ j=1, \dots, n}} \sum_{\phi^{s_i} \in \mathcal{S}_i} \sum_{p_1, \dots, p_n} \mathbf{V}_{s_1 \dots s_n}^{g,n}(p_1, \dots, p_n) \phi^{s_1}(p_1) \dots \phi^{s_n}(p_n),
\end{aligned} \tag{10.2}$$

where $\mathcal{S}_i = \{\psi^{s_i}, \psi_{s_i}^*\}$ is the set of all fields and antifields of the closed bosonic string field theory spectrum. $\mathbf{P}_{s_1 s_2}(p_1, p_2)$, the inverse of the propagator, is given by

$$\mathbf{P}_{s_1 s_2}(p_1, p_2) = \langle \mathcal{Y}_{s_1}, p_1 | c_0^- Q_B | \mathcal{Y}_{s_2}, p_2 \rangle, \tag{10.3}$$

and $\mathbf{V}_{s_1 \dots s_n}^{g,n}(p_1, \dots, p_n)$, the g loop interaction vertex of n target spacetime fields/antifields $\{\phi^{s_1}(p_1), \dots, \phi^{s_n}(p_n)\}$, is given by

$$\mathbf{V}_{s_1 \dots s_n}^{g,n}(p_1, \dots, p_n) = \int_{\mathcal{V}_{g,n}^2} \Omega_{6g-6+2n}^{(g,n)}(|\mathcal{Y}_{s_1}, p_1\rangle, \dots, |\mathcal{Y}_{s_n}, p_n\rangle). \tag{10.4}$$

Here, $|\mathcal{Y}_{s_i}, p_i\rangle$ is the state associated with the string field/antifield $\phi^{s_i}(p_i)$. The state $|\mathcal{Y}_{s_i}, p_i\rangle$ is annihilated by both b_0^- and L_0^- . Here, $\mathcal{V}_{g,n}^2$ is the string vertex corrected to the second order in c_* , see (4.2).

By the explicit evaluation of the quantum master action, we mean the explicit evaluation of $\mathbf{V}_{s_1 \dots s_n}^{g,n}(p_1, \dots, p_n)$. There are two main challenges for performing this evaluation:

- Specify the region inside the moduli space $\mathcal{M}_{g,n}$ that corresponds to the string vertex $\mathcal{V}_{g,n}^2$ in terms of the Fenchel-Nielsen coordinates and modify the local coordinates around the punctures on the Riemann surface near the boundary of $\mathcal{V}_{g,n}^2$.
- Perform the integration over the region inside $\mathcal{M}_{g,n}$ that corresponds to $\mathcal{V}_{g,n}^2$.

Interestingly, we can undertake both of these challenges simultaneously by using the integration method described in section (5) and the special property of this integration method near the boundary of $\mathcal{M}_{g,n}$ discussed in section (9).

The off-shell string measure $\Omega_{6g-6+2n}^{(g,n)}(|\mathcal{Y}_{s_1}, p_1\rangle, \dots, |\mathcal{Y}_{s_n}, p_n\rangle)$ is an MCG-invariant function of the Fenchel-Nielsen coordinates for the Teichmüller space. Therefore, we can use the integration method described in section (5) to integrate them over a region inside the moduli space. Let us denote the Fenchel-Nielsen parameters associated with the pants decomposition $\mathcal{P}_{\mathbf{D}_j} = \{\mathcal{C}_1^{\mathbf{D}_j}, \dots, \mathcal{C}_{3g-3+n}^{\mathbf{D}_j}\}$ of \mathcal{R} corresponds

to the trivalent graph \mathbf{D}_j with g loops and n external legs. Then, the interaction vertices for closed string field theory is given by

$$\begin{aligned} \mathbf{V}_{s_1 \dots s_n}^{g,n}(p_1, \dots, p_n) = \sum_{\mathbf{D}_j} \int_{c_*}^{\infty} d\ell_1^{\mathbf{D}_j} \int_0^{2^{-M_1} \ell_1^{\mathbf{D}_j}} d\tau_1^{\mathbf{D}_j} \dots \int_{c_*}^{\infty} d\ell_Q^{\mathbf{D}_j} \int_0^{2^{-M_Q} \ell_Q^{\mathbf{D}_j}} d\tau_Q^{\mathbf{D}_j} \\ M_{\mathbf{D}_j}(\ell^{\mathbf{D}_j}, 0, \dots, 0) \Omega_{2Q}^{(g,n,\mathbf{D}_j)}(|\mathcal{Y}_{s_1}, p_1\rangle, \dots, |\mathcal{Y}_{s_n}, p_n\rangle), \end{aligned} \quad (10.5)$$

where $Q = 3g - 3 + n$, $M_{\mathbf{D}_j}$ is equal to $G_{\mathbf{D}_j}$ if we are relying on the Mirzakhani-McShane identity and it is equal to $F_{\mathbf{D}_j}$ if we are relying on the Luo-Tan identity. $M_i = 1$ if cutting along the i^{th} internal propagator removes a cubic vertex with two legs that are contracted each other; otherwise, $M_i = 0$. We restricted the lowest value for the integration over the Fenchel-Nielsen length coordinate to c_* , because none of the simple closed geodesics on the hyperbolic Riemann surfaces belong to the string vertex $\mathcal{V}_{g,n}^2$ are allowed to have length less than c_* . $\Omega_{2Q}^{(g,n,\mathbf{D}_j)}(|\mathcal{Y}_{s_1}, p_1\rangle, \dots, |\mathcal{Y}_{s_n}, p_n\rangle)$ is the off-shell string measure constructed using the Beltrami differentials for the Fenchel-Nielsen coordinate vector fields $\left\{ \frac{\partial}{\partial \tau_i^{\mathbf{D}_j}}, \frac{\partial}{\partial \ell_i^{\mathbf{D}_j}} \right\}$, $i = 1, \dots, Q$. If we denote the associated Beltrami differentials by $\left\{ \mathbf{t}_{c_i^{\mathbf{D}_j}}, \mathbf{l}_{c_i^{\mathbf{D}_j}} \right\}$, then the off-shell bosonic-string measure can be written as

$$\begin{aligned} \Omega_{2Q}^{(g,n,\mathbf{D}_j)}(|\mathcal{Y}_{s_1}, p_1\rangle, \dots, |\mathcal{Y}_{s_n}, p_n\rangle) \\ = (2\pi i)^{-(Q)} \left\langle \mathcal{R} \left| B_{2Q} \left[\frac{\partial}{\partial \ell_1^{\mathbf{D}_j}}, \frac{\partial}{\partial \tau_1^{\mathbf{D}_j}}, \dots, \frac{\partial}{\partial \ell_Q^{\mathbf{D}_j}}, \frac{\partial}{\partial \tau_Q^{\mathbf{D}_j}} \right] \right| \Phi \right\rangle_{\mathbf{D}_j}, \end{aligned} \quad (10.6)$$

where

$$B_{2Q} \left[\frac{\partial}{\partial \ell_1^{\mathbf{D}_j}}, \frac{\partial}{\partial \tau_1^{\mathbf{D}_j}}, \dots, \frac{\partial}{\partial \ell_Q^{\mathbf{D}_j}}, \frac{\partial}{\partial \tau_Q^{\mathbf{D}_j}} \right] = b(\mathbf{t}_{c_1^{\mathbf{D}_j}}) b(\mathbf{l}_{c_1^{\mathbf{D}_j}}) \dots b(\mathbf{t}_{c_Q^{\mathbf{D}_j}}) b(\mathbf{l}_{c_Q^{\mathbf{D}_j}}), \quad (10.7)$$

and

$$\begin{aligned} b(\mathbf{t}_{c_i^{\mathbf{D}_j}}) &= \int_{\mathcal{F}} d^2 z \left(b_{zz} \mathbf{t}_{c_i^{\mathbf{D}_j}} + b_{\bar{z}\bar{z}} \bar{\mathbf{t}}_{c_i^{\mathbf{D}_j}} \right), \\ b(\mathbf{l}_{c_i^{\mathbf{D}_j}}) &= \int_{\mathcal{F}} d^2 z \left(b_{zz} \mathbf{l}_{c_i^{\mathbf{D}_j}} + b_{\bar{z}\bar{z}} \bar{\mathbf{l}}_{c_i^{\mathbf{D}_j}} \right). \end{aligned} \quad (10.8)$$

Here \mathcal{F} denotes the fundamental domain in the upper half-plane for the action of the Fuchsian group Γ associated with the hyperbolic Riemann surface \mathcal{R} . The state $|\Phi\rangle$ is given by $|\mathcal{Y}_{s_1}, p_1\rangle \otimes \dots \otimes |\mathcal{Y}_{s_n}, p_n\rangle$. Finally, the quantity $\langle \mathcal{R} | B_{6g-6+2n} | \Phi \rangle_{\mathbf{D}_j}$ describe the n -point correlation function on \mathcal{R} with the vertex operator for the state $|\mathcal{Y}_{s_i}, p_i\rangle$

inserted at the i^{th} puncture using the local-coordinate system around the punctures on the hyperbolic Riemann surfaces that belong to the string vertex $\mathcal{V}_{g,n}^2$.

Let us denote the integration region for the term in the right-hand side of (10.5) associated to the trivalent graph \mathbf{D}_j as $\mathcal{V}_{g,n}^2(\mathbf{D}_j)$. Associated to \mathbf{D}_j , there is a pants decomposition $\mathcal{P}_{\mathbf{D}_j}$. $\mathcal{V}_{g,n}^2(\mathbf{D}_j)$ is the lift of $\mathcal{V}_{g,n}^2$ inside the moduli space to the Teichmüller space defined using $\mathcal{P}_{\mathbf{D}_j}$. Remember that when we specified the local coordinates on the surfaces belong to $\mathcal{V}_{g,n}^2$, we divided it into subregions $\mathbf{W}_{g,n}^{(m)}$. We denote the corresponding subregions in $\mathcal{V}_{g,n}^2(\mathbf{D}_j)$ as $\mathbf{W}_{g,n}^{(m)}(\mathbf{D}_j)$. Pick m curves in $\mathcal{P}_{\mathbf{D}_j}$, and demand that the lengths of these curves are between c_* and $(1+\delta)c_*$. This defines a region inside $\mathbf{W}_{g,n}^{(m)}(\mathbf{D}_j)$. The whole $\mathbf{W}_{g,n}^{(m)}(\mathbf{D}_j)$ consists of the collection of all such regions obtained by all possible choices of m number of curves with the lengths specified above. We can then assign the local coordinates as follows

- For surfaces belong to the subregion $\mathbf{W}_{g,n}^{(0)}(\mathbf{D}_j)$, we choose the local coordinate around the i^{th} puncture to be $e^{\frac{\pi^2}{c_*} w_i}$. In terms of w_i , the hyperbolic metric in the neighborhood of the puncture takes the following form

$$\left(\frac{|dw_i|}{|w_i| \ln |w_i|} \right)^2, \quad i = 1, \dots, n. \quad (10.9)$$

- For surfaces belong to the region $\mathbf{W}_{g,n}^{(m)}(\mathbf{D}_j)$ with $m \neq 0$, we choose the local coordinates around the i^{th} puncture to be $e^{\frac{\pi^2}{c_*} \tilde{w}_{i,m}}$, where $\tilde{w}_{i,m}$ is obtained by solving the following equation

$$\left(\frac{|d\tilde{w}_{i,m}|}{|\tilde{w}_{i,m}| \ln |\tilde{w}_{i,m}|} \right)^2 = \left(\frac{|dw_i|}{|w_i| \ln |w_i|} \right)^2 \left(1 - \sum_{j=1}^m f(l_j) E_j^0(w_i) \right). \quad (10.10)$$

$f(x)$ is a smooth function of x such that $f(c_*) = \frac{c_*^2}{3}$ and $f((1+\delta)c_*) = 0$. $E_j^0(w_i)$ is the leading term in the Eisenstein series defined with respect to the j^{th} node on the surface. l_j are the lengths of m curves in the pants decomposition $\mathcal{P}_{\mathbf{D}_j}$. These lengths are between c_* and $(1+\delta)c_*$.

Note that, in order to construct the integrand of (10.4) we need to modify the local coordinates around the punctures of \mathcal{R} whenever any nontrivial simple closed geodesic on \mathcal{R} has length less than $(1+\delta)c_*$. Albeit, for the construction of the integrands in each term of (10.5) we modified the local coordinates around the punctures of \mathcal{R} only when the lengths of the simple closed geodesics belong to the pants decomposition associated with this term. Note that, when some of the lengths of the curves in the pants decomposition becomes very large, on the surface we can find some other set of closed simple geodesics with infinitesimal length. Therefore, in principle, we need to modify the choice of local coordinates around the punctures in such situations also.

Since we are not doing this, at first site, one may feel that the evaluation of the interaction vertices using (10.5) provide incorrect answers. However, when some of the lengths of the curves in the pants decomposition becomes very large, the factor that we need to multiply with the off-shell measure decays exponentially with respect to the lengths of the curves in the pants decomposition which becomes very large. This property of the effective expression near the boundary of $\mathcal{M}_{g,n}$ discussed in section (9) make sure that the interaction strengths computed using the effective expression (10.5) are consistent up to the second order in c_* .

Acknowledgement: It is our pleasure to thank Davide Gaiotto and Ashoke Sen for important comments and detailed discussions. We thank Greg McShane, Scott Wolpert and Barton Zwiebach for helpful discussions. Research at Perimeter Institute is supported by the Government of Canada through Industry Canada and by the Province of Ontario through the Ministry of Research & Innovation.

References

- [1] E. Witten, “Noncommutative Geometry and String Field Theory,” Nucl. Phys. B **268**, 253 (1986). doi:10.1016/0550-3213(86)90155-0
- [2] C. B. Thorn, “String Field Theory,” Phys. Rept. **175**, 1 (1989). doi:10.1016/0370-1573(89)90015-X
- [3] B. Zwiebach, “Closed string field theory: Quantum action and the B-V master equation,” Nucl. Phys. B **390**, 33 (1993) doi:10.1016/0550-3213(93)90388-6 [hep-th/9206084].
- [4] K. Strebel, “Quadratic Differentials,” Springer Berlin Heidelberg (1984).
- [5] S. F. Moosavian and R. Pius, “Hyperbolic Geometry of Superstring Perturbation Theory,” arXiv:1703.10563 [hep-th].
- [6] S. F. Moosavian and R. Pius, “Hyperbolic Geometry and Closed Bosonic String Field Theory I: The String Vertices Via Hyperbolic Riemann Surfaces,” arXiv:1706.07366 [hep-th].
- [7] I. A. Batalin and G. A. Vilkovisky, “Gauge Algebra and Quantization,” Phys. Lett. **102B**, 27 (1981). doi:10.1016/0370-2693(81)90205-7
- [8] I. A. Batalin and G. A. Vilkovisky, “Quantization of Gauge Theories with Linearly Dependent Generators,” Phys. Rev. D **28**, 2567 (1983) Erratum: [Phys. Rev. D **30**, 508 (1984)].
- [9] G. Barnich, F. Brandt and M. Henneaux, “Local BRST cohomology in the antifield formalism. 1. General theorems,” Commun. Math. Phys. **174**, 57 (1995) doi:10.1007/BF02099464 [hep-th/9405109].

- [10] G. Barnich, F. Brandt and M. Henneaux, “Local BRST cohomology in the antifield formalism. II. Application to Yang-Mills theory,” *Commun. Math. Phys.* **174**, 93 (1995) doi:10.1007/BF02099465 [hep-th/9405194].
- [11] M. Henneaux, “Lectures on the Antifield-BRST Formalism for Gauge Theories,” *Nucl. Phys. Proc. Suppl.* **18A**, 47 (1990). doi:10.1016/0920-5632(90)90647-D
- [12] M. Henneaux and C. Teitelboim, “Quantization of gauge systems,” Princeton, USA: Univ. Pr. (1992) 520 p
- [13] J. Gomis, J. Paris and S. Samuel, “Antibracket, antifields and gauge theory quantization,” *Phys. Rept.* **259**, 1 (1995) doi:10.1016/0370-1573(94)00112-G [hep-th/9412228].
- [14] J. M. L. Fisch and M. Henneaux, “Homological Perturbation Theory and the Algebraic Structure of the Antifield - Antibracket Formalism for Gauge Theories,” *Commun. Math. Phys.* **128**, 627 (1990). doi:10.1007/BF02096877
- [15] M. Schnabl, “Analytic solution for tachyon condensation in open string field theory,” *Adv. Theor. Math. Phys.* **10**, no. 4, 433 (2006) doi:10.4310/ATMP.2006.v10.n4.a1 [hep-th/0511286].
- [16] H. Yang and B. Zwiebach, “A Closed string tachyon vacuum?,” *JHEP* **0509**, 054 (2005) doi:10.1088/1126-6708/2005/09/054 [hep-th/0506077].
- [17] N. Moeller, “Closed bosonic string field theory at quartic order,” *JHEP* **0411**, 018 (2004) doi:10.1088/1126-6708/2004/11/018 [hep-th/0408067].
- [18] T. Erler, S. Konopka and I. Sachs, “One Loop Tadpole in Heterotic String Field Theory,” *JHEP* **1711**, 056 (2017) doi:10.1007/JHEP11(2017)056 [arXiv:1704.01210 [hep-th]].
- [19] D. Friedan, E. J. Martinec and S. H. Shenker, “Conformal Invariance, Supersymmetry and String Theory,” *Nucl. Phys. B* **271**, 93 (1986). doi:10.1016/0550-3213(86)90356-1, 10.1016/S0550-3213(86)80006-2
- [20] R. Pius, A. Rudra and A. Sen, “Mass Renormalization in String Theory: Special States,” *JHEP* **1407**, 058 (2014) doi:10.1007/JHEP07(2014)058 [arXiv:1311.1257 [hep-th]].
- [21] R. Pius, A. Rudra and A. Sen, “Mass Renormalization in String Theory: General States,” *JHEP* **1407**, 062 (2014) doi:10.1007/JHEP07(2014)062 [arXiv:1401.7014 [hep-th]].
- [22] A. Sen, “Off-shell Amplitudes in Superstring Theory,” *Fortsch. Phys.* **63**, 149 (2015) doi:10.1002/prop.201500002 [arXiv:1408.0571 [hep-th]].
- [23] R. Pius, A. Rudra and A. Sen, “String Perturbation Theory Around Dynamically Shifted Vacuum,” *JHEP* **1410**, 70 (2014) doi:10.1007/JHEP10(2014)070 [arXiv:1404.6254 [hep-th]].
- [24] A. Sen, “Supersymmetry Restoration in Superstring Perturbation Theory,” *JHEP* **1512** (2015) 075 doi:10.1007/JHEP12(2015)075 [arXiv:1508.02481 [hep-th]].

- [25] A. Sen, “BV Master Action for Heterotic and Type II String Field Theories,” JHEP **1602**, 087 (2016) doi:10.1007/JHEP02(2016)087 [arXiv:1508.05387 [hep-th]].
- [26] R. Pius and A. Sen, “Cutkosky rules for superstring field theory,” JHEP **1610**, 024 (2016) Erratum: [JHEP **1809**, 122 (2018)] doi:10.1007/JHEP09(2018)122, 10.1007/JHEP10(2016)024 [arXiv:1604.01783 [hep-th]].
- [27] R. Pius and A. Sen, “Unitarity of the Box Diagram,” JHEP **1811**, 094 (2018) doi:10.1007/JHEP11(2018)094 [arXiv:1805.00984 [hep-th]].
- [28] A. Sen, “Equivalence of Two Contour Prescriptions in Superstring Perturbation Theory,” JHEP **1704**, 025 (2017) doi:10.1007/JHEP04(2017)025 [arXiv:1610.00443 [hep-th]].
- [29] A. Sen, “Reality of Superstring Field Theory Action,” JHEP **1611**, 014 (2016) doi:10.1007/JHEP11(2016)014 [arXiv:1606.03455 [hep-th]].
- [30] A. Sen, “Unitarity of Superstring Field Theory,” JHEP **1612**, 115 (2016) doi:10.1007/JHEP12(2016)115 [arXiv:1607.08244 [hep-th]].
- [31] A. Sen, “Gauge Invariant 1PI Effective Action for Superstring Field Theory,” JHEP **1506**, 022 (2015) doi:10.1007/JHEP06(2015)022 [arXiv:1411.7478 [hep-th]].
- [32] A. Sen, “Gauge Invariant 1PI Effective Superstring Field Theory: Inclusion of the Ramond Sector,” JHEP **1508**, 025 (2015) doi:10.1007/JHEP08(2015)025 [arXiv:1501.00988 [hep-th]].
- [33] A. Sen, “Wilsonian Effective Action of Superstring Theory,” JHEP **1701**, 108 (2017) doi:10.1007/JHEP01(2017)108 [arXiv:1609.00459 [hep-th]].
- [34] C. de Lacroix, H. Erbin, S. P. Kashyap, A. Sen and M. Verma, “Closed Superstring Field Theory and its Applications,” Int. J. Mod. Phys. A **32**, no. 28n29, 1730021 (2017) doi:10.1142/S0217751X17300216 [arXiv:1703.06410 [hep-th]].
- [35] H. M. Farkas and M. I. Kra, “Riemann surfaces,” Springer New York (1992).
- [36] A. Hatcher and W. Thurston, “A presentation for the mapping class group of a closed orientable surface,” Topology 19.3 (1980): 221-237.
- [37] A. Hatcher, “Pants decompositions of surfaces,” arXiv:math/9906084 [math.GT]
- [38] G. McShane, “Simple geodesics and a series constant over Teichmüller space,” Inventiones mathematicae 132.3 (1998): 607-632.
- [39] M. Mirzakhani, “Simple geodesics and Weil-Petersson volumes of moduli spaces of bordered Riemann surfaces,” Invent. Math. **167**, no. 1, 179 (2006). doi:10.1007/s00222-006-0013-2
- [40] S. A. Wolpert, “The hyperbolic metric and the geometry of the universal curve,” J. Differential Geom 31.2 (1990): 417-472.
- [41] K. Obitsu and S. A. Wolpert, “Grafting hyperbolic metrics and Eisenstein series,” Mathematische Annalen 341.3 (2008): 685-706.

- [42] R. Melrose, X. Zhu, “Boundary Behaviour of Weil-Petersson and Fiber Metrics for Riemann Moduli Spaces,” arXiv:1606.01158 (2016).
- [43] S. A. Wolpert, “Families of Riemann surfaces and Weil-Petersson geometry,” No. 113. American Mathematical Soc. (2010).
- [44] S. P. Kerckhoff, “The Nielsen realization problem,” *Annals of mathematics* (1983): 235-265.
- [45] S. A. Wolpert, “The Fenchel-Nielsen deformation,” *Annals of Mathematics* 115.3 (1982): 501-528.
- [46] S. A. Wolpert, “On the symplectic geometry of deformations of a hyperbolic surface,” *Annals of Mathematics* (1983): 207-234.
- [47] S. A. Wolpert, “On the Weil-Petersson geometry of the moduli space of curves,” *American Journal of Mathematics* 107.4 (1985): 969-997.
- [48] W. Fenchel and J. Nielsen, “Discontinuous groups of non-Euclidean motions,” Walter De Gruyter Inc (2002).
- [49] Y. Iwayoshi and M. Taniguchi, “An Introduction to Teichmüller spaces,” Springer Science & Business Media (2012).
- [50] W. Abikoff, “The Uniformization theorem,” *The American Mathematical Monthly*, Vol. 88, No. 8 (1981), pp. 574-592.
- [51] F. Benson and D. Margalit, “A Primer on Mapping Class Groups,” Princeton University Press (2011).
- [52] F. Luo and S. P. Tan, “A dilogarithm identity on moduli spaces of curves,” *Journal of Differential Geometry* 97.2 (2014): 255-274.
- [53] H. Hengnan and S. P. Tan, “New identities for small hyperbolic surfaces,” *Bulletin of the London Mathematical Society* 46.5 (2014): 1021-1031.
- [54] R. C. Penner, “Decorated Teichmüller theory,” European Mathematical Society (2012).
- [55] R. .C. Penner, “Weil-Petersson volumes,” *Journal of Differential Geometry* 35.3 (1992): 559-608.
- [56] S. A. Wolpert, “Lectures and notes: Mirzakhani’s volume recursion and approach for the Witten-Kontsevich theorem on moduli tautological intersection numbers.” arXiv preprint arXiv:1108.0174 (2011).
- [57] S. A. Wolpert, “On the Kähler form of the moduli space of once punctured tori,” *Commentarii Mathematici Helvetici* 58.1 (1983): 246-256.
- [58] R. Fricke and F. Klein, “Vorlesungen über die Theorie der automorphen Functionen,” Vol. 1. BG Teubner (1897).
- [59] L. Keen, “On fundamental domains and the Teichmüller modular group,” *Contributions to Analysis*, Academic Press, New York-London (1974): 185-194.