

GARDENIA: A Domain-specific Benchmark Suite for Next-generation Accelerators

ZHEN XU, XUHAO CHEN, JIE SHEN, YANG ZHANG, CHENG CHEN, and CANQUN YANG, National University of Defense Technology, China

This paper presents the Graph Analytics Repository for Designing Next-generation Accelerators (GARDENIA), a benchmark suite for studying irregular algorithms on massively parallel accelerators. Applications with limited control and data irregularity are the main focus of existing generic benchmarks for accelerators, while available graph analytics benchmarks do not apply state-of-the-art algorithms and/or optimization techniques. GARDENIA includes emerging irregular applications in big-data and machine learning domains which mimic massively multithreaded commercial programs running on modern large-scale datacenters. Our characterization shows that GARDENIA exhibits irregular microarchitectural behavior which is quite different from structured workloads and straightforward-implemented graph benchmarks.

CCS Concepts: • **Computer systems organization** → **Architectures**; • **Computing methodologies** → *Parallel computing methodologies*; • **Theory of computation** → Design and analysis of algorithms;

Additional Key Words and Phrases: Benchmark Suite, Graph Analytics, Massive Multithreading, Irregular Workloads

1 INTRODUCTION

With the rise of big-data analysis and machine learning, graph analytics applications have become increasingly important and pervasive. For these frequently executed algorithms, dedicated hardware accelerators [1, 14, 33] are an energy-efficient avenue to high performance. Meanwhile, general purpose accelerators (e.g., GPUs and MICs) which have been widely deployed in many HPC systems and datacenters, are also applied to speedup applications in these areas, such as graph analytics [31], machine learning [29] and sparse linear algebra [30]. However, these applications exhibit irregular runtime behavior which is quite different from that of conventional well-studied HPC applications. Therefore, it is important to set up a standard benchmark suite for architecture researchers to get deep understanding on these applications.

The goal of GARDENIA¹ is to develop an irregular benchmark suite for future accelerator architecture research, including both general-purpose and domain-specific accelerator design. For general-purpose accelerators, GARDENIA is an important complement for generic benchmark suites (e.g., Rodinia and Parboil) which have limited irregularity, and architectural support for irregular algorithms can be exploited by running the benchmarks and locating the performance bottlenecks. For domain-specific accelerators, GARDENIA can be used as a workload representative of real-world graph analytics workloads, and in this way it enables the hardware specialization for these algorithms. Besides, GARDENIA benchmarks can be also used by algorithm, library and compiler designers as reference implementations for comparison.

As far as we know, GARDENIA is the first graph analytics benchmark suite specifically targeting accelerator architecture research. It is different from previous GPU graph analytics benchmark suites in many ways: 1) The benchmark implementations incorporate *state-of-the-art* optimization techniques for massively parallel accelerators; 2) The input graphs are selected appropriately for our target platforms, in terms of graph size, density and topology; 3) The workloads are representatives

¹The source code can be found at github.com/chenxuhao/gardenia

of popular graph analytics, machine learning and sparse linear algebra applications running on modern datacenters.

This paper makes the following three major contributions:

- It unveils the limitations of previously available benchmark suites and identifies the reason for which they are not good candidates to evaluate future accelerators.
- We present GARDENIA, a domain-specific benchmark suite for accelerators that provides irregularity, diversity and state-of-the-art techniques.
- We characterize GARDENIA, illustrate its microarchitecture behavior, and analyze the performance bottlenecks to provide insights on how to design next-generation accelerators with energy-efficiency for irregular workloads.

The rest of the paper is organized as follows: Section 2 explains the motivation of this work. Section 3 describes the design of our benchmark suite. Then we characterize the benchmarks in Section 4. And section 5 concludes.

2 MOTIVATION

This work aims to develop an irregular graph benchmark suite that can help designing next-generation accelerators capable of accelerating real-world irregular (not only HPC) applications on modern datacenters. In section 2.1, we show what features such a benchmark suite should equip. Then in section 2.2, we discuss how existing benchmark suites cannot fulfill these conditions.

2.1 Benchmark Requirements

A benchmark suite of real-world irregular workloads on data parallel accelerators needs to meet the following requirements:

Massive Parallelism and Accelerator Coverage Massively parallel accelerators, such as GPUs and MICs (Xeon Phi coprocessors) have been already widely deployed in today’s high performance servers and datacenters. Essential big-data analysis and machine learning engines that drive many important applications are highly dependent on accelerators to achieve required performance. Future accelerators’ main feature is to provide tremendous performance using extreme throughput and memory bandwidth. Meanwhile, to take full advantage of the hardware, workloads should be well paralleled.

Workload Irregularity Regular applications have been intensively investigated on large-scale parallel systems in the past decade. Many scientific and commercial applications, have been successfully mapped onto accelerators. Despite this progress, data-parallel accelerators (DPAs) continue to be confined to structured parallelism. While structured parallelism maps directly to DPAs, much more unstructured applications in real-world cannot simply take advantage of them. GARDENIA is designed to represent irregular graph applications, and can be used to guide the design of future domain-specific accelerators.

State-of-the-Art Optimization Techniques Researchers have made great efforts to map general purpose applications onto GPUs during the past decade, including parallel algorithm innovations and optimization techniques. A benchmark suite should include rising optimizations to fully represent real-world applications, which are rarely straight-forward implementations. This is important because straightforward-implemented workloads may exhibit quite different microarchitectural behaviors compared to optimized ones, which are unqualified to represent real-world applications and may mislead architecture design.

Workload and Dataset Diversity With the rise of heterogeneous computing, real-world workloads are increasingly diverse. They are written in different parallelization models, run on a variety of computing platforms, and cover a wide range of application areas. Besides, the behaviors of

these irregular applications change dramatically with different types of input datasets. To cover different program characteristics and behaviors, a diverse collection of both workloads and input datasets is required, so that architects can thoroughly understand the application behaviors and make reasonable trade-offs when designing an accelerator.

2.2 Existing Benchmark Suites and their Limitations

We further discuss the drawbacks of previously available benchmark suites. Table 1 shows the comparison between existing benchmark suites and GARDENIA.

Generic Benchmark Suites for Multicore CPUs. *PARSEC* [5] is an application repository for shared-memory computers. It is composed of several shared-memory multithreaded workloads from emerging programs. This suite only includes CPU programs (e.g. Pthreads, OpenMP and TBB programs) and is not specifically designed for irregular workloads.

Generic Benchmark Suites for Accelerators. *Parboil* [37] and *Rodinia* [8] are widely used GPU benchmark suites. They provide CUDA, OpenCL and OpenMP implementations. Despite the popularity, most of their benchmarks are structured kernels from HPC applications with limited control and memory irregularity. Although they do include some irregular workloads such as BFS, their implementations are quite out-of-date. Thus, they are not good candidates for studying emerging irregular applications on accelerators.

	No. of workloads	Accelerator oriented	Irregular	Diverse	up-to-date
GARDENIA	9	√	√	√	√
PARSEC	12	×	×	√	√
Parboil	11	√	×	√	√
Rodinia	23	√	×	√	√
GAPBS	6	×	√	×	√
Pannotia	8	√	√	√	×
GraphBIG	6	√	√	√	×
LonestarGPU	7	√	√	×	√

Table 1. Comparison between GARDENIA and Previously Available Benchmark Suites. "No. of workloads" shows how many workloads are included; "Accelerator oriented" shows if the benchmark suite is built targeting accelerators; "Irregular" shows if the suite focuses on irregular workloads; "Diverse" shows if the suite includes diverse workloads and datasets; "up-to-date" shows if the suite employs up-to-date optimization techniques.

Graph Benchmarks for CPUs. *GAPBS* [3] is a graph processing benchmark suite on CPUs. It is a portable high-performance graph baseline using only OpenMP for parallelism. Their implementations are representatives of up-to-date performance on multicore CPUs. However, *GAPBS* does not include any implementation for accelerators. Besides, it only includes six typical graph benchmarks, which is not diverse enough to represent emerging irregular applications on accelerators.

Graph Benchmarks for GPUs. *Pannotia* [7] assembles a set of graph algorithms implemented in OpenCL, and the irregularities of these kernels are characterized on GPUs. However, due to limited knowledge on how to optimize graph algorithms on GPUs at that time, no specific optimization is applied. We will show that workloads which lack of state-of-the-art optimization techniques behaves quite differently from optimized ones in Section 4. *GraphBIG* [26] includes workloads for both CPU and GPU sides, using OpenMP and CUDA respectively. Since it mainly focuses on CPU versions, most of its GPU workloads are also straightforward implemented, although some of the GPU workloads achieve substantial speedup. *Lonestargpu* [6] includes a couple of irregular CUDA benchmarks with advanced optimizations, but it does not focus on emerging big-data and machine learning applications. Thus it is not an appropriate candidate for designing next-generation

accelerators for these domains. Besides, the datasets it provides are not diverse enough for deeply understanding graph algorithms.

Graph Processing Frameworks. Many parallel CPU (Pregel [22], GraphMat [38], Ligra [36], Graphlab [20, 21], GraphReduce [35]) and GPU (Gunrock [39], Medusa [41], CuSha [16]) graph processing frameworks are developed to provide programmability and high performance simultaneously. Efforts have been made to generalize the optimization techniques that are previously proposed in specific graph algorithms. These frameworks provide workloads that employ state-of-the-art techniques, but they can not be efficiently used for architecture research due to the complexity of their infrastructures. Note that they are not benchmarks suites, but they provide us the insight that guides our design. We apply the key optimizations in these frameworks to our workloads, making sure that our benchmark suite represents real-world applications.

Our GARDENIA benchmark suite tackles the limitations of existing benchmark suites, applies the state-of-the-art optimization techniques, and covers diverse irregular workloads and datasets. Thus, GARDENIA is a good benchmark candidate for architecture research.

3 THE GARDENIA BENCHMARK SUITE

GARDENIA is intended to provide a graph workload collection that represents important irregular applications running on the accelerators of modern datacenters for big-data analysis and machine learning. And in this way it can help graph processing research and accelerator design by standardizing evaluations. GARDENIA fully fulfill the demands highlighted in Section 2:

- Every workload is parallelized using OpenMP for multicore CPUs, CUDA for GPUs and OpenMP target for MICs to exploit massive parallelism.
- GARDENIA is not designed for regular HPC programs which have been well studied on accelerators in the last decade. It focuses on emerging irregular workloads that mimic actual machine-learning and big-data applications.
- All the benchmarks apply state-of-the-art optimization techniques, i.e., the benchmarks are reasonably optimized to get substantial speedups on GPUs and MICs.
- The workloads as well as their input datasets are multitudinous and are carefully selected from various application domains.

3.1 Optimization Techniques

We apply the state-of-the-art algorithm innovations and optimization techniques that have been widely employed in academic and industry libraries [11, 30, 39]. Benchmarks are neither over-optimized nor unoptimized (i.e. straightforward-implemented) for the target accelerator. Techniques bound to specific architectures are not included in our suite.

Mapping Strategies. Basically there are two parallelism strategies for graph algorithms: *quadratic* mapping and *linear* mapping [28]. Quadratic mapping checks every vertex of the graph in each iteration, and depending on if the vertex needs to be processed a thread may process its vertex or stay idle [24]. Quadratic mapping is intuitive and used for sequential-movement benchmarks. By contrast, a frontier queue is maintained in linear mapping strategy to hold the to be processed vertices during each iteration. Then corresponding threads are initialized and the number of threads is due to amount of vertices to be processed. Same number of to be processed vertices are distributed to each thread and therefore all threads are working till they terminate at the same time. [24]. In this way, linear mapping is commonly more efficient than quadratic mapping, but extra overhead arises from maintaining the frontier. We use linear mapping for traversal-based benchmarks (see section 3.2 for details).

Load Balancing. Load imbalance problem is one of the key issues for irregular algorithms, and is particularly worse for scale-free (power-law) graph datasets. Hong *et al.* [15] proposed a warp-execution method for BFS to map warps instead of threads to vertices. This scheme is applied in most of the GARDENIA benchmarks. Based on Hong’s scheme, Merrill *et al.* [24] proposed a multi-level load balancing scheme. According to the size of a vertex’s neighbor list, the workload of a vertex may be distributed to a thread, a warp or a thread block. This strategy turns out to be quite efficient on GPUs, and is employed in traversal-based benchmarks in GARDENIA.

Push vs. Pull Beamer *et al.* [2] proposed direction-optimizing BFS which uses two different methods to drive BFS: push and pull. The push method detects the status of vertices in current frontier and scatters them to their outgoing neighbors to create new frontier. The push method is intuitive and commonly used. Conversely, the pull method checks unvisited vertices whose parents are in the current frontier and gathers status from the incoming neighbors. The pull method is beneficial if the unvisited vertices’ number is less than the frontier size [39].

Reordering Queue. The order of vertices in the frontier queue decides the computation order, memory access order and load balance, and therefore affects performance. By orchestrating the order of vertices for processing, many graph algorithms can reduce overall computation workload or memory access latency. For example, we use the delta-stepping [25] implementation for OpenMP SSSP on CPUs and MICs. This approach organizes vertices in the output frontier into “bin” or “buckets” by their distances to the source vertex and those vertices with smaller distances get to be processed first.

Other Techniques. We also include architectural optimization techniques to take advantages of the underlying hardware. For example, we use the *texture cache* to hold the read-only data, i.e. the x vector in *spmv*, and thus the read-only data is forced to be cached in the L1 read-only cache which has much shorter latency than the off-chip DRAM. For MIC benchmarks, we enable *vectorization* to make full use of the compute capability. We also use *bit operations* to reduce computation and storage overhead, i.e., in linear mapping algorithms on the frontier queue, the current frontier is converted into a bitmap of vertices, and we get to know whether a vertex is active only by checking if they are valid in the bitmap. For many CUDA implementations, *kernel fusion* combines multiple kernels into a single one, and thus can keep the entire program on the accelerator. This is beneficial because it leverages producer-consumer locality between adjacent kernels [39].

3.2 Diverse Irregular Workloads

The GARDENIA suite currently includes the following 9 workloads (many more on the way to release):

Breadth-First Search (BFS) is a key graph primitive which traverses a graph in breadth-first order [24]. It starts at the tree root and explores the neighbor nodes first before moving to the next level neighbours. We implement it using the linear mapping strategy along with Merrill’s load balancing technique.

Single-Source Shortest Paths (SSSP) finds the shortest path from a specific source vertex to every other reachable vertices in a directed graph [12]. We implement delta-stepping algorithm for CPUs and Bellman-Ford algorithm for GPUs. SSSP is a traversal-based algorithm and we apply similar techniques as in BFS.

Betweenness Centrality (BC) is a measure of centrality in a graph based on shortest paths. For every pair of vertices in a connected graph there exists at least one shortest path between them. The betweenness centrality for each vertex is the number of these shortest paths that pass through the vertex. BC is also traversal-based.

PageRank (PR) ranks a website based on the score of its neighboring sites (i.e. the sites that link to it) [34]. Each vertex is given a initial score at the beginning. At each iteration, it scans each

Graph	# Vertices	# Edges	Avg. deg.	Description
cage14	1.5M	27M	18	DNA electrophoresis
Freescall	3.0M	23M	7.7	Circuit simulation
Flickr	2.3M	33M	14.4	Social relationship inside flickr.com
Web-Google	0.9M	5.1M	5.8	Webpage graph from Google
Youtube	1.1M	4.9M	4.3	Relationships of Youtube users
LiveJ	4.8M	69M	14.2	LiveJournal friendship network
Soc-Pokec	1.6M	31M	18.8	Pokec user relationship
Wikipedia	3.1M	39M	12.5	Wikipedia page link graph

Table 2. Suite of benchmark datasets

vertex and updates its score using the its neighbors’ scores and degrees. It iterates until the score change is small enough. Unlike above traversal-based benchmarks, PR has sequential-movement access pattern and so do all the following benchmarks.

Connected Components (CC) All the vertices of a connected component are assigned a unique label [4]. In each iteration, the label is propagated from a smaller-id vertex to its larger-id neighbors. The algorithm iterates until convergence (no propagation happens).

Triangle Counting (TC) counts how many triangles there are in an undirected graph [40]. It is essential in graph statistics applications (e.g. clustering coefficients). To find triangles, it computes the neighbor list intersection of each vertex and its neighbor.

Stochastic Gradient Descent (SGD) is a stochastic approximation of the gradient descent optimization. It decomposes the *ratings* matrix into two feature vectors (*users* and *items*), and it uses the dot product of *users* and *items* to make a rating prediction. It iterates until the error between prediction and the actual rating is small enough.

Sparse Matrix-Vector Multiplication (SpMV) is one of the most heavily used primitives in scientific computations [40]. It identifies the elements in a matrix that are non-zero and multiplies them in a vector.

Symmetric Gauss-Seidel smoother (SymGS) is an important primitive in High Performance Conjugate Gradients (HPCG) [11]. It carries out a forward and backward triangular solve whose operation is similar to SpMV but in a data-dependent order. We use vertex coloring [10] to find parallelism and arrange the order of tasks.

3.3 Diverse Input Datasets

A major characteristic of irregular applications is the input dependency. Research has shown that graph properties substantially affect performance [3]. Therefore, we should characterize graph workloads not only by the algorithms, but also by the properties of graph instances used.

Graph Size Due to the rapid increase of data size in modern datacenters, it has become problematic to manage and manipulate the large volume of data with relatively limited hardware resources. Our selected datasets should include large enough graph instances for big-data analysis. On the other hand, to support architecture research, small but representative datasets are also needed to guarantee that the simulation finishes in reasonable time.

Graph Density/Sparsity The average degree of vertices is usually used to represent the density of a graph. This parameter affects the computation intensity, irregularity, and the amount of locality exists in graph algorithms. A denser graph is likely to have more data reuse since vertices may be visited or updated more times. High density also means more regular memory access behavior.

However, denser graphs have more edges, which implies larger working set. In most case real-world graphs are sparse, which makes graph analytics irregular.

Graph Topology In [3], graphs are divided into two categories in terms of topology: meshes and social networks. Meshes usually have relatively higher diameter and lower degree distribution because they are usually obtained from physical world, such as electric transmission network. By contrast, social networks are non-spatial, and they usually have a power-law degree distribution (scale-free). Due to degrees (number of neighbors) of different vertices may vary much in a social network, load balancing is a major issue for parallel execution [3].

In summary, we select our datasets from the UF Sparse Matrix Collection [13], the SNAP dataset Collection [19], and the Koblenz Network Collection [18] which are all publicly available. Size, density, topology and application domains vary among these graphs. For example, twitter is a large “social network” graph that can be used to evaluate real machines, while road is a relatively small-sized graph with “mesh” topology that can be used in simulation. We list part of the datasets used for the following evaluation in Table 2.

4 EVALUATION

In this section, we evaluate GARDENIA in terms of workload irregularity, optimization effects, workload/dataset diversity, and accelerator coverage, showing the necessity of developing this irregular workload benchmark suite.

4.1 Experimental Setup

We test and compare 3 implementations in this paper including: (1) Serial: Serial implementation on CPU, (2) CUDA: CUDA implementation on GPU. (3) MIC: OpenMP target implementation on MIC(Xeon Phi).

Serial experiments are executed on dual socket Intel Xeon E5-2620 2.10 GHz 6-core CPU. We perform the CUDA experiments on NVIDIA K40m GPU with CUDA Toolkit 8.0 release. For the MIC experiments, we launch 228 threads on MIC, 4 threads on each of 57 cores. Option `-O3` and `-arch=sm_35` are used respectively for gcc and nvcc to compile the CUDA implementations.

All the benchmarks are executed for 10 times and the average execution time is collected. We only focus on the computation part of each program’s timing. For the CUDA implementation test, we exclude the data in/out transfer time, which is about 10%-15% of the entire execution time.

4.2 Workload Irregularity

Branch divergence and memory divergence are two critical factors that reflect workload irregularity. We use two metrics, BDR and MDS, to measure them. BDR (Branch Divergence Rate) is the average ratio of inactive threads per warp, which reflects the amount of branch divergence[27]. MDS (Memory Divergence Scale) is the average number of executed instruction’s replays due to memory issues. The replay will be repeated until all requested data are ready, and therefore MDS may be greater than 1.

We select 9 workloads from GARDENIA as irregular workloads along with 6 workloads from NVIDIA SDK [32] and Rodinia [9] as regular ones for comparison. The regular workloads covers various algorithms in specific application domains: Matrix Multiplication (MM) is from the dense linear algebra area; Hotspot (HS) performs physical simulation; Scan (SCN) and Reduction(RDC) are widely used parallel computing primitives; MonteCarlo (MC) and Binomial Options (BiO) are financial applications. We run all the workloads with the same input dataset.

Figure 1 shows that GARDENIA workloads have much higher BDR and MDS compared to the regular ones, which demonstrates that irregular workloads in real-world big-data applications have high branch and memory diversities. The high irregularity makes GARDENIA workloads behave

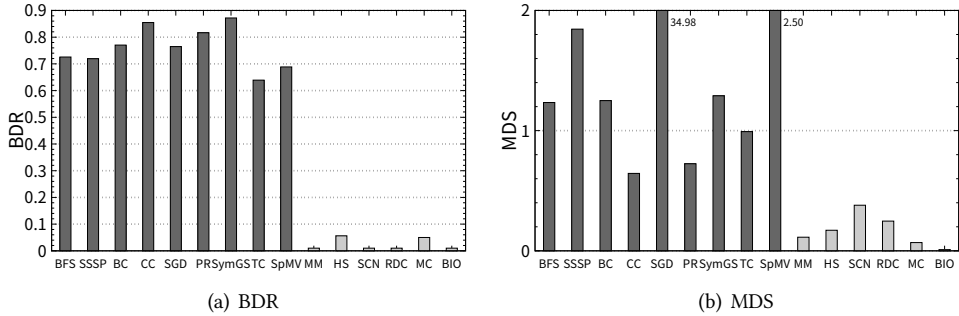


Fig. 1. The difference between irregular and regular workloads.

significantly different from those structured benchmarks found in previous generic suites, which implies the necessity of constructing an irregular benchmark suite like GARDENIA.

4.3 Optimization Effects

We employ state-of-the-art optimization techniques for each GARDENIA workload. This is essential because straightforward implementations may show largely different microarchitectural behaviors and mislead architecture design. We compare GARDENIA and straightforward CUDA implementations to show our optimization effects.

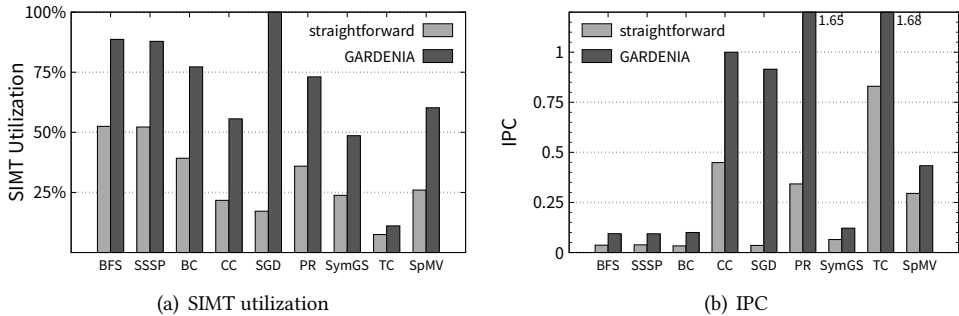


Fig. 2. Optimization effects measured by the SIMT utilization and IPC.

Figure 2 compares the SIMT utilization and IPC (Instructions per cycle) of the *straightforward* implementations (similar to those provided in Pannotia [7] and GraphBIG [27]) and the *GARDENIA* implementations with optimizations applied. We observe that the SIMT utilization as long as the executed IPC of the GPU are largely increased by applying optimization, leading up to $3.8 \times$ performance improvement. This huge difference indicates that optimization techniques can substantially change program behavior, so it is necessary to include up-to-date techniques in benchmark suite so as to closely mimic the behavior of real-world applications which are most likely built using these optimizations.

4.4 Workload and Dataset Diversity

To represent emerging irregular workloads for next-generation accelerators, GARDENIA selects representative workloads from various application domains. Furthermore, as graph processing performance depends not only on the workload but also on the dataset to run, a careful collection

of graph datasets is of necessity. We show this with the CUDA implementations of 8 GARDENIA workloads with 5 different datasets. SGD uses quite different datasets as others, so we exclude SGD from this comparison.

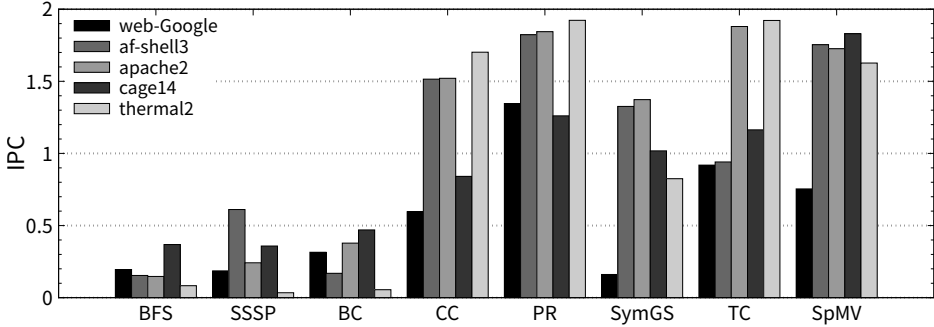


Fig. 3. The program IPC for different workloads and datasets.

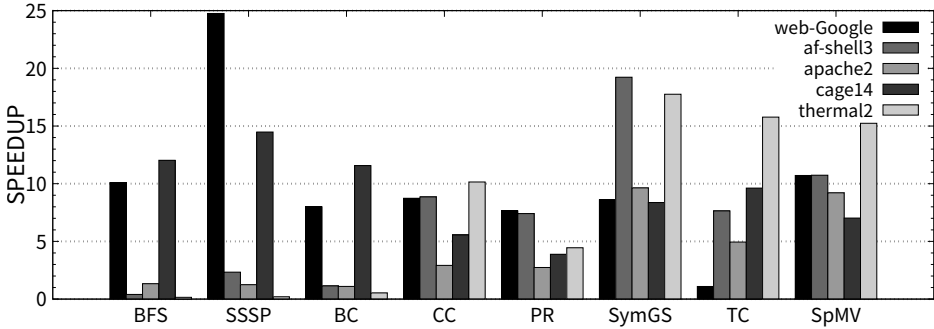


Fig. 4. The program speedup for different workloads and datasets.

Figure 3 shows the IPC for 8 workloads running with different input datasets. In each workload cluster, IPC varies widely among different datasets. For the same dataset, different workloads may lead to entirely different IPCs. For example, for thermal2, BFS, SSSP and BC have low IPCs which are below 0.1, while CC, PR, TC and SpMV have much higher IPCs (above 1.5). Thus, architecture research needs a diverse set of workloads (in terms of application domains and program behaviors) and input datasets (in terms of graph size, density, and topology) to make microarchitecture characteristics fully manifest, and GARDENIA is designed to meet this requirement.

Figure 4 shows the speedup of the 8 workloads in comparison with the CPU serial implementations. It shows similar behavior like Figure 3. The speedups vary widely with different datasets. For the same dataset, different workloads lead to entirely different speedups. In particular, we can see BFS, SSSP and BC get speedup lower than 1 with some input datasets, which means current CUDA implementations of them are not efficient.

4.5 Accelerator Coverage

GARDENIA targets future accelerator architecture research, including GPU and MIC. It includes both GPU and MIC implementation of all workloads, along with CPU OpenMP implementation. To demonstrate the difference between MIC and GPU, we show their speedups of running BFS on 6 datasets.

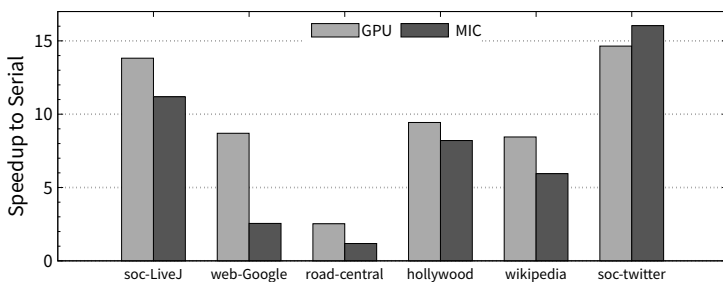


Fig. 5. Speedup comparison between GPU and MIC

Figure 5 shows the speedup of GPU and MIC implementations versus the serial CPU implementation of the BFS workload with 6 different datasets. Similar to GPU, graph workloads are also data sensible on MIC. For example, BFS with input *soc-twitter* running on MIC can get speedup of $16.0 \times$, while the corresponding speedup is only $1.2 \times$ for input *road_central*. Due to MIC’s lower core number and flexibility, speedup on MIC are relatively lower than that on GPU.

In fact, due to different features of MIC and GPU, irregular workloads running on them have significantly different microarchitecture behaviors. Thus, it is important to include both GPU and MIC implementations in GARDENIA. We don’t discuss in depth the microarchitectural difference details in this paper.

5 CONCLUSION

In this paper, we present GARDENIA, a domain-specific benchmark suite for studying irregular algorithms on massively parallel accelerators. With workloads and datasets carefully selected as well as state-of-the-art techniques employed, GARDENIA is designed to represent emerging real-world applications on modern datacenters, and to facilitate accelerator architecture research.

Our characterization illustrates that GARDENIA benchmarks exhibit quite different microarchitectural behavior from structured workloads and straightforward-implemented graph benchmarks, and thus demonstrating the necessity of constructing such a suite.

REFERENCES

- [1] Junwhan Ahn, Sungpack Hong, Sungjoo Yoo, Onur Mutlu, and Kiyoun Choi. 2015. A Scalable Processing-in-memory Accelerator for Parallel Graph Processing. In *Proceedings of the 42Nd Annual International Symposium on Computer Architecture (ISCA) (ISCA ’15)*. ACM, New York, NY, USA, 105–117. <https://doi.org/10.1145/2749469.2750386>
- [2] Scott Beamer, Krste Asanović, and David Patterson. 2012. Direction-optimizing Breadth-first Search. In *Proceedings of the International Conference on High Performance Computing, Networking, Storage and Analysis (SC) (SC ’12)*. IEEE Computer Society Press, Los Alamitos, CA, USA, Article 12, 10 pages.
- [3] S. Beamer, K. Asanovic, and D. Patterson. 2015. Locality Exists in Graph Processing: Workload Characterization on an Ivy Bridge Server. In *Proceedings of the IEEE International Symposium on Workload Characterization (IISWC)*. 56–65. <https://doi.org/10.1109/IISWC.2015.12>
- [4] Scott Beamer, Krste Asanovic, and David A. Patterson. 2015. The GAP Benchmark Suite. *CoRR* abs/1508.03619 (2015). <http://arxiv.org/abs/1508.03619>
- [5] Christian Bienia, Sanjeev Kumar, Jaswinder Pal Singh, and Kai Li. 2008. The PARSEC Benchmark Suite: Characterization and Architectural Implications. In *Proceedings of the 17th International Conference on Parallel Architectures and Compilation Techniques (PACT ’08)*. ACM, New York, NY, USA, 72–81. <https://doi.org/10.1145/1454115.1454128>
- [6] M. Burtscher, R. Nasre, and K. Pingali. 2012. A quantitative study of irregular programs on GPUs. In *Proceedings of the IEEE International Symposium on Workload Characterization (IISWC) (IISWC ’12)*. 141–151.
- [7] S. Che, B. M. Beckmann, S. K. Reinhardt, and K. Skadron. 2013. Pannotia: Understanding irregular GPGPU graph applications. In *Proceedings of the IEEE International Symposium on Workload Characterization (IISWC)*. 185–195. <https://doi.org/10.1109/IISWC.2013.6704684>

- [8] Shuai Che, M. Boyer, Jiayuan Meng, D. Tarjan, J.W. Sheaffer, Sang-Ha Lee, and K. Skadron. 2009. Rodinia: A benchmark suite for heterogeneous computing. In *Proceedings of the IEEE International Symposium on Workload Characterization (IISWC '09)*, 44–54. <https://doi.org/10.1109/IISWC.2009.5306797>
- [9] Shuai Che, Michael Boyer, Jiayuan Meng, David Tarjan, Jeremy W Sheaffer, Sang-Ha Lee, and Kevin Skadron. 2009. Rodinia: A benchmark suite for heterogeneous computing. In *Workload Characterization, 2009. IISWC 2009. IEEE International Symposium on*. Ieee, 44–54.
- [10] Xuhao Chen, Pingfan Li, Jianbin Fang, Tao Tang, Zhiying Wang, and Canqun Yang. 2017. Efficient and High-quality Sparse Graph Coloring on the GPU. *Concurrency and Computation: Practice and Experience* 29, 10 (April 2017).
- [11] Steven Dalton, Nathan Bell, Luke Olson, and Michael Garland. 2014. Cusp: Generic Parallel Algorithms for Sparse Matrix and Graph Computations. (2014). <http://cusplibrary.github.io/> Version 0.5.0.
- [12] A. Davidson, S. Baxter, M. Garland, and J. D. Owens. 2014. Work-Efficient Parallel GPU Methods for Single-Source Shortest Paths. In *Proceedings of the IEEE 28th International Parallel and Distributed Processing Symposium (IPDPS)*, 349–359. <https://doi.org/10.1109/IPDPS.2014.45>
- [13] Timothy A Davis and Yifan Hu. 2011. The University of Florida sparse matrix collection. *ACM Transactions on Mathematical Software (TOMS)* 38, 1 (2011), 1.
- [14] T. J. Ham, L. Wu, N. Sundaram, N. Satish, and M. Martonosi. 2016. Graphicionado: A high-performance and energy-efficient accelerator for graph analytics. In *2016 49th Annual IEEE/ACM International Symposium on Microarchitecture (MICRO)*, 1–13. <https://doi.org/10.1109/MICRO.2016.7783759>
- [15] Sungpack Hong, Sang Kyun Kim, Tayo Oguntebi, and Kunle Olukotun. 2011. Accelerating CUDA Graph Algorithms at Maximum Warp. In *Proceedings of the 16th ACM Symposium on Principles and Practice of Parallel Programming (PPoPP) (PPoPP '11)*. ACM, New York, NY, USA, 267–276. <https://doi.org/10.1145/1941553.1941590>
- [16] Farzad Khorasani, Keval Vora, Rajiv Gupta, and Laxmi N. Bhuyan. 2014. CuSha: Vertex-centric Graph Processing on GPUs. In *Proceedings of the 23rd International Symposium on High-performance Parallel and Distributed Computing (HPDC) (HPDC '14)*. ACM, New York, NY, USA, 239–252. <https://doi.org/10.1145/2600212.2600227>
- [17] Yehuda Koren, Robert Bell, and Chris Volinsky. 2009. Matrix Factorization Techniques for Recommender Systems. *Computer* 42, 8 (Aug. 2009), 30–37. <https://doi.org/10.1109/MC.2009.263>
- [18] Jérôme Kunegis. 2013. Konect: the koblenz network collection. In *Proceedings of the 22nd International Conference on World Wide Web*. ACM, 1343–1350.
- [19] J. Leskovec. 2013. SNAP: Stanford Network Analysis Platform. (2013). <http://snap.stanford.edu/data/index.html>
- [20] Yucheng Low, Danny Bickson, Joseph Gonzalez, Carlos Guestrin, Aapo Kyrola, and Joseph M. Hellerstein. 2012. Distributed GraphLab: A Framework for Machine Learning and Data Mining in the Cloud. *Proceedings of the VLDB Endowment* 5, 8 (April 2012), 716–727. <https://doi.org/10.14778/2212351.2212354>
- [21] Yucheng Low, Joseph Gonzalez, Aapo Kyrola, Danny Bickson, Carlos Guestrin, and Joseph M. Hellerstein. 2010. Graphlab: A new parallel framework for machine learning. In *Proceedings of the UAI*. 340–349.
- [22] Grzegorz Malewicz, Matthew H. Austern, Aart J.C Bik, James C. Dehnert, Ilan Horn, Naty Leiser, and Grzegorz Czajkowski. 2010. Pregel: A System for Large-scale Graph Processing. In *Proceedings of the ACM SIGMOD International Conference on Management of Data (SIGMOD '10)*. ACM, New York, NY, USA, 135–146. <https://doi.org/10.1145/1807167.1807184>
- [23] Adam McLaughlin and David A. Bader. 2014. Scalable and High Performance Betweenness Centrality on the GPU. In *Proceedings of the International Conference for High Performance Computing, Networking, Storage and Analysis (SC) (SC '14)*. IEEE Press, Piscataway, NJ, USA, 572–583. <https://doi.org/10.1109/SC.2014.52>
- [24] Duane Merrill, Michael Garland, and Andrew Grimshaw. 2012. Scalable GPU Graph Traversal. In *Proceedings of the 17th ACM SIGPLAN Symposium on Principles and Practice of Parallel Programming (PPoPP) (PPoPP '12)*. ACM, New York, NY, USA, 117–128.
- [25] U. Meyer and P. Sanders. 2003. Δ-stepping: A Parallelizable Shortest Path Algorithm. *J. Algorithms* 49, 1 (Oct. 2003), 114–152. [https://doi.org/10.1016/S0196-6774\(03\)00076-2](https://doi.org/10.1016/S0196-6774(03)00076-2)
- [26] Lifeng Nai, Yinglong Xia, Ilie G. Tanase, Hyesoon Kim, and Ching-Yung Lin. 2015. GraphBIG: Understanding Graph Computing in the Context of Industrial Solutions. In *Proceedings of the International Conference for High Performance Computing, Networking, Storage and Analysis (SC '15)*. ACM, New York, NY, USA, Article 69, 12 pages. <https://doi.org/10.1145/2807591.2807626>
- [27] Lifeng Nai, Yinglong Xia, Ilie G Tanase, Hyesoon Kim, and Ching-Yung Lin. 2015. GraphBIG: understanding graph computing in the context of industrial solutions. In *High Performance Computing, Networking, Storage and Analysis, 2015 SC-International Conference for*. IEEE, 1–12.
- [28] R. Nasre, M. Burtscher, and K. Pingali. 2013. Data-Driven Versus Topology-driven Irregular Computations on GPUs. In *Proceedings of the 27th IEEE International Parallel Distributed Processing Symposium (IPDPS) (IPDPS '13)*. 463–474.
- [29] NVIDIA. 2016. cuDNN Library. (2016). <https://developer.nvidia.com/cudnn/>
- [30] NVIDIA. 2016. CUSPARSE Library. (2016). <http://docs.nvidia.com/cuda/cusparse/>

- [31] NVIDIA. 2016. nvGRAPH Library. (2016). <http://docs.nvidia.com/cuda/nvgraph/index.html>
- [32] GPU Nvidia. 2013. computing SDK. *Gpu computing sdk*. Available at: <https://developer.nvidia.com/gpu-computing-sdk> 22, 07 (2013), 2013.
- [33] Muhammet Mustafa Ozdal, Serif Yesil, Taemin Kim, Andrey Ayupov, John Greth, Steven Burns, and Ozcan Ozturk. 2016. Energy Efficient Architecture for Graph Analytics Accelerators. In *Proceedings of the 43rd International Symposium on Computer Architecture (ISCA '16)*. IEEE Press, Piscataway, NJ, USA, 166–177. <https://doi.org/10.1109/ISCA.2016.24>
- [34] Larry Page, Sergey Brin, R. Motwani, and T. Winograd. 1998. The PageRank Citation Ranking: Bringing Order to the Web. (1998).
- [35] Dipanjan Sengupta, Shuaiwen Leon Song, Kapil Agarwal, and Karsten Schwan. 2015. GraphReduce: Processing Large-scale Graphs on Accelerator-based Systems. In *Proceedings of the International Conference for High Performance Computing, Networking, Storage and Analysis (SC '15)*. ACM, New York, NY, USA, Article 28, 12 pages. <https://doi.org/10.1145/2807591.2807655>
- [36] Julian Shun and Guy E. Blelloch. 2013. Ligra: A Lightweight Graph Processing Framework for Shared Memory. In *Proceedings of the 18th ACM SIGPLAN Symposium on Principles and Practice of Parallel Programming (PPoPP '13)*. ACM, New York, NY, USA, 135–146. <https://doi.org/10.1145/2442516.2442530>
- [37] John A. Stratton, Christopher Rodrigues, I-Jui Sung, Nady Obeid, Liwen Chang, Geng Liu, and Wen-Mei W. Hwu. 2012. *Parboil: A Revised Benchmark Suite for Scientific and Commercial Throughput Computing*. Technical Report IMPACT-12-01. UIUC, Urbana. <http://impact.crhc.illinois.edu/Shared/Docs/impact-12-01.parboil.pdf>
- [38] Narayanan Sundaram, Nadathur Satish, Md Mostofa Ali Patwary, Subramanya R. Dulloor, Michael J. Anderson, Satya Gautam Vadlamudi, Dipankar Das, and Pradeep Dubey. 2015. GraphMat: High Performance Graph Analytics Made Productive. *Proc. VLDB Endow.* 8, 11 (July 2015), 1214–1225. <https://doi.org/10.14778/2809974.2809983>
- [39] Yangzihao Wang, Andrew Davidson, Yuechao Pan, Yuduo Wu, Andy Riffel, and John D. Owens. 2016. Gunrock: A High-Performance Graph Processing Library on the GPU. In *Proceedings of the 21st ACM SIGPLAN Symposium on Principles and Practice of Parallel Programming (PPoPP 2016)*. <https://doi.org/10.1145/2851141.2851145>
- [40] Xiangyao Yu, Christopher J. Hughes, Nadathur Satish, and Srinivas Devadas. 2015. IMP: Indirect Memory Prefetcher. In *Proceedings of the 48th International Symposium on Microarchitecture (MICRO-48)*. ACM, New York, NY, USA, 178–190. <https://doi.org/10.1145/2830772.2830807>
- [41] J. Zhong and B. He. 2014. Medusa: Simplified Graph Processing on GPUs. *IEEE Transactions on Parallel and Distributed Systems* 25, 6 (June 2014), 1543–1552. <https://doi.org/10.1109/TPDS.2013.111>

Received Month Year; revised Month Year; accepted Month Year