

A Constant-Factor Approximation Algorithm for the Asymmetric Traveling Salesman Problem

Ola Svensson* Jakub Tarnawski* László A. Végh[†]

August 15, 2017

Abstract

We give a constant-factor approximation algorithm for the asymmetric traveling salesman problem. Our approximation guarantee is analyzed with respect to the standard LP relaxation, and thus our result confirms the conjectured constant integrality gap of that relaxation.

Our techniques build upon the constant-factor approximation algorithm for the special case of node-weighted metrics. Specifically, we give a generic reduction to structured instances that resemble but are more general than those arising from node-weighted metrics. For those instances, we then solve Local-Connectivity ATSP, a problem known to be equivalent (in terms of constant-factor approximation) to the asymmetric traveling salesman problem.

Keywords: approximation algorithms, asymmetric traveling salesman problem, combinatorial optimization, linear programming

*École Polytechnique Fédérale de Lausanne. Email: *firstname.lastname@epfl.ch*. Supported by ERC Starting Grant 335288-OptApprox.

[†]London School of Economics. Email: *l.vegh@lse.ac.uk*. Supported by EPSRC First Grant EP/M02797X/1.

1 Introduction

The traveling salesman problem — to find the shortest tour visiting n given cities — is one of the best-known NP-hard optimization problems.

Without any assumptions on the distances, a simple reduction from the problem of deciding whether a graph is Hamiltonian shows that it is NP-hard to approximate the shortest tour to within any factor. Therefore it is common to relax the problem by allowing the tour to visit cities more than once. This is equivalent to assuming that the distances satisfy the triangle inequality: the distance from city i to k is no larger than the distance from i to j plus the distance from j to k . All results mentioned and proved in this paper refer to this setting.

If we further assume the distances to be symmetric, then Christofides’ classic algorithm from 1976 is guaranteed to find a tour of length at most $3/2$ times the optimum [Chr76]. Improving this approximation guarantee is a notorious open question in approximation algorithms. There has been a flurry of recent progress in the special case when distances are given as unweighted shortest path metrics [GSS11, MS16, Muc12, SV14]. However, even though the standard linear programming (LP) relaxation is conjectured to approximate the optimum within a factor of $4/3$, it remains an elusive problem to improve upon Christofides’ algorithm.

If we do not restrict ourselves to symmetric distances, we obtain the more general asymmetric traveling salesman problem (ATSP). Compared to the symmetric setting, the gap in our understanding is much larger, and the current algorithmic techniques have failed to give *any* constant approximation guarantee. This is especially intriguing as the standard LP relaxation, also known as the *Held-Karp lower bound*, is conjectured to approximate the optimum to within a small constant. In fact, it is only known that its integrality gap¹ is at least 2 [CGK06].

The first approximation algorithm for ATSP was given by Frieze, Galbiati and Maffioli [FGM82], achieving an approximation guarantee of $\log_2(n)$. Their elegant “repeated cycle cover” approach was refined in several papers [Blã08, KLSS05, FS07], but there was no *asymptotic* improvement in the approximation guarantee until the more recent $O(\log n / \log \log n)$ -approximation algorithm by Asadpour et al. [AGM⁺10]. They introduced a new and influential approach to ATSP based on a connection to the graph-theoretic concept of thin spanning trees. This has further led to improved algorithms for special cases of ATSP, such as graphs of bounded genus [GS11]. Moreover, Anari and Oveis Gharan recently exploited this connection to significantly improve the best known upper bound on the integrality gap of the standard LP relaxation to $O(\text{poly log log } n)$ [AG15]. This implies an efficient algorithm for estimating the optimal value of a tour within a factor $O(\text{poly log log } n)$ but, as their arguments are non-constructive, no approximation algorithm for finding a tour of matching guarantee.

Around the same time as [AG15], an alternative approach for approximating ATSP was introduced in [Sve15]. The approach reduces the problem of approximating ATSP to a seemingly easier problem named Local-Connectivity ATSP. When restricted to

¹Recall that the integrality gap is defined as the maximum ratio between the optimum values of the exact (integer) formulation and of its relaxation.

the special case of node-weighted metrics, [Sve15] also gave an algorithm for Local-Connectivity ATSP, implying a constant-factor approximation algorithm for that special case. In this paper, we build upon and generalize this result to give a constant-factor approximation algorithm for general metrics.

Theorem 1.1. *There is a polynomial-time algorithm for ATSP that returns a tour of value at most a constant times the Held-Karp lower bound.*

We remark that we have not optimized the constant of the approximation guarantee, in favor of simplicity. However, we believe that further developments are needed to get close to the lower bound of 2 on the integrality gap [CGK06] and the inapproximability of $75/74$ [KLS13]. See the conclusions (Section 9) for further discussion and open problems.

Brief overview of approach and outline of paper. The approach consists of two parts: First, we reduce the problem of approximating ATSP to that of solving structured instances. For these instances, we then solve Local-Connectivity ATSP, which, by virtue of [Sve15], implies a constant-factor approximation algorithm for ATSP.

The reduction to structured instances is itself done in several steps that we now briefly explain. It will be convenient to define ATSP in terms of its *graphic formulation*:

Definition 1.2. The input for ATSP is a pair (G, w) , where G is a strongly connected directed graph, and w is a nonnegative weight function defined on the edges. The objective is to find a closed walk of minimum weight that visits every vertex at least once.

Without loss of generality, one could assume that G is a complete directed graph. However, for our reductions, it will be important that G may not be complete. We also remark that a closed walk that visits every vertex at least once is equivalent to an Eulerian multiset of edges that connects the graph. (An edge set of a directed graph is Eulerian if the in-degree of each vertex equals its out-degree.)

In the preliminaries (Section 2.2) we exploit the extreme point structure of the LP relaxation and of its dual to show that we can focus on *laminarly-weighted ATSP instances*: there is a laminar family \mathcal{L} of vertex sets and a non-negative vector $(y_S)_{S \in \mathcal{L}}$ such that any edge e has $w(e) = \sum_{S \in \mathcal{L}: e \in \delta(S)} y_S$, where $\delta(S)$ denotes the edges in the cut defined by S . See the left part of Figure 1 for an example. This is a generalization of node-weighted metrics, which correspond to the case when the laminar family only contains singleton sets.

We further explore the structure of sets in \mathcal{L} : in Section 3 we study paths inside sets $S \in \mathcal{L}$ and, in Section 4, we introduce analogs of the classic graph-theoretic operations of contracting and inducing on such a set. These operations naturally give rise to a recursive algorithm that, intuitively, works as long as the contraction of some set $S \in \mathcal{L}$ results in a significant decrease in the value of the LP relaxation. In Section 5 we formally analyze this recursive algorithm and reduce the task of approximating ATSP to that of approximating *irreducible* instances: those where no set $S \in \mathcal{L}$ brings about a significant decrease of the LP value if contracted.

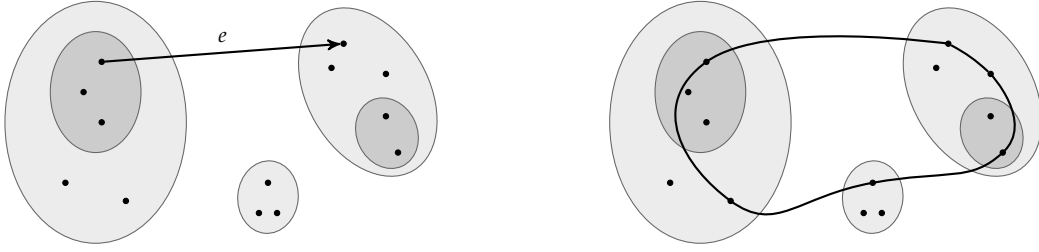


Figure 1: On the left we give an example of a laminary-weighted ATSP instance. The sets of the laminary family are shown in gray. We depict a single edge e that crosses three sets in the laminary family, say S_1, S_2, S_3 , and so $w(e) = y_{S_1} + y_{S_2} + y_{S_3}$. On the right, we give an example of a vertebrate pair. Notice that the backbone (depicted as the cycle) crosses all non-singleton sets of the laminary family, though it may not visit all the vertices.

Informally, every set $S \in \mathcal{L}$ in an irreducible instance has two vertices $u, v \in S$ such that the shortest path from u to v crosses a large (weighted) fraction of the sets $R \in \mathcal{L} : R \subsetneq S$ (otherwise contracting S into a single vertex, endowed with a node-weight equal to the weight of the shortest path, would lead to a decrease in the LP value). This insight, together with the approximation algorithm for node-weighted metrics in [Sve15], allows us to construct a low-weight subtour B that does not necessarily visit every vertex but it crosses every non-singleton set of \mathcal{L} . See the right part of Figure 1 for an example. We refer to B as a *backbone*, and to the ATSP instance and the backbone together as a *vertebrate pair*. This reduction allows us to further assume that our input is such a vertebrate pair; it is presented in Section 6.

Having reduced the original problem to vertebrate pairs, in Section 7 we give an algorithm for Local-Connectivity ATSP for such instances. The main technical ingredient of the argument is Lemma 7.3, where we use the idea of finding a min-cost circulation in an auxiliary “split graph”. This is inspired by [STV16] on ATSP with two edge-weights, although the concepts are not identical, and (perhaps surprisingly) the proof for general metrics is simpler. By our reductions and the result in [Sve15] this then implies the main result, Theorem 1.1, as explained in Section 8.

2 Preliminaries

We let \mathbb{R}_+ denote the set of nonnegative real numbers. The *support* of a function $f : X \rightarrow \mathbb{R}_+$ is the subset $\{x \in X : f(x) > 0\}$. For a subset $Y \subseteq X$, we also use $f(Y) = \sum_{x \in Y} f(x)$.

For a directed graph G , we let $V(G)$ and $E(G)$ to denote the set of vertices and edges, respectively. We simply use V and E whenever the graph is clear from the context. By an edge set $F \subseteq E$, we always mean an *edge multiset*: the same edge can be present in multiple copies. We will refer to the union of two edge (multi)sets as a multiset (adding up the multiplicities of every edge).

A closed walk is a *subtour* and it is a *tour* if it visits every vertex at least once. As mentioned in the introduction, a tour is equivalent to an Eulerian multiset of edges

that connects the graph. Similarly, a subtour is equivalent to an Eulerian multiset of edges that form a single component. In the sequel, we use this viewpoint.

For a vertex set $U \subseteq V$, we let $G[U]$ denote the subgraph induced by U . That is, $G[U]$ is the subgraph of G whose vertex set is U and whose edge set consists of all of the edges in $E(G)$ that have both endpoints in U . We also let G/U denote the graph obtained by contracting the vertex set U , i.e., the graph obtained by replacing the vertices in U by a single new vertex u , and redirecting every edge with one endpoint in U to the new vertex u . This may create parallel edges in G/U . We keep all parallel copies; thus, every edge in G/U will have a unique preimage in G .

For vertex sets $S, T \subseteq V$, we let $\delta(S, T) = \{(u, v) \in E : u \in S \setminus T, v \in T \setminus S\}$. For a set $S \subseteq V$, we let $\delta^+(S) = \delta(S, V \setminus S)$ denote the set of outgoing edges, and we let $\delta^-(S) = \delta(V \setminus S, S)$ denote the set of incoming edges. Further, let $\delta(S) = \delta^-(S) \cup \delta^+(S)$. For a vertex $v \in V$, we let $\delta^+(v) = \delta^+(\{v\})$ and $\delta^-(v) = \delta^-(\{v\})$. For an edge (multi)set $F \subseteq E$, we use $\delta_F(S, T) = \delta(S, T) \cap F$, $\delta_F^+(S) = \delta^+(S) \cap F$, etc. Further, let $\mathbb{1}_F$ denote the indicator vector of F , which has a coordinate for each edge e with value equal to the multiplicity of e in F .

For a set $S \subseteq V$, we let S_{in} and S_{out} be those vertices of S that have an incoming edge from outside of S or an outgoing edge to outside of S , respectively. That is,

$$S_{\text{in}} = \{v \in S : \delta^-(S) \cap \delta^-(v) \neq \emptyset\}, \quad \text{and} \quad S_{\text{out}} = \{v \in S : \delta^+(S) \cap \delta^+(v) \neq \emptyset\}.$$

2.1 Held-Karp Relaxation

Given an edge-weighted directed graph (G, w) , the Held-Karp relaxation has a variable $x(e) \geq 0$ for every edge $e \in E$. The intended solution is that $x(e)$ should equal the number of times e is used in the solution. The linear programming relaxation $\text{LP}(G, w)$ is now defined as follows:

$$\begin{aligned} & \text{minimize} && \sum_{e \in E} w(e)x(e) \\ & \text{subject to} && x(\delta^+(v)) = x(\delta^-(v)) \quad \text{for } v \in V, \\ & && x(\delta(S)) \geq 2 \quad \text{for } \emptyset \neq S \subseteq V, \\ & && x \geq 0. \end{aligned} \tag{LP}(G, w)$$

The optimum value of this LP is called the *Held-Karp lower bound*. The first set of constraints says that the in-degree should equal the out-degree for each vertex, i.e., the solution should be Eulerian. We call a vector x satisfying these constraints an *Eulerian vector*. The second set of constraints enforces that the solution is connected. These are sometimes referred to as subtour elimination constraints. Notice that the Eulerian property implies $x(\delta^-(S)) = x(\delta^+(S))$ for every set $S \subseteq V$, and therefore these constraints are equivalent to $x(\delta^+(S)) \geq 1$ for all $\emptyset \neq S \subseteq V$, which appear more frequently in the literature. We use the above formulation as it enables some simplifications in the presentation.

We say that a set $S \subseteq V$ is *tight* with respect to a solution x to $\text{LP}(G, w)$ if $x(\delta(S)) = 2$, that is, $x(\delta^-(S)) = x(\delta^+(S)) = 1$.

Let us now formulate the dual linear program $\text{DUAL}(G, w)$. We associate variables $(\alpha_v)_{v \in V}$ and $(y_S)_{\emptyset \neq S \subseteq V}$ with the first and second set of constraints of $\text{LP}(G, w)$, respectively.

$$\begin{aligned} & \text{maximize} && \sum_{\emptyset \neq S \subseteq V} 2 \cdot y_S \\ & \text{subject to} && \sum_{S: (u,v) \in \delta(S)} y_S + \alpha_u - \alpha_v \leq w(u, v) \quad \text{for } (u, v) \in E, \quad (\text{DUAL}(G, w)) \\ & && y \geq 0. \end{aligned}$$

For singleton sets $\{u\}$, we will also use the notation $y_u = y_{\{u\}}$. We remark that although the Held-Karp relaxation has exponentially many constraints, it is well-known that we can solve it in polynomial time either using the ellipsoid method with a separation oracle, or by formulating an equivalent compact (polynomial-size) linear program.

An optimal solution to $\text{DUAL}(G, w)$ can also be found in polynomial time. To see this, note that when solving $\text{LP}(G, w)$, the ellipsoid method returns a polynomial number of constraints used as cutting planes. These provide a polynomial-size family $\mathcal{S} \subseteq 2^V$ such that $\text{DUAL}(G, w)$ has an optimal solution with support contained in \mathcal{S} . Moreover, we show that one can efficiently obtain a dual optimal solution with a “nice” support, as stated below. A family $\mathcal{L} \subseteq 2^V$ of vertex subsets is *laminar* if for any $X, Y \in \mathcal{L}$ we have either $X \subseteq Y$ or $Y \subseteq X$ or $X \cap Y = \emptyset$.

Lemma 2.1. *For every edge-weighted digraph (G, w) there exists an optimal solution (α, y) to $\text{DUAL}(G, w)$ such that the support of y is a laminar family of vertex subsets. Moreover, such a solution can be computed in polynomial time.*

Proof. Let us start by showing the existence of a laminar optimal solution using a standard uncrossing argument. Select (α, y) to be an optimal solution to $\text{DUAL}(G, w)$ that minimizes $\sum_S |S| y_S$. That is, among all dual solutions that maximize $2 \sum_S y_S$, we select one that minimizes $\sum_S |S| y_S$. We claim that $\mathcal{L} = \{S : y_S > 0\}$ is a laminar family. Suppose not, i.e., that there are sets $A, B \in \mathcal{L}$ such that $A \cap B, A \setminus B, B \setminus A \neq \emptyset$. Then we can obtain a new dual solution (α, \hat{y}) , where \hat{y} is defined, for $\varepsilon = \min(y_A, y_B)$, as

$$\hat{y}_S = \begin{cases} y_S - \varepsilon & \text{if } S = A \text{ or } S = B, \\ y_S + \varepsilon & \text{if } S = A \setminus B \text{ or } S = B \setminus A, \\ y_S & \text{otherwise.} \end{cases}$$

That (α, \hat{y}) remains a feasible solution follows since \hat{y} remains non-negative (by the selection of ε) and for any edge e , we have

$$\mathbb{1}_{e \in \delta(A)} + \mathbb{1}_{e \in \delta(B)} \geq \mathbb{1}_{e \in \delta(A \setminus B)} + \mathbb{1}_{e \in \delta(B \setminus A)}.$$

Therefore $\sum_{S: e \in \delta(S)} \hat{y}_S \leq \sum_{S: e \in \delta(S)} y_S$ and so the constraint corresponding to edge e remains satisfied. Further, we clearly have $2 \sum_S \hat{y}_S = 2 \sum_S y_S$. In other words, (α, \hat{y}) is an

optimal dual solution. However,

$$\sum_S |S|(y_S - \hat{y}_S) = \varepsilon(|A| + |B| - |A \setminus B| - |B \setminus A|) > 0,$$

which contradicts that (α, y) was selected to be an optimal dual solution that minimizes $\sum_S |S|y_S$. Therefore, there can be no such sets A and B in \mathcal{L} , and so it is a laminar family.

To find a laminar optimal solution in polynomial time, we start with an arbitrary dual optimal solution. As noted above, it can be computed in polynomial time. Now we can apply the above uncrossing operation to obtain a laminar optimal solution. A result by Karzanov [Kar96, Theorem 2] shows that if we carefully select the order of pairs to uncross, this can be performed in polynomial time (although for an arbitrary sequence, the number of uncrossing steps may not be polynomially bounded). \square

2.2 Node-Weighted and Laminarly Weighted ATSP

In [Sve15] a polynomial-time constant-factor approximation algorithm was given for *node-weighted* ATSP. A weighted digraph (G, w) is called *node-weighted* if there exists a function $h : V \rightarrow \mathbb{R}_+$ such that $w(u, v) = h(u) + h(v)$ for every $(u, v) \in E$.² The main result of [Sve15] is the following:

Theorem 2.2. *For every $\varepsilon > 0$ there is a polynomial-time algorithm that, for any node-weighted digraph (G, w) , returns a tour of weight at most $(27 + \varepsilon)$ times the optimum value of $\text{LP}(G, w)$.*

We use $\alpha_{\text{NW}} = 27 + \varepsilon$ to refer to the approximation guarantee of this algorithm in order to exhibit the dependence of our results on this bound.

We now introduce a more complex class of cost functions, which takes solutions to $\text{LP}(G, w)$ and $\text{DUAL}(G, w)$ into account.

Definition 2.3. A tuple $\mathcal{I} = (G, \mathcal{L}, x, y)$ is called a *laminarly-weighted ATSP instance* if G is a strongly connected directed graph, \mathcal{L} is a laminar family of vertex subsets, x is a feasible solution to $\text{LP}(G, \mathbf{0})$, and $y : \mathcal{L} \rightarrow \mathbb{R}_+$. We further require that $x_e > 0$ for every $e \in E$ and that every set in \mathcal{L} is tight with respect to x . We define the *induced weight function* $w_{\mathcal{I}} : E \rightarrow \mathbb{R}_+$ as

$$w_{\mathcal{I}}(e) = \sum_{S \in \mathcal{L}: e \in \delta(S)} y_S \quad \text{for every } e \in E.$$

Given an instance \mathcal{I} as in the definition, the vectors x and y have the following important property. Let us define a dual solution $(\bar{\alpha}, \bar{y})$ by setting $\bar{\alpha}_u = 0$ for all $u \in V$, and $\bar{y}_S = y_S$ if $S \in \mathcal{L}$ and $\bar{y}_S = 0$ otherwise. Then complementary slackness implies that for the induced weight function $w_{\mathcal{I}}$, the vector x is an optimal solution to $\text{LP}(G, w_{\mathcal{I}})$ and $(\bar{\alpha}, \bar{y})$ is an optimal solution to $\text{DUAL}(G, w_{\mathcal{I}})$.

Our first main insight is that ATSP with arbitrary weights can be reduced to the laminarly-weighted ATSP problem.

² In [Sve15], the definition is slightly different: $w(u, v) = f(u)$ for every $(u, v) \in E$ for a function $f : V \rightarrow \mathbb{R}_+$. The two definitions are equivalent: by assigning $f(u) = 2h(u)$, the weight of any tour is equal for the weights $w(u, v) = f(u)$ and for the weights $w(u, v) = h(u) + h(v)$.

Theorem 2.4. *Assume we have a polynomial-time algorithm that finds a solution of weight at most α times the Held-Karp lower bound for every laminarly weighted ATSP instance. Then there is a polynomial-time algorithm for the general ATSP problem that finds a solution of weight at most α times the Held-Karp lower bound.*

Proof. Consider an arbitrary edge-weighted digraph (G, w) . Let x be an optimal solution to $\text{LP}(G, w)$ and let (α, y) be an optimal solution to $\text{DUAL}(G, w)$ as guaranteed by Lemma 2.1, that is, y has a laminar support \mathcal{L} . We now define a pair (G', w') as

$$V(G') = V(G), \quad E(G') = \{e \in E(G) : x(e) > 0\}, \quad \text{and} \quad w'(u, v) = w(u, v) - \alpha_u + \alpha_v.$$

Let us start with a simple observation.

Claim. For any Eulerian vector $x \in \mathbb{R}_+^{E'}$, we have $\sum_{e \in E'} w(e)x(e) = \sum_{e \in E'} w'(e)x(e)$.

It follows that $\mathcal{I} = (G', \mathcal{L}, x, y)$ is a laminarly weighted ATSP instance, where the induced weight function $w_{\mathcal{I}} = w'$. Indeed, the solution x is optimal to $\text{LP}(G', w')$ by the Claim above. Complementary slackness implies that every set in \mathcal{L} is tight with respect to x , and that for every edge $e \in E'$, the weight $w'(e)$ equals the sum of y_S values for the sets S crossed by e .

Another consequence of the above Claim is that the Held-Karp lower bound is the same for (G, w) and for (G', w') , and that any solution to (G', w') is a solution of the same weight to (G, w) . \square

In the rest of the paper, we work exclusively with laminarly-weighted ATSP instances $\mathcal{I} = (G, \mathcal{L}, x, y)$. We will simply refer to these as *instances*. Recall that $w_{\mathcal{I}}(F)$ is the induced weight of an edge multiset $F \subseteq E$ in the instance \mathcal{I} . We will omit the subscript and use simply $w(F)$ whenever clear from the context. For a set $S \subseteq V$ we define

$$\text{value}_{\mathcal{I}}(S) = 2 \cdot \sum_{R \in \mathcal{L}: R \subseteq S} y_R$$

to be a fractional dual value associated with the sets inside S . Again, we will omit the subscript whenever clear from the context. We also use $\text{value}(\mathcal{I}) = \text{value}_{\mathcal{I}}(V)$; note that this equals the Held-Karp lower bound of the instance. Indeed, as noted above, y can be extended to an optimal dual solution to $\text{DUAL}(G, w)$, and hence the optimum value for $\text{DUAL}(G, w)$ equals $2 \cdot \sum_{S \in \mathcal{L}} y_S$, which is equal to the primal optimum value $\sum_{e \in E} w(e)x(e)$ for $\text{LP}(G, w)$ by strong duality.

3 Paths in Tight Sets

The instance $\mathcal{I} = (G, \mathcal{L}, x, y)$ will be fixed throughout this section. We say that a path P *traverses* a set S , if both endpoints of P are in $V \setminus S$, and P contains at least one vertex in S . We now exhibit properties of paths traversing tight sets. In particular, we show that the strongly components of a tight set S enjoy a nice “path” like structure as depicted in Figure 2.

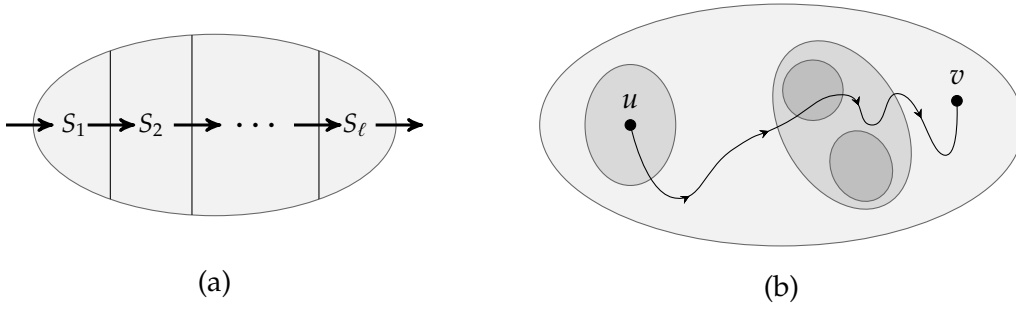


Figure 2: (a) The structure of a tight set S with strongly connected components S_1, \dots, S_ℓ . Every path that traverses S enters to a vertex in $S_{\text{in}} \subseteq S_1$, then visits all strongly connected components that form a “path” structure, before it exits from a vertex in $S_{\text{out}} \subseteq S_\ell$. (b) The structure of the path P from $u \in S_{\text{in}}$ to $v \in S_{\text{out}}$ for a tight set S as given by Lemma 3.2. The path crosses the set that contains u but not v once and it crosses the sets of \mathcal{L} that are disjoint from $\{u, v\}$ at most twice.

Lemma 3.1. *For a tight set $S \subsetneq V$ we have the following properties:*

- (a) *Every path from a vertex $u \in S_{\text{in}}$ to a vertex $v \in S_{\text{out}}$ (and thus every path traversing S) visits every strongly connected component of S .*
- (b) *For every $u \in S_{\text{in}}$ and $v \in S$ there is a path from u to v inside S . Similarly for $u \in S$ and $v \in S_{\text{out}}$.*

Proof. We remark that (a) can also be seen to follow from the “ τ -narrow cut” structure as introduced in [AKS15] by setting $\tau = 0$. We give a different proof that we find simpler for our setting. Let S_1, S_2, \dots, S_ℓ be the vertex sets of the strongly connected components of S , indexed using a topological ordering. We thus have that each graph $G[S_i]$ is strongly connected and that there is no edge from a vertex in S_i to a vertex in S_j if $i > j$.

By the above, we must have $\delta^-(S_1) \subseteq \delta^-(S)$. Moreover, since $x(\delta^-(S_1)) \geq 1 = x(\delta^-(S))$, we can further conclude that $\delta^-(S_1) = \delta^-(S)$ (recall that all edges have positive x -value) and $x(\delta^-(S_1)) = x(\delta^+(S_1)) = 1$ (i.e., S_1 is a tight set).

Similarly, we can show by induction on $k \geq 2$ that

$$\delta^-(S_k) = \delta^+(S_{k-1}) \quad \text{and} \quad x(\delta^-(S_k)) = x(\delta^+(S_k)) = 1.$$

To see this, note that $\delta^-(S_k) \subseteq \delta^-(S) \cup \bigcup_{i < k} \delta^+(S_i)$. However, $\delta^-(S) = \delta^-(S_1)$ (which is disjoint from $\delta^-(S_k)$), and for $i < k - 1$, the induction hypothesis gives that $\delta^+(S_i) = \delta^-(S_{i+1})$ (which is also disjoint from $\delta^-(S_k)$). The only term left in the union is $i = k - 1$ and so $\delta^-(S_k) \subseteq \delta^+(S_{k-1})$. Moreover, $1 \leq x(\delta^-(S_k)) \leq x(\delta^+(S_{k-1})) = 1$, which implies the statement for k .

Finally, we have that $\delta^+(S_\ell) = \delta^+(S)$. To recap, all incoming edges of S are into S_1 , the set of outgoing edges of every component is the set of incoming edges of the next one, and all outgoing edges of S are from S_ℓ . This shows (a), that every path traversing

S needs to enter through S_1 , exit through S_ℓ , and pass through every component on the way.

Finally, (b) follows because $S_{\text{in}} \subseteq S_1$ (similarly $S_{\text{out}} \subseteq S_\ell$), each two consecutive components are connected by an edge, and each component is strongly connected. \square

Lemma 3.2. *Let $S \subseteq V$ be a nonempty set such that $\mathcal{L} \cup \{S\}$ is a laminar family. Suppose $u, v \in S$ are two vertices such that there is a path from u to v inside S . Then we can in polynomial time find a path P from u to v inside S that crosses every set in \mathcal{L} at most twice. Thus, the path satisfies $w(P) \leq 2 \sum_{R \in \mathcal{L}: R \subseteq S} y_R = \text{value}(S)$.*

In addition, if either $u \in S_{\text{in}}$ or $v \in S_{\text{out}}$, then P crosses every tight set $R \in \mathcal{L}$, $R \subseteq S$ at most $2 - |R \cap \{u, v\}|$ times. Thus, it satisfies $w(P) \leq \sum_{R \in \mathcal{L}: R \subseteq S} (2 - |R \cap \{u, v\}|) \cdot y_R$.

Proof. Since $\mathcal{L} \cup \{S\}$ is a laminar family, any path inside S only crosses those sets $R \in \mathcal{L}$ that have $R \subseteq S$. Now, to prove both statements, it is enough to find, in polynomial time, a path P inside S that for each $R \in \mathcal{L}$ with $R \subseteq S$ satisfies

$$|P \cap \delta(R)| \leq \begin{cases} 2 & \text{if } |R \cap \{u, v\}| = 0, \\ 1 & \text{if } |R \cap \{u, v\}| = 1, \\ 2 & \text{if } |R \cap \{u, v\}| = 2, \\ 0 & \text{if } |R \cap \{u, v\}| = 2 \text{ and either } u \in S_{\text{in}} \text{ or } v \in S_{\text{out}}. \end{cases}$$

The algorithm for finding P starts with any path P from u to v inside S . Such a path is guaranteed to exist by the assumptions of the lemma and can easily be found in polynomial time. Now while P does not satisfy the above conditions, select a set $R \in \mathcal{L}$ of *maximum* cardinality that is violating one of the above conditions. (If no set that violates a condition exists, then we have found a path that satisfies the conditions of the statement.) We remark that the selected set R is tight since it is a set in the laminar family. Therefore, Lemma 3.1(b) implies that there is a path from $u \in R$ to $v \in R$ inside R if either $u \in R_{\text{in}}$ or $v \in R_{\text{out}}$. Using this, the algorithm now modifies P based on which of the above conditions is violated:

Case 1: $|R \cap \{u, v\}| = 0$. Let u' be the first vertex visited by P in R and let v' be the last. Then $u' \in R_{\text{in}}$ and $v' \in R_{\text{out}}$, which implies by Lemma 3.1(b) that there is a path Q from u' to v' inside R . We update P by letting Q replace the fragment of P from u' to v' . This makes the set R no longer violated.

Case 2: $|R \cap \{u, v\}| = 1$. This case is similar to the last. Suppose that $u \in R$ and $v \notin R$ (the other case is analogous). Let v' be the last vertex visited by P in R . Then $v' \in R_{\text{out}}$, and again by Lemma 3.1(b) there is a path Q from u to v' inside R . We update P by letting Q replace the fragment of P from u to v' . This ensures that the set R is no longer violated.

Case 3: $|R \cap \{u, v\}| = 2$. Let u' be the first vertex visited by P in R_{in} . By Lemma 3.1(b), there is a path Q from u' to v inside R . We modify P by letting Q replace the fragment of P from u' to v . This ensures, that the path P exits the set R at most once and so the set R is no longer violated.

Case 4: $|R \cap \{u, v\}| = 2$ and either $u \in S_{\text{in}}$ or $v \in S_{\text{out}}$. Suppose that $u \in S_{\text{in}}$ (the case when $v \in S_{\text{out}}$ is analogous). Then, as $R \subseteq S$, $R \cap S_{\text{in}} \subseteq R_{\text{in}}$. So, by Lemma 3.1(b), there is a path Q from u to v inside R . We replace P by Q and the set R is no longer violated.

At termination, the above algorithm returns a path satisfying all the desired conditions and thus the lemma. It remains to argue that the algorithm terminates in polynomial time. A laminar family contains at most $2n - 1$ sets, so it is easy to identify in polynomial time a violated set R of maximum cardinality. The algorithm then, in polynomial time, modifies P by simple path computations so that the set R is no longer violated. Moreover, since the modifications are within the set R , they may only introduce new violations to sets contained in R of smaller cardinality. It follows, since we always select a violated set of maximum cardinality, that a set R in \mathcal{L} may be selected in at most one iteration. Hence, the algorithm runs for at most $|\mathcal{L}| \leq 2n - 1$ iterations (and so it terminates in polynomial time). \square

4 Contracting and Inducing on a Tight Set

Given an instance \mathcal{I} and a subset of vertices S , we generalize two natural graph-theoretic constructions that allow one to decompose the problem of finding a tour with respect to S . The first relies on contracting S (see Definition 4.2 in Section 4.1) and the second relies on inducing on S (see Definition 4.6 in Section 4.2).

4.1 Contracting a Tight Set

Consider an instance $\mathcal{I} = (G, \mathcal{L}, x, y)$. Before defining the contraction of a set $S \in \mathcal{L}$, we need to define the “distance” functions d_S and D_S . For $S \in \mathcal{L}$ and $u, v \in S$, define $d_S(u, v)$ to be the minimum weight of a path inside S from u to v (if no such path exists, $d_S(u, v) = \infty$). We also let

$$D_S(u, v) = \sum_{R \in \mathcal{L}: u \in R \subseteq S} y_R + d_S(u, v) + \sum_{R \in \mathcal{L}: v \in R \subseteq S} y_R.$$

We remark that $D_S(u, u)$ might be strictly positive.

The intuition of the definition of D_S is as follows. After contracting S , all sets of the laminar family are still present in the contracted instance except for the sets strictly contained in S . Now, after finding a tour in the contracted instance, we need to lift it back to a subtour in the original instance. This is done as depicted in Figure 3: for each visit of the tour to s (the vertex corresponding to the contraction of S) on the edges $(u_{\text{in}}^i, s), (s, v_{\text{out}}^i)$, we obtain a subtour of the original instance by replacing $(u_{\text{in}}^i, s), (s, v_{\text{out}}^i)$ by the corresponding edges (i.e., by their preimages) $(u_{\text{in}}^i, v_{\text{in}}^i), (u_{\text{out}}^i, v_{\text{out}}^i)$ of G together with the minimum weight path inside S from v_{in}^i to u_{in}^i . The value $D_S(v_{\text{in}}^i, u_{\text{out}}^i)$ is intuitively the weight increase incurred by this operation.

Before formally defining the notions of contraction and lift, we have the following useful bound on $D_S(u, v)$.

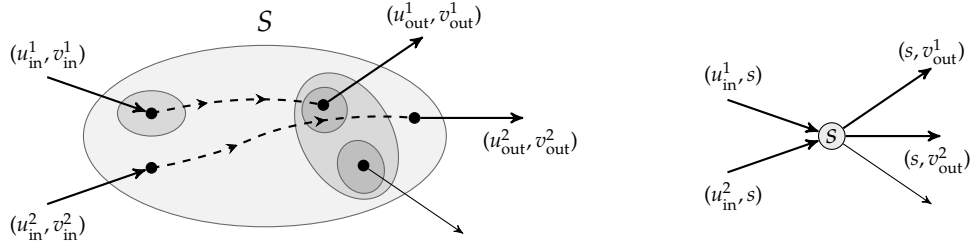


Figure 3: An example of the contraction of S and the lift of a tour. Only the set S and the edges in $\delta(S)$ are depicted together with the dashed paths that are formed when lifting the tour back to a subtour of the uncontracted instance.

Fact 4.1. For any $u, v \in S$ with $u \in S_{in}$ or $v \in S_{out}$ we have

$$D_S(u, v) \leq \sum_{R \in \mathcal{L}: R \subseteq S} 2 \cdot y_R = \text{value}(S).$$

Proof. Lemma 3.1(b) says that there is a path from u to v inside S . Now select P to be the path from u to v as guaranteed by Lemma 3.2. Since $u \in S_{in}$ or $v \in S_{out}$, we have

$$d_S(u, v) \leq w(P) \leq \sum_{R \in \mathcal{L}: R \subseteq S} (2 - |R \cap \{u, v\}|) \cdot y_R$$

and thus

$$\begin{aligned} D_S(u, v) &= \sum_{R \in \mathcal{L}: u \in R \subseteq S} y_R + d_S(u, v) + \sum_{R \in \mathcal{L}: v \in R \subseteq S} y_R \\ &= d_S(u, v) + \sum_{R \in \mathcal{L}: R \subseteq S} |R \cap \{u, v\}| \cdot y_R \\ &\leq \sum_{R \in \mathcal{L}: R \subseteq S} 2 \cdot y_R. \end{aligned}$$

□

We now define the notion of contracting a tight set for an ATSP instance. Intuitively, it is the instance obtained by performing the classic graph contraction on S , modifying \mathcal{L} to remove the sets contained in S , and increasing the y -value of the set $\{s\}$ corresponding to S so as to become $y_S + 1/2 \max_{u \in S_{in}, v \in S_{out}} D_S(u, v)$. This increase is done in order to pay for the maximum possible weight increase incurred when lifting a tour back to the original instance (as depicted in Figure 3, defined in Definition 4.4, and analyzed in Lemma 4.5).

Definition 4.2 (Contracting a tight set). The instance $(G', \mathcal{L}', x', y')$ obtained from $\mathcal{I} = (G, \mathcal{L}, x, y)$ by contracting $S \in \mathcal{L}$, denoted by \mathcal{I}/S , is defined as follows:

- The graph G' equals G/S , i.e., the graph obtained from G by contracting S . Let s denote the vertex of G' that corresponds to the set S .

- For each edge $e' \in E(G')$, $x'(e')$ equals the value $x(e)$ where $e \in E(G)$ is the preimage of e' in G .³
- The laminar family \mathcal{L}' contains all remaining sets of \mathcal{L} :

$$\mathcal{L}' = \{R \setminus S \cup \{s\} : R \in \mathcal{L}, S \subseteq R\} \cup \{R : R \in \mathcal{L}, S \cap R = \emptyset\}.$$

- The vector y' equals y (via the natural mapping) on all sets but $\{s\}$. For the set $\{s\}$, we set

$$y'_s = y_s + \frac{1}{2} \max_{u \in S_{\text{in}}, v \in S_{\text{out}}} D_S(u, v).$$

We remark that I/S in the above definition is indeed an instance: \mathcal{L}' is a laminar family of tight sets, $y'_R \geq 0$ is defined only for $R \in \mathcal{L}'$, and x' is a feasible solution to $\text{LP}(G', \mathbf{0})$ that is strictly positive on all edges.

By the way we defined the new dual weight y'_s we have the natural property that the value of the linear programming solution does not increase after contracting a tight set:

Fact 4.3. $\text{value}(I/S) = \text{value}(I) - (\text{value}_I(S) - \max_{u \in S_{\text{in}}, v \in S_{\text{out}}} D_S(u, v)) \leq \text{value}(I)$.

Proof. By definition,

$$\begin{aligned} \text{value}(I/S) &= 2 \cdot \sum_{R \in \mathcal{L}'} y'_R = 2y'_s + 2 \cdot \sum_{R \in \mathcal{L}: R \not\subseteq S} y_R \\ &= \max_{u \in S_{\text{in}}, v \in S_{\text{out}}} D_S(u, v) + 2 \cdot \sum_{R \in \mathcal{L}: R \not\subseteq S} y_R \\ &= \max_{u \in S_{\text{in}}, v \in S_{\text{out}}} D_S(u, v) + \text{value}(I) - \text{value}_I(S) \end{aligned}$$

and so the equality of the statement holds. Finally, the inequality of the statement follows from Fact 4.1 which implies that $\max_{u \in S_{\text{in}}, v \in S_{\text{out}}} D_S(u, v) \leq \text{value}_I(S)$. \square

Having defined the contraction of a tight set $S \in \mathcal{L}$, we define the aforementioned operation of “lifting” a tour in the contracted instance I/S to a subtour in the original instance I . When considering a tour (or a subtour), we order the edges according to an arbitrary but fixed Eulerian walk. This allows us to talk about consecutive edges.

Definition 4.4. For a tour T of I/S , we define its *lift* to be the subtour of I obtained from T by replacing each consecutive pair $(u_{\text{in}}, s), (s, v_{\text{out}})$ of incoming and outgoing edges incident to s by their preimages $(u_{\text{in}}, v_{\text{in}})$ and $(u_{\text{out}}, v_{\text{out}})$ in G , together with a minimum weight path inside S from v_{in} to u_{out} .

³Recall that we for notational convenience allow parallel edges in G/S and therefore the preimage is uniquely defined.

We remark that it is not really important that the minimum weight path from v_{in} to u_{out} is selected to be inside S ; a minimum weight path without this restriction would also work. We have chosen this definition as we find it more intuitive and as it also simplifies some arguments.

That the lift is a subtour (i.e., an Eulerian multiset of edges that forms a single component) follows because we added paths between consecutive edges in the tour of I/S . However, it is usually not a tour of the instance I as it is not guaranteed to visit all the vertices in S . To extend the lift to a tour, we use the concept of inducing on the tight set S that we introduce in Section 4.2.

We complete this section by bounding the weight of the lift of T .

Lemma 4.5. *Let T be a tour of the instance I/S . Then the lift F of T satisfies $w_I(F) \leq w_{I/S}(T)$.*

Proof. Consider the tour T and let $(u_{\text{in}}^{(1)}, s), (s, v_{\text{out}}^{(1)}), \dots, (u_{\text{in}}^{(k)}, s), (s, v_{\text{out}}^{(k)})$ be the edges T uses to visit the vertex s (that correspond to the contracted set S). That is, $(u_{\text{in}}^{(i)}, s)$ and $(s, v_{\text{out}}^{(i)})$ are the incoming and outgoing edge of the i -th visit of T to u . By the definition of contraction, we can write the weight of T as

$$w_{I/S}(T) = \sum_{R \in \mathcal{L}: R \not\subseteq S} \alpha_R y_R + k \cdot \left(2 \cdot y_S + \max_{u \in S_{\text{in}}, v \in S_{\text{out}}} D_S(u, v) \right),$$

where $\alpha_R = |\delta(R) \cap T|$. We now compare this weight with that of the lift F . Let $(u_{\text{in}}^{(i)}, v_{\text{in}}^{(i)})$ and $(u_{\text{out}}^{(i)}, v_{\text{out}}^{(i)})$ be the edges of G that are the preimages of $(u_{\text{in}}^{(i)}, s)$ and $(s, v_{\text{out}}^{(i)})$. The lift F is obtained from T by replacing $(u_{\text{in}}^{(i)}, s), (s, v_{\text{out}}^{(i)})$ by $(u_{\text{in}}^{(i)}, v_{\text{in}}^{(i)}), (u_{\text{out}}^{(i)}, v_{\text{out}}^{(i)})$ and adding a minimum weight path inside S from $v_{\text{in}}^{(i)}$ to $u_{\text{out}}^{(i)}$. Hence,

$$\begin{aligned} w_I(F) &= \sum_{R \in \mathcal{L}: R \not\subseteq S} \alpha_R y_R + \sum_{i=1}^k \left(2 \cdot y_S + D_S(v_{\text{in}}^{(i)}, u_{\text{out}}^{(i)}) \right) \\ &\leq \sum_{R \in \mathcal{L}: R \not\subseteq S} \alpha_R y_R + \sum_{i=1}^k \left(2 \cdot y_S + \max_{u \in S_{\text{in}}, v \in S_{\text{out}}} D_S(u, v) \right) \\ &= w_{I/S}(T). \end{aligned}$$

□

4.2 Inducing on a Tight Set

In this section, we introduce our notion of induced instances. This concept will be used for completing a lift of a tour of a contracted instance into a tour of the original instance (see Definition 4.8 of “contractible” below). Inducing on a tight set S is similar to contracting its complement $V \setminus S$ into a single vertex \bar{s} (see Definition 4.2), though the resulting laminar family and dual values are somewhat different: namely, we let $y'_{\bar{s}} = \text{value}(S)/2$ and we remove S (as well as all supersets of S) from \mathcal{L}' . The reason for the setting of $y'_{\bar{s}}$ is that each visit to \bar{s} should intuitively pay for the most expensive

shortest paths in the strongly connected components of S (see Figure 4 and the proof of Lemma 4.9).

We remark that the notion of inducing on S for ATSP instances differs compared to the graph obtained by inducing on S as we have the vertex \bar{s} corresponding to the contraction of the vertices not in S . The reason for this difference is to make sure that we obtain an ATSP instance (in particular, that we obtain a feasible solution x' to the linear programming relaxation).

Definition 4.6. The instance $(G', \mathcal{L}', x', y')$ obtained from $\mathcal{I} = (G, \mathcal{L}, x, y)$ by *inducing* on a tight set $S \in \mathcal{L}$, denoted by $\mathcal{I}[S]$, is defined as follows:

- The graph G' equals G/\bar{S} , i.e., the graph obtained from G by contracting $\bar{S} = V \setminus S$. Let \bar{s} denote the vertex of G' that corresponds to the set \bar{S} .
- For each edge $e' \in E(G')$, $x'(e')$ equals the value $x(e)$ where $e \in E(G)$ is the preimage of e' in G .
- The laminar family \mathcal{L}' contains $\{\bar{s}\}$, and all sets that are strict subsets of S :

$$\mathcal{L}' = \{R \in \mathcal{L} : R \subsetneq S\} \cup \{\{\bar{s}\}\}.$$

- The vector y' equals y on the sets common to \mathcal{L}' and \mathcal{L} . For the new set $\{\bar{s}\}$, we set $y'_{\bar{s}} = \text{value}(S)/2$.

We again recall that parallel edges are allowed in G/\bar{S} , and thus the preimage of an edge is uniquely defined. We also remark that $\mathcal{I}[S]$ in an instance: \mathcal{L}' is a laminar family of tight sets, $y'_R \geq 0$ is defined only for $R \in \mathcal{L}'$, and x' is a feasible solution to $\text{LP}(G', \mathbf{0})$ that is strictly positive on all edges.

By definition, we have

Fact 4.7. $\text{value}(\mathcal{I}[S]) = 2 \text{value}(S)$.

As alluded to above, we will use the instance $\mathcal{I}[S]$ to find an Eulerian multiset F of edges such that F plus a lift of a tour in \mathcal{I}/S forms a tour of the instance \mathcal{I} . We say that such a set F makes S contractible:

Definition 4.8. We say that $S \in \mathcal{L}$ is *contractible* with respect to an Eulerian multiset $F \subseteq E$ of edges if the lift of any tour of \mathcal{I}/S plus the edge set F is a tour of \mathcal{I} .

The following lemma shows that it is sufficient to find a tour of $\mathcal{I}[S]$ in order to make S contractible (see also Figure 4).

Lemma 4.9. *Given a tour T of $\mathcal{I}[S]$, we can in polynomial time find an Eulerian multiset of edges $F \subseteq E$ such that S is contractible with respect to F and $w_{\mathcal{I}}(F) \leq w_{\mathcal{I}[S]}(T)$.*

Proof. Let S_1, \dots, S_ℓ be the strongly connected components of S indexed using a topological ordering. We will use T to obtain a low-weight tour F_i inside each S_i , and define $F = \bigcup_i F_i$. Then S is contractible with respect to F : indeed, the lift of any tour of \mathcal{I}/S must contain a path traversing S , and any such path visits every connected component by Lemma 3.1(a).

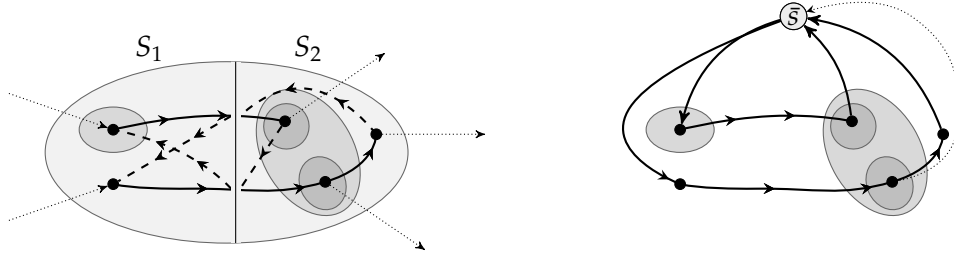


Figure 4: On the left a tight set $S \in \mathcal{L}$ with two strongly connected components S_1 and S_2 are depicted. The induced instance is obtained by contracting $\bar{S} = V \setminus S$ into a vertex \bar{s} and removing the tight set S from \mathcal{L} . The solid edges are paths and edges of a tour in the induced instance. In Lemma 4.9 we obtain an Eulerian set of edges in the original instance by adding the dashed paths (in the left figure) resulting in a tour of each strongly connected component.

Let us fix one component S_i . We obtain the tour F_i of S_i by reproducing the movements of T inside S_i . More precisely, we retain those edges of T that are inside S_i and, every time T exits S_i on an edge $(u_{\text{out}}, v_{\text{out}}) \in \delta^+(S_i)$ and then returns to S_i on an edge $(u_{\text{in}}, v_{\text{in}}) \in \delta^-(S_i)$, we also insert a minimum weight path from u_{out} to v_{in} inside S_i . Such a path exists because S_i is strongly connected. (This step corresponds to adding the dashed paths in Figure 4.)

It remains to show that F has low weight, i.e., that $w_I(F) \leq w_{I[S]}(T)$. For this, let k be the number of times the tour T visits the auxiliary vertex \bar{s} . The weight incurred by every such visit is at least $2\gamma'_{\bar{s}} = \text{value}(S)$ (since the set $\{\bar{s}\}$ is crossed twice in each visit). Thus we have

$$w_{I[S]}(T) \geq k \cdot \text{value}(S) + \sum_{i=1}^{\ell} w_{I[S]}(T \cap E(S_i)) = k \cdot \text{value}(S) + \sum_{i=1}^{\ell} w_I(T \cap E(S_i)).$$

On the other hand, each tour F_i consists of all those edges of T that are inside S_i , as well as k shortest paths between some pairs of vertices in S_i . We have the following claim which allows us to bound the length of these paths by applying Lemma 3.2. For ease of notation, we let $(G', \mathcal{L}', x', y')$ denote the tuple defining the instance $I[S]$.

Claim. For each $i = 1, \dots, \ell$, $\mathcal{L}' \cup \{S_i\}$ is a laminar family.

Proof. Suppose toward contradiction that $\mathcal{L}' \cup \{S_i\}$ is not a laminar family. Then there must be a set $R \in \mathcal{L}'$ such that $R \setminus S_i, S_i \setminus R$, and $S \cap R$ are all non-empty. Furthermore, since \mathcal{L}' is a laminar family, we must have $R \subseteq S$. We can thus partition R into the three sets

$$R_{<i} = R \cap (S_1 \cup \dots \cup S_{i-1}), \quad R_i = R \cap S_i, \quad R_{>i} = R \cap (S_{i+1} \cup \dots \cup S_{\ell}).$$

In words, $R_{<i}$ is the part of R that intersects vertices of strongly connected components that are ordered topologically before S_i . Similarly, $R_{>i}$ is the part of R that intersects vertices of strongly connected components that are ordered topologically after S_i . Note

that since R is not contained in S_i , we have that either $R_{<i}$ or $R_{>i}$ is non-empty. We suppose $R_{<i} \neq \emptyset$ (the case when $R_{>i} \neq \emptyset$ is analogous).

As x' is a feasible solution to $\text{LP}(G', \mathbf{0})$, we have $x'(\delta^-(R_{<i})) \geq 1$. Moreover, since $\delta(R_i \cup R_{>i}, R_{<i}) = \emptyset$ due to the topological ordering, we have

$$1 = x'(\delta^-(R)) \geq x'(\delta^-(R_{<i})) + x'(\delta(S_i \setminus R_i, R_i)) \geq 1 + x'(\delta(S_i \setminus R_i, R_i)),$$

where the first equality follows from $R \in \mathcal{L}'$. However, this is a contradiction because $x'(\delta(S_i \setminus R_i, R_i)) > 0$ since $S_i \setminus R_i \neq \emptyset$, S_i is a strongly connected component, and G' only contains edges with a strictly positive x' -value. \diamond

By the above claim, we can apply Lemma 3.2 to obtain that a shortest path between two vertices inside S_i has weight at most $\text{value}_{\mathcal{I}[S]}(S_i) = \text{value}_{\mathcal{I}}(S_i)$. Recall that F_i consists of all those edges of T that are inside S_i , as well as k shortest paths between some pairs of vertices in S_i . Therefore, the weight of F is

$$\begin{aligned} w_{\mathcal{I}}(F) &= \sum_{i=1}^{\ell} w_{\mathcal{I}}(F_i) \\ &\leq \sum_{i=1}^{\ell} [k \cdot \text{value}(S_i) + w_{\mathcal{I}}(T \cap E(S_i))] \\ &\leq k \cdot \text{value}(S) + \sum_{i=1}^{\ell} w_{\mathcal{I}}(T \cap E(S_i)) \\ &\leq w_{\mathcal{I}[S]}(T), \end{aligned}$$

as required. \square

5 Reduction to Irreducible Instances

In this section, we reduce the problem of approximating ATSP to that of approximating irreducible instances. Specifically, Theorem 5.3 says that any approximation algorithm for irreducible instances can be turned into an algorithm for general instances, while only losing a constant factor in the approximation guarantee.

We now define the notions of reducible sets and irreducible instances. The intuition is as follows. The operations of contracting and inducing on a tight set S introduced in the last section naturally leads to the recursive algorithm:

1. Select a tight set $S \in \mathcal{L}$.
2. Find a tour T in $\mathcal{I}[S]$ that via Lemma 4.9 yields a set F_S that makes S contractible.
3. Recursively find a tour T' in \mathcal{I}/S .
4. Output the lift of T' plus F_S .

For this scheme to yield a good approximation guarantee, we need to ensure that we can find a good approximate tour T in $\mathcal{I}[S]$ and that contracting the set S results in a “significant” decrease in the value of the LP solution. If it does, we refer to the set S as *reducible*:

Definition 5.1. We say that $S \in \mathcal{L}$ is *reducible* if

$$\max_{u \in S_{\text{in}}, v \in S_{\text{out}}} D_S(u, v) < \delta \cdot \text{value}(S),$$

otherwise we say that S is *irreducible*. We also say that the instance \mathcal{I} is *irreducible* if no set $S \in \mathcal{L}$ is reducible.

We will use the value $\delta = 0.75$; however, we keep it as a parameter to exhibit the dependence of the approximation ratio on this value. Note that singleton sets are never reducible. Moreover, we have the following observation:

Fact 5.2. Consider an instance $\mathcal{I} = (G, \mathcal{L}, x, y)$ and a set $S \in \mathcal{L}$. If every set $R \in \mathcal{L} : R \subsetneq S$ is irreducible, then $\mathcal{I}[S]$ is irreducible. In particular, if \mathcal{I} is an irreducible instance, then $\mathcal{I}[S]$ is irreducible for every $S \in \mathcal{L}$.

Proof. Let $(G', \mathcal{L}', x', y')$ be the tuple defining $\mathcal{I}[S]$. By definition, $\mathcal{L}' = \{R \in \mathcal{L} : R \subsetneq S\} \cup \{\bar{S}\}$. Clearly, the singleton set $\{\bar{S}\}$ is irreducible. Now consider a set $Q \in \{R \in \mathcal{L} : R \subsetneq S\}$. Note that Q is also present in \mathcal{I} and that the sets $\{R \in \mathcal{L} : R \subsetneq Q\}$ and $\{R \in \mathcal{L}' : R \subsetneq Q\}$ are identical. This implies that the distance function D_Q is identical in the instances \mathcal{I} and $\mathcal{I}[S]$. Moreover, the sets Q_{in} and Q_{out} are also the same in the two instances. Therefore, as Q is irreducible in \mathcal{I} by assumption, we have that Q is also irreducible in $\mathcal{I}[S]$. \square

The above fact implies that if we select $S \in \mathcal{L}$ to be a *minimal* reducible set, then the instance $\mathcal{I}[S]$ is irreducible. Hence, we only need to be able to find an approximate tour T for irreducible instances (in Step 2 in the above recursive algorithm). This is the idea behind the following theorem and its proof is based on formally analyzing the above mentioned approach.

Theorem 5.3. Let \mathcal{A} be a polynomial-time ρ -approximation algorithm for irreducible instances. Then there is a polynomial-time $\frac{2\rho}{1-\delta}$ -approximation algorithm for general instances.

Proof. Consider a general instance $\mathcal{I} = (G, \mathcal{L}, x, y)$. If it is irreducible, we can simply return the answer of a single call to \mathcal{A} . So assume that \mathcal{I} is not irreducible, i.e., that \mathcal{L} contains a reducible set. Let $S \in \mathcal{L}$ be a minimal (inclusion-wise) reducible set, i.e., one such that all subsets $R \in \mathcal{L} : R \subsetneq S$ are irreducible.

We will work with the induced instance $\mathcal{I}[S]$. Recall that we have $\text{value}(\mathcal{I}[S]) = 2 \text{value}(S)$ by Fact 4.7. Moreover, $\mathcal{I}[S]$ is irreducible by Fact 5.2. We can therefore use \mathcal{A} to find a tour T of $\mathcal{I}[S]$. Since \mathcal{A} is a ρ -approximation algorithm, we have

$$w_{\mathcal{I}[S]}(T) \leq \rho \cdot \text{value}(\mathcal{I}[S]) = 2\rho \text{value}(S).$$

Next, we invoke the algorithm of Lemma 4.9 to obtain an Eulerian multiset of edges $F_S \subseteq E$ such that S is contractible with respect to F_S and

$$w_{\mathcal{I}}(F_S) \leq w_{\mathcal{I}[S]}(T) \leq 2\rho \text{value}(S). \quad (5.1)$$

Now we recursively solve the contraction \mathcal{I}/S . (This is a smaller instance than \mathcal{I} , since $|\mathcal{I}/S| = |\mathcal{I}| - |S| + 1$ and $|S| \geq 2$ since a singleton set S would not have been reducible.) Let T' be the tour obtained from the recursive call, and let F be the lift of T' to \mathcal{I} . We finally return $F_S \cup F$. This is a tour of \mathcal{I} since S is contractible with respect to F_S .

The running time of this algorithm is polynomial since each recursive call consists at most of: one call to \mathcal{A} , the algorithm of Lemma 4.9, simple graph operations and one recursive call (for a smaller instance).

Finally, let us show that this is a $\frac{2\rho}{1-\delta}$ -approximation algorithm (by induction on the instance size). We have

$$\begin{aligned}
w_{\mathcal{I}}(F \cup F_S) &= w_{\mathcal{I}}(F) + w_{\mathcal{I}}(F_S) \\
&\leq w_{\mathcal{I}/S}(T') + w_{\mathcal{I}}(F_S) \\
&\leq \frac{2\rho}{1-\delta} \text{value}(\mathcal{I}/S) + 2\rho \text{value}(S) \\
&< \frac{2\rho}{1-\delta} [\text{value}(\mathcal{I}) - (1-\delta) \text{value}(S)] + 2\rho \text{value}(S) \\
&= \frac{2\rho}{1-\delta} \text{value}(\mathcal{I}),
\end{aligned}$$

where the first inequality is by Lemma 4.5, the second follows since T' is a $\frac{2\rho}{1-\delta}$ -approximate solution for \mathcal{I}/S and by (5.1), and the strict inequality is by Fact 4.3 (since S is reducible). This shows that $F \cup F_S$ is a $\frac{2\rho}{1-\delta}$ -approximate solution for \mathcal{I} . \square

6 Backbones and Reduction to Vertebrate Pairs

In this section, we further reduce the task of approximating ATSP to that of finding a tour in instances with a backbone (for an example of such an instance, see the right part of Figure 1 in the introduction):

Definition 6.1. We say that an instance $\mathcal{I} = (G, \mathcal{L}, x, y)$ and a subtour B form a *vertebrate pair* if every $S \in \mathcal{L}$ with $|S| \geq 2$ is crossed by B , i.e., $\delta(S) \cap B \neq \emptyset$. The set B is referred to as the *backbone* of the instance.

Specifically, the main result of this section, Theorem 6.4, says that an algorithm for vertebrate pairs can be turned into an approximation algorithm for irreducible instances while only losing a constant factor in the guarantee. Combining this with Theorem 5.3, allows us to reduce the problem of approximating ATSP to that of solving vertebrate pairs.

The proof of Theorem 6.4 is done in two steps. First, in Section 6.1, we give an efficient algorithm for finding a quasi-backbone B of an irreducible instance that crosses a large (weighted) fraction of the sets in \mathcal{L} . The term quasi-backbone is used as B might not cross *all* non-singleton sets as required by a backbone. Then, in Section 6.2 we give the reduction to vertebrate pairs via a recursive algorithm (similar to the proof of Theorem 5.3 in the last section).

6.1 Finding a Quasi-Backbone

We give an efficient algorithm for calculating a low-weight quasi-backbone of irreducible instances.

Definition 6.2. For an instance $\mathcal{I} = (G, \mathcal{L}, x, y)$, we say that a subtour B is a *quasi-backbone* if

$$2 \sum_{S \in \mathcal{L}^*} y_S \leq (1 - \delta) \text{value}(\mathcal{I}),$$

where $\mathcal{L}^* = \{S \in \mathcal{L} : \delta(S) \cap B = \emptyset\}$ contains the laminar sets that B does *not* cross.

We remark that a backbone is not necessarily a quasi-backbone as it may not satisfy the above inequality if a lot of y -value is on singleton sets. Although the backbones we construct satisfy the inequality, we do not require this in the definition of the backbone to simplify the presentation. Recall that $\alpha_{\text{NW}} = 27 + \varepsilon$ denotes the approximation guarantee for node-weighted instances given by Theorem 2.2.

Lemma 6.3. *There is a polynomial-time algorithm that, given an irreducible instance $\mathcal{I} = (G, \mathcal{L}, x, y)$, constructs a quasi-backbone B such that $w(B) \leq (\alpha_{\text{NW}} + 3) \text{value}(\mathcal{I})$ and $B \cap \delta(S) \neq \emptyset$ for every maximal non-singleton set $S \in \mathcal{L}$.*

Proof. Let \mathcal{L}_{max} be the family of all maximal sets in \mathcal{L} . We define \mathcal{I}' to be the instance obtained from \mathcal{I} by contracting all sets in \mathcal{L}_{max} . By Fact 4.3, the LP value does not increase, i.e., $\text{value}(\mathcal{I}') \leq \text{value}(\mathcal{I})$. In \mathcal{I}' , all laminar tight sets are singletons, therefore the new instance is node-weighted and we can use the α_{NW} -approximation algorithm of [Sve15] to find a tour T in \mathcal{I}' with $w_{\mathcal{I}'}(T) \leq \alpha_{\text{NW}} \text{value}(\mathcal{I}') \leq \alpha_{\text{NW}} \text{value}(\mathcal{I})$.

Now, to obtain a subtour B of the original instance \mathcal{I} , we consider the lift B' of T back to \mathcal{I} (see Definition 4.4). The lift B' gives a subtour of low weight. Indeed, $w_{\mathcal{I}}(B') \leq w_{\mathcal{I}'}(T) \leq \alpha_{\text{NW}} \text{value}(\mathcal{I})$ by Lemma 4.5. However, it might not yet satisfy the inequality of Definition 6.2. We therefore slightly modify the subtour B' to obtain B as follows. For each set $S \in \mathcal{L}_{\text{max}}$:

1. Suppose the first visit⁴ to S in the subtour B' arrives at a vertex $u^S \in S_{\text{in}}$ and departs from a vertex $v^S \in S_{\text{out}}$.
2. Replace the segment of B' from u^S to v^S by
 - a shortest path from u^S to u_{max}^S ,
 - a path from u_{max}^S to v_{max}^S inside S as given by Lemma 3.2,
 - and a shortest path from v_{max}^S to v^S ,

where $u_{\text{max}}^S \in S_{\text{in}}$ and $v_{\text{max}}^S \in S_{\text{out}}$ are selected to maximize $D_S(u_{\text{max}}^S, v_{\text{max}}^S)$.

The existence of the paths above is guaranteed by Lemma 3.1(b). It is clear that the obtained multiset B is subtour since B' is a subtour, that it crosses every set in \mathcal{L}_{max} , and that the algorithm for finding B runs in polynomial time. It remains to bound

⁴Recall that the edges of the subtour B' are ordered by an Eulerian walk.

the weight of B and to show that B satisfies the property of a quasi-backbone, i.e., the inequality of Definition 6.2.

For the former, note that the weight of B is at most the weight of the lift B' plus the weight of the three paths added for each set $S \in \mathcal{L}_{\max}$. For such a set $S \in \mathcal{L}$, the weight of the path from u^S to u_{\max}^S is at most $\text{value}(S)$ since there is a path from $u^S \in S_{\text{in}}$ to u_{\max}^S inside S by Lemma 3.1(b) and such a path can be selected to have weight at most $\text{value}(S)$ by Lemma 3.2. By the same argument, we have that the weight of the path from v_{\max}^S to $v^S \in S_{\text{out}}$ is at most $\text{value}(S)$. Finally, by again applying Lemma 3.2, we have that the path added from u_{\max}^S to v_{\max}^S is also bounded by $\text{value}(S)$. It follows that

$$w(B) \leq w(B') + 3 \cdot \sum_{S \in \mathcal{L}_{\max}} \text{value}(S) \leq w(B') + 3 \text{value}(\mathcal{I}) \leq (\alpha_{\text{NW}} + 3) \text{value}(\mathcal{I}),$$

as required.

We proceed to prove that B satisfies the inequality of Definition 6.2. Recall that $\mathcal{L}^* = \{S \in \mathcal{L} : \delta(S) \cap B = \emptyset\}$ contains the laminar sets that B does not cross. As B crosses every $S \in \mathcal{L}_{\max}$ (i.e., $\mathcal{L}_{\max} \cap \mathcal{L}^* = \emptyset$), it is enough to show the following:

Claim. For every $S \in \mathcal{L}_{\max}$ we have

$$\sum_{R \in \mathcal{L}^*: R \subseteq S} 2y_R \leq (1 - \delta) \text{value}(S).$$

Once we have this claim, the property of a quasi-backbone indeed follows:

$$2 \sum_{R \in \mathcal{L}^*} y_R = \sum_{S \in \mathcal{L}_{\max}} \sum_{R \in \mathcal{L}^*: R \subseteq S} 2y_R \leq \sum_{S \in \mathcal{L}_{\max}} (1 - \delta) \text{value}(S) \leq (1 - \delta) \text{value}(\mathcal{I}).$$

Proof of Claim. The intuition behind the claim is that, when forming B , we added a path P from u_{\max}^S and v_{\max}^S that crosses each set in \mathcal{L} at most twice. Then, since S is irreducible, the path P must cross most (weighted by value) sets of \mathcal{L} contained in S . We proceed with the formal proof.

As $u_{\max}^S \in S_{\text{in}}$, the path P inside S from u_{\max}^S to v_{\max}^S that we have obtained from Lemma 3.2 crosses every tight set $R \in \mathcal{L}$ at most $2 - |R \cap \{u_{\max}^S, v_{\max}^S\}|$ times. Moreover, P (a subset of B) does not cross any set $R \in \mathcal{L}^*$. Therefore

$$d_S(u_{\max}^S, v_{\max}^S) \leq w(P) \leq \sum_{R \in \mathcal{L} \setminus \mathcal{L}^*: R \subseteq S} (2 - |R \cap \{u_{\max}^S, v_{\max}^S\}|) \cdot y_R.$$

Furthermore, we have that the quasi-backbone B crosses all sets in \mathcal{L}_{\max} and visits both vertices u_{\max}^S and v_{\max}^S . Therefore it must cross all sets for which $R \cap \{u_{\max}^S, v_{\max}^S\}$ is non-empty and so no such set R is in \mathcal{L}^* . It follows that that the quasi-backbone crosses almost all (value-wise) laminar sets:

$$\begin{aligned} \sum_{R \in \mathcal{L} \setminus \mathcal{L}^*: R \subseteq S} 2y_R &= \sum_{R \in \mathcal{L} \setminus \mathcal{L}^*: R \subseteq S} (2 - |R \cap \{u_{\max}^S, v_{\max}^S\}|) \cdot y_R + \sum_{R \in \mathcal{L} \setminus \mathcal{L}^*: R \subseteq S} |R \cap \{u_{\max}^S, v_{\max}^S\}| \cdot y_R \\ &\geq d_S(u_{\max}^S, v_{\max}^S) + \sum_{R \in \mathcal{L}: R \subseteq S} |R \cap \{u_{\max}^S, v_{\max}^S\}| \cdot y_R \end{aligned}$$

$$= D_S(u_{\max}^S, v_{\max}^S) \geq \delta \text{value}(S),$$

where the last inequality is by the choice of u_{\max}^S, v_{\max}^S and by the fact that S is irreducible. The claim now follows from

$$\sum_{R \in \mathcal{L}^*: R \subseteq S} 2y_R = \text{value}(S) - \sum_{R \in \mathcal{L} \setminus \mathcal{L}^*: R \subseteq S} 2y_R \leq \text{value}(S) - \delta \text{value}(S) = (1 - \delta) \text{value}(S).$$

◇

The proof of the above claim completed the proof of Lemma 6.3. □

6.2 Obtaining a Vertebrate Pair via Recursive Calls

We now prove the main result of Section 6.

Theorem 6.4. *Let \mathcal{A} be a polynomial-time algorithm that given a vertebrate pair (I', B) , returns a tour of I' with weight at most $\kappa \text{value}(I') + \eta w(B)$. Then there is a polynomial-time ρ -approximation algorithm for irreducible instances, where $\rho = \frac{\kappa + \eta(\alpha_{\text{NW}} + 3)}{1 - 2(1 - \delta)}$.*

The proof of this theorem is somewhat similar to that of Theorem 5.3, in that the algorithm presented here will call itself recursively on smaller instances, as well as invoking the black-box algorithm \mathcal{A} (once per recursive call).

Proof. Let us briefly discuss the intuition first. Consider an irreducible instance $I = (G, \mathcal{L}, x, y)$. By Lemma 6.3, we can find a quasi-backbone B such that $\sum_{S \in \mathcal{L}^*} 2y_S \leq (1 - \delta) \text{value}(I)$, where as before $\mathcal{L}^* = \{S \in \mathcal{L} : \delta(S) \cap B = \emptyset\}$ contains the laminar sets that the quasi-backbone does *not* cross. This is a small fraction of the entire optimum value $\text{value}(I)$, so we can afford to run an expensive procedure (say, a 2ρ -approximation) on the unvisited sets (using recursive calls) so as to make them contractible. Once we contract all these sets, B will be a backbone and we have thus obtained a vertebrate pair, where algorithm \mathcal{A} can be applied.

We now formally describe the ρ -approximation algorithm \mathcal{A}_{irr} for irreducible instances. On input an irreducible instance $I = (G, \mathcal{L}, x, y)$ it proceeds as follows:

1. Invoke the algorithm of Lemma 6.3 to obtain a quasi-backbone B with $w(B) \leq (\alpha_{\text{NW}} + 3) \text{value}(I)$. Denote by \mathcal{L}_{\max}^* the family of maximal (inclusion-wise) non-singleton sets in $\mathcal{L}^* = \{S \in \mathcal{L} : \delta(S) \cap B = \emptyset\}$.
2. For each $S \in \mathcal{L}_{\max}^*$, recursively call \mathcal{A}_{irr} to find a tour T_S in the instance $I[S]$ (which is irreducible by Fact 5.2). Then use T_S and the algorithm of Lemma 4.9 to find an Eulerian multiset of edges F_S such that S is contractible with respect to F_S and $w_I(F_S) \leq w_{I[S]}(T_S)$.
3. Let I' be the instance obtained from I by contracting all the maximal sets $S \in \mathcal{L}_{\max}^*$. We have that (I', B) is a vertebrate pair by construction: we have contracted all tight sets that were not crossed by B into single vertices, and so B is a backbone of I' . We can therefore invoke the algorithm \mathcal{A} on (I', B) . By assumption, this returns a tour T' of I' such that $w(T') \leq \kappa \text{value}(I') + \eta w(B)$.

4. Finally, return the tour T consisting of the lift F of T' to \mathcal{I} together with $\cup_{S \in \mathcal{L}_{\max}^*} F_S$.

We remark that T is indeed a tour of \mathcal{I} since all sets $S \in \mathcal{L}_{\max}^*$ are contractible with respect to $\cup_{S \in \mathcal{L}_{\max}^*} F_S$.

Having described the algorithm, it remains to show that \mathcal{A}_{irr} runs in polynomial time and that it has an approximation guarantee of ρ .

For the former, we bound the total number of recursive calls \mathcal{A}_{irr} makes. We claim that the total number of recursive calls on input $\mathcal{I} = (G, \mathcal{L}, x, y)$ is at most the cardinality of $\mathcal{L}_{\geq 2} = \{S \in \mathcal{L} : |S| \geq 2\}$. The proof is by induction on $|\mathcal{L}_{\geq 2}|$. For the base case when $|\mathcal{L}_{\geq 2}| = 0$, there are no recursive calls since there are no non-singleton sets in $\mathcal{L}^* \subseteq \mathcal{L}$ and so $\mathcal{L}_{\max}^* = \emptyset$. For the inductive step, suppose that $\mathcal{L}_{\max}^* = \{S_1, S_2, \dots, S_\ell\} \subseteq \mathcal{L}^*$ and so there are ℓ recursive calls in this iteration on the instances $\mathcal{I}[S_1], \mathcal{I}[S_2], \dots, \mathcal{I}[S_\ell]$. If we let $\mathcal{L}_{\geq 2}^i$ denote the non-singleton laminar sets of $\mathcal{I}[S_i]$ then, by the definition of inducing on a tight set, we have $R \subsetneq S_i$ and $R \in \mathcal{L}_{\geq 2}$ for every $R \in \mathcal{L}_{\geq 2}^i$. It follows by the induction hypothesis that the total number of recursive calls that \mathcal{A}_{irr} makes is

$$\ell + \sum_{i=1}^{\ell} |\mathcal{L}_{\geq 2}^i| \leq \ell + |\mathcal{L}_{\geq 2}| - \ell,$$

where the inequality holds because the sets $\mathcal{L}_{\geq 2}^i$ are disjoint and $\mathcal{L}_{\geq 2}^1 \cup \mathcal{L}_{\geq 2}^2 \cup \dots \cup \mathcal{L}_{\geq 2}^\ell \subseteq \mathcal{L}_{\geq 2} \setminus \{S_1, S_2, \dots, S_\ell\}$. Hence, the total number of recursive calls \mathcal{A}_{irr} does is $|\mathcal{L}_{\geq 2}| \leq |V| - 1$ (using that a laminar family on $|V|$ elements without singleton sets has cardinality at most $|V| - 1$). That \mathcal{A}_{irr} runs in polynomial time now follows because each call runs in polynomial time. Indeed, \mathcal{A} , the algorithm of Lemma 6.3, and the algorithm of Lemma 4.9 all run in polynomial time.

We now complete the proof of the theorem by showing that \mathcal{A}_{irr} is a ρ -approximation algorithm. We have by the assumptions on \mathcal{A} and by Lemma 4.5 that the weight of the lift F of T' is at most

$$w_{\mathcal{I}}(T') \leq \kappa \text{value}(\mathcal{I}') + \eta w(B) \leq \kappa \text{value}(\mathcal{I}) + \eta(\alpha_{\text{NW}} + 3) \text{value}(\mathcal{I}) = (\kappa + \eta(\alpha_{\text{NW}} + 3)) \text{value}(\mathcal{I}),$$

where the second inequality is by Fact 4.3.

Now to show that $w(T) = w(F) + w(\cup_{S \in \mathcal{L}_{\max}^*} F_S) \leq \rho \text{value}(\mathcal{I})$, we proceed by induction on the total number of recursive calls. In the base case, when no recursive calls are made, we have $w(T) = w(F) \leq w_{\mathcal{I}}(T') \leq (\kappa + \eta(\alpha_{\text{NW}} + 3)) \text{value}(\mathcal{I}) \leq \rho \text{value}(\mathcal{I})$. For the inductive step, the induction hypothesis yields for each $S \in \mathcal{L}_{\max}^*$

$$w(F_S) \leq w_{\mathcal{I}[S]}(T_S) \leq \rho \text{value}(\mathcal{I}[S]) = 2\rho \text{value}(S)$$

where the equality is by Fact 4.7. Hence,

$$\begin{aligned} w\left(\cup_{S \in \mathcal{L}_{\max}^*} F_S\right) &= \sum_{S \in \mathcal{L}_{\max}^*} w(F_S) \leq \sum_{S \in \mathcal{L}_{\max}^*} 2\rho \text{value}(S) \\ &= \sum_{S \in \mathcal{L}_{\max}^*} 2\rho \sum_{R \in \mathcal{L}^*: R \subsetneq S} 2y_R \leq 2\rho \sum_{R \in \mathcal{L}^*} 2y_R \leq 2\rho(1 - \delta) \text{value}(\mathcal{I}). \end{aligned}$$

The second equality holds because Lemma 6.3 guarantees that B crosses each maximal set of \mathcal{L} . The last inequality holds because of the inequality of Definition 6.2 since B

was selected to be a quasi-backbone of \mathcal{I} . Summing up the weight of the lift F of T' and of $\cup_{S \in \mathcal{L}_{\max}^*} F_S$ we have

$$w(T) \leq (\kappa + \eta(\alpha_{\text{NW}} + 3) + 2\rho(1 - \delta)) \text{value}(\mathcal{I}) = \rho \text{value}(\mathcal{I}),$$

by the selection of ρ to equal $\frac{\kappa + \eta(\alpha_{\text{NW}} + 3)}{1 - 2(1 - \delta)}$. This concludes the inductive step and the proof of the theorem. \square

7 Solving Vertebrate Pairs

In this section, we consider a vertebrate pair (\mathcal{I}, B) , and prove the following theorem. This provides the algorithm required in Theorem 6.4

Theorem 7.1. *Let (\mathcal{I}, B) be a vertebrate pair. For every $\varepsilon > 0$, there is a polynomial-time algorithm that returns a tour T of \mathcal{I} with $w(T) \leq 8(9 + \varepsilon) \cdot \text{value}(\mathcal{I}) + (9 + \varepsilon) \cdot w(B)$.*

Recall that $\text{value}(\mathcal{I})$ equals the Held-Karp lower bound. If $w(B) = O(\text{value}(\mathcal{I}))$, then this theorem yields a constant-factor approximation for ATSP on instance \mathcal{I} . Combined with the reductions in the previous sections, this implies a constant-factor approximation algorithm for general instances as we explain in Section 8.

Our algorithm for vertebrate pairs use the approach introduced in [Sve15] that reduces the problem of finding a tour in \mathcal{I} to that of solving the Local-Connectivity ATSP problem on \mathcal{I} . We first introduce the needed concepts from [Sve15] in Section 7.1.

7.1 Local-Connectivity ATSP

Local-Connectivity ATSP was introduced in [Sve15]. It consists of finding “local” subtours that are only required to cross the sets of a given partition of the vertices instead of connecting the whole graph (as in the standard ATSP). A solution to Local-Connectivity ATSP of “good” guarantee has a local requirement: each subtour should not be much more expensive than what is the lower bound on the cost for visiting the vertices in the subtour (see the definition of lightness below).

The lower bound on the cost for visiting vertices, is defined in terms of a “lower bound” function $\text{lb} : V \rightarrow \mathbb{R}_+$ that only needs to satisfy $\text{lb}(V) \leq \text{value}(\mathcal{I})$ (see Remark 3.1 in [Sve15]). Intuitively, $\text{lb}(v)$ encodes how much we are willing to pay to visit vertex v . Given a vertebrate pair (\mathcal{I}, B) , let $V(B)$ denote the vertices that are incident to an edge in B , and define

$$\text{lb}(v) = \overline{\text{lb}}(v) \cdot \frac{\text{value}(\mathcal{I})}{\overline{\text{lb}}(V)} \quad \text{where} \quad \overline{\text{lb}}(v) = \begin{cases} \frac{1}{|V(B)|} (\text{value}(\mathcal{I}) + w(B)/4), & \text{if } v \in V(B), \\ 2y_v, & \text{otherwise.} \end{cases}$$

We remark that for notational convenience we extend the vector y so that $y_v = 0$ if $\{v\} \notin \mathcal{L}$. Let us also mention that the reason for the particular choice of $\overline{\text{lb}}$ is to simplify the calculations in the proof of Lemma 7.6.

For an edge multiset F , we let $C(F)$ denote the set of strongly connected components of (V, F) . Note that for an Eulerian edge set, every component connected in the

underlying undirected graph is also strongly connected, and the edge set of every component forms a (possibly empty) subtour.

Let us now define the *Local-Connectivity ATSP* problem for a given lower bound function lb . The input is a partition $V = V_1 \cup V_2 \cup \dots \cup V_k$ of the vertices, and the output an Eulerian multisubset F^\star of E such that

$$|\delta_{F^\star}^-(V_i)| \geq 1 \quad \text{for } i = 1, 2, \dots, k \quad \text{and} \quad \max_{\tilde{G} \in \mathcal{C}(F^\star)} \frac{w(\tilde{G})}{\text{lb}(\tilde{G})} \text{ is minimized.}$$

Here we used the notation that for a connected component \tilde{G} of (V, F^\star) , $w(\tilde{G}) = \sum_{e \in E(\tilde{G})} w(e)$ (summation over the edges) and $\text{lb}(\tilde{G}) = \sum_{v \in V(\tilde{G})} \text{lb}(v)$ (summation over the vertices).

We say that an algorithm for Local-Connectivity ATSP is α -light on \mathcal{I} , if for any input $V_1 \cup \dots \cup V_k$, the algorithm finds an Eulerian edge set F^\star , such that for every component $\tilde{G} \in \mathcal{C}(F^\star)$, $w(\tilde{G}) \leq \alpha \cdot \text{lb}(\tilde{G})$. We remark that we use the “ α -light” terminology to avoid any ambiguities with the concept of approximation algorithms (an α -light algorithm does not compare its solution to an optimal solution to the given instance of Local-Connectivity ATSP).

The main technical theorem of [Sve15] reduces the problem of finding a tour to that of solving Local-Connectivity ATSP (up to constant factors).

Theorem 7.2 ([Sve15, Theorem 5.1]). *Suppose that there is an algorithm \mathcal{A} for Local-Connectivity ATSP that is α -light on \mathcal{I} . Then there exists a tour of \mathcal{I} with value at most $5\alpha \cdot \text{lb}(V)$. Moreover, for any $\varepsilon > 0$, a tour of value at most $(9 + \varepsilon)\alpha \text{lb}(V)$ can be found in time polynomial in the number $n = |V|$ of vertices, in $1/\varepsilon$, and in the running time of \mathcal{A} .*

Note that $\text{lb}(V) = \text{value}(\mathcal{I})$. To show Theorem 7.1, it thus suffices to devise a polynomial-time algorithm for Local-Connectivity ATSP that is α -light on \mathcal{I} , where $\alpha = 8 + w(B)/\text{value}(\mathcal{I})$.⁵

7.2 The Algorithm for Vertebrate Pairs

We now formulate our main technical lemma. Let $\mathcal{L}_{\geq 2}$ denote the set of non-singleton sets in \mathcal{L} . Recall that for an Eulerian multiset $F \subseteq E$, the edge set of each component in $\mathcal{C}(F)$ is a subtour. We refer to them as the subtours in F .

Lemma 7.3. *Let (\mathcal{I}, B) be a vertebrate pair. Let $U_1, \dots, U_\ell \subseteq V \setminus V(B)$ be disjoint non-empty vertex sets such that the graphs $G[U_1], \dots, G[U_\ell]$ are strongly connected and for every $S \in \mathcal{L}_{\geq 2}$ and $i \in \{1, \dots, \ell\}$ either $S \cap U_i = \emptyset$ or $U_i \subseteq S$. Then there is a polynomial-time algorithm that finds an Eulerian multiset $F \subseteq E$ of edges such that*

- (a) $w(F) \leq 3 \cdot \text{value}(\mathcal{I})$,
- (b) $|\delta_F^-(U_i)| \geq 1$ for every $i = 1, \dots, \ell$,
- (c) $|\delta_F^-(v)| \leq 4$ for every $v \in V$ with $x(\delta^-(v)) = 1$,

⁵To be precise, for a polynomial running time, we should also be able to evaluate the lb function in polynomial time, which clearly is the case here.

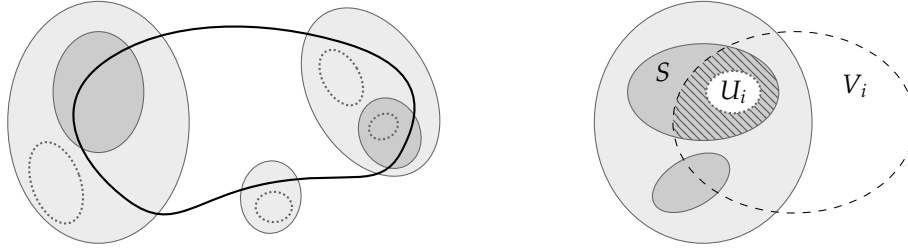


Figure 5: On the left the “dotted” sets U_1, \dots, U_ℓ of Lemma 7.3 are depicted. On the right, we depict how the set U_i is obtained by the algorithm in the construction of F_3 : V_i is intersected by a minimal non-singleton set S to obtain V'_i (the striped area). Then U_i is a source component in the decomposition of V'_i into strongly connected components. This implies that there are no edges from V'_i to U_i and so any edge in $\delta(V_i \setminus U_i, U_i)$ must cross a tight set (namely S).

(d) any subtour in F that crosses a tight set in $\mathcal{L}_{\geq 2}$ visits a vertex of the backbone.

The proof will be given in Section 7.3, using an auxiliary “split graph”. Let us give an informal explanation of the statement, before we use it for Local-Connectivity ATSP. The requirements on the disjoint sets U_1, \dots, U_ℓ are that they should not contain any vertex visited by the backbone, they are strongly connected, and $\mathcal{L}_{\geq 2} \cup \{U_1, \dots, U_\ell\}$ is a laminar family in which the sets U_1, \dots, U_ℓ are minimal (see the left part of Figure 5). Now given such sets the lemma says that there is a polynomial-time algorithm which outputs an Eulerian multiset F of edges that (a) is of low-weight, (b) crosses all the sets U_1, \dots, U_ℓ (similar to the requirement of a solution to Local-Connectivity ATSP), and (c) visits every tight vertex at most four times. Finally, we also have (d) that any subtour in F that crosses a non-singleton tight set intersects the backbone. This property will be important in order to analyze the lightness of our tour; intuitively it (almost) reduces the problem to the node-weighted case.

Description of algorithm. Equipped with Lemma 7.3, we are ready to describe our algorithm for Local-Connectivity ATSP. Let $V = V_1 \cup \dots \cup V_k$ be the input, i.e., a partition of V into $k \geq 2$ sets. Our output $F^* = F_1 \cup F_2 \cup F_3$ will consist of three Eulerian multisets of edges. The set F_1 will be designed so as to cross any partition class V_i that contains some, but not all of the vertices of the backbone, i.e., $V_i \cap V(B) \neq \emptyset$, and $V(B) \setminus V_i \neq \emptyset$. Set F_2 is selected so as to cross a partition class that contains all vertices of the backbone (if there is any). Finally, F_3 is selected so as to cross any partition class whose vertices are disjoint from the vertices of the backbone. They are obtained as follows:

(F₁) $F_1 = B$ is simply the edges of the backbone.

(F₂) If there is no set in the partitioning that contains all the vertices of the backbone, then we set $F_2 = \emptyset$. Otherwise, if there is a set V_i such that $V(B) \subseteq V_i$, we let F_2 be the edges of a minimum weight path from u to v plus the edges of a minimum weight path from v to u , where u and v are selected so that $u \in V(B)$ and $v \in V \setminus V_i$.

(F₃) For convenience, index the partition classes so that V_1, \dots, V_ℓ are those sets that are disjoint from the vertices of the backbone. For $i = 1, \dots, \ell$, Let V'_i be the intersection of V_i with a minimal set in $\{S \in \mathcal{L}_{\geq 2} \cup \{V\} : S \cap V_i \neq \emptyset\}$. Then consider a decomposition of V'_i into strongly connected components with respect to the edges of $G[V'_i]$. Let $U_i \subseteq V'_i$ be the vertex set of a source component in this decomposition. That is, there is no edge from $V'_i \setminus U_i$ to U_i in G (see also right part of Figure 5). By construction, the sets U_1, \dots, U_ℓ satisfy the conditions of Lemma 7.3, and we let F_3 be the Eulerian multiset F guaranteed by that lemma.

This completes the description of the algorithm for Local-Connectivity ATSP. We proceed to its analysis.

Remark 7.4. One can improve the guarantee of the above algorithm by using a slightly more complex procedure and modifying the definition of $\bar{\text{lb}}$. Namely, one can show that either of the two sets F_1 and F_2 is always sufficient.

7.2.1 Analysis

It is clear that the algorithm runs in polynomial time: F_1 is simply the backbone, F_2 is either the empty set or the union of two minimum weight paths, and F_3 is obtained via the polynomial-time algorithm guaranteed in Lemma 7.3. In addition, the solution $F^* = F_1 \cup F_2 \cup F_3$ is Eulerian, since F_1, F_2 , and F_3 are all Eulerian. It remains to show that F^* crosses every set of the input (Lemma 7.5) and that it is α -light (Lemma 7.6).

Lemma 7.5. *We have $|\delta_{F^*}^-(V_i)| \geq 1$ for $i = 1, 2, \dots, k$.*

Proof. We first consider a partition V_i that intersects the backbone, i.e., $V_i \cap V(B) \neq \emptyset$. If $V(B) \not\subseteq V_i$ then the claim follows since we add the backbone $F_1 = B$ to F^* . Otherwise, if $V(B) \subseteq V_i$, then the claim follows since we add F_2 to F^* which then consists of a minimum weight path from $u \in V(B) \subseteq V_i$ to $v \in V \setminus V_i$ plus a minimum weight path from v to u .

Let us now consider the more interesting case when V_i is disjoint from the vertices of the backbone, i.e., $V(B) \cap V_i = \emptyset$. Lemma 7.3 provides an F_3 such that there exists an $e \in \delta_{F_3}^-(U_i)$. Then, either $e \in \delta_{F_3}^-(V_i)$, or $e \in \delta_{F_3}^-(V_i \setminus U_i, U_i)$. Using that U_i was a source component in the decomposition of V'_i into strongly connected components, in the latter case e must enter a set in $\mathcal{L}_{\geq 2}$. Indeed, recall that V'_i was obtained by intersecting V_i with a minimal set S in $\{S \in \mathcal{L}_{\geq 2} \cup \{V\} : S \cap V_i \neq \emptyset\}$ and U_i was selected so that there is no edge from $V'_i \setminus U_i$ to U_i . Thus, if $e \in \delta_{F_3}^-(V_i \setminus U_i, U_i)$ then $e \in \delta(S)$ and so property (d) in Lemma 7.3 guarantees that the connected component (i.e., the subtour) of F_3 containing e must visit $V(B)$. Hence, since V_i is disjoint from the backbone, we have in either case ($e \in \delta_{F_3}^-(V_i)$ or $e \in \delta_{F_3}^-(V_i \setminus U_i, U_i)$) that $|\delta_{F^*}^-(V_i)| \geq |\delta_{F_3}^-(V_i)| \geq 1$, as required. □

Lemma 7.6. *For every connected component \tilde{G} of (V, F^*) , i.e., $\tilde{G} \in C(F^*)$,*

$$\frac{w(\tilde{G})}{\bar{\text{lb}}(\tilde{G})} \leq 4.$$

Proof. Recall that the backbone B is a subtour which means that it forms a single component. Therefore, since we add the edges of the backbone B to F^* , there is one component of (V, F^*) that contains the backbone and the others are disjoint from the backbone. First suppose that \tilde{G} is the component that contains the backbone. Then $\overline{\text{lb}}(\tilde{G}) \geq \overline{\text{lb}}(V(B)) = 1/4 \cdot w(B) + \text{value}(I)$ and

$$w(\tilde{G}) \leq w(F_1) + w(F_2) + w(F_3) \leq w(B) + 3 \cdot \text{value}(I) + w(F_2),$$

where we used $w(F_1) = w(B)$ and $w(F_3) \leq 3 \cdot \text{value}(I)$ by Lemma 7.3(a). Hence, $w(\tilde{G})/\overline{\text{lb}}(\tilde{G}) \leq 4$ follows from showing $w(F_2) \leq \text{value}(I)$. This is trivially true if $F_2 = \emptyset$ and we have the following claim if F_2 is selected as the union of two minimum weight paths.

Claim. For any two vertices $u, v \in V$, the total weight of the minimum weight $u - v$ path and the minimum weight $v - u$ path is at most $\text{value}(I)$.

Proof of Claim. The claim follows by showing that x simultaneously supports one unit of flow from u to v and one unit of flow from v to u . The cut condition in $\text{LP}(G, w)$ guarantees the existence of one unit of flow f from u to v . Consider the flow $x' = x - f$; we claim that $x'(\delta^-(S)) \geq 1$ holds for every $u \in S \subseteq V \setminus \{v\}$, and therefore we can find another one unit of flow g from v to u such that $f + g \leq x$. Indeed, $x(\delta^+(S)) = x(\delta^-(S))$ since x is Eulerian, and $f(\delta^+(S)) = f(\delta^-(S)) + 1$. Hence, $x'(\delta^-(S)) = x'(\delta^+(S)) + 1 \geq 1$. \diamond

Second consider the case when \tilde{G} is disjoint from the backbone. Then, \tilde{G} does not contain any edges from F_1 or F_2 and, by property (d) of Lemma 7.3, we must have that the edges of \tilde{G} (which is a subtour in F_3) do not cross any tight set in $\mathcal{L}_{\geq 2}$. Therefore

$$\frac{w(\tilde{G})}{\overline{\text{lb}}(\tilde{G})} = \frac{\sum_{e \in E(\tilde{G})} w(e)}{\sum_{v \in V(\tilde{G})} \overline{\text{lb}}(v)} = \frac{\sum_{v \in V(\tilde{G})} |\delta_{\tilde{G}}(v)| y_v}{2 \sum_{v \in V(\tilde{G})} y_v} \leq \frac{8 \sum_{v \in V(\tilde{G})} y_v}{2 \sum_{v \in V(\tilde{G})} y_v} = 4,$$

where for the last inequality we used that y_v is only strictly positive if $x(\delta^-(v)) = 1$, in which case $|\delta_{\tilde{G}}(v)| = |\delta_{F_3}(v)| = 2|\delta_{F_3}^-(v)| \leq 8$, using property (c) of Lemma 7.3. \square

Corollary 7.7. *The algorithm is $(8 + w(B)/\text{value}(I))$ -light.*

Proof. This holds since $\text{lb}(v) = \overline{\text{lb}}(v) \cdot \text{value}(I)/\overline{\text{lb}}(V)$, and⁶

$$\overline{\text{lb}}(V) = \text{value}(I) + \frac{w(B)}{4} + 2 \sum_{v \in V \setminus V(B)} y_v \leq \frac{w(B)}{4} + 2 \text{value}(I).$$

\square

We have thus given a polynomial-time algorithm for Local-Connectivity ATSP for a vertebrate pair (I, B) that is $(8 + w(B)/\text{value}(I))$ -light. Together with Theorem 7.2 this implies Theorem 7.1, the main result of this section.

⁶We note that a tighter bound could be given, if we use that the backbone B was obtained via a quasi-backbone (see Section 6), in which case one can conclude that $2 \sum_{v \in V \setminus V(B)} y_v \leq (1 - \delta) \text{value}(I)$. We kept the weaker bound for simplicity.

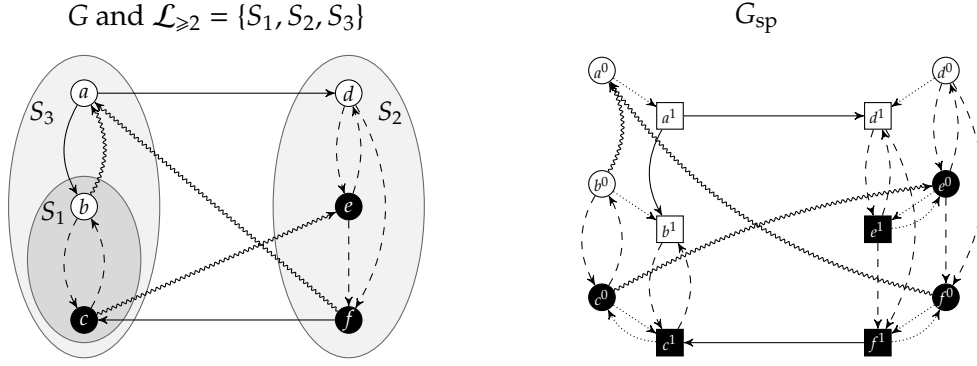


Figure 6: An example of the construction of G_{sp} from G , $\mathcal{L}_{\geq 2}$ and the backbone B . The vertices of the backbone are depicted in black, the forward edges are straight, the backward edges are swirly, the neutral edges are dashed, and the edges of G_{sp} without a preimage in G are dotted.

7.3 The Split Graph

We now make preparations to prove Lemma 7.3. We construct an auxiliary graph in two steps. First, we define the *split graph*, based on the instance \mathcal{I} . Then, we make some further modifications, taking the sets U_1, U_2, \dots, U_ℓ as in Lemma 7.3 into account.

Recall that $\mathcal{L}_{\geq 2}$ denotes the non-singleton sets in \mathcal{L} . Let us use the indexing $\mathcal{L}_{\geq 2} \cup \{V\} = \{S_1, S_2, \dots, S_\ell\}$ so that $2 \leq |S_1| \leq |S_2| \leq \dots \leq |S_\ell| = |V|$. The sets S_1, S_2, \dots, S_ℓ naturally give a partial order $<$ on the vertices. For a vertex $v \in V$, let

$$\text{level}(v) = \min\{i : v \in S_i\}$$

be the index of the first set that contains v . The partial order is now defined by $v < v'$ if $\text{level}(v) < \text{level}(v')$. We use this order to classify the edges. An edge $(u, v) \in E$ is a

- *forward* edge if $v < u$;
- *backward* edge if $u < v$;

and otherwise it is a *neutral* edge. Using this notation we are ready to define the split graph (see Figure 6 for an example):

Definition 7.8. The *split graph* G_{sp} is defined as follows. For every $v \in V$ we create two copies v^0 and v^1 in $V(G_{\text{sp}})$, an edge (v^0, v^1) of weight 0 in $E(G_{\text{sp}})$, and if $v \in V(B)$ then we also create an edge (v^1, v^0) of weight 0. In addition, for every edge $(u, v) \in E$:

- if (u, v) is a neutral edge, we create edges (u^0, v^0) and (u^1, v^1) in $E(G_{\text{sp}})$ of weight $w(u, v)$,
- if (u, v) is a forward edge, we create edge (u^1, v^1) in $E(G_{\text{sp}})$ of weight $w(u, v)$,
- if (u, v) is a backward edge, we create edge (u^0, v^0) in $E(G_{\text{sp}})$ of weight $w(u, v)$.

We denote the weight function on the edges of the split graph by w_{sp} . Vertices v^0 will be called *0-vertices* and vertices v^1 will be called *1-vertices*.

We can naturally map G_{sp} to G by mapping the two vertices v^0 and v^1 to v for every $v \in V$. We call the edges $(u^p, v^q) \in E(G_{\text{sp}})$ the *preimages* of the edge $(u, v) \in E$ for all $p, q \in \{0, 1\}$ whenever such an edge was added to $E(G_{\text{sp}})$. A fundamental consequence of our construction is the following.

Fact 7.9. *Consider a cycle C_{sp} in G_{sp} . If the image of C_{sp} in G (obtained by contracting every pair v^0, v^1 of vertices into a single vertex v) crosses a tight set in $\mathcal{L}_{\geq 2}$ then it visits a vertex of the backbone.*

We remark that the image of a cycle in G_{sp} does not necessarily form a cycle in G (as some vertices may be visited twice) but it is a subtour.

Proof. Consider a cycle C_{sp} in G_{sp} such that its image in G crosses a tight set in $\mathcal{L}_{\geq 2}$. In other words, there is a set $S_i \in \mathcal{L}_{\geq 2}$ so that $C_{\text{sp}} \cap \delta(\{v^0, v^1 : v \in S_i\}) \neq \emptyset$. Let i^* be the smallest index of such a set. Then, by the choice of i^* , an edge $(u_{\text{in}}, v_{\text{in}})$ in the image of C_{sp} that enters S_{i^*} is a forward edge, and an edge $(u_{\text{out}}, v_{\text{out}})$ in the image that exits S_{i^*} is a backward edge. By the construction of G_{sp} , the single preimage of $(u_{\text{in}}, v_{\text{in}})$ is $(u_{\text{in}}^1, v_{\text{in}}^1) \in E(G_{\text{sp}})$, and the single preimage of $(u_{\text{out}}, v_{\text{out}})$ is $(u_{\text{out}}^0, v_{\text{out}}^0) \in E(G_{\text{sp}})$. Thus, C_{sp} must contain both $(u_{\text{in}}^1, v_{\text{in}}^1)$ and $(u_{\text{out}}^0, v_{\text{out}}^0)$. The statement now follows since the *only* edges in G_{sp} from a 1-vertex to a 0-vertex are of the type (u^1, u^0) , where $u \in V(B)$ is a vertex of the backbone. \square

Secondly, using that every set $S \in \mathcal{L}_{\geq 2}$ has a non-empty intersection with the vertices of the backbone, we can transform x into a circulation in the split graph with similar guarantees:

Lemma 7.10. *There is a polynomial-time algorithm that finds an Eulerian vector $x_{\text{sp}} \in \mathbb{R}_+^{E(G_{\text{sp}})}$ such that $\sum_{e \in E(G_{\text{sp}})} w_{\text{sp}}(e)x_{\text{sp}}(e) = \sum_{e \in E} w(e)x(e) = \text{value}(\mathcal{I})$, and $x_{\text{sp}}(\delta(\{v^0, v^1 : v \in U\})) = x(\delta(U)) \geq 2$ for each proper subset $\emptyset \neq U \subsetneq V$. In other words, the image of x_{sp} in G is the optimal solution x to $\text{LP}(G, w)$.*

Proof. The main ingredient of the proof is the following claim.

Claim. We can in polynomial-time find a non-negative vector $f \in \mathbb{R}_+^E$ satisfying:

- (a) $f \leq x$,
- (b) $f(\delta^+(v)) \geq f(\delta^-(v))$ for every $v \in V \setminus V(B)$,
- (c) $f(e) = 0$ for each backward edge $e \in E$.
- (d) $f(e) = x(e)$ for each forward edge $e \in E$,

Proof. Let E_f , E_b and E_n denote the sets of forward, backward, and neutral edges, respectively. We find $f \in \mathbb{R}_+^E$ in polynomial time by solving the following linear

program:

$$\begin{aligned}
& \text{maximize} && \sum_{e \in E_f} f(e) \\
& \text{subject to} && f(\delta^+(v)) \geq f(\delta^-(v)) \text{ for } v \in V \setminus V(B), \\
& && f(e) = 0 \quad \text{for } e \in E_b, \\
& && 0 \leq f \leq x.
\end{aligned}$$

By the constraints of the linear program, we have that f satisfies (a), (b), and (c). It remains to verify (d), or equivalently, to show that the optimum value to this program equals $x(E_f)$.

This will be shown using the dual linear program. The variables $(\pi_v)_{v \in V}$ correspond to the first set of constraints, and $(z(e))_{e \in E_f \cup E_n}$ to the capacity constraints on forward and neutral edges. No such variables are needed for backward edges.

$$\begin{aligned}
& \text{minimize} && \sum_{e \in E_f \cup E_n} x(e)z(e) \\
& \text{subject to} && \pi_v - \pi_u + z(u, v) \geq 1 \text{ for } (u, v) \in E_f \\
& && \pi_v - \pi_u + z(u, v) \geq 0 \text{ for } (u, v) \in E_n \\
& && \pi_v = 0 \text{ for } v \in V(B) \\
& && \pi, z \geq 0
\end{aligned}$$

Note that setting $\pi \equiv 0$, $z(e) = 1$ if $e \in E_f$, and $z(e) = 0$ if $e \in E_n$ is a feasible solution with objective value $x(E_f)$. The proof is complete by showing that this is an optimal dual solution.

Let us select a dual optimal solution (π, z) , which minimizes $\pi(V)$. We show that this minimum value is 0, that is, there exists a dual optimal solution with $\pi \equiv 0$. This immediately implies that the above solution is a dual optimal one.

For a contradiction, assume our chosen dual optimal solution contains a positive π_t value. Let us select t such that $\pi_t > 0$, and $\text{level}(t) = i^*$ is minimal among all such vertices. Let $S = S_{i^*}$, and define $T = \{u \in S : \pi_u > 0\}$. Since $S \cap V(B) \neq \emptyset$, and $\pi_u = 0$ for all $u \in V(B)$, we see that T is a proper subset of S . Let $F = \delta(V \setminus S, T)$, and $F' = \delta(T, S \setminus T)$. Let us show that the latter set does not contain any backward edges.

Claim. $F' \cap E_b = \emptyset$.

Proof. By the choice of i^* , for any $S_i \subsetneq S$, we have that $\pi_v = 0$ for all $v \in S_i$; thus, $S_i \cap T = \emptyset$. Therefore, for any $(u, v) \in F'$, we must have $\text{level}(u) = i^* \geq \text{level}(v)$. \diamond

Let us construct another dual solution (π', z') as follows. Let $\varepsilon = \min\{\pi_u : u \in T\}$, and let

$$\pi'_u = \begin{cases} \pi_u - \varepsilon, & \text{if } u \in T, \\ \pi_u, & \text{otherwise,} \end{cases} \quad \text{and} \quad z'(e) = \begin{cases} z(e) + \varepsilon, & \text{if } e \in F \setminus E_b, \\ z(e) - \varepsilon, & \text{if } e \in F', \\ z(e), & \text{otherwise.} \end{cases}$$

We show that the (π', z') is another optimal solution. Then, $\pi'(V) < \pi(V)$ gives a contradiction to the choice of (π, z) .

Feasibility. First, let us show that (π', z') is feasible. We have $\pi \geq 0$ by the choice of ε . To show $z' \geq 0$, note that for $e = (u, v) \in F'$, $0 \leq \pi_v - \pi_u + z(u, v) \leq z(u, v) - \varepsilon$, and thus $z(e) \geq \varepsilon$. Consider the cases when $\pi'_v - \pi'_u - z'(u, v) \neq \pi_v - \pi_u + z(u, v)$. It is easy to see that this can happen either **(i)** if $(u, v) \in \delta(T, V \setminus S)$, or **(ii)** if $(u, v) \in \delta(S \setminus T, T)$.

In case **(i)**, the constraint on (u, v) remains valid since $\pi'_v - \pi'_u + z'(u, v) = \pi_v - \pi_u + z(u, v) + \varepsilon$. In case **(ii)**, we have $\pi'_v - \pi'_u + z'(u, v) = \pi_v - \varepsilon - \pi_u + z(u, v) \geq 0$, where the inequality holds because $\pi_u = 0$ (since $u \in S \setminus T$), $\pi_v \geq \varepsilon$ by the selection of ε , and $z(u, v) \geq 0$ by the feasibility of z . This implies that z' is feasible because $(u, v) \in E_n$. Indeed, since $v \in T$, we must have $\text{level}(v) = i^* \geq \text{level}(u)$.

Optimality. When changing (π, z) to (π', z') , the objective value increases by $\varepsilon(x(F \setminus E_b) - x(F'))$. Recall that S is tight, that is, $x(\delta^-(S)) = 1$. We have $1 \leq x(\delta^-(S \setminus T)) = x(\delta^-(S)) - x(F) + x(F')$, and therefore $x(F') \geq x(F) \geq x(F \setminus E_b)$. Thus, the objective value cannot increase, therefore (π', z') must be optimal which, as already noted, contradicts the choice of (π, z) . Thus there is an optimal solution (π, z) in which $\pi \equiv 0$ which completes the proof of the claim. \diamond

The above claim implies Lemma 7.10 by defining x_{sp} as follows:

- for every edge $(u^0, v^0) \in E(G_{\text{sp}})$, set $x_{\text{sp}}(u^0, v^0) = x(u, v) - f(u, v)$,
- for every edge $(u^1, v^1) \in E(G_{\text{sp}})$, set $x_{\text{sp}}(u^1, v^1) = f(u, v)$,
- for every $v \in V$, set $x_{\text{sp}}(v^0, v^1) = \max\{0, f(\delta^+(v)) - f(\delta^-(v))\}$,
- for every $v \in V(B)$, set $x_{\text{sp}}(v^1, v^0) = \max\{0, f(\delta^-(v)) - f(\delta^+(v))\}$.

By the properties of the above claim, it is easy to verify that x_{sp} is an Eulerian vector. It is also clear from this definition, that for any $e \in E$, if $P(e)$ denotes the preimage set of e , then $\sum_{e' \in P(e)} x_{\text{sp}}(e') = x(e)$. This implies the statements on the objective value and the cut values. \square

7.3.1 Proof of the Main Technical Lemma

We are ready to prove Lemma 7.3. We restate it here for convenience.

Lemma (restatement of 7.3). *Let (I, B) be a vertebrate pair. Let $U_1, \dots, U_\ell \subseteq V \setminus V(B)$ be disjoint non-empty vertex sets such that the graphs $G[U_1], \dots, G[U_\ell]$ are strongly connected and for every $S \in \mathcal{L}_{\geq 2}$ and $i \in \{1, \dots, \ell\}$ either $S \cap U_i = \emptyset$ or $U_i \subseteq S$. Then there is a polynomial-time algorithm that finds an Eulerian multiset $F \subseteq E$ of edges such that*

- (a) $w(F) \leq 3 \cdot \text{value}(I)$,
- (b) $|\delta_{\overline{F}}(U_i)| \geq 1$ for every $i = 1, \dots, \ell$,
- (c) $|\delta_{\overline{F}}(v)| \leq 4$ for every $v \in V$ with $x(\delta^-(v)) = 1$,
- (d) any subtour in F that crosses a tight set in $\mathcal{L}_{\geq 2}$ visits a vertex of the backbone.

The proof proceeds in two steps. In the first step, we further modify G_{sp} and x_{sp} to G'_{sp} and x'_{sp} , by taking the sets U_i into account. In the second step, we obtain the set F by solving a min-weight integral circulation problem on G'_{sp} .

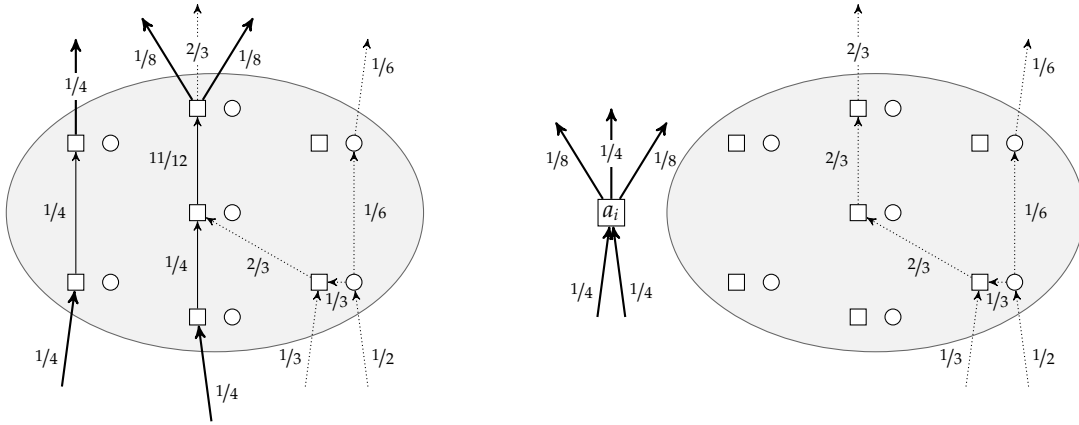


Figure 7: An example of the modification of the split graph. Squares and circles are 1- and 0-vertices, respectively. On the left, a single set U_i^{SP} is depicted of G_{SP} and we only draw the edges that take part of the cycles in the decomposition of x_{sp} that enters and exits U_i^{SP} . The thick edges are X_i^- and X_i^+ and the solid edges inside U_i^{SP} are those that carry $1/4$ flow in g_i . On the right, we show the corresponding part of the modified split graph G'_{SP} and the modified circulation x'_{sp} obtained by redirecting the edges in X_i^- , X_i^+ to a new auxiliary vertex a_i and by subtracting the flow g_i .

Modifying the split graph. The graph G'_{SP} is constructed as follows (see also Figure 7). For $i = 1, \dots, \ell$, let $U_i^{\text{SP}} = \{v^0, v^1 : v \in U_i\} \subseteq V(G_{\text{SP}})$ be the set of vertices in the split graph corresponding to U_i . We select the sets X_i^-, X_i^+ , and flow g_i as follows:

- Select a subset of edges $X_i^- \subseteq \delta^-(U_i^{\text{SP}})$ with $x_{\text{sp}}(X_i^-) = 1/2$ such that either all edges in X_i^- enter 1-vertices, or all of them enter 0-vertices. This is possible since $x_{\text{sp}}(\delta^-(U_i^{\text{SP}})) \geq 1$ by Lemma 7.10.⁷
- Define the set of outgoing edges $X_i^+ \subseteq \delta^+(U_i^{\text{SP}})$ to be, intuitively, the edges over which the flow that entered U_i^{SP} by X_i^- exits U_i^{SP} . That is, consider an arbitrary cycle decomposition of the circulation x_{sp} , and look at the set of cycles containing the edges in X_i^- . We define X_i^+ as the set of edges on these cycles that first leave U_i^{SP} after entering U_i^{SP} on an edge in X_i^- ; clearly, $x_{\text{sp}}(X_i^+) = 1/2$.⁸
- Let g_i denote the flow on these cycle fragments connecting the heads of edges in X_i^- and the tails of edges in X_i^+ .

We remark that the selection of X_i^- and X_i^+ satisfy the following important property: if the head of an edge in X_i^- is a 1-vertex, then the tail of *every* edge in X_i^+ is a 1-vertex. Indeed, the only edges from 1-vertices to 0-vertices in G_{SP} are of the type (v^1, v^0) where

⁷To obtain exactly $1/2$, we might need to break an edge up into two copies, dividing its x_{sp} -value between them appropriately, and include one copy in X_i^- but not the other; we omit this for simplicity of notation, and assume there is such an edge set with exactly $x_{\text{sp}}(X_i^-) = 1/2$.

⁸Again, we might need to split some edges into two copies.

$v \in V(B)$. Hence, as U_i does not intersect the backbone, we have that any flow that enters U_i^{sp} on a 1-vertex only visits 1-vertices until it exits U_i^{sp} .

We now transform G_{sp} into a new graph G'_{sp} and x_{sp} into a new Eulerian vector x'_{sp} . For every $i = 1, \dots, \ell$ we introduce a new auxiliary vertex a_i and redirect all edges in X_i^- to point to a_i and those in X_i^+ to point from a_i . We further subtract the flow g_i inside U_i^{sp} ; hence the resulting vector x'_{sp} will be Eulerian in G'_{sp} , with $x'_{\text{sp}}(\delta^-(a_i)) = x'_{\text{sp}}(\delta^+(a_i)) = 1/2$. We define the weights $w'_{\text{sp}}(e) = w_{\text{sp}}(e)$ if e was not modified, and for every redirected edge e , we set $w'_{\text{sp}}(e)$ as the weight of the edge it was redirected from. Thus, the total weight may only decrease: $\sum_{e \in E(G'_{\text{sp}})} w'_{\text{sp}}(e)x'_{\text{sp}}(e) \leq \sum_{e \in E(G_{\text{sp}})} w_{\text{sp}}(e)x_{\text{sp}}(e) = \text{value}(\mathcal{I})$ (it decreases if the flows g_i are nonzero on edges with positive weight).

Solving the circulation problem. Having defined the modified split graph G'_{sp} and the circulation x'_{sp} , we now describe how to use it to find F .

Claim. One can find, in polynomial time, an integral circulation (i.e., an Eulerian vector) y'_{sp} of G'_{sp} satisfying:

- $y'_{\text{sp}}(\delta^-(v^0) \setminus \{(v^1, v^0)\}) \leq \lceil 2x'_{\text{sp}}(\delta^-(v^0) \setminus \{(v^1, v^0)\}) \rceil$ for each $v^0 \in V(G'_{\text{sp}})$,
- $y'_{\text{sp}}(\delta^-(v^1) \setminus \{(v^0, v^1)\}) \leq \lceil 2x'_{\text{sp}}(\delta^-(v^1) \setminus \{(v^0, v^1)\}) \rceil$ for each $v^1 \in V(G'_{\text{sp}})$,
- $y'_{\text{sp}}(\delta^-(a_i)) = 1$ for each $i \in \{1, \dots, \ell\}$.
- $\sum_{e \in E(G'_{\text{sp}})} w'_{\text{sp}}(e)y'_{\text{sp}}(e) \leq 2 \cdot \text{value}(\mathcal{I})$.

Proof. The well-known integrality of the circulation polyhedron asserts that, given integer upper and lower capacity bounds on the edges, if there is a feasible circulation, then for any weight function there is a minimum weight integer circulation (see e.g. Corollary 12.2a in [Sch03]). We wish to use this theorem, by transforming the above conditions into edge capacity bounds by introducing further auxiliary edges.

The reduction is as follows. For the first set of constraints, we split v^0 further to v^0 and \bar{v}^0 , add an edge (\bar{v}^0, v^0) , and replace all incoming edges $(z, v^0) \in E(G'_{\text{sp}})$ for $z \neq v^1$ by (z, \bar{v}^0) . In that way, the first set of constraints become capacity constraints on the new edges (\bar{v}^0, v^0) . A similar construction is used for the second set of constraints. Finally, for the node capacity constraint on a_i , we add a new \bar{a}_i with an edge (\bar{a}_i, a_i) , and redirect all incoming edges in $\delta^-(a_i)$ to start from \bar{a}_i . We add upper and lower bounds on these new edges as required.

Note that fractional circulation $2x'_{\text{sp}}$ satisfies all the conditions in the claim; its natural image under these transformations will satisfy all edge capacity constraints. Hence, we can find an integral circulation in the modified graph, which naturally maps back to an integral circulation y'_{sp} in G'_{sp} . \diamond

We then let $F_{\text{sp}} \subseteq E(G_{\text{sp}})$ be the multiset of edges of the (unmodified) split graph obtained by, for each $e \in E(G'_{\text{sp}})$, taking $y'_{\text{sp}}(e)$ copies of the corresponding edge in G_{sp} , i.e., if e is incident to an auxiliary vertex a_i , then reverse the redirection of this edge so as to obtain its preimage in G_{sp} . We thus have $w_{\text{sp}}(F_{\text{sp}}) = \sum_{e \in E(G'_{\text{sp}})} w'_{\text{sp}}(e)y'_{\text{sp}}(e) \leq 2 \cdot \text{value}(\mathcal{I})$.

We remark that F_{sp} may not be Eulerian as some vertices in G_{sp} may have different in-degree and out-degree. Specifically, since the in- and out-degree of a_i were exactly 1 in y'_{sp} , in each component U_i there is a pair of vertices u_i^p, v_i^q which are the head and tail, respectively, of the mapped-back edges adjacent to a_i . These are the only vertices whose in-degree may differ from their out-degree. (They differ unless $u_i^p = v_i^q$.) As the third step, to repair this, we route a walk P_i for each $i \in \{1, \dots, \ell\}$ from u_i^p to v_i^q in G_{sp} . The walk P_i is selected as follows:

- Let $u_i, w_1, \dots, w_t, v_i$ be a shortest path from u_i to v_i inside U_i , which exists since $G[U_i]$ is assumed to be strongly connected.
- By the assumption on U_i (that it is either contained or disjoint from a set in $\mathcal{L}_{\geq 2}$) all edges in $G[U_i]$ are neutral edges. Hence the path $\bar{P}_i = u_i^p, w_1^p, \dots, w_t^p, v_i^p$ is present in G_{sp} .
- If $p = q$, then we define $P_i = \bar{P}_i$. If $p = 0$ and $q = 1$, then we define P_i by appending the edge (v_i^0, v_i^1) to \bar{P}_i ; note that this edge is always included in $E(G_{\text{sp}})$. Finally, we show that $p = 1, q = 0$ is not possible: as previously noted, if the head of an edge in X_i^- is a 1-vertex, then the tail of every edge in X_i^+ must also be a 1-vertex.

The Eulerian multiset $F \subseteq E$ of edges in G is now obtained from the Eulerian set $\bigcup_{i=1}^{\ell} P_i \cup F_{\text{sp}}$ of edges in G_{sp} by contracting every pair v^0, v^1 into a single vertex v . This completes the description of the algorithm for finding F .

The computation of F can be done in polynomial time as it is based on solving a min-weight circulation problem on G'_{sp} together with basic graph operations. It remains to verify properties (a) - (d) of the lemma.

For (a), we use that the path P_i has the same weight as a shortest path in $G[U_i]$ from a vertex $u_i \in U_i$ to a vertex $v_i \in U_i$. Since U_i is either disjoint or contained in a tight set of $\mathcal{L}_{\geq 2}$, we have $w(P_i) \leq 2 \cdot \sum_{v \in U_i} y_v \leq \text{value}(U_i)$. The overall weight of F is the weight of the edges corresponding to y'_{sp} plus the weight of the paths. Hence,

$$w(F) \leq 2 \cdot \text{value}(I) + \sum_{i=1}^{\ell} \text{value}(U_i) \leq 3 \cdot \text{value}(I).$$

Consider now Property (b). For each $i = 1, \dots, \ell$, there is an edge $e \in F$ corresponding to (i.e., is the preimage of) the incoming edge e' of the auxiliary vertex a_i with $y'_{\text{sp}}(e') = 1$. By construction, the edge e' corresponds to an edge e'' in G_{sp} such that $e'' \in X_i^- \subseteq \delta^-(U_i^{\text{sp}})$ and thus $e \in \delta^-(U_i)$. So (b) holds.

For property (c), first notice that path P_i was formed from a shortest path that was completely contained in U_i , and since the sets U_i (and thus U_i^{sp}) are disjoint we have that the degree in F of a vertex v is at most one more than the degree of $\{v^0, v^1\}$ in the circulation y'_{sp} . Thus,

$$\begin{aligned} |\delta_F^-(v)| &\leq y'_{\text{sp}}(\delta^-(\{v^0, v^1\})) + 1 \\ &= y'_{\text{sp}}(\delta^-(v^0) \setminus \{(v^1, v^0)\}) + y'_{\text{sp}}(\delta^-(v^1) \setminus \{(v^0, v^1)\}) + 1 \\ &\leq \lceil 2x'_{\text{sp}}(\delta^-(v^0) \setminus \{(v^1, v^0)\}) \rceil + \lceil 2x'_{\text{sp}}(\delta^-(v^1) \setminus \{(v^0, v^1)\}) \rceil + 1. \end{aligned}$$

Assume now $1 = x(\delta^-(v))$. We have

$$\begin{aligned} x(\delta^-(v)) &= x_{\text{sp}}(\delta^-(\{v^0, v^1\})) \\ &\geq x'_{\text{sp}}(\delta^-(\{v^0, v^1\})) \\ &= x'_{\text{sp}}(\delta^-(v^0) \setminus \{(v^1, v^0)\}) + x'_{\text{sp}}(\delta^-(v^1) \setminus \{(v^0, v^1)\}), \end{aligned}$$

where the first equality is by Lemma 7.10 and the inequality is because some flow may be rerouted to auxiliary vertices in x'_{sp} . Thus, we have to bound $\lceil 2p \rceil + \lceil 2q \rceil + 1$ subject to $p + q \leq 1$. Clearly, the maximum is 4, and thus (c) follows.

Finally, property (d) immediately follows from Fact 7.9. Indeed, F was obtained from an Eulerian edge set in the split graph G_{sp} by contracting every pair v^0, v^1 into a single vertex v . In other words, F is the image of an Eulerian multiset of edges in the split graph G_{sp} . As any Eulerian multiset can be decomposed into cycles, this is equivalent to saying that F is the union of images of cycles in G_{sp} . Fact 7.9 says that any such image that crosses a tight set in $\mathcal{L}_{\geq 2}$ must visit a vertex in the backbone.

8 Completing the Puzzle: Proof of Theorem 1.1

We now combine the techniques and algorithms of the previous sections to obtain a constant-factor approximation algorithm for ATSP. In multiple steps, we have reduced ATSP to finding tours for vertebrate pairs. Every reduction step was polynomial, and increased the approximation factor by a constant. Hence, altogether they give a constant-factor approximation algorithm for ATSP.

We now give an overview of these reductions. Throughout, $\varepsilon > 0$ will be a fixed small value. We set the value $\delta = 0.75$. All approximation guarantees are with respect to the optimum value of the Held-Karp relaxation $\text{LP}(G, w)$. The reduction proceeds using the following algorithmic subroutines.

- Algorithm \mathcal{A}_{NW} from [Sve15], which is a polynomial time α_{NW} -approximation for node-weighted ATSP, with $\alpha_{\text{NW}} = 27 + \varepsilon$. (Theorem 2.2). This will be used to find a (quasi-)backbone for irreducible instances (Lemma 6.3).
- Algorithm \mathcal{A}_{ver} , which, for a vertebrate pair (I, B) , finds a tour of cost $\kappa \text{value}(I) + \eta w(B)$, where $\kappa = 8(9 + \varepsilon)$ and $\eta = (9 + \varepsilon)$ (Theorem 7.1). Algorithm \mathcal{A}_{ver} uses the reduction Theorem 7.2 from Local-Connectivity ATSP to ATSP (see [Sve15]). For Local-Connectivity ATSP, we use the $8 + w(B)/\text{value}(I)$ -light algorithm from Section 7.2.
- Algorithm \mathcal{A}_{irr} which, provided \mathcal{A}_{ver} , as above, obtains a polynomial time ρ -approximation algorithm for irreducible instances, where $\rho = (\kappa + \eta(\alpha_{\text{NW}} + 3))/(1 - 2(1 - \delta)) = 684 + \varepsilon'$ (Theorem 6.4).
- Algorithm \mathcal{A}_{lam} , which converts the ρ -approximation algorithm \mathcal{A}_{irr} to a $2\rho/(1 - \delta)$ -approximation algorithm for an arbitrary laminarly weighted instance I . Here, $2\rho/(1 - \delta) = 5472 + \varepsilon'' < 5500$ (Theorem 5.3).

- Our final Algorithm $\mathcal{A}_{\text{ATSP}}$, which reduces an arbitrary input weighted directed graph (G, w) to a laminarly weighted instance, keeping the same approximation ratio (Theorem 2.4).

All in all we have thus obtained a polynomial-time algorithm for ATSP that returns a tour of value at most a constant (5500) times the Held-Karp lower bound.

9 Conclusion

In this paper we gave the first constant-factor approximation algorithm for ATSP. The result was obtained in two steps. First, we gave a generic reduction to ATSP instances with a backbone, i.e., vertebrate pairs. These instances were then solved by using the connection to Local-Connectivity ATSP introduced in [Sve15]. By specializing and optimizing the techniques of [Sve15] to the setting of this paper, we believe that the integrality gap of the LP relaxation can be upper bounded by the hundreds. However, to achieve an upper bound on the integrality gap that is close to the current lower bound of 2, even say an upper bound of 50, seems to require substantial progress. We raise this as an important open problem.

Open Question 9.1. Is the integrality gap of the standard LP relaxation upper bounded by 2?

As mentioned in the introduction, Asadpour et al. [AGM⁺10] introduced a different approach for ATSP based on so-called thin spanning trees. Our algorithm does not imply a better construction of such trees and the $O(\text{poly } \log \log n)$ -thin trees of [AG15] remain the best such (non-constructive) result. It is an interesting question whether trees of better thinness exist. Also, as shown in [AKS10], the construction of $O(1)$ -thin trees would lead to a constant-factor approximation algorithm for bottleneck ATSP. In the bottleneck ATSP problem, we are given a complete graph with edge-weights that satisfy the triangle inequality, and we wish to find an Hamiltonian cycle that minimizes the maximum edge-weight. A tight 2-approximation algorithm for bottleneck *symmetric* TSP was given already in [Fle74, Lau81, PR84] whereas no constant-factor approximation is known for bottleneck ATSP.

Open Question 9.2. Is there a $O(1)$ -approximation algorithm for bottleneck ATSP?

We believe that this is an interesting open question in itself and progress may shed light on the existence of $O(1)$ -thin trees.

References

- [AG15] Nima Anari and Shayan Oveis Gharan. Effective-resistance-reducing flows, spectrally thin trees, and asymmetric TSP. In *IEEE 56th Annual Symposium on Foundations of Computer Science (FOCS)*, pages 20–39, 2015. 2, 37
- [AGM⁺10] Arash Asadpour, Michel X. Goemans, Aleksander Madry, Shayan Oveis Gharan, and Amin Saberi. An $O(\log n / \log \log n)$ -approximation algorithm for the asymmetric traveling salesman problem. In *Proceedings of the Twenty-First Annual ACM-SIAM Symposium on Discrete Algorithms, SODA 2010*, pages 379–389, 2010. 2, 37

- [AKS10] Hyung-Chan An, Robert D. Kleinberg, and David B. Shmoys. Approximation algorithms for the bottleneck asymmetric traveling salesman problem. In *APPROX*, pages 1–11, 2010. [37](#)
- [AKS15] Hyung-Chan An, Robert D. Kleinberg, and David B. Shmoys. Improving Christofides’ algorithm for the s-t path TSP. *J. ACM*, 62(5):34:1–34:28, 2015. [9](#)
- [Blä08] Markus Bläser. A new approximation algorithm for the asymmetric TSP with triangle inequality. *ACM Transactions on Algorithms*, 4(4), 2008. [2](#)
- [CGK06] Moses Charikar, Michel X. Goemans, and Howard J. Karloff. On the integrality ratio for the asymmetric traveling salesman problem. *Math. Oper. Res.*, 31(2):245–252, 2006. [2](#), [3](#)
- [Chr76] Nicos Christofides. Worst-case analysis of a new heuristic for the travelling salesman problem. Technical report, Graduate School of Industrial Administration, CMU, 1976. [2](#)
- [FGM82] Alan M. Frieze, Giulia Galbiati, and Francesco Maffioli. On the worst-case performance of some algorithms for the asymmetric traveling salesman problem. *Networks*, 12(1):23–39, 1982. [2](#)
- [Fle74] Herbert Fleischner. The square of every two-connected graph is Hamiltonian. *Journal of Combinatorial Theory, Series B*, 16(1):29 – 34, 1974. [37](#)
- [FS07] Uriel Feige and Mohit Singh. Improved approximation ratios for traveling salesperson tours and paths in directed graphs. In *Approximation, Randomization, and Combinatorial Optimization. Algorithms and Techniques, 10th International Workshop, APPROX 2007, and 11th International Workshop, RANDOM 2007*, pages 104–118, 2007. [2](#)
- [GS11] Shayan Oveis Gharan and Amin Saberi. The asymmetric traveling salesman problem on graphs with bounded genus. In *Proceedings of the Twenty-Second Annual ACM-SIAM Symposium on Discrete Algorithms, SODA 2011*, pages 967–975, 2011. [2](#)
- [GSS11] Shayan Oveis Gharan, Amin Saberi, and Mohit Singh. A randomized rounding approach to the traveling salesman problem. In *IEEE 52nd Annual Symposium on Foundations of Computer Science, FOCS 2011*, pages 550–559, 2011. [2](#)
- [Kar96] Alexander Karzanov. How to tidy up a symmetric set-system by use of uncrossing operations. *Theoretical Computer Science*, 157:215–225, 1996. [7](#)
- [KLS13] Marek Karpinski, Michael Lampis, and Richard Schmied. New inapproximability bounds for TSP. In *Algorithms and Computation - 24th International Symposium, ISAAC 2013*, pages 568–578, 2013. [3](#)
- [KLSS05] Haim Kaplan, Moshe Lewenstein, Nira Shafir, and Maxim Sviridenko. Approximation algorithms for asymmetric TSP by decomposing directed regular multigraphs. *J. ACM*, 52(4):602–626, 2005. [2](#)
- [Lau81] H. T. Lau. Finding EPS-graphs. *Monatshefte für Mathematik*, 92(1):37–40, Mar 1981. [37](#)
- [MS16] Tobias Mömke and Ola Svensson. Removing and adding edges for the traveling salesman problem. *J. ACM*, 63(1):2:1–2:28, 2016. [2](#)
- [Muc12] Marcin Mucha. 13/9-approximation for graphic TSP. In *29th International Symposium on Theoretical Aspects of Computer Science, STACS 2012*, pages 30–41, 2012. [2](#)

- [PR84] R.Gary Parker and Ronald L Rardin. Guaranteed performance heuristics for the bottleneck travelling salesman problem. *Operations Research Letters*, 2(6):269 – 272, 1984. [37](#)
- [Sch03] Alexander Schrijver. *Combinatorial Optimization: Polyhedra and Efficiency*. Springer, 2003. [34](#)
- [STV16] Ola Svensson, Jakub Tarnawski, and László A. Végh. Constant factor approximation for ATSP with two edge weights. In *IPCO*, pages 226–237, 2016. [4](#)
- [SV14] András Sebő and Jens Vygen. Shorter tours by nicer ears: $7/5$ -approximation for the graph-TSP, $3/2$ for the path version, and $4/3$ for two-edge-connected subgraphs. *Combinatorica*, 34(5):597–629, 2014. [2](#)
- [Sve15] Ola Svensson. Approximating ATSP by relaxing connectivity. In *FOCS 2015: Proceedings of the 56th Annual IEEE Symposium on Foundations of Computer Science*, 2015. [2](#), [3](#), [4](#), [7](#), [20](#), [24](#), [25](#), [36](#), [37](#)