

# The Weighted Null-Space Fitting Method

Miguel Galrinho, Cristian R. Rojas, *Member, IEEE*, and Håkan Hjalmarsson, *Fellow, IEEE*

**Abstract**—In system identification of structured models, the prediction error method provides asymptotically efficient estimates under mild assumptions, but in general it requires solving a non-convex optimization problem. An alternative class of methods uses a non-parametric model as intermediate step to obtain the model of interest. The weighted null-space fitting (WNSF) method belongs to this class. It is a weighted least-squares method consisting of the following three steps. In the first step, a high-order ARX model is estimated. In the second step, this high-order estimate is reduced to a parametric estimate, with least squares. In the third step, the parametric model is re-estimated, with weighted least squares. The method is flexible in parametrization and suitable for both open- and closed-loop data. In this paper, we show that WNSF provides consistent and asymptotically efficient estimates. Also, simulation studies indicate that WNSF may be competitive with state-of-the-art methods.

**Index Terms**—System identification, least squares.

## I. INTRODUCTION

For parametric system identification, the prediction error method (PEM) is the reference in the field. With open-loop data, consistency is guaranteed if the model can describe the system dynamics, irrespective of the noise model. For Gaussian noise and with a noise model able to describe the noise spectrum, PEM with a quadratic cost function is asymptotically efficient with respect to the used model structure [1], meaning that the covariance of the estimate asymptotically achieves the Cramér-Rao (CR) lower bound—the best possible covariance achievable by consistent estimators.

There are two issues that may hinder successful application of PEM. The first—and most critical—is the risk of converging to a non-global minimum of the cost function, which is in general not convex. Thus, PEM requires local non-linear optimization algorithms and good initialization points. The second issue concerns closed-loop data. In this case, PEM is biased unless the noise model is flexible enough. For asymptotic efficiency, the noise model must be of correct order and estimated simultaneously with the dynamic model.

During the half decade since the publication of [2], alternatives to PEM have appeared, addressing one or both of the aforementioned issues. We will not attempt to review this vast field, but below we highlight some of the milestones.

Instrumental variable (IV) methods [3] allow consistency to be obtained in a large variety of settings without the issue of non-convexity. Asymptotic efficiency can be obtained for some problems using iterative algorithms [4]. However, IV methods cannot achieve the CR bound with closed-loop data [5].

Realization based methods [6], which later evolved into subspace methods [7,8], are non-iterative and thus attractive for their computational efficiency. The bias issue for closed-loop data has been overcome by more recent algorithms [9]. However, structural information is difficult to incorporate, and—even if a complete analysis is still unavailable (significant contributions have been provided [10]–[12])—subspace methods are in general not believed to be as accurate as PEM.

Some methods are based on fixing some parameters in certain places of the cost function but not others to obtain a quadratic cost function, which can be solved by (weighted) least squares. Then, the fixed coefficients are replaced by an estimate from the previous iteration in the weighting or in a filtering step. This leads to iterative methods, which date back to [13]. Some of these methods have been denoted iterative quadratic maximum likelihood (IQML), originally developed for filter design [14,15] and later applied for identification of dynamical systems [16]–[18]. Another classical example is the Steiglitz-McBride method [19] for estimating output-error models, which is equivalent to IQML for an impulse-input case [20]. In the identification works, the weighting or filtering has not been determined by statistical considerations. In this perspective, the result in [21], showing the Steiglitz-McBride method is not asymptotically efficient, is not surprising.

A fourth approach is to estimate, in an intermediate step, a more flexible model, followed by a model reduction step to recover a model with the desired structure. The motivation for this procedure is that, in some cases, each step corresponds to a convex optimization problem or a numerically reliable procedure. To guarantee asymptotic efficiency, it is important that the intermediate model is a sufficient statistic and the model reduction step is performed in a statistically sound way. Indirect PEM [22] formalizes the requirements starting with an over-parametrized model of fixed order and uses maximum likelihood (ML) in the model reduction step. The latter step corresponds to a weighted non-linear least-squares problem.

It has also been recognized that the intermediate model does not need to capture the true system perfectly as long as it can do so with sufficient accuracy. This means that the complexity of this model should increase as the sample size increases. Subspace algorithms can be interpreted in this way: for example, SSARX [23] estimates an ARX model followed by a singular-value-decomposition (SVD) step and least-squares estimation. Consistency requires that the order of the ARX model increases to infinity with the sample size.

Instead of proceeding with an SVD for the model reduction, it has been suggested to use asymptotic ML [24]. The ASYM method [25] is an instantiation of this approach. Because an ARX-model estimate and its covariance constitute a sufficient statistic as the model order grows, this approach can produce asymptotically efficient estimates. However, the plant and

Automatic Control Lab and ACCESS Linnaeus Center, School of Electrical Engineering, KTH Royal Institute of Technology, SE-100 44 Stockholm, Sweden. (e-mail: {galrinho, crro, hjalmars}@kth.se.)

This work was supported by the Swedish Research Council under contracts 2015-05285 and 2016-06079.

noise models are estimated separately, preventing asymptotic efficiency for closed-loop data. Also, although such model reduction procedures may have numerical advantages over direct application of PEM [25], this approach still requires local non-linear optimization techniques. The recently introduced Box-Jenkins Steiglitz-McBride (BJSM) method [26] instead uses the Steiglitz-McBride method in the model reduction step, resulting in asymptotically efficient estimates of the plant in open loop. Two drawbacks of BJSM are that the number of iterations is required to tend to infinity (as for the Steiglitz-McBride method) and that, similarly to [24] and [25], the CR bound cannot be attained in closed loop. The Model Order Reduction Steiglitz-McBride (MORSM) method solves the first drawback of BJSM, but not the second [27].

In this contribution, we focus on weighted null-space fitting (WNSF), introduced in [28]. This method uses two of the features of the methods above: i) an intermediate high-order ARX model; ii) ML-based estimation for model reduction. However, instead of an explicit minimization of the cost function for the model reduction—as in indirect PEM (directly via the model parameters), ASYM (in the time domain), and [24] (in the frequency domain)—the model reduction step consists of a weighted least-squares problem. Asymptotic efficiency requires that the weighting depends on the (to be estimated) model parameters. To handle this, an additional least-squares step is introduced. Consisting of three (weighted) least-squares steps, WNSF has attractive computational properties in comparison with, for example, PEM, ASYM, and BJSM. More steps may be added to this standard procedure, using an iterative weighted least-squares algorithm, which may improve the estimate for finite sample size.

Another interesting feature of WNSF is that, unlike many of the methods above, including MORSM, the dynamic model and the noise model are estimated jointly, a necessity for an algorithm to be asymptotically efficient for closed-loop data. In some applications, the noise model is of no concern. WNSF can then be simplified, still maintaining asymptotic efficiency for open-loop data. For closed-loop data, consistency is still maintained while the resulting accuracy corresponds to the covariance of PEM with an infinite-order noise model [29]. Thus, besides the attractive numerical properties, WNSF has theoretical properties matched only by PEM. However, WNSF has the additional benefit that an explicit noise model is not required to obtain consistency with closed-loop data.

In [28], the aforementioned theoretical properties of WNSF are claimed and supported by simulations, but no formal proof is given. The robust performance that the method has shown, apparently less sensitive to initialization than standard PEM implementations, has provided the motivation to extend the simulation study and deepen the theoretical analysis. Take Fig. 1 as an example, showing the FITs (see (34) for a definition of this quality measure) for estimates obtained in closed loop from 100 Monte Carlo runs with the following methods: PEM with default MATLAB implementation (PEM-d), the subspace method SSARX [23], WNSF, and PEM initialized at the true parameters as benchmark (PEM-t). Here, the default initialization point MATLAB provides for PEM is often not accurate enough, and the non-convex cost function

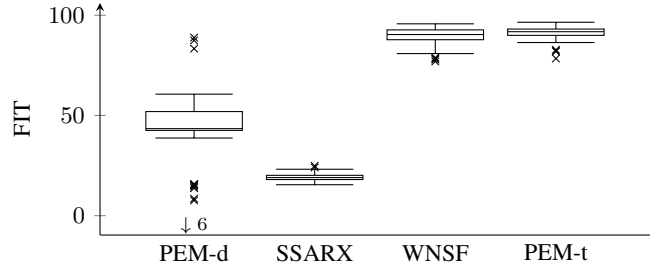


Fig. 1. FITs from 100 Monte Carlo runs with a highly resonant system.

of PEM converges to non-global minima, while the low fit of SSARX indicates that this method is not a viable alternative to deal with the non-convexity of PEM for the situation at hand. On the other hand, WNSF has a performance close to PEM initialized at the true parameters, suggesting that the weighted least-squares procedure applied to a non-parametric estimate may be more robust than an explicit minimization of the PEM cost function in regards to convergence issues.

In this paper, we provide a theoretical and experimental analysis of WNSF applied to stable single-input single-output (SISO) Box-Jenkins (BJ) systems, which may operate in closed loop. Our main contributions are to establish conditions for consistency and asymptotic efficiency. A major effort of the analysis is to keep track of the model errors induced by using an ARX model on data generated by a system of BJ type. It is a delicate matter to determine how the ARX-model order should depend on the sample size such that it is ensured that these errors vanish as the sample size grows: to this end, the results in [30] have been instrumental. We finally conduct a finite sample simulation study where WNSF shows competitive performance with state-of-the-art methods.

The paper is organized as follows. In Section II, we introduce definitions, assumptions, and background. In Section III, we review the WNSF algorithm. In Section IV, we provide the theoretical analysis; in Section V, the experimental analysis.

## II. PRELIMINARIES

### A. Notation

- $\|x\| = \sqrt{\sum_{k=1}^n |x_k|^2}$ , with  $x$  an  $n \times 1$  vector.
- $\|A\| = \sup_{x \neq 0} \|Ax\| / \|x\|$ , with  $A$  a matrix and  $x$  a vector of appropriate dimensions.
- $C$  denotes any constant, which need not be the same in different expressions.
- $\Gamma_n(q) = [q^{-1} \ \dots \ q^{-n}]^\top$ , where  $q^{-1}$  is the backward time-shift operator.
- $A^*$  is the complex conjugate transpose of the matrix  $A$ .
- $\mathcal{T}_{n,m}(X(q))$  is the lower-triangular Toeplitz matrix of size  $n \times m$  ( $m \leq n$ ) with first column  $[x_0 \ \dots \ x_{n-1}]^\top$ , where  $X(q) = \sum_{k=0}^{\infty} x_k q^{-k}$ . The dimension  $n$  may be infinity, denoted  $\mathcal{T}_{\infty,m}(X(q))$ .
- $\mathbb{E}x$  denotes expectation of the random vector  $x$ .
- $\mathbb{E}x_t := \lim_{N \rightarrow \infty} \frac{1}{N} \sum_{t=1}^N \mathbb{E}x_t$ .
- $x_N = \mathcal{O}(f_N)$  means that the function  $x_N$  tends to zero at a rate not slower than  $f_N$ , as  $N \rightarrow \infty$ , w.p.1.

### B. Definitions and Assumptions

**Assumption 1** (Model and true system). *The model has scalar input  $\{u_t\}$ , scalar output  $\{y_t\}$  and is subject to the scalar noise  $\{e_t\}$ , related by*

$$y_t = G(q, \theta)u_t + H(q, \theta)e_t. \quad (1)$$

*The transfer functions  $G(q, \theta)$  and  $H(q, \theta)$  are rational functions in  $q^{-1}$ , according to*

$$G(q, \theta) := \frac{L(q, \theta)}{F(q, \theta)} := \frac{l_1 q^{-1} + \dots + l_{m_l} q^{-m_l}}{1 + f_1 q^{-1} + \dots + f_{m_f} q^{-m_f}},$$

$$H(q, \theta) := \frac{C(q, \theta)}{D(q, \theta)} := \frac{1 + c_1 q^{-1} + \dots + c_{m_c} q^{-m_c}}{1 + d_1 q^{-1} + \dots + d_{m_d} q^{-m_d}},$$

where  $\theta$  is the parameter vector to be estimated, given by

$$\theta = [f^\top \quad l^\top \quad c^\top \quad d^\top]^\top \in \mathbb{R}^{m_f + m_l + m_c + m_d}, \quad (2)$$

with

$$f = \begin{bmatrix} f_1 \\ \vdots \\ f_{m_f} \end{bmatrix}, \quad l = \begin{bmatrix} l_1 \\ \vdots \\ l_{m_l} \end{bmatrix}, \quad c = \begin{bmatrix} c_1 \\ \vdots \\ c_{m_c} \end{bmatrix}, \quad d = \begin{bmatrix} d_1 \\ \vdots \\ d_{m_d} \end{bmatrix}.$$

*If the noise model is not of interest, we consider that we want to obtain an estimate  $G(q, \bar{\theta})$ , where  $\bar{\theta} = [f^\top \quad l^\top]^\top$ .*

*We assume that the true system is described by (1) when  $\theta = \theta_o$ . The transfer functions  $G_o := G(q, \theta_o)$  and  $H_o := H(q, \theta_o)$  are assumed to be stable, and  $H_o$  inversely stable. The polynomials  $L_o := L(q, \theta_o)$  and  $F_o := F(q, \theta_o)$ , as well as the polynomials  $C_o := C(q, \theta_o)$  and  $D_o := D(q, \theta_o)$ , do not share common factors.*

The input  $\{u_t\}$  will be assumed to have a stochastic part. We let  $\mathcal{F}_{t-1}$  be the  $\sigma$ -algebra generated by  $\{e_s, u_s, s \leq t-1\}$ . For the noise, the following assumption applies.

**Assumption 2** (Noise). *The noise sequence  $\{e_t\}$  is a stochastic process that satisfies*

$$\mathbb{E}[e_t | \mathcal{F}_{t-1}] = 0, \quad \mathbb{E}[e_t^2 | \mathcal{F}_{t-1}] = \sigma_o^2, \quad \mathbb{E}[|e_t|^{10}] \leq C, \forall t,$$

for some positive finite constant  $C$ .

Before stating the assumption on the input sequence, we introduce the following definitions, used in [30].

**Definition 1** ( $f_N$ -quasi-stationarity). *Let  $f_N$  be a decreasing sequence of positive scalars, such that  $f_N \rightarrow 0$  as  $N \rightarrow \infty$ . Define*

$$R_{vv}^N(t) = \begin{cases} \frac{1}{N} \sum_{\tau=t}^N v_\tau v_\tau^\top, & 0 \leq t < N, \\ \frac{1}{N} \sum_{\tau=t+1}^N v_\tau v_\tau^\top, & -N < t \leq 0, \\ 0, & \text{otherwise.} \end{cases}$$

*The vector sequence  $\{v_t\}$  is  $f_N$ -quasi-stationary if*

- i) *There exists  $R_{vv}(\tau)$  such that*  

$$\sup_{|\tau| \leq N} \|R_{vv}^N(\tau) - R_{vv}(\tau)\| \leq C_1 f_N,$$
- ii)  $\frac{1}{N} \sum_{t=-N}^N \|v_t\|^2 \leq C_2$

for all  $N$  large enough, where  $C_1$  and  $C_2$  are finite constants.

**Definition 2** ( $f_N$ -stability). *A filter  $G(q) = \sum_{k=0}^{\infty} g_k q^{-k}$  is  $f_N$ -stable if  $\sum_{k=0}^{\infty} \|g_k\|_2 / f_k < \infty$ .*

For the input, the following assumption applies.

**Assumption 3** (Input). *The input sequence  $\{u_t\}$  is defined by  $u_t = -K(q)y_t + r_t$  under the following conditions.*

- i) *The sequence  $\{r_t\}$  is assumed to be independent of  $\{e_t\}$ ,  $f_N$ -quasi-stationary with  $f_N = \sqrt{\frac{\log N}{N}}$ , and uniformly bounded:  $|r_t| \leq C, \forall t$ .*
- ii) *Let the spectral factorization of the power spectral density of  $\{r_t\}$  be  $\Phi_{rr}(z) = F_r(z)F_r(z^{-1})$ . Then,  $F_r(q)$  is assumed to be  $f_N$ -stable, with  $f_N = 1$ .*
- iii) *The closed loop system is  $f_N$ -stable with  $f_N = \sqrt{N}$ .*
- iv) *The feedback transfer function  $K(z)$  is bounded on the unit circle.*
- v) *The spectral density of the process  $\{[r_t \ e_t]^\top\}$  is bounded from below by the matrix  $\delta I$ ,  $\delta > 0$  (this implies an informative experiment).*

Operation in open loop is obtained by taking  $K(q) = 0$ .

### C. The Prediction Error Method

The prediction error method minimizes a cost function of prediction errors. The prediction errors associated with the model structure (1) are

$$\varepsilon_t(\theta) = \frac{D(q, \theta)}{C(q, \theta)} \left( y_t - \frac{L(q, \theta)}{F(q, \theta)} u_t \right).$$

Using a quadratic cost function, which provides minimum-variance estimates when the noise sequence is Gaussian, the PEM estimate of  $\theta$  is obtained by minimizing

$$J(\theta) = \frac{1}{N} \sum_{t=1}^N \frac{1}{2} \varepsilon_t^2(\theta), \quad (3)$$

where  $N$  is the sample size.

Denoting the global minimizer of (3) by  $\hat{\theta}_N^{\text{PEM}}$ , when the data set is informative, the asymptotic covariance matrix of the parameter estimate  $\hat{\theta}_N^{\text{PEM}}$  is [1]

$$\lim_{N \rightarrow \infty} N \mathbb{E} \left[ \left( \hat{\theta}_N^{\text{PEM}} - \theta_o \right) \left( \hat{\theta}_N^{\text{PEM}} - \theta_o \right)^\top \right] = \sigma_o^2 M_{\text{CR}}^{-1}, \quad (4)$$

where

$$M_{\text{CR}} = \frac{1}{2\pi} \int_{-\pi}^{\pi} \Omega(e^{i\omega}) \Phi_z(e^{i\omega}) \Omega^*(e^{i\omega}) d\omega, \quad (5)$$

with

$$\Omega = \begin{bmatrix} -\frac{G_o}{H_o F_o} \Gamma_{m_f} & 0 \\ \frac{1}{H_o F_o} \Gamma_{m_l} & 0 \\ 0 & \frac{1}{C_o} \Gamma_{m_c} \\ 0 & -\frac{1}{D_o} \Gamma_{m_d} \end{bmatrix} \quad (6)$$

and  $\Phi_z(e^{i\omega})$  the spectrum of  $[u_t \ e_t]^\top$  (for simplicity of notation, we sometimes omit the argument  $e^{i\omega}$ ). When the error sequence is Gaussian, PEM with a quadratic cost function is asymptotically efficient, with (5) corresponding CR bound [1].

In open loop, the asymptotic covariance of the dynamic-model parameters is the top-left block of (4) even if the noise-model orders  $m_c$  and  $m_d$  are larger than the true ones; if smaller, the dynamic-model estimates are consistent but not asymptotically efficient. In closed loop, the covariance

of the dynamic-model estimates only corresponds to the top-left block of (4) if the noise-model orders are the true ones; if smaller, the dynamic-model estimates are biased; if larger, they are consistent and the asymptotic covariance matrix can be bounded by  $\sigma_o M_{CL}^{-1}$ , where [29]

$$M_{CL} = \frac{1}{2\pi} \int_{-\pi}^{\pi} \bar{\Omega}(e^{i\omega}) \Phi_u^r(e^{i\omega}) \bar{\Omega}^*(e^{i\omega}) d\omega \quad (7)$$

with  $\Phi_u^r$  the spectrum of the input due to the reference. This corresponds to the case with infinite noise-model order.

The main drawback with PEM is that minimizing (3) is in general a non-convex optimization problem. Therefore, the global minimizer  $\hat{\theta}_N^{PEM}$  is not guaranteed to be found. An exception is the ARX model.

#### D. High-Order ARX Modeling

The true system can alternatively be written as

$$A_o(q)y_t = B_o(q)u_t + e_t, \quad (8)$$

where

$$\begin{aligned} A_o(q) &:= \frac{1}{H_o(q)} = 1 + \sum_{k=1}^{\infty} a_k^o q^{-k}, \\ B_o(q) &:= \frac{G_o(q)}{H_o(q)} = \sum_{k=1}^{\infty} b_k^o q^{-k} \end{aligned} \quad (9)$$

are stable transfer functions (Assumption 1). Therefore, the ARX model

$$A(q, \eta^n)y_t = B(q, \eta^n)u_t + e_t, \quad (10)$$

where

$$\begin{aligned} \eta^n &= [a_1 \quad \cdots \quad a_n \quad b_1 \quad \cdots \quad b_n]^\top, \\ A(q, \eta^n) &= 1 + \sum_{k=1}^n a_k q^{-k}, \quad B(q, \eta^n) = \sum_{k=1}^n b_k q^{-k}, \end{aligned}$$

can approximate (8) arbitrarily well if the model order  $n$  can be chosen arbitrarily large.

Because the prediction errors for the ARX model (10),

$$\varepsilon_t(\eta^n) = A(q, \eta^n)y_t - B(q, \eta^n)u_t,$$

are linear in the model parameters  $\eta^n$ , the corresponding PEM cost function (3) can be minimized with least squares. This is done as follows. First, re-write (10) in regression form as

$$y_t = (\varphi_t^n)^\top \eta^n + e_t, \quad (11)$$

where

$$\varphi_t^n = [-y_{t-1} \quad \cdots \quad -y_{t-n} \quad u_{t-1} \quad \cdots \quad u_{t-n}]^\top. \quad (12)$$

Then, the least-squares estimate of  $\eta^n$  is obtained by

$$\hat{\eta}_N^{n,ls} = [R_N^n]^{-1} r_N^n, \quad (13)$$

where

$$R_N^n = \frac{1}{N} \sum_{t=n+1}^N \varphi_t^n (\varphi_t^n)^\top, \quad r_N^n = \frac{1}{N} \sum_{t=n+1}^N \varphi_t^n y_t. \quad (14)$$

As the sample size increases, we have [30]

$$\begin{aligned} R_N^n &\rightarrow \bar{R}^n := \bar{\mathbb{E}} [\varphi_t^n (\varphi_t^n)^\top], \quad \text{as } N \rightarrow \infty, \text{ w.p.1,} \\ r_N^n &\rightarrow \bar{r}^n := \bar{\mathbb{E}} [\varphi_t^n y_t], \quad \text{as } N \rightarrow \infty, \text{ w.p.1.} \end{aligned} \quad (15)$$

Consequently,

$$\hat{\eta}_N^{n,ls} \rightarrow \bar{\eta}^n := [\bar{R}^n]^{-1} \bar{r}^n, \quad \text{as } N \rightarrow \infty, \text{ w.p.1.} \quad (16)$$

Regarding the asymptotic distribution of the estimates,

$$\sqrt{N} (\hat{\eta}_N^{n,ls} - \bar{\eta}^n) \sim \text{AsN} \left( 0, \sigma_o^2 [\bar{R}^n]^{-1} \right), \quad (17)$$

where  $\mathcal{N}$  stands for the Gaussian distribution. For future reference, we define

$$\begin{aligned} \eta_o^n &:= [a_1^o \quad \cdots \quad a_n^o \quad b_1^o \quad \cdots \quad b_n^o]^\top, \\ \eta_o &:= [a_1^o \quad a_2^o \quad \cdots \quad b_1^o \quad b_2^o \quad \cdots]^\top. \end{aligned} \quad (18)$$

The attractiveness of ARX modeling lies on the simplicity of estimation while approximating more general classes of systems with arbitrary accuracy. However, as the order  $n$  typically has to be taken large, the estimated ARX model will have high variance. Nevertheless, this estimate can still be useful as a means to obtain an estimate of the BJ model (1). As  $n \rightarrow \infty$ ,  $\hat{\eta}_N^{n,ls}$  and  $R_N^n$  constitute a sufficient statistic for our problem. Therefore, they can in principle replace the data to obtain an estimate of  $\theta$  that is still asymptotically efficient. This can be seen as an informal argument to motivate the weighted null-space fitting method, which present in the next section and prove the asymptotic properties in Section IV.

### III. WEIGHTED NULL-SPACE FITTING METHOD

The WNSF method was proposed in [28]. The method consists of three steps. In the first step, a high-order ARX model is estimated with least squares. In the second step, the structured model is estimated from the high-order ARX model with least squares. As we will see, this provides a consistent estimate. In the third step, the structured model is re-estimated with weighted least squares, where the consistent estimate obtained in the previous step is used to construct the weighting, providing an asymptotically efficient estimate. We now proceed to detail each of these steps.

The first step consists in obtaining an estimate  $\hat{\eta}_N^{n,ls}$  from (13). For now we will assume that the truncation error is small, as this estimate and  $R_N^n$  are close to forming a sufficient statistic (later, this will be treated formally). The idea is then to use them instead of the data to obtain the model of interest.

The second step implements this idea as follows. First, re-write (9) as

$$\begin{aligned} C_o(q)A_o(q) - D_o(q) &= 0, \\ F_o(q)B_o(q) - L_o(q)A_o(q) &= 0. \end{aligned} \quad (19)$$

Then, (19) can be expanded as

$$\begin{aligned} (1 + c_1^o q^{-1} + \cdots + c_{m_c}^o q^{-m_c}) \left( 1 + \sum_{k=1}^{\infty} a_k^o q^{-k} \right) \\ - (1 + d_1^o q^{-1} + \cdots + d_{m_d}^o q^{-m_d}) = 0, \end{aligned} \quad (20a)$$

$$(1 + f_1^o q^{-1} + \dots + f_{m_f}^o q^{-m_f}) \sum_{k=1}^{\infty} b_k^o q^{-k} - (l_1^o q^{-1} + \dots + l_{m_l}^o q^{-m_l}) \left( 1 + \sum_{k=1}^{\infty} a_k^o q^{-k} \right) = 0. \quad (20b)$$

By convolution, (20) can be written as (keeping the first  $n$  equations)

$$\eta_o^n - Q_n(\eta_o^n) \theta_o = 0, \quad (21)$$

with  $\theta_o$  defined by (2) evaluated at the true parameters and

$$Q_n(\eta^n) = \begin{bmatrix} 0 & 0 & -Q_n^c(\eta^n) & Q_n^d \\ -Q_n^f(\eta^n) & Q_n^l(\eta^n) & 0 & 0 \end{bmatrix}, \quad (22)$$

where, when evaluated at the true parameters  $\eta_o^n$ ,

$$Q_n^c(\eta_o^n) = \mathcal{T}_{n,m_c}(A(q, \eta_o)), \quad Q_n^l(\eta_o^n) = \mathcal{T}_{n,m_l}(A(q, \eta_o)), \\ Q_n^f(\eta_o^n) = \mathcal{T}_{n,m_f}(B(q, \eta_o)), \quad Q_n^d = \begin{bmatrix} I_{m_d, m_d} \\ 0_{n-m_d, m_d} \end{bmatrix}.$$

Motivated by (21), we replace  $\eta_o^n$  by its estimate  $\hat{\eta}_N^{n,ls}$  and obtain an estimate of  $\theta$  with least squares:

$$\hat{\theta}_N^{LS} = \left( Q_n^\top(\hat{\eta}_N^{n,ls}) Q_n(\hat{\eta}_N^{n,ls}) \right)^{-1} Q_n^\top(\hat{\eta}_N^{n,ls}) \hat{\eta}_N^{n,ls}. \quad (23)$$

When computing (23), we have not accounted for the errors in  $\hat{\eta}_N^{n,ls}$ . The third step remedies this by re-estimating  $\theta$  in a statistically sound way. As  $\eta_o^n$  is replaced by  $\hat{\eta}_N^{n,ls}$  in (21), the residuals are given by

$$\hat{\eta}_N^{n,ls} - Q_n(\hat{\eta}_N^{n,ls}) \theta_o = T_n(\theta_o)(\hat{\eta}_N^{n,ls} - \eta_o^n), \quad (24)$$

where

$$T_n(\theta) = \begin{bmatrix} T_n^c(\theta) & 0 \\ -T_n^l(\theta) & T_n^f(\theta) \end{bmatrix}, \quad (25)$$

and, when evaluated at the true parameters  $\theta_o$ ,

$$T_n^c(\theta_o) = \mathcal{T}_{n,n}(C(q, \theta_o)), \quad T_n^l(\theta_o) = \mathcal{T}_{n,n}(L(q, \theta_o)), \\ T_n^f(\theta_o) = \mathcal{T}_{n,n}(F(q, \theta_o)).$$

Also, the difference between  $\bar{\eta}^n$  and  $\eta_o^n$  is due to the bias error induced by the truncation of the ARX model. The difference between these two vectors should, in some sense, be close to zero for sufficiently large  $n$ . Then, using (17) and (24), we can write that, for sufficiently large  $n$ , we have approximately

$$\hat{\eta}_N^{n,ls} - Q_n(\hat{\eta}_N^{n,ls}) \theta_o \sim As\mathcal{N}\left(0, T_n(\theta_o) \sigma_o^2 [\bar{R}^n]^{-1} T_n^\top(\theta_o)\right). \quad (26)$$

Motivated by the fact that the residuals we minimize are asymptotically distributed by (26), we observe that the estimate of  $\theta$  with minimum variance is given by solving the weighted least squares problem

$$\hat{\theta}_N^{WLS_o} = \left( Q_n^\top(\hat{\eta}_N^{n,ls}) \bar{W}_n(\theta_o) Q_n(\hat{\eta}_N^{n,ls}) \right)^{-1} \cdot Q_n^\top(\hat{\eta}_N^{n,ls}) \bar{W}_n(\theta_o) \hat{\eta}_N^{n,ls},$$

where the weighting matrix

$$\bar{W}_n(\theta_o) = \left( T_n(\theta_o) \sigma_o^2 [\bar{R}^n]^{-1} T_n^\top(\theta_o) \right)^{-1} \quad (27)$$

is the inverse of the covariance of the residuals [31]. Because  $\theta_o$  and  $\bar{R}^n$  are not available, we replace them by  $\hat{\theta}_N^{LS}$  and  $R_N^n$ , respectively. Also,  $\sigma_o^2$  can be disregarded, since the weighting

can be scaled arbitrarily without influencing the solution. Thus, the third step consists in re-estimating  $\theta$  by

$$\hat{\theta}_N^{WLS} = \left( Q_n^\top(\hat{\eta}_N^{n,ls}) W_n(\hat{\theta}_N^{LS}) Q_n(\hat{\eta}_N^{n,ls}) \right)^{-1} \cdot Q_n^\top(\hat{\eta}_N^{n,ls}) W_n(\hat{\theta}_N^{LS}) \hat{\eta}_N^{n,ls}, \quad (28)$$

where

$$W_n(\hat{\theta}_N^{LS}) = \left( T_n(\hat{\theta}_N^{LS}) [R_N^n]^{-1} T_n^\top(\hat{\theta}_N^{LS}) \right)^{-1} \\ = T_n^{-\top}(\hat{\theta}_N^{LS}) R_N^n T_n^{-1}(\hat{\theta}_N^{LS}), \quad (29)$$

with  $T_n(\hat{\theta}_N^{LS})$  obtained as in (25) evaluated at the estimated parameters  $\hat{\theta}_N^{LS}$ .

In summary, the WNSF method consists of the following three steps:

- 1) estimate a high-order ARX model by least squares, as in (13);
- 2) reduce this model to the model of interest by least squares, as in (23);
- 3) re-estimate the model of interest by weighted least squares, as in (28).

There is also the possibility to continue to iterate. However, we show in the next section that  $\hat{\theta}_N^{WLS}$  is an asymptotically efficient estimate.

#### Other Settings

Despite having been presented for a fully parametrized SISO BJ model, we point out that the method is flexible in parametrization. For example, it is possible to fix some parameters in  $\theta$  if they are known, or to impose linear relations between parameters. Also, other common model structures (e.g., OE, ARMA, ARMAX) may also be used, as well as multi-input multi-output (MIMO) versions of such structures. The requirement is that a relation between the high- and low-order parameters can be written in the form (21).

Moreover, a parametric noise model does not need to be estimated. In this case, disregard (20a) and consider only (20b). The subsequent steps can then be derived similarly. This approach, denoted semi-parametric WNSF, is presented in detail and analyzed in [32]. In open loop, it provides asymptotically efficient estimates of the dynamic model; in closed loop, the estimates are consistent and with asymptotic covariance corresponding to (7).

#### IV. ASYMPTOTIC PROPERTIES

We now turn to the asymptotic analysis of WNSF, showing that the method is consistent and asymptotically efficient when the dynamic and noise models are correctly parametrized. The analysis of the case where we do not estimate a low-order noise model is not included in this paper. Although apparently simpler, because of the smaller dimension of the problem than if a noise model is estimated, the analysis requires extra care. The reason is that, unlike  $T_n(\theta)$ ,  $\bar{T}_n(\theta)$  is not square. Thus, the second equality in (29), which is used in the analysis in this paper, is not valid with  $\bar{T}_n$ . For the analysis of the case with no noise-model estimate, the reader is referred to [32].

Because the ARX model (11) is a truncation of the true system description (8), its estimate (and the respective covariance) will not be a sufficient statistic, and some information will be lost in this step. Then, we need to make sure that, as  $N$  grows, the truncation error will be sufficiently small so that, asymptotically, no information is lost. To keep track of the truncation error in the analysis (see appendices), we let the model order  $n$  depend on the sample size  $N$ —denoting  $n = n(N)$ —according to the following assumption.

**Assumption 4** (ARX-model order). *It holds that*

D1.  $n(N) \rightarrow \infty$ , as  $N \rightarrow \infty$ ;

D2.  $n^{4+\delta}(N)/N \rightarrow 0$ , for some  $\delta > 0$ , as  $N \rightarrow \infty$ .

Condition D1 implies that, as the sample size  $N$  tends to infinity, so does the model order  $n$ . Condition D2 establishes a maximum rate at which the model order  $n$  is allowed to grow, as we cannot use too high order compared with the number of observations. A consequence of Condition D2 is that [30]

$$n^2(N) \log(N)/N \rightarrow 0, \text{ as } N \rightarrow \infty. \quad (30)$$

Moreover, defining  $d(N) := \sum_{k=n(N)+1}^{\infty} |a_k^o| + |b_k^o|$ , we have

$$\sqrt{N}d(N) \rightarrow 0, \text{ as } N \rightarrow \infty, \quad (31)$$

as consequence of stability and rational description of the true system in Assumption 1. Although (30) and (31) follow from other assumptions, they are stated explicitly as they will be required to show our theoretical results.

To facilitate the statistical analysis, the results in this section consider, instead of (13), a regularized estimate

$$\hat{\eta}_N^n := \hat{\eta}_N^{n,\text{reg}} = [R_{\text{reg}}^n(N)]^{-1} r_N^n, \quad (32)$$

where

$$R_{\text{reg}}^n(N) = \begin{cases} R_N^n & \text{if } \|[R_N^n]^{-1}\| < 2/\delta, \\ R_N^n + \frac{\delta}{2} I_{2n} & \text{otherwise,} \end{cases}$$

for some small  $\delta > 0$ . Asymptotically, the first and second order properties of  $\hat{\eta}_N^{n,\text{ls}}$  and  $\hat{\eta}_N^n$  are identical [30].

When we let  $n = n(N)$  according to Assumption 4, we use  $\hat{\eta}_N := \hat{\eta}_N^{n(N)}$ . We will also denote  $\bar{\eta}^{n(N)}$  and  $\eta_o^{n(N)}$ , defined in (16) and (18), respectively. Concerning the matrices (15), (22), (25), (27), and (29), for notational simplicity we maintain the subscript  $n$  even if  $n = n(N)$ .

Some of the technical assumptions used inhere differ from those used for the asymptotic analysis of PEM [1]. For example, the bound in Assumption 2 is stronger than what is required for of PEM. On the other hand, for PEM the parameter vector  $\theta$  is required to belong to a compact set, which is not imposed here. However, such differences in technical assumptions have little relevance in practice.

Regarding consistency of the estimate  $\hat{\theta}_N^{\text{LS}}$  (23), we have the following result.

**Theorem 1.** *Let Assumptions 1, 2, 3, and 4 hold. Then,*

$$\hat{\theta}_N^{\text{LS}} \rightarrow \theta_o, \text{ as } N \rightarrow \infty, \text{ w.p.1.}$$

Moreover, we have that

$$\|\hat{\theta}_N^{\text{LS}} - \theta_o\| = \mathcal{O} \left( \sqrt{n(N) \frac{\log N}{N}} (1 + d(N)) \right).$$

*Proof.* See Appendix B.  $\square$

Regarding consistency of the estimate  $\hat{\theta}_N^{\text{WLS}}$  (28), we have the following result.

**Theorem 2.** *Let Assumptions 1, 2, 3, and 4 hold. Then,*

$$\hat{\theta}_N^{\text{WLS}} \rightarrow \theta_o, \text{ as } N \rightarrow \infty, \text{ w.p.1.}$$

*Proof.* See Appendix C.  $\square$

Regarding the asymptotic distribution and covariance of the estimate  $\hat{\theta}_N^{\text{WLS}}$  (28), we have the following result.

**Theorem 3.** *Let Assumptions 1, 2, 3, and 4 hold. Then,*

$$\sqrt{N}(\hat{\theta}_N^{\text{WLS}} - \theta_o) \sim \text{AsN}(0, \sigma_o^2 M_{CR}^{-1}),$$

where  $M_{CR}$  is given by (5).

*Proof.* See Appendix D.  $\square$

As consequence of Theorem 3, the WNSF method is asymptotically efficient when the noise is Gaussian, as it has the same asymptotic covariance as PEM (4).

## V. SIMULATION STUDIES

In this section, we perform simulation studies and discuss practical issues. First, we illustrate the asymptotic properties of the method. Second, we consider how to choose the order of the non-parametric model. Third, we exemplify with two difficult scenarios for PEM how WNSF can be advantageous in terms of robustness against convergence to non-global minima and convergence speed. Fourth, we perform a simulation with random systems to test the robustness of the method compared with other state-of-the-art methods.

Although WNSF and the approach in [27] are different algorithms, they share the similarities of using high-order models and iterative least squares. However, [27] is only applicable in open loop. Here, to differentiate WNSF as a more general approach that is applicable in open or closed loop without changing the algorithm, we focus on the typically more challenging closed-loop setting, for which many standard methods are not consistent.

### A. Illustration of Asymptotic Properties

The first simulation has the purpose of illustrating that the method is asymptotically efficient. Here, we consider only the case where we estimate a correct noise model (the case where a low-order noise model is not estimated is illustrated in [32]). We perform open- and closed-loop simulations, where the closed-loop data are generated by

$$\begin{aligned} u_t &= \frac{1}{1 + K(q)G_o(q)} r_t - \frac{K(q)H_o(q)}{1 + K(q)G_o(q)} e_t, \\ y_t &= \frac{G_o(q)}{1 + K(q)G_o(q)} r_t + \frac{H_o(q)}{1 + K(q)G_o(q)} e_t, \end{aligned} \quad (33)$$

and the open-loop data by

$$\begin{aligned} u_t &= \frac{1}{1 + K(q)G_o(q)} r_t, \\ y_t &= G_o(q)u_t + H_o(q)e_t, \end{aligned}$$

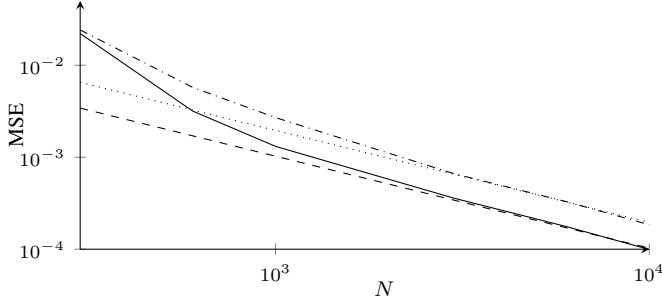


Fig. 2. Illustration of asymptotic properties: CR bounds in closed loop (dashed) and open loop (dotted), and average MSE for the dynamic-model parameter estimates as function of sample size obtained with WNSF in closed loop (solid) and open loop (dash-dotted).

where  $\{r_t\}$  and  $\{e_t\}$  are independent Gaussian white sequences with unit variance,  $K(q) = 1$ , and

$$G_o(q) = \frac{q^{-1} + 0.1q^{-2}}{1 - 0.5q^{-1} + 0.75q^{-2}}, \quad H_o(q) = \frac{1 + 0.7q^{-1}}{1 - 0.9q^{-1}}.$$

We perform 1000 Monte Carlo runs, with sample sizes  $N = \{300, 600, 1000, 3000, 6000, 10000\}$ . We apply WNSF with an ARX model of order 50 with the open- and closed-loop data. Performance is evaluated by the mean-squared error of the estimated parameter vector of the dynamic model,

$$\text{MSE} = \|\hat{\theta}_N^{\text{WLS}} - \bar{\theta}_o\|^2,$$

where  $\bar{\theta}$  contains only the part of  $\theta$  in  $G(q, \theta)$ . As this simulation has the purpose of illustrating asymptotic properties, initial conditions are zero assumed known—that is, the sums in (14) start at  $t = 1$  instead of  $t = n + 1$ .

The results are presented in Fig. 2, with the average MSE plotted as function of the sample size (closed loop in solid line, open loop in dash-dotted line), where we also plot the corresponding CR bounds (closed loop in dashed line, open loop in dotted line). Here, we observe that the respective CR bounds are attained as the sample size increases.

### B. Practical Issues

In the previous simulation, an ARX model of order 50 was estimated in the first step. Although the order of this model should, in theory, tend to infinity at some maximum rate to attain efficiency (Assumption 4), a fixed order was sufficient to illustrate the asymptotic properties of WNSF in this particular scenario. This suggests that when the number of data samples increases, a non-parametric model of fixed order with sufficiently low bias error may be enough for practical purposes. However, for fixed sample size, the question remains on how to choose the most appropriate non-parametric model order. Some previous knowledge about the speed of the system may help in choosing this order, but the most appropriate value may also depend on sample size and signal-to-noise ratio. In this paper, we use the PEM cost function (3) as criterion to choose  $n$ : we compute several  $\hat{\theta}_N^{\text{WLS}}$  from different  $n$ , and choose the one that minimizes (3).

Also,  $\hat{\theta}_N^{\text{WLS}}$  need not be used as final estimate, as, for finite sample size, performance may improve by iterating. However,

because WNSF does not minimize the cost function (3) explicitly, it is not guaranteed that subsequent iterations correspond to a lower cost-function value than previous ones. Then, we will also use the cost function (3) as criterion to choose the best model among the iterations performed.

### C. Comparison with PEM

One of the main limitations of PEM is the non-convex cost function, which may make the method sensitive to the initialization point. Here, we provide examples illustrating how WNSF may be a more robust method than PEM regarding initialization: in cases where the PEM cost function is highly non-convex, WNSF may require less iterations and be more robust against convergence to non-global minima.

We consider a system where  $H_o(q) = 1$ ,  $K(q) = 0.3$ , and

$$G_o(q) = \frac{1.0q^{-1} - 1.2q^{-2}}{1 - 2.5q^{-1} + 2.4q^{-2} - 0.88q^{-3}},$$

with data generated according to (33), where

$$r_t = \frac{1 + 0.7q^{-1}}{1 - 0.9q^{-1}} r_t^w,$$

with  $\{e_t\}$  and  $\{r_t\}$  Gaussian white noise sequences with variances 4 and 0.25, respectively. The sample size is  $N = 2000$ . We estimate an OE model with the following algorithms:

- WNSF with a non-parametric model of order  $n = 250$ ;
- PEM with default MATLAB initialization and Gauss-Newton (GN) algorithm;
- PEM with default MATLAB initialization (MtL) and Levenberg-Marquardt (LM) algorithm;
- WNSF with a non-parametric model of order  $n = 250$ , where the weighting matrix, instead of being initialized with  $\hat{\theta}_N^{\text{LS}}$  (23), is initialized with the default MATLAB initialization (MtL);
- PEM initialized with  $\hat{\theta}_N^{\text{LS}}$  (LS) and GN algorithm;
- PEM initialized with  $\hat{\theta}_N^{\text{LS}}$  (LS) and the LM algorithm;
- PEM initialized at the true parameters (true).

With initialization at the true parameters, the algorithm is chosen automatically. All the methods use a maximum of 100 iterations, but stop early upon convergence (default settings for PEM,  $10^{-4}$  as tolerance for the normalized relative change in the parameter estimates) and initial conditions are zero.

Performance is evaluated by the FIT of the impulse response of the estimated OE model  $G(q, \hat{\theta}_N^{\text{WLS}})$ , given in percent by

$$\text{FIT} = 100 \left( 1 - \frac{\|g_o - \hat{g}\|}{\|g_o - \text{mean}(g_o)\|} \right), \quad (34)$$

where  $g_o$  is a vector with the impulse response parameters of  $G_o(q)$ , and similarly for  $\hat{g}$  but for the estimated model. In (34), sufficiently long impulse responses are taken to make sure that the truncation of their tails does not affect the FIT.

The average FITs for 100 Monte Carlo runs are shown in Table I. For PEM, the results depend on the optimization method and the initialization point: as consequence of the non-convexity of PEM, the algorithms do not always converge to the global optimum. For PEM implementations, the average FIT is the same as for PEM started at the true parameters

TABLE I  
COMPARISON WITH PEM: AVERAGE FITS WITH DIFFERENT METHODS  
(METH) AND INITIALIZATIONS (INIT).

Meth	Init		
	MtL	LS	true
WNSF	98	98	—
PEM GN	74	87	98
PEM LM	98	85	

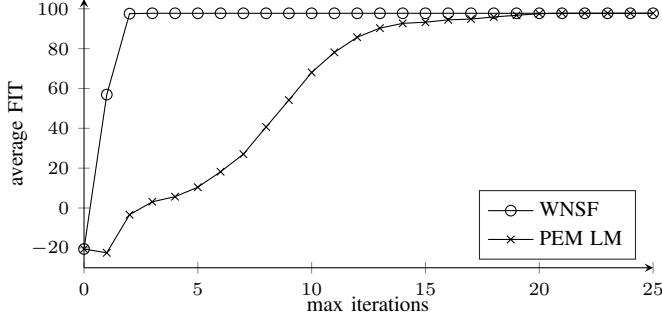


Fig. 3. Comparison with PEM: average FIT from 100 Monte Carlo runs function of the maximum number of iterations.

only with default MATLAB initialization and LM algorithm. For WNSF, the average FIT is the same as for PEM started at the true parameters independently of the initialization point used in the weighting matrix, which may indicate the WNSF robustness to different initialization points.

In this simulation, PEM was most robust with the LM algorithm and the default MATLAB initialization, having on average the same accuracy as WNSF. Then, it is appropriate to compare the performance of these methods by iteration when WNSF also is initialized with the same parameter values. In Fig. 3, we plot the average FITs for these methods as function of the maximum number of iterations. Here, WNSF reaches an average FIT of 98 after two iterations, while PEM with LM takes 20 iterations to reach the same value. This suggests that, even if WNSF and some PEM implementation start and converge to the same value, WNSF may do it faster than standard optimization methods for PEM.

The robustness of WNSF against convergence to non-global minima compared with different instances of PEM can be even more evident than in Table I, as WNSF seems to be appropriate for modeling systems with many resonant peaks, for which the PEM cost function can be highly non-linear. Take the example in Fig. 1, based on 100 Monte Carlo runs for a system with

$$L_o(q) = q^{-1} - 3.4q^{-2} + 4.8q^{-3} - 3.3q^{-4} + 0.96q^{-5},$$

$$F_o(q) = 1 - 5.4q^{-1} + 13.5q^{-2} - 20.1q^{-3} + 19.5q^{-4} - 12.1q^{-5} + 4.5q^{-6},$$

and data generated according to (33) with  $K(q) = -0.05$ ,

$$r_t = \frac{0.05}{1 - 0.99q^{-1}} r_t^w,$$

where  $\{r_t^w\}$  and  $\{e_t\}$  are Gaussian white sequences with unit variance. Here, initial conditions are not assumed zero: PEM estimates initial conditions by backcasting and WNSF

uses the approach in [33]. In this scenario, PEM with the LM algorithm and default initialization fails in most runs to find the global optimum. Subspace methods, often used to avoid the non-convexity of PEM, may not help in this scenario: SSARX, a subspace method that is consistent in closed loop, provides an average FIT around 20% (default MATLAB implementation). Here, WNSF with  $n$  between 100 and 600 spaced with intervals of 50 performs similarly to PEM initialized at the true parameters, accurately capturing the resonance peaks of the system.

#### D. Random Systems

The preceding simulation examples illustrate properties, practical implementation considerations, and possible benefits of WNSF. In order to test the robustness of the method, we now perform a simulation with random systems. Also, closed-loop data often introduces additional difficulties: for example, many standard methods are not consistent. Thus, we perform a simulation with these settings and compare the performance of WNSF with other methods available in the Mathworks MATLAB System Identification Toolbox. For a fair comparison, we only use methods that are consistent in closed loop and that only use input and output data. From the subspace class, we use SSARX [23]. IV methods are not considered, as they in closed loop require the reference signal to construct the instruments.

For the simulation, we use 100 systems with structure

$$G_o(q) = \frac{l_1^o q^{-1} + \dots + l_4^o q^{-4}}{1 + f_6^o q^{-6} + \dots + f_m^o q^{-6}}.$$

As we have observed, PEM may have difficulties with slow resonant systems: therefore, it is for this class of systems that WNSF may be most beneficial. With this purpose, we generate the polynomial coefficients in the following way. The poles are located in an annulus with the radius uniformly distributed between 0.88 and 0.98, and the phase uniformly distributed between 0 and 90° (and respective complex conjugates). One pair of zeros is generated in the same way, and a third real zero is uniformly distributed between  $-1.2$  and  $1.2$ . The noise models have structure

$$H_o(q) = \frac{1 + c_1^o q^{-1} + c_2^o q^{-2}}{1 + d_1^o q^{-1} + d_2^o q^{-2}},$$

with the poles and zeros having uniformly distributed radius between 0 and 0.95, and uniformly distributed phase between 0 and 180° (and respective complex conjugates).

The data are generated in closed loop by

$$u_t = \frac{K(q)}{1 + K(q)G_o(q)} r_t - \frac{K(q)H_o(q)}{1 + K(q)G_o(q)} e_t,$$

$$y_t = \frac{K(q)G_o(q)}{1 + K(q)G_o(q)} r_t + \frac{H_o(q)}{1 + K(q)G_o(q)} e_t,$$

where

$$r_t = \frac{1 - 1.273q^{-1} + 0.81q^{-2}}{1 - 1.559q^{-1} + 0.81q^{-2}} r_t^w$$

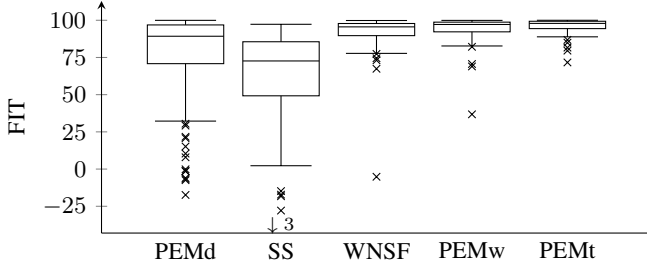


Fig. 4. Random systems: FITs from 100 Monte Carlo runs.

with  $\{r_t^w\}$  a Gaussian white-noise sequence with unit variance,  $\{e_t\}$  is a Gaussian white-noise sequence with the variance chosen such that the signal-to-noise ratio (SNR) is

$$\text{SNR} = \frac{\sum_{t=1}^N \left[ \frac{K(q)G_o(q)}{1+K(q)G_o(q)} r_t \right]^2}{\sum_{t=1}^N [H_o(q)e_t]^2} = 2,$$

and the controller  $K(q)$  is obtained using a Youla-parametrization to have an integrator and a closed-loop transfer function that has the same poles as the open loop except that the radius of the slowest open-loop pole pair is reduced by 80%. The sample size is  $N = 2000$  and we perform 100 Monte Carlo runs (one for each system; different noise realizations).

We compare the following methods:

- PEM initialized at the true parameters (PEMt);
- PEM initialized with the standard MATLAB procedure (PEMd);
- SSARX with the default MATLAB options;
- WNSF with  $n = \{50, 100, 150, 200, 250, 300\}$ ;
- PEM initialized with WNSF (PEMw).

All methods estimate a fully parametrized noise model. We use the MATLAB2016b implementation of SSARX and PEM. For PEM, the optimization algorithm used is LM. For SSARX, the horizons are chosen with the automatic MATLAB procedure (i.e., based on the Akaike Information Criterion). WNSF and PEM use a maximum of 100 iterations, but stop earlier upon convergence (default settings for PEM,  $10^{-4}$  as tolerance for the normalized relative change in the parameter estimates. PEM estimates initial conditions by backcasting and WNSF truncates them ([33] does not apply to BJ models).

The FITs obtained in this simulation are presented in Fig. 4. In this scenario, the default implementation of PEM in MATLAB (PEMd) often fails to find a point close to the global optimum, which can be concluded by comparison with PEM initialized at the true parameters (PEMt). Also, SSARX is not an alternative for achieving better performance. WNSF can be an appropriate alternative, failing only once to provide an acceptable estimate, and having otherwise a performance close to PEMt. The estimate obtained with WNSF may be used to initialize PEM. This provides a small improvement only, suggesting that the estimates obtained with WNSF are already close to a (local) minimum of the PEM cost function.

## VI. CONCLUSION

Methods for parameter estimation based on an intermediate unstructured model have a long history in system identification

(e.g., [23]–[26]). Here, we believe to have taken a significant step further in this class of methods, with a method that is flexible in parametrization and provides consistent and asymptotically efficient estimates in open and closed loop without using a non-convex optimization or iterations.

In this paper, we provided a theoretical and experimental analysis of this method, named weighted null-space fitting (WNSF). Theoretically, we showed that the method is consistent and asymptotically efficient for stable Box-Jenkins systems. Experimentally, we performed Monte Carlo simulations comparing PEM, subspace, and WNSF under settings where PEM typically performs poorly. The simulations suggest that WNSF is competitive with these methods, being a viable alternative to PEM or to provide initialization points for PEM.

Although WNSF was here presented for SISO OE and BJ systems, it was also pointed out that the flexibility in parametrization allows for a wider range of structures to be used, as well as for incorporating structural information (e.g., fixing specified parameters). Moreover, a parametric noise model need not be estimated to achieve asymptotic efficiency in open loop and consistency in closed loop.

An extension that was not covered in this paper is the MIMO case, where subspace or IV methods are typically used [34], as PEM often has difficulty with estimation of such systems. Based on theoretical foundation provided in this contribution, this important extension is already in preparation.

## APPENDIX A RESULTS FROM [30]

**Proposition 1.** *Let Assumptions 1, 2, and 3 hold. Also, let  $\bar{\eta}^n$  be defined by (16) and  $\eta_o^n$  by (18). Then,*

$$\|\bar{\eta}^n - \eta_o^n\| \leq C \sum_{k=n+1}^{\infty} |a_k^o| + |b_k^o| \rightarrow 0, \text{ as } n \rightarrow \infty.$$

*Proof.* The result follows from [30, Lemma 5.1] and (31).  $\square$

**Proposition 2.** *Let Assumptions 1, 2, 3, and 4 hold. Also, let  $\hat{\eta}_N := \hat{\eta}_N^{n(N)}$  be defined by (32) and  $\bar{\eta}^{n(N)}$  by (16). Then,*

$$\|\hat{\eta}_N - \bar{\eta}^{n(N)}\| = \mathcal{O} \left( \sqrt{\frac{n(N) \log N}{N}} [1 + d(N)] \right), \quad (35)$$

and

$$\|\hat{\eta}_N - \bar{\eta}^{n(N)}\| \rightarrow 0, \text{ as } N \rightarrow \infty, \text{ w.p.1.}$$

*Proof.* For the first part, see [30, Theorem 5.1]. The second part follows from (30) and (31).  $\square$

**Proposition 3.** *Let Assumptions 1, 2, 3, and 4 hold. Then,*

$$\|R_N^{n(N)} - \bar{R}^{n(N)}\| = \mathcal{O} \left( 2n(N) \sqrt{\frac{\log N}{N}} + C \frac{n^2(N)}{N} \right).$$

*Proof.* See [30, Lemma 4.1].  $\square$

**Proposition 4.** *Let Assumptions 1, 2, 3, and 4 hold. Also, let  $\Upsilon^n$  be an  $m \times 2n$  deterministic matrix, with  $m$  fixed. Then, we have that*

$$\sqrt{N} \Upsilon^n (\hat{\eta}_N - \bar{\eta}^{n(N)}) \sim \text{AsN}(0, P),$$

where

$$P = \sigma_o^2 \lim_{n \rightarrow \infty} \Upsilon^n [\bar{R}^n]^{-1} (\Upsilon^n)^\top,$$

if the limit exists.

*Proof.* See [30, Theorem 7.3].  $\square$

## APPENDIX B CONSISTENCY OF STEP 2

The main purpose of this appendix is to prove Theorem 1. However, before we do so, we introduce some results regarding the norm of some vectors and matrices.

$\|\hat{\eta}_N - \eta_o^{n(N)}\|$  tends to zero, as  $N$  tends to infinity, w.p.1: Consider the estimated parameter vector  $\hat{\eta}_N := \hat{\eta}_N^{n(N)}$  (32), and the truncated true parameter vector  $\eta_o^{n(N)}$  (18). Using the triangular inequality, we have

$$\|\hat{\eta}_N - \eta_o^{n(N)}\| \leq \|\hat{\eta}_N - \bar{\eta}^{n(N)}\| + \|\bar{\eta}^{n(N)} - \eta_o^{n(N)}\|, \quad (36)$$

where  $\bar{\eta}^n$  is defined by (16). Then, from Proposition 1, the second term on the right side of (36) tends to zero as  $n(N) \rightarrow \infty$ . From Proposition 2, the first term on the right side of (36) tends to zero, as  $N \rightarrow \infty$ , w.p.1. Thus,

$$\|\hat{\eta}_N - \eta_o^{n(N)}\| \rightarrow 0, \text{ as } N \rightarrow \infty, \text{ w.p.1.} \quad (37)$$

$\|Q_n(\hat{\eta}_N) - Q_n(\eta_o^{n(N)})\|$  tends to zero, as  $N$  to infinity, w.p.1: Consider the matrix  $Q_n(\eta_o^{n(N)})$ , given by (22) evaluated at the truncated true parameter vector  $\eta_o^{n(N)}$ , and the matrix  $Q_n(\hat{\eta}_N)$ , given by (22) evaluated at the estimated parameters  $\hat{\eta}_N$ . We have

$$\begin{aligned} \|Q_n(\hat{\eta}_N) - Q_n(\eta_o^{n(N)})\| &\leq \|Q_n^c(\hat{\eta}_N) - Q_n^c(\eta_o^{n(N)})\| \\ &\quad + \|Q_n^l(\hat{\eta}_N) - Q_n^l(\eta_o^{n(N)})\| + \|Q_n^f(\hat{\eta}_N) - Q_n^f(\eta_o^{n(N)})\| \\ &\leq C \|\hat{\eta}_N - \eta_o^{n(N)}\|. \end{aligned} \quad (38)$$

Then, using (37), we conclude that

$$\|Q_n(\hat{\eta}_N) - Q_n(\eta_o^{n(N)})\| \rightarrow 0, \text{ as } N \rightarrow \infty, \text{ w.p.1.} \quad (39)$$

$\|Q_n(\eta_o^n)\|$  is bounded for all  $n$ : We have that

$$\begin{aligned} \|Q_n(\eta_o^n)\| &\leq \|Q_n^c(\eta_o^n)\| + \|Q_n^l(\eta_o^n)\| + \|Q_n^f(\eta_o^n)\| + \|Q_n^d\| \\ &\leq C \|\eta_o^n\| + 1 \\ &\leq C \|\eta_o\| + 1, \forall n \end{aligned} \quad (40)$$

which is bounded, by stability of the true system.

$\|Q(\hat{\eta}_N)\|$  is bounded for sufficiently large  $N$ , w.p.1.: Using the triangular inequality, we have

$$\|Q_n(\hat{\eta}_N)\| \leq \|Q_n(\hat{\eta}_N) - Q_n(\eta_o^{n(N)})\| + \|Q_n(\eta_o^{n(N)})\|. \quad (41)$$

Then, using (40) and (38), the first term on the right side of (41) can be made arbitrarily small as  $N$  increases, while the second term is bounded for all  $n(N)$ . Then, there exists  $\bar{N}$  such that

$$\|Q_n(\hat{\eta}_N)\| \leq C, \forall N > \bar{N}. \quad (42)$$

$\|T_n(\theta_o)\|$  is bounded for all  $n$ : Consider the matrix  $T_n(\theta_o)$ , given by (25). First, we introduce the following result. Let  $X(q) = \sum_{k=0}^{\infty} x_k q^{-k}$  and define

$$\mathbb{T}[X(q)] := \begin{bmatrix} x_0 & 0 & 0 & \cdots \\ x_1 & x_0 & 0 & \ddots \\ x_2 & x_1 & x_0 & \ddots \\ \vdots & \ddots & \ddots & \ddots \end{bmatrix}. \quad (43)$$

If  $\sqrt{\sum_{k=0}^{\infty} |x_k|^2} < C_1$ , we have that [35]

$$\|\mathbb{T}[X(q)]\| \leq C. \quad (44)$$

When  $X(q)$  can be written as a rational transfer function, (44) follows from  $X(q)$  having all poles strictly inside the unit circle, as, in this case, the sum of squares of its impulse response coefficients is bounded.

We observe that the blocks of  $T_n(\theta_o)$  satisfy that  $T_n^f(\theta_o)$ ,  $T_n^c(\theta_o)$ , and  $T_n^l(\theta_o)$  are sub-matrices of  $\mathbb{T}[F_o(q)]$ ,  $\mathbb{T}[C_o(q)]$ , and  $\mathbb{T}[L_o(q)]$ , respectively. Then, we have that

$$\begin{aligned} \|T_n(\theta_o)\| &\leq \|T_n^f(\theta_o)\| + \|T_n^c(\theta_o)\| + \|T_n^l(\theta_o)\| \\ &\leq \|\mathbb{T}[F_o(q)]\| + \|\mathbb{T}[C_o(q)]\| + \|\mathbb{T}[L_o(q)]\| \\ &\leq C \quad \forall n, \end{aligned} \quad (45)$$

where the last inequality follows from (44) and from  $F(q)$ ,  $C(q)$ , and  $L(q)$  being finite order polynomials.

The following theorem deals with invertibility of  $Q_n^\top(\hat{\eta}_N)Q_n(\hat{\eta}_N)$ , which appears when solving the least-squares problem (23).

**Lemma 1.** *Let Assumptions 1, 2, 3, and 4 hold. Also, let  $M(\hat{\eta}_N) := Q_n^\top(\hat{\eta}_N)Q_n(\hat{\eta}_N)$ , where  $\hat{\eta}_N := \hat{\eta}_N^{n(N)}$  as defined in (32), and  $Q_n(\hat{\eta}_N)$  is defined by (22) evaluated at the estimated parameters  $\hat{\eta}_N$ . Then, assuming that  $F(q, \theta_o)$  and  $L(q, \theta_o)$  are co-prime, and the same is true for  $C(q, \theta_o)$  and  $D(q, \theta_o)$ , there exists  $\bar{N}$  such that  $M(\hat{\eta}_N)$  is invertible for all  $N > \bar{N}$ , w.p.1.*

*Proof.* First, we consider the matrix

$$M(\eta_o) := \lim_{n \rightarrow \infty} Q_n^\top(\eta_o^n)Q_n(\eta_o^n) =: Q_\infty^\top(\eta_o)Q_\infty(\eta_o), \quad (46)$$

Here,  $Q_\infty(\eta_o)$  is defined analogously to (22), but using the infinite vector  $\eta_o$  from (18)—that is,  $Q_\infty(\eta_o)$  is block Toeplitz with an infinite number of rows, and its blocks are given by

$$\begin{aligned} Q_\infty^c(\eta_o) &= \mathcal{T}_{\infty, m_c}(A(q, \eta_o)), \quad Q_\infty^l(\eta_o) = \mathcal{T}_{\infty, m_l}(A(q, \eta_o)), \\ Q_\infty^f(\eta_o) &= \mathcal{T}_{\infty, m_f}(B(q, \eta_o)), \quad Q_\infty^d = \begin{bmatrix} I_{m_d, m_d} \\ 0_{\infty, m_d} \end{bmatrix}. \end{aligned} \quad (47)$$

We have that the limit (46) is well defined, because the entries of  $M(\eta_o^n) := Q_n^\top(\eta_o^n)Q_n(\eta_o^n)$  are either zero or sums with form

$$\sum_{k=1}^n a_k^o a_{k+p}^o, \quad \sum_{k=1}^n a_k^o b_{k+p}^o, \quad \sum_{k=1}^n b_k^o b_{k+p}^o,$$

for some finite integers  $p$ , and the coefficients  $a_k^o$  and  $b_k^o$  are stable sequences. Thus, these sums converge as  $n \rightarrow \infty$ .

We start by showing that  $M(\eta_o)$  is invertible. We have that

$$M(\eta_o) = \begin{bmatrix} M_1(\eta_o) & 0 \\ 0 & M_2(\eta_o) \end{bmatrix},$$

where

$$M_1(\eta_0) = \begin{bmatrix} Q_\infty^f(\eta_0)^\top Q_\infty^f(\eta_0) & -Q_\infty^f(\eta_0)^\top Q_\infty^l(\eta_0) \\ -Q_\infty^l(\eta_0)^\top Q_\infty^f(\eta_0) & Q_\infty^l(\eta_0)^\top Q_\infty^l(\eta_0) \end{bmatrix},$$

$$M_2(\eta_0) = \begin{bmatrix} Q_\infty^c(\eta_0)^\top Q_\infty^c(\eta_0) & -Q_\infty^c(\eta_0)^\top Q_\infty^d(\eta_0) \\ -[Q_\infty^d]^\top Q_\infty^c(\eta_0) & I_{m_d, m_d} \end{bmatrix}.$$

Because  $M_1(\eta_0)$  and  $M_2(\eta_0)$  are block Toeplitz, which follows from (47), these matrices can be written in the frequency domain using Parseval's formula, as

$$M_1(\eta_0) = \frac{1}{2\pi} \int_{-\pi}^{\pi} \bar{\Gamma}_{m_f; m_l} \begin{bmatrix} |B_o|^2 & -A_o B_o^* \\ -A_o^* B_o & |A_o|^2 \end{bmatrix} \bar{\Gamma}_{m_f; m_l}^* d\omega,$$

$$M_2(\eta_0) = \frac{1}{2\pi} \int_{-\pi}^{\pi} \bar{\Gamma}_{m_c; m_d} \begin{bmatrix} |A_o|^2 & -A_o^* \\ -A_o & 1 \end{bmatrix} \bar{\Gamma}_{m_c; m_d}^* d\omega,$$

where  $A_o := A_o(e^{i\omega})$ ,  $B_o := B_o(e^{i\omega})$ , and

$$\bar{\Gamma}_{m_f; m_l} := \begin{bmatrix} \Gamma_{m_f} & 0 \\ 0 & \Gamma_{m_l} \end{bmatrix}, \quad \bar{\Gamma}_{m_c; m_d} := \begin{bmatrix} \Gamma_{m_c} & 0 \\ 0 & \Gamma_{m_d} \end{bmatrix}.$$

Because of its block-diagonal structure,  $M(\eta_0)$  is invertible if both  $M_1(\eta_0)$  and  $M_2(\eta_0)$  are invertible. We start by analyzing  $M_1(\eta_0)$ , which is invertible if

$$x^* M_1(\eta_0) x \geq C > 0,$$

where  $x$  is a unitary vector of dimension  $m_l + m_f$ . We let  $x_1$  comprise the first  $m_f$  entries of  $x$  and  $x_2$  the last  $m_l$  entries. Then, we can write

$$x^* M_1(\eta_0) x = \frac{1}{2\pi} \int_{-\pi}^{\pi} |B_o x_1^* \Gamma_{m_f} - A_o x_2^* \Gamma_{m_l}|^2 d\omega,$$

which is bounded from below if

$$B_o x_1^* \Gamma_{m_f} - A_o x_2^* \Gamma_{m_l} = 0 \quad (48)$$

cannot be verified for whatever choice of  $x$ ,  $\|x\| \neq 0$ . Re-writing (48) as

$$\frac{1}{H_o F_o} (L_o x_1^* \Gamma_{m_f} - F_o x_2^* \Gamma_{m_l}) = 0, \quad (49)$$

we notice that (49) has no solution if  $F_o$  and  $L_o$  are co-prime [1]. Consequently,  $M_1(\eta_0)$  is invertible under the theorem's assumptions.

Following a similar approach for  $M_2(\eta_0)$ , we have that

$$x^* M_2(\eta_0) x = \frac{1}{2\pi} \int_{-\pi}^{\pi} |A_o x_1^* \Gamma_{m_c} - x_2^* \Gamma_{m_d}|^2 d\omega.$$

Then,

$$A_o x_1^* \Gamma_{m_c} - x_2^* \Gamma_{m_d} = 0$$

can be re-written as

$$\frac{1}{C_o} (D_o x_1^* \Gamma_{m_c} - C_o x_2^* \Gamma_{m_d}) = 0,$$

which cannot be satisfied with  $\|x\| \neq 0$  if  $D_o(q)$  and  $C_o(q)$  are co-prime. Then, we have that

$$x^* M_2(\eta_0) x \geq C > 0.$$

Consequently,  $M_2(\eta_0)$  is invertible, and so is  $M(\eta_0)$ .

We are now interested in using this result to show that  $M(\hat{\eta}_N)$  is invertible for sufficiently large  $N$ , w.p.1. Write

$$\begin{aligned} & \|M(\hat{\eta}_N) - M(\eta_0^{n(N)})\| = \\ & = \|Q_n^\top(\hat{\eta}_N) Q_n(\hat{\eta}_N) - Q_n^\top(\eta_0^{n(N)}) Q_n(\eta_0^{n(N)})\| \\ & \leq \|Q_n(\hat{\eta}_N) - Q_n(\eta_0^{n(N)})\| (\|Q_n(\hat{\eta}_N)\| + \|Q_n(\eta_0^{n(N)})\|) \end{aligned}$$

Using (38), (40), and (42), and since  $M(\eta_0^n) \rightarrow M(\eta_0)$  as  $n \rightarrow \infty$ , we have that

$$M(\hat{\eta}_N) \rightarrow M(\eta_0), \text{ as } N \rightarrow \infty, \text{ w.p.1.} \quad (50)$$

Because  $M(\eta_0)$  is invertible, by (50) and continuity of eigenvalues there exists  $\bar{N}$  such that  $M(\hat{\eta}_N)$  is invertible for all  $N > \bar{N}$ , w.p.1.  $\square$

Finally, we have the necessary results to prove Theorem 1.

*Proof of Theorem 1:* We start by using (23) to write

$$\begin{aligned} \hat{\theta}_N^{\text{LS}} - \theta_0 &= [Q_n^\top(\hat{\eta}_N) Q_n(\hat{\eta}_N)]^{-1} Q_n^\top(\hat{\eta}_N) \hat{\eta}_N - \theta_0 \\ &= [Q_n^\top(\hat{\eta}_N) Q_n(\hat{\eta}_N)]^{-1} Q_n^\top(\hat{\eta}_N) [\hat{\eta}_N - Q_n(\hat{\eta}_N) \theta_0] \\ &= [Q_n^\top(\hat{\eta}_N) Q_n(\hat{\eta}_N)]^{-1} Q_n^\top(\hat{\eta}_N) T_n(\theta_0) [\hat{\eta}_N - \eta_0^{n(N)}] \end{aligned} \quad (51)$$

where the last equality follows from (24). If  $n$  were fixed, consistency would follow if  $\hat{\eta}_N - \eta_0^n$  would approach zero as  $N \rightarrow \infty$ , provided the inverse of  $Q_n^\top(\hat{\eta}_N) Q_n(\hat{\eta}_N)$  existed for sufficiently large  $N$ . However,  $n = n(N)$  increases according to Assumption 4. This implies that the dimensions of the vectors  $\hat{\eta}_N$  and  $\eta_0^{n(N)}$ , and of the matrices  $Q_n(\hat{\eta}_N)$  (number of rows) and  $T_n(\theta_0)$  (number of rows and columns), become arbitrarily large. Therefore, extra requirements are necessary. In particular, we use (51) to write

$$\begin{aligned} \|\hat{\theta}_N^{\text{LS}} - \theta_0\| &= \|M^{-1}(\hat{\eta}_N) Q_n^\top(\hat{\eta}_N) T_n(\theta_0) (\hat{\eta}_N - \eta_0^{n(N)})\| \\ &\leq \|M^{-1}(\hat{\eta}_N)\| \|Q_n(\hat{\eta}_N)\| \|T_n(\theta_0)\| \|\hat{\eta}_N - \eta_0^{n(N)}\|, \end{aligned} \quad (52)$$

where  $M(\hat{\eta}_N) := Q_n^\top(\hat{\eta}_N) Q_n(\hat{\eta}_N)$ , and observe that consistency is achieved if the last factor on the right side of the inequality in (52) approaches zero, as  $N \rightarrow \infty$ , w.p.1, and the remaining factors are bounded for sufficiently large  $N$ , w.p.1. Then, using (42), (45), and Lemma 1, we have that there exists  $\bar{N}$  such that, w.p.1,

$$\|\hat{\theta}_N^{\text{LS}} - \theta_0\| \leq C \|\hat{\eta}_N - \eta_0^{n(N)}\|, \forall N > \bar{N}. \quad (53)$$

Using also (37), we have that

$$\|\hat{\theta}_N^{\text{LS}} - \theta_0\| \rightarrow 0, \text{ as } N \rightarrow \infty, \text{ w.p.1.}$$

Moreover, using (36), we can re-write (53) as

$$\|\hat{\theta}_N^{\text{LS}} - \theta_0\| \leq C (\|\hat{\eta}_N - \bar{\eta}^{n(N)}\| + \|\bar{\eta}^{n(N)} - \eta_0^{n(N)}\|).$$

From Proposition 1, we have  $\|\bar{\eta}^{n(N)} - \eta_0^{n(N)}\| \leq Cd(N)$ , which thus approaches zero faster than  $\|\hat{\eta}_N - \bar{\eta}^{n(N)}\|$ , whose decay rate is according to (35). We can then neglect the contribution from  $\|\bar{\eta}^{n(N)} - \eta_0^{n(N)}\|$  and simply write

$$\|\hat{\theta}_N^{\text{LS}} - \theta_0\| = \mathcal{O} \left( \sqrt{n(N) \frac{\log N}{N}} (1 + d(N)) \right).$$

$\square$

### APPENDIX C CONSISTENCY OF STEP 3

The main purpose of this appendix is to prove Theorem 2. However, before we do so, we introduce some results regarding the norm of some vectors and matrices.

$\|R_N^n\|$  is bounded for all  $n$  and sufficiently large  $N$ , w.p.1: Let  $R_N^n$  be defined as in (14). Then, from Lemma 4.2 in [30], we have that there exists  $\bar{N}$  such that, w.p.1,

$$\|R_N^n\| \leq C, \quad \forall n, \forall N > \bar{N}. \quad (54)$$

$\|T_n^{-1}(\theta_o)\|$  is bounded for all  $n$ : We observe that, with  $T_n(\theta)$  is given by (25), the inverse of  $T_n(\theta_o)$  is given by

$$T_n^{-1}(\theta) = \begin{bmatrix} T_n^c(\theta)^{-1} & 0 \\ T_n^f(\theta)^{-1} T_n^l(\theta) T_n^c(\theta)^{-1} & T_n^f(\theta)^{-1} \end{bmatrix}, \quad (55)$$

evaluated at the true parameters  $\theta_o$ . Also,  $T_n^f(\theta_o)^{-1}$ ,  $T_n^c(\theta_o)^{-1}$ , and  $T_n^l(\theta_o)$  are sub-matrices of  $\mathbb{T}[1/F_o(q)]$ ,  $\mathbb{T}[1/C_o(q)]$ , and  $\mathbb{T}[L_o(q)]$ , respectively, where  $\mathbb{T}[X(q)]$  is defined by (43). Then, we have that

$$\begin{aligned} \|T_n^{-1}(\theta_o)\| &\leq \|T_n^f(\theta_o)^{-1}\| + \|T_n^c(\theta_o)^{-1}\| \\ &\quad + \|T_n^f(\theta_o)^{-1}\| \|T_n^l(\theta_o)\| \|T_n^c(\theta_o)^{-1}\| \\ &\leq \|\mathbb{T}[1/F_o(q)]\| + \|\mathbb{T}[1/C_o(q)]\| \\ &\quad + \|\mathbb{T}[1/F_o(q)]\| \|\mathbb{T}[L_o(q)]\| \|\mathbb{T}[1/C_o(q)]\| \\ &\leq C, \quad \forall n, \end{aligned} \quad (56)$$

where the last inequality follows from (44) and the fact that  $1/F_o(q)$ ,  $1/C_o(q)$ , and  $L_o(q)$  are stable transfer functions.

$\|T_n^{-1}(\hat{\theta}_N^{LS})\|$  is bounded for all  $n$  and sufficiently large  $N$ : Consider the term  $\|T_n^{-1}(\hat{\theta}_N^{LS})\|$ , where  $T_n^{-1}(\hat{\theta}_N^{LS})$  is given by (55) evaluated at  $\hat{\theta}_N^{LS}$ . We have that, proceeding as in (56),

$$\begin{aligned} \|T_n^{-1}(\hat{\theta}_N^{LS})\| &\leq \|\mathbb{T}[1/C(q, \hat{\theta}_N^{LS})]\| + \|\mathbb{T}[1/F(q, \hat{\theta}_N^{LS})]\| \\ &\quad + \|\mathbb{T}[1/C(q, \hat{\theta}_N^{LS})]\| \|\mathbb{T}[L(q, \hat{\theta}_N^{LS})]\| \|\mathbb{T}[1/F(q, \hat{\theta}_N^{LS})]\| \end{aligned}$$

for all  $n$ . This will be bounded if  $F(q, \hat{\theta}_N^{LS})$  and  $C(q, \hat{\theta}_N^{LS})$  have all poles strictly inside the unit circle. From Theorem 1 and stability of the true system by Assumption 1, we conclude that there exists  $\bar{N}$  such that  $F(q, \hat{\theta}_N^{LS})$  and  $C(q, \hat{\theta}_N^{LS})$  have all roots strictly inside the unit circle for all  $N > \bar{N}$ . Thus, we have that, w.p.1,

$$\|T_n^{-1}(\hat{\theta}_N^{LS})\| \leq C, \quad \forall n, \forall N > \bar{N}. \quad (57)$$

$\|T_n^{-1}(\hat{\theta}_N^{LS}) - T_n^{-1}(\theta_o)\|$  tends to zero, as  $N$  tends to infinity, w.p.1: Consider the term  $\|T_n^{-1}(\hat{\theta}_N^{LS}) - T_n^{-1}(\theta_o)\|$  with  $n = n(N)$ . We have that

$$\begin{aligned} \|T_n^{-1}(\hat{\theta}_N^{LS}) - T_n^{-1}(\theta_o)\| &\leq \\ &\leq \|T_n^{-1}(\hat{\theta}_N^{LS})\| \|T_n(\hat{\theta}_N^{LS}) - T_n(\theta_o)\| \|T_n^{-1}(\theta_o)\|. \end{aligned} \quad (58)$$

Note that

$$\begin{aligned} \|T_n(\hat{\theta}_N^{LS}) - T_n(\theta_o)\| &\leq \|T_n(\hat{\theta}_N^{LS}) - T_n(\theta_o)\|_F \\ &\leq \sqrt{n(N) \sum_{k=1}^{m_f+m_l+m_c} (\hat{\theta}_N^{LS} - \theta_o^k)^2} \\ &\leq \sqrt{n(N)} \|\hat{\theta}_N^{LS} - \theta_o\|, \end{aligned} \quad (59)$$

where superscript  $k$  denotes the  $k^{\text{th}}$  element of the vector. Then, using Theorem 1, we have that

$$\|T_n(\hat{\theta}_N^{LS}) - T_n(\theta_o)\| = \mathcal{O} \left( \sqrt{n^2(N) \frac{\log N}{N}} (1 + d(N)) \right).$$

From (30) and (31),

$$\sqrt{n^2(N) \frac{\log N}{N}} (1 + d(N)) \rightarrow 0, \quad \text{as } N \rightarrow \infty,$$

and thus

$$\|T_n(\hat{\theta}_N^{LS}) - T_n(\theta_o)\| \rightarrow 0, \quad \text{as } N \rightarrow \infty, \text{ w.p.1.}$$

Together with (56), (57), and (58), this implies that

$$\|T_n^{-1}(\hat{\theta}_N^{LS}) - T_n^{-1}(\theta_o)\| \rightarrow 0, \quad \text{as } N \rightarrow \infty, \text{ w.p.1.}$$

The following theorem deals with invertibility of  $Q_n^\top(\hat{\eta}_N) W_n(\hat{\theta}_N^{LS}) Q_n(\hat{\eta}_N)$ , which appears when solving the weighted least squares problem (28).

**Lemma 2.** *Let Assumptions 1, 2, 3, and 4 hold. Also, let  $M(\hat{\eta}_N, \hat{\theta}_N^{LS}) := Q_n^\top(\hat{\eta}_N) W_n(\hat{\theta}_N^{LS}) Q_n(\hat{\eta}_N)$ , where  $\hat{\eta}_N := \hat{\eta}_N^{n(N)}$  is defined by (32),  $Q_n(\hat{\eta}_N)$  is defined by (22) evaluated at the estimated parameters  $\hat{\eta}_N$ , and  $W_n(\hat{\theta}_N^{LS})$  is defined by (29). Then, there exists  $\bar{N}$  such that  $M(\hat{\eta}_N, \hat{\theta}_N^{LS})$  is invertible for all  $N > \bar{N}$ , w.p.1.*

*Proof.* Consider the matrix

$$\bar{M}(\eta_o, \theta_o) := \lim_{n \rightarrow \infty} Q_n^\top(\eta_o^n) \bar{W}_n(\theta_o) Q_n(\eta_o^n), \quad (60)$$

where  $\bar{W}_n(\theta_o)$  is given by (27), and  $Q_n(\eta_o^n)$  is defined by (22) at the true parameters  $\eta_o^n$ . We first establish that the limit in (60) is well defined and that  $\bar{M}(\eta_o, \theta_o)$  is invertible.

Using (15) and (27), we re-write (60) as

$$\begin{aligned} \bar{M}(\eta_o, \theta_o) &= \\ \lim_{n \rightarrow \infty} Q_n^\top(\eta_o^n) T_n^{-\top}(\theta_o) \mathbb{E} [\varphi_t^n (\varphi_t^n)^\top] T_n^{-1}(\theta_o) Q_n(\eta_o^n). \end{aligned} \quad (61)$$

Re-writing  $\varphi_t^n$  (12) as

$$\varphi_t^n = \begin{bmatrix} -\Gamma_n y_t \\ \Gamma_n u_t \end{bmatrix} = \begin{bmatrix} -\Gamma_n G_o(q) & -\Gamma_n H_o(q) \\ \Gamma_n & 0 \end{bmatrix} \begin{bmatrix} u_t \\ e_t \end{bmatrix},$$

we can use Parseval's relation to write

$$\mathbb{E} [\varphi_t^n (\varphi_t^n)^\top] = \frac{1}{2\pi} \int_{-\pi}^{\pi} \Lambda_n(e^{i\omega}) \Phi_z \Lambda_n^*(e^{i\omega}) d\omega,$$

where

$$\Lambda_n(q) = \begin{bmatrix} -\Gamma_n G_o(q) & -\Gamma_n H_o(q) \\ \Gamma_n & 0 \end{bmatrix}.$$

Then, we can re-write (61) as

$$\begin{aligned} \bar{M}(\eta_o, \theta_o) &= \frac{1}{2\pi} \int_{-\pi}^{\pi} \lim_{n \rightarrow \infty} Q_n^\top(\eta_o^n) T_n^{-\top}(\theta_o) \Lambda_n(e^{i\omega}) \\ &\quad \Phi_z \Lambda_n^*(e^{i\omega}) T_n^{-1}(\theta_o) Q_n(\eta_o^n) d\omega. \end{aligned} \quad (62)$$

Moreover, we can write

$$Q_n^\top(\eta_0^n)T_n^{-\top}(\theta_0) = \begin{bmatrix} 0 & -\mathcal{T}_{n,m_f}^\top\left(\frac{B_0}{F_0}\right) \\ 0 & \mathcal{T}_{n,m_l}^\top\left(\frac{A_0}{F_0}\right) \\ -\mathcal{T}_{n,m_c}^\top\left(\frac{A_0}{C_0}\right) & -\mathcal{T}_{n,m_c}^\top\left(\frac{L_0A_0}{F_0C_0}\right) \\ \mathcal{T}_{n,m_d}^\top\left(\frac{1}{C_0}\right) & \mathcal{T}_{n,m_d}^\top\left(\frac{L_0}{F_0C_0}\right) \end{bmatrix},$$

where the argument  $q$  of the polynomials was dropped for notational simplicity. In turn, we can also write

$$Q_n^\top(\eta_0^n)T_n^{-\top}(\theta_0)\Lambda_n = \begin{bmatrix} -\mathcal{T}_{n,m_f}^\top\left(\frac{B_0}{F_0}\right)\Gamma_n & 0 \\ \mathcal{T}_{n,m_l}^\top\left(\frac{A_0}{F_0}\right)\Gamma_n & 0 \\ \mathcal{T}_{n,m_c}^\top\left(\frac{A_0}{C_0}\right)\Gamma_n G_0 - \mathcal{T}_{n,m_c}^\top\left(\frac{L_0A_0}{F_0C_0}\right)\Gamma_n & \mathcal{T}_{n,m_c}^\top\left(\frac{A_0}{C_0}\right)\Gamma_n H_0 \\ -\mathcal{T}_{n,m_d}^\top\left(\frac{1}{C_0}\right)\Gamma_n G_0 + \mathcal{T}_{n,m_d}^\top\left(\frac{L_0}{F_0C_0}\right)\Gamma_n & -\mathcal{T}_{n,m_d}^\top\left(\frac{1}{C_0}\right)\Gamma_n H_0 \end{bmatrix}.$$

It is possible to observe that, for some polynomial  $X(q) = \sum_{k=0}^{\infty} x_k q^{-k}$ ,  $\lim_{n \rightarrow \infty} \mathcal{T}_{n,m}^\top(X(q))\Gamma_n = X(q)\Gamma_m$ . Then, using also (9), we have  $\lim_{n \rightarrow \infty} Q_n^\top(\eta_0^n)T_n^{-\top}(\theta_0)\Lambda_n = \Omega$ , where  $\Omega$  is given by (6). This allows us to re-write (62) as

$$\bar{M}(\eta_0, \theta_0) = \frac{1}{2\pi} \int_{-\pi}^{\pi} \Omega \Phi_z \Omega^* d\omega = M_{CR}, \quad (63)$$

which is invertible because the CR bound exists for an informative experiment [1].

We now proceed to show that

$$M(\hat{\eta}_N, \hat{\theta}_N^{LS}) \rightarrow \bar{M}(\eta_0, \theta_0), \text{ as } N \rightarrow \infty, \text{ w.p.1.} \quad (64)$$

For this purpose, we analyze

$$\begin{aligned} & \left\| M(\hat{\eta}_N, \hat{\theta}_N^{LS}) - Q_n^\top(\eta_0^{n(N)})\bar{W}_n(\theta_0)Q_n(\eta_0^{n(N)}) \right\| \leq \\ & \leq \left\| Q_n^\top(\hat{\eta}_N)W_n(\hat{\theta}_N^{LS}) \left( Q_n(\hat{\eta}_N) - Q_n(\eta_0^{n(N)}) \right) \right\| \\ & + \left\| \left( Q_n(\hat{\eta}_N) - Q_n(\eta_0^{n(N)}) \right)^\top W_n(\hat{\theta}_N^{LS})Q_n(\eta_0^{n(N)}) \right\| \\ & + \left\| Q_n^\top(\eta_0^{n(N)}) \left( W_n(\hat{\theta}_N^{LS}) - \bar{W}_n(\theta_0) \right) Q_n(\eta_0^{n(N)}) \right\|, \end{aligned} \quad (65)$$

and want to show that (65) tends to zero, as  $N \rightarrow \infty$ , w.p.1. We analyze the three terms on the right side of (65).

Starting with  $\|Q_n^\top(\hat{\eta}_N)W_n(\hat{\theta}_N^{LS})[Q_n(\hat{\eta}_N) - Q_n(\eta_0^{n(N)})]\|$ , and recalling that  $W_n(\hat{\theta}_N^{LS})$  is given by (29), we have that

$$\begin{aligned} & \left\| Q_n^\top(\hat{\eta}_N)W_n(\hat{\theta}_N^{LS}) \left( Q_n(\hat{\eta}_N) - Q_n(\eta_0^{n(N)}) \right) \right\| \leq \\ & \leq \|Q_n(\hat{\eta}_N)\| \left\| T_n^{-1}(\hat{\theta}_N^{LS}) \right\|^2 \|R_N^n\| \|Q_n(\hat{\eta}_N) - Q_n(\eta_0^{n(N)})\| \\ & \rightarrow 0, \text{ as } N \rightarrow \infty, \text{ w.p.1,} \end{aligned} \quad (66)$$

where we used (39), (42), (54), and (57). Using the same equations, we proceed with the second term on the right side of (65), for which we have that

$$\begin{aligned} & \left\| \left( Q_n(\hat{\eta}_N) - Q_n(\eta_0^{n(N)}) \right)^\top W_n(\hat{\theta}_N^{LS})Q_n(\eta_0^{n(N)}) \right\| \leq \\ & \leq \|Q_n(\hat{\eta}_N) - Q_n(\eta_0^{n(N)})\| \left\| T_n^{-\top}(\hat{\theta}_N^{LS}) \right\|^2 \|R_N^n\| \\ & \cdot \|Q_n(\eta_0^{n(N)})\| \rightarrow 0, \text{ as } N \rightarrow \infty, \text{ w.p.1.} \end{aligned} \quad (67)$$

The third term on the right side of (65) can be bounded by

$$\begin{aligned} & \left\| Q_n^\top(\eta_0^{n(N)}) \left( W_n(\hat{\theta}_N^{LS}) - \bar{W}_n(\theta_0) \right) Q_n(\eta_0^{n(N)}) \right\| \leq \\ & \leq \|Q_n(\eta_0^{n(N)})\|^2 \|W_n(\hat{\theta}_N^{LS}) - \bar{W}_n(\theta_0)\|. \end{aligned} \quad (68)$$

We start by analyzing the difference  $W_n(\hat{\theta}_N^{LS}) - \bar{W}_n(\theta_0)$ , for which we recall that  $n = n(N)$ . We have that

$$\begin{aligned} & \|W_n(\hat{\theta}_N^{LS}) - \bar{W}_n(\theta_0)\| \leq \\ & \leq \|T_n^{-\top}(\hat{\theta}_N^{LS})R_N^n \left( T_n^{-1}(\hat{\theta}_N^{LS}) - T_n^{-1}(\theta_0) \right)\| \\ & + \left\| \left( T_n^{-1}(\hat{\theta}_N^{LS}) - T_n^{-1}(\theta_0) \right) R_N^n T_n^{-1}(\theta_0) \right\| \\ & + \left\| T_n^{-\top}(\theta_0) \left( R_N^n - \bar{R}^n \right) T_n^{-1}(\theta_0) \right\|. \end{aligned} \quad (69)$$

and proceed with the three terms on the right side of (69). Concerning the third term, we have

$$\begin{aligned} & \left\| T_n^{-\top}(\theta_0) \left( R_N^n - \bar{R}^n \right) T_n^{-1}(\theta_0) \right\| \leq \\ & \leq \left\| T_n^{-1}(\theta_0) \right\|^2 \|R_N^n - \bar{R}^n\| \rightarrow 0, \text{ as } N \rightarrow \infty, \text{ w.p.1,} \end{aligned} \quad (70)$$

where we used (56) and Proposition 3. In turn, using also (54), it implies for the first two terms on the right side of (69) that

$$\begin{aligned} & \left\| T_n^{-\top}(\hat{\theta}_N^{LS})R_N^n \left( T_n^{-1}(\hat{\theta}_N^{LS}) - T_n^{-1}(\theta_0) \right) \right\| \leq \\ & \leq \left\| T_n^{-\top}(\hat{\theta}_N^{LS}) \right\| \|R_N^n\| \left\| T_n^{-1}(\hat{\theta}_N^{LS}) - T_n^{-1}(\theta_0) \right\| \\ & \rightarrow 0, \text{ as } N \rightarrow \infty, \text{ w.p.1,} \\ & \left\| \left( T_n^{-1}(\hat{\theta}_N^{LS}) - T_n^{-1}(\theta_0) \right)^\top R_N^n T_n^{-1}(\theta_0) \right\| \leq \\ & \leq \left\| T_n^{-1}(\hat{\theta}_N^{LS}) - T_n^{-1}(\theta_0) \right\| \|R_N^n\| \left\| T_n^{-1}(\theta_0) \right\| \\ & \rightarrow 0, \text{ as } N \rightarrow \infty, \text{ w.p.1.} \end{aligned}$$

We can then also use (69) and (70) to conclude that

$$\|W_n(\hat{\theta}_N^{LS}) - \bar{W}_n(\theta_0)\| \rightarrow 0, \text{ as } N \rightarrow \infty, \text{ w.p.1.}$$

Together with (40) and (68), we have that

$$\begin{aligned} & \left\| Q_n^\top(\eta_0^{n(N)}) \left( W_n(\hat{\theta}_N^{LS}) - \bar{W}_n(\theta_0) \right) Q_n(\eta_0^{n(N)}) \right\| \\ & \rightarrow 0, \text{ as } N \rightarrow \infty, \text{ w.p.1.} \end{aligned} \quad (71)$$

Finally, (65), (66), (67), and (71) give

$$\begin{aligned} & \left\| M(\hat{\eta}_N, \hat{\theta}_N^{LS}) - Q_n^\top(\eta_0^{n(N)})\bar{W}_n(\theta_0)Q_n(\eta_0^{n(N)}) \right\| \\ & \rightarrow 0, \text{ as } N \rightarrow \infty, \text{ w.p.1,} \end{aligned}$$

which, in turn, implies (64). Since  $M(\eta_0, \theta_0)$  is invertible, continuity of eigenvalues gives that there exists  $\bar{N}$  such that  $M(\hat{\eta}_N, \hat{\theta}_N^{LS})$  is invertible for all  $N > \bar{N}$ , w.p.1.  $\square$

We now have the necessary results to prove Theorem 2.

*Proof of Theorem 2:* Similarly to (51), we write

$$\begin{aligned} \hat{\theta}_N^{\text{WLS}} - \theta_o &= M^{-1}(\hat{\eta}_N, \hat{\theta}_N^{\text{LS}}) Q_n^\top(\hat{\eta}_N) W_n(\hat{\theta}_N^{\text{LS}}) T_n(\theta_o) (\hat{\eta}_N - \eta_o^{n(N)}), \end{aligned} \quad (72)$$

and analyze

$$\begin{aligned} \|\hat{\theta}_N^{\text{WLS}} - \theta_o\| &\leq \|M^{-1}(\hat{\eta}_N, \hat{\theta}_N^{\text{LS}})\| \|Q_n(\hat{\eta}_N)\| \\ &\quad \cdot \|W_n(\hat{\theta}_N^{\text{LS}})\| \|T_n(\theta_o)\| \|\hat{\eta}_N - \eta_o^{n(N)}\|. \end{aligned}$$

From Lemma 2, the inverse of  $M(\hat{\eta}_N, \hat{\theta}_N^{\text{LS}})$  exists for sufficiently large  $N$ , and therefore its norm is bounded, because it is a matrix of fixed dimensions. Also, from (42),  $\|Q_n(\hat{\eta}_N)\|$  is bounded for sufficiently large  $N$ . Moreover, we have that, making explicit that  $n = n(N)$ ,

$$\|W_{n(N)}(\hat{\theta}_N^{\text{LS}})\| \leq \|T_{n(N)}^{-1}(\hat{\theta}_N^{\text{LS}})\|^2 \|R_N^{n(N)}\|.$$

Then, from (57) and (54), we have

$$\|W_{n(N)}(\hat{\theta}_N^{\text{LS}})\| \leq C, \quad \forall N > \bar{N}.$$

Finally, using also (40), (45), and (37), we conclude that

$$\|\hat{\theta}_N^{\text{WLS}} - \theta_o\| \rightarrow 0, \quad \text{as } N \rightarrow \infty, \quad \text{w.p.1.} \quad \square$$

#### APPENDIX D PROOF OF THEOREM 3

In this appendix, we prove Theorem 3.

We begin by reformulating (72) as

$$\sqrt{N}(\hat{\theta}_N^{\text{WLS}} - \theta_o) = M^{-1}(\hat{\eta}_N, \hat{\theta}_N^{\text{LS}}) x(\theta_o; \hat{\eta}_N, \hat{\theta}_N^{\text{LS}}),$$

where

$$\begin{aligned} M(\hat{\eta}_N, \hat{\theta}_N^{\text{LS}}) &= Q_n^\top(\hat{\eta}_N) W_n(\hat{\theta}_N^{\text{LS}}) Q_n(\hat{\eta}_N), \\ x(\theta_o; \hat{\eta}_N, \hat{\theta}_N^{\text{LS}}) &= \sqrt{N} Q_n^\top(\hat{\eta}_N) W_n(\hat{\theta}_N^{\text{LS}}) T_n(\theta_o) (\hat{\eta}_N - \eta_o^{n(N)}). \end{aligned} \quad (73)$$

From (63) and (64), we have that

$$M^{-1}(\hat{\eta}_N, \hat{\theta}_N^{\text{LS}}) \rightarrow M_{\text{CR}}^{-1}, \quad \text{as } N \rightarrow \infty, \quad \text{w.p.1.}$$

Then, if we assume that

$$x(\theta_o; \hat{\eta}_N, \hat{\theta}_N^{\text{LS}}) \sim \text{AsN}(0, P), \quad (74)$$

we have that, from [36, Lemma B.4],

$$\sqrt{N}(\hat{\theta}_N^{\text{WLS}} - \theta_o) \sim \text{AsN}\left(0, M_{\text{CR}}^{-1} P M_{\text{CR}}^{-1}\right). \quad (75)$$

We will proceed to show that (74) is verified with

$$P = \sigma_o^2 \lim_{n \rightarrow \infty} Q_n^\top(\eta_o^n) \bar{W}_n(\theta_o) Q_n(\eta_o^n) = \sigma_o^2 M_{\text{CR}}, \quad (76)$$

where the second equality follows directly from (60) and (63).

We now proceed to show the first equality.

Using (24) and (73), we can write

$$x(\theta_o; \hat{\eta}_N, \hat{\theta}_N^{\text{LS}}) = \sqrt{N} Q_n^\top(\hat{\eta}_N) W_n(\hat{\theta}_N^{\text{LS}}) T_n(\theta_o) (\hat{\eta}_N - \eta_o^{n(N)}), \quad (77)$$

whose asymptotic distribution and covariance we want to derive. If  $\hat{\eta}_N - \eta_o^n$  were of fixed dimension, and pre-multiplied

by a square matrix converging w.p.1 to a deterministic matrix, the asymptotic distribution and covariance of  $x(\theta_o; \hat{\eta}_N, \hat{\theta}_N^{\text{LS}})$  would follow directly from the corollary in [36, Lemma B.4]. Because here the dimension of  $\hat{\eta}_N - \eta_o^n$  grows with  $n(N)$ , Proposition 4 must be used instead. However, (77) is not ready to be used with Proposition 4, because it requires  $\hat{\eta}_N - \eta_o^n$  to be pre-multiplied by a deterministic matrix. We will thus proceed to show that (77) has the same asymptotic distribution and covariance as an expression of the form  $\Upsilon^n[\hat{\eta}_N - \eta_o^{n(N)}]$ , where  $\Upsilon^n$  is a deterministic matrix. For this purpose, we will repeatedly use [36, Lemma B.4].

We start by re-writing (77) as

$$\begin{aligned} x(\theta_o; \hat{\eta}_N, \hat{\theta}_N^{\text{LS}}) &= \\ &= \sqrt{N} Q_n^\top(\hat{\eta}_N) W_n(\hat{\theta}_N^{\text{LS}}) T_n(\theta_o) (\hat{\eta}_N - \bar{\eta}^{n(N)}) \\ &\quad + Q_n^\top(\hat{\eta}_N) W_n(\hat{\theta}_N^{\text{LS}}) T_n(\theta_o) \sqrt{N} (\bar{\eta}^{n(N)} - \eta_o^{n(N)}), \end{aligned}$$

where

$$\begin{aligned} &\|Q_n^\top(\hat{\eta}_N) W_n(\hat{\theta}_N^{\text{LS}}) T_n(\theta_o) \sqrt{N} (\bar{\eta}^{n(N)} - \eta_o^{n(N)})\| \leq \\ &\leq \|Q_n(\hat{\eta}_N)\| \|T_n^{-1}(\hat{\theta}_N^{\text{LS}})\|^2 \|R_N^n\| \\ &\quad \cdot \|T_n(\theta_o)\| \sqrt{N} \|\bar{\eta}^{n(N)} - \eta_o^{n(N)}\|. \end{aligned}$$

Then, using (42), (45), (54), (57), and Proposition 1, we have, for sufficiently large  $N$ , w.p.1,

$$\begin{aligned} &\|Q_n^\top(\hat{\eta}_N) W_n(\hat{\theta}_N^{\text{LS}}) T_n(\theta_o) \sqrt{N} (\bar{\eta}^{n(N)} - \eta_o^{n(N)})\| \leq \\ &\leq C \sqrt{N} d(N) \rightarrow 0, \quad \text{as } N \rightarrow \infty. \end{aligned}$$

From [36, Lemma B.4], we have that  $x(\theta_o; \hat{\eta}_N, \hat{\theta}_N^{\text{LS}})$  and

$$\sqrt{N} Q_n^\top(\hat{\eta}_N) W_n(\hat{\theta}_N^{\text{LS}}) T_n(\theta_o) (\hat{\eta}_N - \bar{\eta}^{n(N)}) \quad (78)$$

have the same asymptotic distribution and covariance, so we will analyze (78) instead.

Now, we re-write (78) as

$$\begin{aligned} &\sqrt{N} Q_n^\top(\hat{\eta}_N) W_n(\hat{\theta}_N^{\text{LS}}) T_n(\theta_o) (\hat{\eta}_N - \bar{\eta}^{n(N)}) = \\ &= \sqrt{N} Q_n^\top(\hat{\eta}_N) T_n^{-\top}(\theta_o) R_N^n (\hat{\eta}_N - \bar{\eta}^{n(N)}) \\ &\quad + \sqrt{N} Q_n^\top(\hat{\eta}_N) T_n^{-\top}(\theta_o) \left( T_n(\theta_o) - T_n(\hat{\theta}_N^{\text{LS}}) \right)^\top \\ &\quad \cdot T_n^{-\top}(\hat{\theta}_N^{\text{LS}}) R_N^n (\hat{\eta}_N - \bar{\eta}^{n(N)}) \\ &\quad + \sqrt{N} Q_n^\top(\hat{\eta}_N) T_n^{-\top}(\hat{\theta}_N^{\text{LS}}) R_N^n \\ &\quad \cdot \left( T_n(\theta_o) - T_n(\hat{\theta}_N^{\text{LS}}) \right) (\hat{\eta}_N - \bar{\eta}^{n(N)}). \end{aligned} \quad (79)$$

For the second and third terms on the right side of (79), we can write, for sufficiently large  $N$ , w.p.1,

$$\begin{aligned} &\left\| \sqrt{N} Q_n^\top(\hat{\eta}_N) T_n^{-\top}(\theta_o) \left( T_n(\theta_o) - T_n(\hat{\theta}_N^{\text{LS}}) \right)^\top \right. \\ &\quad \cdot T_n^{-\top}(\hat{\theta}_N^{\text{LS}}) R_N^n (\hat{\eta}_N - \bar{\eta}^{n(N)}) \left. \right\| \leq \end{aligned}$$

$$\begin{aligned} &\leq \|Q_n(\hat{\eta}_N)\| \|T_n^{-1}(\theta_o)\| \|T_n^{-1}(\hat{\theta}_N^{\text{LS}})\| \|R_N^n\| \\ &\quad \cdot \sqrt{N} \|T_n(\theta_o) - T_n(\hat{\theta}_N^{\text{LS}})\| \|\hat{\eta}_N - \bar{\eta}^{n(N)}\| \leq \end{aligned}$$

$$\leq C \sqrt{N} \|T_n(\theta_o) - T_n(\hat{\theta}_N^{\text{LS}})\| \|\hat{\eta}_N - \bar{\eta}^{n(N)}\|, \quad (80)$$

$$\begin{aligned}
& \left\| \sqrt{N} Q_n^\top (\hat{\eta}_N) T_n^{-\top} (\hat{\theta}_N^{\text{LS}}) R_N^n \right. \\
& \quad \cdot \left( T_n(\theta_0) - T_n(\hat{\theta}_N^{\text{LS}}) \right) (\hat{\eta}_N - \bar{\eta}^{n(N)}) \left. \right\| \leq \\
& \leq \|Q_n(\hat{\eta}_N)\| \left\| T_n^{-1}(\hat{\theta}_N^{\text{LS}}) \right\| \|R_N^n\| \\
& \quad \cdot \sqrt{N} \left\| T_n(\theta_0) - T_n(\hat{\theta}_N^{\text{LS}}) \right\| \left\| \hat{\eta}_N - \bar{\eta}^{n(N)} \right\| \\
& \leq C\sqrt{N} \left\| T_n(\theta_0) - T_n(\hat{\theta}_N^{\text{LS}}) \right\| \left\| \hat{\eta}_N - \bar{\eta}^{n(N)} \right\|, \quad (81)
\end{aligned}$$

where we used (42), (54), (56), and (57). Also, from (59) and Proposition 2

$$\begin{aligned}
& \sqrt{N} \left\| T_n(\theta_0) - T_n(\hat{\theta}_N^{\text{LS}}) \right\| \left\| \hat{\eta}_N - \bar{\eta}^{n(N)} \right\| = \\
& = \mathcal{O} \left( \frac{n^{3/2}(N) \log N}{\sqrt{N}} (1 + d(N))^2 \right),
\end{aligned}$$

where

$$\begin{aligned}
& \frac{n^{3/2}(N) \log N}{\sqrt{N}} = \left( \frac{n^{4+\delta}(N)}{N} \right)^{\frac{3}{2(4+\delta)}} \frac{\log N}{N^{\frac{1+\delta}{2(4+\delta)}}} \\
& \rightarrow 0, \text{ as } N \rightarrow \infty, \quad (82)
\end{aligned}$$

using Condition D2 in Assumption 4. So, we conclude that

$$\begin{aligned}
& \sqrt{N} \left\| T_n(\theta_0) - T_n(\hat{\theta}_N^{\text{LS}}) \right\| \left\| \hat{\eta}_N - \bar{\eta}^{n(N)} \right\| \\
& \rightarrow 0, \text{ as } N \rightarrow \infty, \text{ w.p.1.}
\end{aligned}$$

This implies, using also (80) and (81), that the second and third terms on the right side of (79) tend to zero, as  $N \rightarrow \infty$ , w.p.1. Therefore,  $x(\theta_0; \hat{\eta}_N, \hat{\theta}_N^{\text{LS}})$  and

$$\sqrt{N} Q_n^\top (\hat{\eta}_N) T_n^{-\top} (\theta_0) R_N^n (\hat{\eta}_N - \bar{\eta}^{n(N)}) \quad (83)$$

have the same asymptotic distribution and covariance, so we will analyze (83) instead.

In turn, (83) can be written as

$$\begin{aligned}
& \sqrt{N} Q_n^\top (\hat{\eta}_N) T_n^{-\top} (\theta_0) R_N^n (\hat{\eta}_N - \bar{\eta}^{n(N)}) = \\
& = \sqrt{N} Q_n^\top (\hat{\eta}_N) T_n^{-\top} (\theta_0) \bar{R}^n (\hat{\eta}_N - \bar{\eta}^{n(N)}) \\
& \quad + \sqrt{N} Q_n^\top (\hat{\eta}_N) T_n^{-\top} (\theta_0) (R_N^n - \bar{R}^n) (\hat{\eta}_N - \bar{\eta}^{n(N)}), \quad (84)
\end{aligned}$$

where, for sufficiently large  $N$ , w.p.1,

$$\begin{aligned}
& \left\| \sqrt{N} Q_n^\top (\hat{\eta}_N) T_n^{-\top} (\theta_0) (R_N^n - \bar{R}^n) (\hat{\eta}_N - \bar{\eta}^{n(N)}) \right\| \leq \\
& \leq \|Q_n(\hat{\eta}_N)\| \left\| T_n^{-1}(\theta_0) \right\| \sqrt{N} \|R_N^n - \bar{R}^n\| \left\| \hat{\eta}_N - \bar{\eta}^{n(N)} \right\| \leq \\
& \leq C\sqrt{N} \|R_N^n - \bar{R}^n\| \left\| \hat{\eta}_N - \bar{\eta}^{n(N)} \right\|, \quad (85)
\end{aligned}$$

due to (42) and (56). From Proposition 2 and Proposition 3,

$$\begin{aligned}
& \sqrt{N} \|R_N^n - \bar{R}^n\| \left\| \hat{\eta}_N - \bar{\eta}^{n(N)} \right\| = \\
& = \mathcal{O} \left( 2 \frac{n^{3/2}(N) \log N}{\sqrt{N}} (1 + d(N)) \right. \\
& \quad \left. + C \sqrt{\frac{n^2(N) \log N}{N}} \sqrt{\frac{n^3(N)}{N}} (1 + d(N)) \right),
\end{aligned}$$

which tends to zero due to (82), Condition D2 in Assumption 4, and (30). Then, from (85), the second term on the right side of (84) tends to zero, as  $N \rightarrow \infty$ , w.p.1. Thus,

$$\sqrt{N} Q_n^\top (\hat{\eta}_N) T_n^{-\top} (\theta_0) \bar{R}^n (\hat{\eta}_N - \bar{\eta}^{n(N)}) \quad (86)$$

and  $x(\theta_0; \hat{\eta}_N, \hat{\theta}_N^{\text{LS}})$  have the same asymptotic distribution and covariance, so we will analyze (86) instead.

Finally, we write (86) as

$$\begin{aligned}
& \sqrt{N} Q_n^\top (\hat{\eta}_N) T_n^{-\top} (\theta_0) \bar{R}^n (\hat{\eta}_N - \bar{\eta}^{n(N)}) = \\
& = \sqrt{N} Q_n^\top (\eta_0^{n(N)}) T_n^{-\top} (\theta_0) \bar{R}^n (\hat{\eta}_N - \bar{\eta}^{n(N)}) \\
& \quad + \sqrt{N} [Q_n(\hat{\eta}_N) - Q_n(\eta_0^{n(N)})]^\top T_n^{-\top} (\theta_0) \bar{R}^n (\hat{\eta}_N - \bar{\eta}^{n(N)}) \\
& \quad + \sqrt{N} [Q_n(\bar{\eta}^{n(N)}) - Q_n(\eta_0^{n(N)})]^\top T_n^{-\top} (\theta_0) \bar{R}^n (\hat{\eta}_N - \bar{\eta}^{n(N)}). \quad (87)
\end{aligned}$$

The second term on the right side of (87) satisfies, for sufficiently large  $N$ , w.p.1,

$$\begin{aligned}
& \left\| \sqrt{N} [Q_n(\hat{\eta}_N) - Q_n(\eta_0^{n(N)})]^\top T_n^{-\top} (\theta_0) \bar{R}^n (\hat{\eta}_N - \bar{\eta}^{n(N)}) \right\| \leq \\
& \leq \left\| T_n^{-1}(\theta_0) \right\| \left\| \bar{R}^n \right\| \sqrt{N} \left\| Q_n(\hat{\eta}_N) - Q_n(\eta_0^{n(N)}) \right\| \left\| \hat{\eta}_N - \bar{\eta}^{n(N)} \right\| \\
& \leq C_1 \sqrt{N} \left\| Q_n(\hat{\eta}_N) - Q_n(\eta_0^{n(N)}) \right\| \left\| \hat{\eta}_N - \bar{\eta}^{n(N)} \right\| \\
& \leq C_2 \sqrt{N} \left\| \hat{\eta}_N - \bar{\eta}^{n(N)} \right\|^2 \\
& = \mathcal{O} \left( \frac{n(N) \log N}{\sqrt{N}} (1 + d(N))^2 \right),
\end{aligned}$$

using (38), (54), (56), and Proposition 2. Because

$$\frac{n(N) \log N}{\sqrt{N}} (1 + d(N))^2 \rightarrow 0, \text{ as } N \rightarrow \infty,$$

as the dominating term decreases at a faster rate than (30), the second term on the right side of (87) tends to zero, as  $N \rightarrow \infty$ , w.p.1. For the third term, using also Proposition 1, we have

$$\begin{aligned}
& \left\| \sqrt{N} [Q_n(\bar{\eta}^{n(N)}) - Q_n(\eta_0^{n(N)})]^\top T_n^{-\top} (\theta_0) \bar{R}^n (\hat{\eta}_N - \bar{\eta}^{n(N)}) \right\| \leq \\
& \leq \left\| T_n^{-1}(\theta_0) \right\| \left\| \bar{R}^n \right\| \sqrt{N} \left\| Q_n(\bar{\eta}^{n(N)}) - Q_n(\eta_0^{n(N)}) \right\| \left\| \hat{\eta}_N - \bar{\eta}^{n(N)} \right\| \\
& \leq C_1 \sqrt{N} \left\| Q_n(\bar{\eta}^{n(N)}) - Q_n(\eta_0^{n(N)}) \right\| \left\| \hat{\eta}_N - \bar{\eta}^{n(N)} \right\| \\
& \leq C_2 \sqrt{N} \left\| \bar{\eta}^{n(N)} - \eta_0^{n(N)} \right\| \left\| \hat{\eta}_N - \bar{\eta}^{n(N)} \right\| \\
& = \mathcal{O} \left( \sqrt{\frac{n(N) \log N}{N}} (1 + d(N)) \sqrt{N} d(N) \right),
\end{aligned}$$

for sufficiently large  $N$ , w.p.1, which tends to zero due to (30) and (31). Thus,  $x(\theta_0; \hat{\eta}_N, \hat{\theta}_N^{\text{LS}})$  and

$$\sqrt{N} Q_n^\top (\eta_0^{n(N)}) T_n^{-\top} (\theta_0) \bar{R}^n (\hat{\eta}_N - \bar{\eta}^{n(N)}) \quad (88)$$

have the same asymptotic distribution and covariance, so we will analyze (88) instead.

Let  $\Upsilon^n := Q_n^\top (\eta_0^{n(N)}) T_n^{-\top} (\theta_0) \bar{R}^n$ . Then, using Proposition 4,

$$\sqrt{N} \Upsilon^n (\hat{\eta}_N - \bar{\eta}^{n(N)}) \sim \text{AsN}(0, P),$$

where  $P$  is given by (76). Finally, using (63), (75), and (76):

$$\sqrt{N} (\hat{\theta}_N^{\text{WLS}} - \theta_0) \sim \text{AsN} \left( 0, \sigma_0^2 M_{\text{CR}}^{-1} \right). \quad \square$$

## REFERENCES

- [1] L. Ljung. *System Identification. Theory for the User*. Prentice-Hall, 1999.
- [2] K. Åström and T. Bohlin. Numerical identification of linear dynamic systems from normal operating records. In *IFAC Symposium on Self-Adaptive Systems*, Teddington, United Kingdom, 1965.
- [3] T. Söderström and P. Stoica. Instrumental variable methods for system identification. *Circuits, Systems and Signal Processing*, 21(1):1–9, 2002.
- [4] P. Young. The refined instrumental variable method: Unified estimation of discrete and continuous-time transfer function models. *Journal Européen des Systèmes Automatisés*, 42:149–179, 2008.
- [5] M. Gilson and P. van den Hof. Instrumental variable methods for closed-loop system identification. *Automatica*, 41(2):241–249, 2005.
- [6] S. Y. Kung. A new identification and model reduction algorithm via singular value decomposition. In *12th Asilomar Conference on Circuits, Systems and Computers*, pages 705–714, Pacific Grove, USA, 1978.
- [7] M. Verhaegen and P. DeWilde. Subspace model identification, part I: The output-error state-space model identification class of algorithms. *International Journal of Control*, 56:1187–1210, 1992.
- [8] P. van Overschee and B. de Moor. N4SID: Subspace algorithms for the identification of combined deterministic-stochastic systems. *Automatica*, 30:75–93, 1994.
- [9] M. Verhaegen. Subspace model identification, part I: The output-error state-space model identification class of algorithms. *Automatica*, 29(4):1027–1040, 1993.
- [10] M. Jansson and B. Wahlberg. A linear regression approach to state-space subspace system identification. *Signal Processing*, 52:103–129, 1996.
- [11] D. Bauer. Asymptotic properties of subspace estimators. *Automatica*, 41(3):359 – 376, 2005.
- [12] A. Chiuso and G. Picci. Consistency analysis of some closed-loop subspace identification methods. *Automatica*, 41(3):377 – 391, 2005.
- [13] C. Sanathanan and J. Koerner. Transfer function synthesis as a ratio of two complex polynomials. *IEEE Transactions on Automatic Control*, 8(1):56–58, 1963.
- [14] A. G. Evans and R. Fischl. Optimal least squares time-domain synthesis of recursive digital filters. *IEEE Transactions on Audio and Electroacoustics*, 21(1):61–65, 1973.
- [15] Y. Bresler and A. Macovski. Exact maximum likelihood parameter estimation of superimposed exponential signals in noise. *IEEE Transactions on Signal Processing*, 34(5):1081–1089, 1986.
- [16] A. K. Shaw. Optimal identification of discrete-time systems from impulse response data. *IEEE Trans. on Signal Processing*, 42(1):113–120, 1994.
- [17] A. K. Shaw, P. Misra, and R. Kumaresan. Identification of a class of multivariable systems from impulse response data: Theory and computational algorithm. *Circuits, Systems and Signal Processing*, 13(6):759–782, 1994.
- [18] P. Lemmerling, L. Vanhamme, S. van Huffel, and B. de Moor. IQML-like algorithms for solving structured total least squares problems: a unified view. *Signal Processing*, 81:1935–1945, 2001.
- [19] K. Steiglitz and L. E. McBride. A technique for the identification of linear systems. *IEEE Trans. on Automatic Control*, 10:461–464, 1965.
- [20] J. H. McClellan and D. Lee. Exact equivalence of the Steiglitz-McBride iteration and IQML. *IEEE Transactions on Signal Processing*, 39(2):509–5012, 1991.
- [21] P. Stoica and T. Soderstrom. The Steiglitz-McBride identification algorithm revisited—convergence analysis and accuracy aspects. *IEEE Transactions on Automatic Control*, 26(3):712–717, 1981.
- [22] T. Söderström, P. Stoica, and B. Friedlander. An indirect prediction error method for system identification. *Automatica*, 27(1):183–188, 1991.
- [23] M. Jansson. Subspace identification and ARX modeling. In *IFAC Symposium on System Identification*, Rotterdam, The Netherlands, 2003.
- [24] B. Wahlberg. Model reduction of high-order estimated models: the asymptotic ML approach. *Int. Journal of Control*, 49(1):169–192, 1989.
- [25] Y. Zhu. *Multivariable System Identification for Process Control*. Pergamon, 2001.
- [26] Y. Zhu and H. Hjalmarsson. The Box-Jenkins Steiglitz-McBride algorithm. *Automatica*, 65:170–182, 2016.
- [27] N. Everitt, M. Galrinho, and H. Hjalmarsson. Open-loop asymptotically efficient model reduction with the Steiglitz-McBride method. *under review at Automatica (arXiv:1610.08534)*.
- [28] M. Galrinho, C. R. Rojas, and H. Hjalmarsson. A weighted least-squares method for parameter estimation in structured models. In *53rd IEEE Conference on Decision and Control*, pages 3322–3327, Los Angeles, USA, 2014.
- [29] U. Forssell and L. Ljung. Closed-loop identification revisited. *Automatica*, 35:1215–1241, 1999.
- [30] L. Ljung and B. Wahlberg. Asymptotic properties of the least-squares method for estimating transfer functions and disturbance spectra. *Advances in Applied Probabilities*, 24:412–440, 1992.
- [31] T. Kailath, A. H. Sayed, and B. Hassibi. *Linear Estimation*. Prentice-Hall, 2000.
- [32] M. Galrinho, C. R. Rojas, and H. Hjalmarsson. Convergence and variance analysis of semi-parametric weighted null-space fitting. *submitted to IEEE Transactions on Signal Processing*.
- [33] M. Galrinho, C. R. Rojas, and H. Hjalmarsson. On estimating initial conditions in unstructured models. In *54th IEEE Conference on Decision and Control*, pages 2725–2730, Osaka, Japan, 2015.
- [34] P. Stoica and M. Jansson. MIMO system identification: state-space and subspace approximations versus transfer function and instrumental variables. *IEEE Trans. on Signal Processing*, 48(11):3087–3099, 2002.
- [35] V. Peller. *Hankel operators and their applications*. Springer, 2003.
- [36] T. Söderström and P. Stoica. *System Identification*. Prentice Hall, 1989.

PLACE  
PHOTO  
HERE

**Miguel Galrinho** was born in 1988. He received his M.S. degree in aerospace engineering in 2013 from Delft University of Technology, The Netherlands, and the Licentiate degree in automatic control in 2016 from KTH Royal Institute of Technology, Stockholm, Sweden.

He is currently a PhD student at KTH, with the Department of Automatic Control, School of Electrical Engineering, under supervision of Professor Håkan Hjalmarsson. His research is on least-squares methods for identification of structured models.

PLACE  
PHOTO  
HERE

**Cristian R. Rojas** (M'13) was born in 1980. He received the M.S. degree in electronics engineering from the Universidad Técnica Federico Santa Mara, Valparaso, Chile, in 2004, and the Ph.D. degree in electrical engineering at The University of Newcastle, NSW, Australia, in 2008.

Since October 2008, he has been with the Royal Institute of Technology, Stockholm, Sweden, where he is currently Associate Professor at the Department of Automatic Control, School of Electrical Engineering. His research interests lie in system identification

and signal processing.

PLACE  
PHOTO  
HERE

**Håkan Hjalmarsson** (M'98–SM'11–F'13) was born in 1962. He received the M.S. degree in electrical engineering in 1988, and the Licentiate and Ph.D. degrees in automatic control in 1990 and 1993, respectively, all from Linköping University, Linköping, Sweden.

He has held visiting research positions at California Institute of Technology, Louvain University, and at the University of Newcastle, Australia. His research interests include system identification, signal processing, control and estimation in communication networks and automated

tuning of controllers. Dr. Hjalmarsson has served as an Associate Editor for *Automatica* (1996–2001) and for the *IEEE Transactions on Automatic Control* (2005–2007), and has been Guest Editor for the *European Journal of Control* and *Control Engineering Practice*. He is a Professor at the School of Electrical Engineering, KTH, Stockholm, Sweden. He is a Chair of the IFAC Coordinating Committee CCI Systems and Signals. In 2001, he received the KTH award for outstanding contribution to undergraduate education. He is co-recipient of the European Research Council advanced grant.