

Extreme Low Resolution Activity Recognition with Multi-Siamese Embedding Learning

Michael S. Ryoo^{1,2}, Kiyoon Kim^{1,3}, Hyun Jong Yang^{1,3}

¹EgoVid Inc., Daejeon, South Korea

²Indiana University, Bloomington, IN, USA

³Ulsan National Institute of Science and Technology, Ulsan, South Korea
{mryoo, hjyang}@egovid.com

Abstract

This paper presents an approach for recognizing human activities from *extreme low resolution* (e.g., 16x12) videos. Extreme low resolution recognition is not only necessary for analyzing actions at a distance but also is crucial for enabling privacy-preserving recognition of human activities. We design a new two-stream multi-Siamese convolutional neural network. The idea is to explicitly capture the inherent property of low resolution (LR) videos that two images originated from the exact same scene often have totally different pixel values depending on their LR transformations. Our approach learns the shared embedding space that maps LR videos with the same content to the same location regardless of their transformations. We experimentally confirm that our approach of jointly learning such transform robust LR video representation and the classifier outperforms the previous state-of-the-art low resolution recognition approaches on two public standard datasets by a meaningful margin.

Introduction

Although there has been a large amount of progress in human activity recognition research in the past years (Aggarwal and Ryoo 2011; Simonyan and Zisserman 2014; Ng et al. 2015; Tran et al. 2015), most of the existing works assume that region-of-interest (ROI) in videos are large enough. The assumption is that each video region corresponding to an activity has a high enough resolution, allowing the recognition model to capture detailed motion and appearance changes. However, there are several cases where this assumption does not hold. For instance, in far-field recognition scenarios (i.e., detecting human activities at a distance), humans are usually very far away from the camera and each ROI often has just a few pixels within. This happens commonly in visual surveillance cameras (Efros et al. 2003; Reddy et al. 2012), required to cover a large area while having a low native resolution due to their cost.

Furthermore, there are situations where one wants to intentionally avoid taking high-resolution (HR) videos because of a privacy concern. High resolution cameras including robot cameras and wearable cameras are becoming increasingly available at both public and private places, and we are afraid of them recording privacy-sensitive videos of us without consent. For example, if such camera system at home (for home security or smart home services) is




Figure 1: Example LR images generated by applying different LR transforms (with slightly different translations) to a single HR image. Red boxes indicate pixels of the humans. Although these LR images (right) are all from the identical HR frame (left), their pixel values become very different.

cracked by a hacker, there is a risk of one's 24/7 private life being monitored/recorded by someone else. The paradigm of using extreme low resolution (e.g., 16x12) anonymized videos for *privacy-preserving* activity recognition is able to address such societal concern of unwanted video taking at the fundamental-level. Human faces in extreme LR videos are not identifiable (e.g., they are much smaller than 5x5), naturally prohibiting the recognition process from accessing privacy-sensitive face information. This allows designing the device (e.g., a robot) that does not record HR videos while still recognizing what is going on around it for its operation. Although extreme low resolution videos are not the only privacy-preserving data (e.g., super-pixelated

frames could also be privacy-preserving), they probably are the most computation (and hardware) efficient data to obtain/process and a number of recent research (Dai et al. 2015; Ryoo et al. 2017) studied such direction.

Motivated by such demands, there were several previous studies on extreme low resolution object/activity recognition (Dai et al. 2015; Wang et al. 2016; Ryoo et al. 2017; Chen et al. 2017; Cheng et al. 2017). The learning in previous approaches was typically done by resizing each original high resolution training sample to a LR sample and using it as a training data. On the other hand, although the recognition methods are required to only use extreme low resolution data in the testing phase, it is a realistic assumption to use publicly available HR data (e.g., YouTube videos) for their learning in the training phase. Several previous works took such direction/assumption (Wang et al. 2016; Ryoo et al. 2017; Chen et al. 2017; Cheng et al. 2017) for the better LR recognition and obtained promising results.

However, most of the previous works were limited in the aspect that they seldom considered the intrinsic property of low resolution sensors: In LR images, due to the inherent limitation what a single pixel can capture from the scene, two images originated from the exact same scene often have totally different pixel (i.e., RGB) values. Camera transformations (particularly motion transformations (Yang and Huang 2010)) such as sub-pixel translations and rotations influence the image data significantly. Figure 1 shows an example. Depending on the transformations, LR images from the exact same scene become different visual data.

In this paper, we propose a new low resolution classification approach that explicitly takes such property into account to enable better recognition of human activities from LR videos. The idea is that multiple LR videos (e.g., Figure 1) corresponds to a single HR video and thus should ideally be embedded to the same representation (to be used for the classification). That is, the intermediate representations corresponding to these LR videos should be very similar, mapping the videos to the same point in the embedding space. Once such embedding space is jointly learned with its classifier, when a new LR video is provided in the testing phase, the model can map the video to its corresponding embedding location regardless of its (unknown) LR transform. This means that the classifier becomes invariant to sub-pixel transforms (e.g., affine transforms including translation, scaling, and rotation) of the LR camera. A new multi-Siamese Convolutional Neural Network (CNN) architecture is designed to learn the optimal embeddings for LR videos.

We experimentally confirm that our concept of posing an additional constraint in the representation (i.e., embedding) learning that “LR videos corresponding to the same HR videos should be identical/similar” obtains better performance than the conventional approach of learning a classifier with the exact same number of augmented LR training videos. Our approach jointly optimizes the video representation and the classifier for the best LR activity recognition, obtaining superior performances to prior works.

Related works

Human activity recognition is an important research area actively studied since 1990s (Aggarwal and Ryoo 2011). In the past 3 years, approaches taking advantage of video-based convolutional neural networks showed particularly successful results in activity recognition. These not only include the approaches to capture relatively short-term (e.g., 15 frames) motion in videos such as two-stream CNN (Simonyan and Zisserman 2014) and C3D (Tran et al. 2015), but also include those to capture longer-term temporal structure like long-term temporal convolution (Varol, Laptev, and Schmid 2016) and temporal attention filters (Piergiovanni, Fan, and Ryoo 2017). Use of recurrent neural networks (RNNs) to model sequential changes in activity videos also have been popular (Ng et al. 2015; Yeung et al. 2016). The approaches obtained successful results particularly in video classification. However, they did not consider activity recognition from low resolution videos (their target resolution was at least 200x200) and thus was not suitable for LR recognition as they are.

There have been more recent works on extreme low resolution activity recognition (Dai et al. 2015; Ryoo et al. 2017; Chen et al. 2017; Cheng et al. 2017). Some of these works focused on obtaining better low resolution features (Dai et al. 2015). Other works focused on taking advantage of high resolution training videos to learn better LR decision boundaries. The idea was that one high-resolution training image/video contains more information than just a single low-resolution data. (Ryoo et al. 2017) considered that multiple different LR transforms can be used to increase the number of training data from a single HR video, although it did not attempt any LR representation learning. (Chen et al. 2017) took advantage of the LR face recognition approach introduced in (Wang et al. 2016); they designed the video version of (Wang et al. 2016). Features to be shared in both HR and LR videos were learned in this approach. However, it did not take advantage of the fact that there can be multiple LR transforms, and its recognition accuracy was thus limited.

There were previous works on Siamese CNNs for various different computer vision problems (e.g., (Hadsell, Chopra, and LeCun 2006; Bell and Bala 2015; Wang and Gupta 2015)), but we believe this is the first paper to conduct the Siamese embedding learning for low resolution data. Previous Siamese CNNs were not focusing on exploiting the properties of LR data, and we are not aware of any such attempts for LR videos or activity recognition. Our approach is also different from the general data augmentation method increasing the number of training data; our method explicitly learns the intermediate LR embedding while considering sub-pixel transformations in LR videos, thereby becoming transform robust and performing superior.

Our approach

In this section, we describe our approach to recognize human activities from extreme low resolution videos. The key idea is that (1) multiple different LR transforms can be applied to a single HR training video to obtain a set of LR videos and that (2) we can learn the ‘embedding space’ that

explicitly forces intermediate CNN representations of such LR videos to be transform invariant while jointly optimizing them for the classification. We assume the availability of HR training videos from publicly available sources (e.g., YouTube), and present a method to best take advantage of such HR training videos to learn the optimal LR classifier.

Given a set of original HR training videos, the goal is to learn the **embedding space for low resolution videos**, and use the learned embedding for the classification of a new LR testing video. The learned embedding ideally maps LR videos (from the same original HR video) to the same location regardless of their transformations, thereby enabling learning of transform-invariant activity classifiers. Rather than using a hand designed mapping, we use a Siamese CNN architecture while explicitly designing it to handle multiple LR transforms. A two-stream network for extreme LR videos is presented, and a new Siamese architecture with multiple branches for the extreme LR classification (i.e., our multi-Siamese CNN architecture) is introduced.

Low resolution video transforms

Motivated by the finding that the use of multiple different LR transforms benefits the classifier learning (Ryoo et al. 2017), we designed our approach to explicitly take advantage of a set of LR transforms. The main idea is that a single high resolution video contains an equivalent amount of information to a set of low resolution videos, and the recognition approaches can exploit that by applying different LR transforms to a single HR video. We generate n number of low resolution videos (i.e., V_{ik}) for each high resolution training video X_i by applying the set of transforms F_k and D_k :

$$V_{ik} = D_k F_k X_i, \quad k = 1 \dots n. \quad (1)$$

where F_k is the camera motion transformation and D_k is the down-sampling operator. Here, F_k can be any affine transformation, but we consider combinations of translation, scaling, and rotation as our motion transform in this paper. We use the standard average downsampling for D_k .

Unlike (Ryoo et al. 2017) which attempted to learn a smaller subset of transforms computationally efficient for the training of the classifiers, in this paper, we take the strategy of providing a sufficient number of transforms to the classifier, $S = \{F_k\}_{k=1}^n$, and attempt to best take advantage of them to maximize the classification performance. Multiple V_{ik} generated from each training sample X_i will be used for the training of our approach, which we present in the “Multi-Siamese CNN” subsection in more detail.

Two-stream convolutional neural network

We design a new two-stream convolutional neural network model for low resolution videos. Similar to other two-stream CNNs, one stream of our model takes the raw image as its input (spatial stream) and the other stream takes the concatenation optical flows (temporal stream) computed from LR images. We used 16x12 as the spatial resolution of our LR videos. More specifically, our spatial stream takes RGB pixel values of each frame as an input (i.e., the input dimensionality is 16x12x3) and the temporal stream takes 10-frame concatenation of X and Y optical flow images (i.e.,

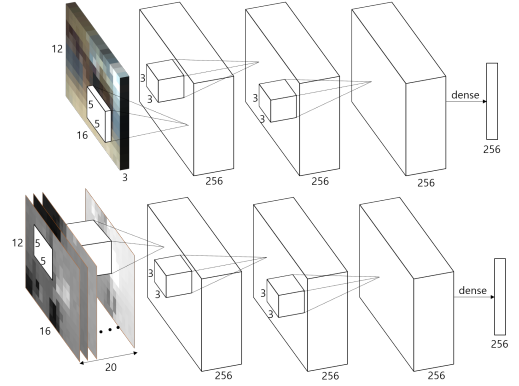


Figure 2: The detailed architecture used in our two-stream CNN designed for 16x12 extreme low resolution videos. This two-stream CNN is applied to each frame of the video.

16x12x20). X and Y optical flow images are constructed by computing “x (and y) optical flow magnitude” per pixel. Figure 2 illustrates parameters used in our two-stream architecture.

We used the TV-L1 optical flow extraction algorithm (Zach, Pock, and Bischof 2007). More specifically, our optical flows are computed by (1) bruteforcely resizing a 16x12 video to 256x256 using a standard bicubic interpolation, (2) applying the dual TV-L1 optical flow algorithm, and (3) resizing the result back to 16x12. No HR information was used in any part of our process, since we assume only one (unlabeled) LR video is provided in the testing phase.

Our two-stream network is applied for each frame of the video, and they are summarized using a temporal pyramid similar to (Ryoo, Rothrock, and Matthies 2015) to generate a single video representation. Let $h(V^t)$ be the two-stream network being applied to each frame V^t of video V at time t . Then, our representation $f(V; \theta)$ is computed by

$$x = f(V; \theta) = fc \left(\max_{t \in [0, T]} h(V^t), \max_{[0, T/2]} h(V^t), \max_{[T/2, T]} h(V^t), \max_{[0, T/4]} h(V^t), \dots \right) \quad (2)$$

where \cdot denotes the vector concatenation operator, T is the number of frames in the video V , and fc denotes a set of fully connected layers to be applied on top of the concatenation. The size of $h(V^t)$ is 512-D: 256×2 . θ is a set of parameters in our CNN, which we need to learn from the training data. Here, \max is a temporal max pooling operator that computes the maximum of each element. In our experiments, the temporal pyramid of level 4 was used (i.e., a total of 15 max pooling). Figure 3 shows the overall architecture.

Attaching more fully connected layers and a softmax layer to $f(V)$ would enable the learning of the activity video classifier. Let g be such layers. Then, $y = g(f(V; \theta))$ where y is the activity class label. Training $g(f(V; \theta))$ with the classification loss using low resolution videos generated using transforms will provide us the basic video classification model.

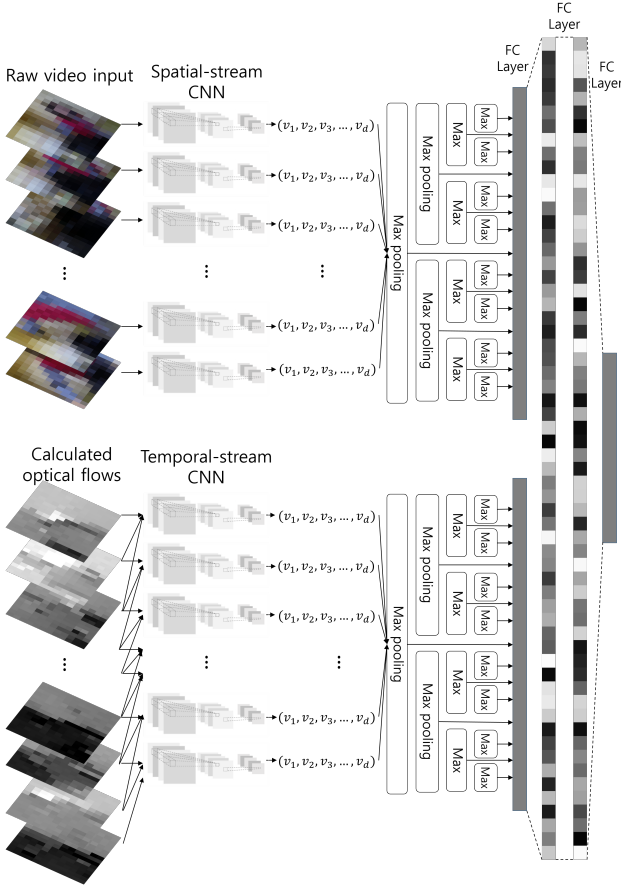


Figure 3: Our two-stream CNN model with temporal pyramid. This applies two-stream models from Figure 2 for each frame, and then takes temporal max pooling with different intervals to perform the video classification.

Multi-Siamese CNN

Although the above two-stream network design is able to classify activity videos by learning model parameters optimized for the classification, it does not consider the property of extreme low resolution videos that different transforms applied to the same scene result different LR data. In order for the classifier to better take advantage of such nature, we require the learning of the embedding space that maps different LR videos with the same semantic content to the same embedding location whatever their transforms are. This embedding (i.e., representation) learning enables training of more generalized (i.e., less overfitted) classifier, jointly optimized for both the embedding and the classification using the learned embedding in an end-to-end fashion.

Siamese CNN: A Siamese neural network is the concept of having two networks sharing the same parameters, often used to learn the similarity measure between two inputs (Hadsell, Chopra, and LeCun 2006; Bell and Bala 2015). The objective of a Siamese network (with a contrastive loss function) is to learn the embedding space that places similar items (i.e., LR videos in our case) nearby. More specifically,

it is trained with positive and negative pairs of items as training examples, where a positive pair corresponds to samples that need to stay close in the embedding space and a negative pair corresponds to samples that need to stay far away.

Let $x = f(V; \theta)$ be our CNN. Then, during the training, we are obtaining $x_i = f(V_i; \theta)$ and $x_j = f(V_j; \theta)$ by applying the same copies of the network $f(V; \theta)$ twice to any LR video V_i and V_j , where (x_i, x_j) can either be a positive pair or a negative pair. The contrastive loss to learn the network parameters θ is described as below:

$$L_{siam}(\theta) = \sum_{(i,j)}^B y'_{(i,j)} \|x_i - x_j\|_2^2 + (1 - y'_{(i,j)}) \max(0, m - \|x_i - x_j\|_2)^2 \quad (3)$$

where m is a predetermined margin, B is the batch of LR training examples being used, and i and j are the indexes of training pairs in the batch. $y'_{(i,j)}$ is a binary variable, which is 1 for positive pairs and 0 for negative pairs.

In our LR recognition embedding learning, a positive pair is composed of two LR videos originated from the same HR video, and a negative pair is composed of any two LR videos from different HR videos. Furthermore, since our objective is to finally classify LR videos by learning $y = g(f(V; \theta))$, we need to train the network with the combined loss function as below:

$$L(\theta) = \lambda_1 L_{siam}(\theta) + \lambda_2 L_{class}(\theta) \quad (4)$$

where $L_{class}(\theta)$ is the standard classification loss of the network $y = g(f(V; \theta))$, and λ_1 and λ_2 are the weights.

Multi-Siamese CNN: Different from the standard Siamese network that only has two copies (i.e., branches) of the network sharing parameters, we designed a new model with $2 \cdot n$ network copies sharing the same parameters θ for $f(V; \theta)$. The idea is to make each copy correspond to each of the n different LR transformations (i.e., F_k), so that we can enforce their embedding distance to be small using a contrastive loss. In addition, we have n more copies of the network to form negative training pairs by using videos not corresponding to the scene of the first n branches. Figure 4 illustrates our network.

Let $x_{ik} = f(V_{ik}; \theta)$, where V_{ik} is obtained by applying the transform F_k to X_i . Based on the batch B of ‘original HR training videos’, we randomly prepare two types of batches: B_1 is a batch of LR videos generated from a single HR video X_i , and B_2 is a batch with randomly selected LR videos. We use B_1 to generate positive pairs, and B_1 and B_2 to generate negative pairs. The sizes of B_1 and B_2 have to be n . For each example X_i in B , we apply n different LR transforms to get B_1 , and provide each of the resulting $V_{ik} = D_k F_k X_i$ to the first n branches of our multi-Siamese network. The LR examples V_j in B_2 are provided to the remaining n branches of the Siamese network directly. Our

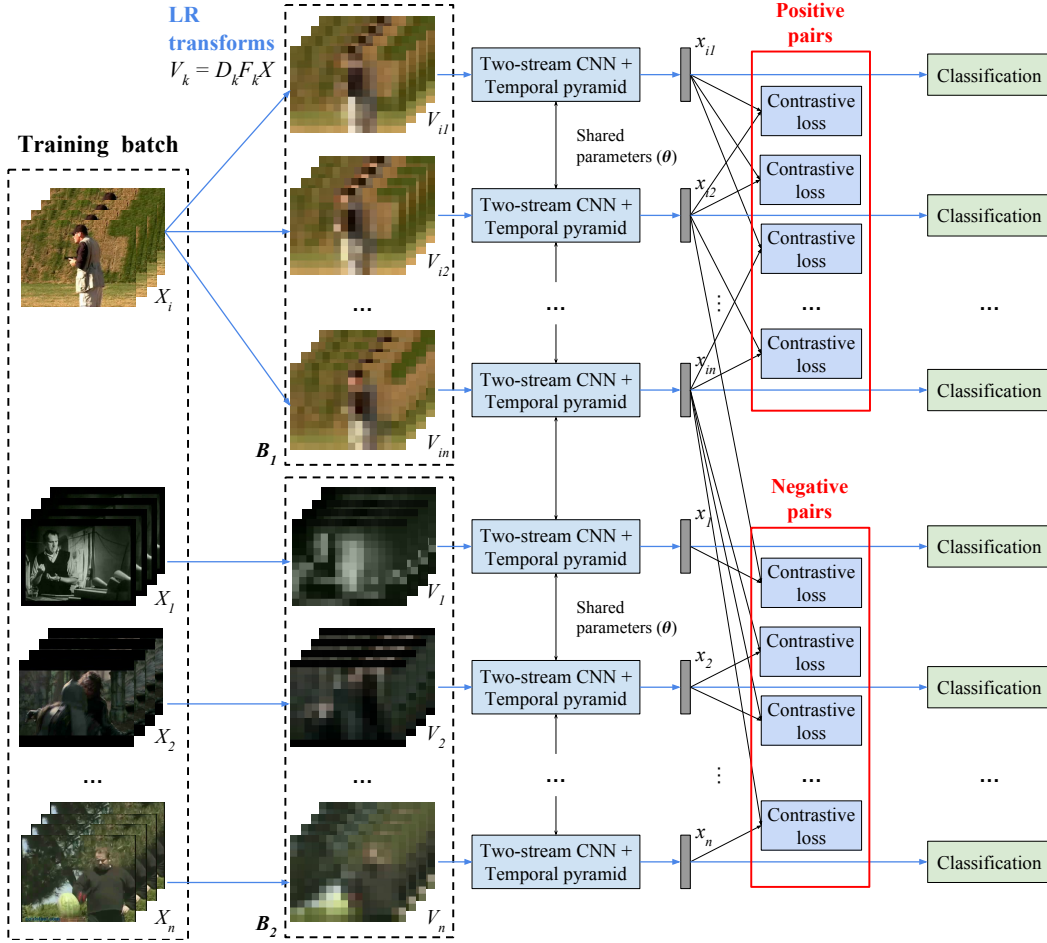


Figure 4: ‘Training’ process of our multi-Siamese CNNs. It takes advantage of both contrastive and classification losses. It has $2 \cdot n$ branches sharing the parameters for the embedding and the classifier learning. In the actual testing phase, we only take advantage of one branch, applying it to each unknown low resolution test video for the classification.

new loss function is formulated as:

$$L_{multi}(\theta) = \sum_{i \in B} \left[\sum_{(k,l) \in B_1} \|x_{ik} - x_{il}\|_2^2 + \max(0, n^2 \cdot m^2 - (\sum_k \sum_{j \in B_2} \|x_{ik} - x_j\|_2^2)) \right] \quad (5)$$

That is, in our model, we consider multiple LR transforms simultaneously for the embedding learning. The new loss function essentially takes every pair of n LR transforms as positive pairs, and also considers the same number of negative pairs using a separate batch.

The final loss function is computed by combining the above multi-Siamese contrastive loss and the standard classification loss as done in Equation 4: $L(\theta) = \lambda_1 L_{multi}(\theta) + \lambda_2 \sum L_{class}(\theta)$. The overall process of our multi-Siamese embedding and classifier learning is summarized in Figure 4. This can be more specifically viewed as a Siamese CNN

with multiple contrastive loss (from different LR pairs) combined. It is generalizing and extending the Siamese embedding learning beyond triplets by explicitly considering the multi-pairing of LR transforms.

We used three fully connected layers for the embedding learning and the classification. After the temporal pyramid, we obtain an intermediate representation of 7680-D per video (i.e., $15 \times 256 \times 2$). We then have the two fully connected layers with size 8192. Our embedding learning was done after this 2nd fully connected layer, making our x to have the dimensionality of 8192-D. The classification was performed by having one more fully connected layer and one soft max layer on top of that.

Notice that our model relies on the multi-Siamese contrastive loss only during the ‘training’ process. Once trained (i.e., once the embedding space is learned), in the testing phase, it is a standard feedforward convolutional neural network. It takes exactly the same amount of computation time compared to the baseline (i.e., two-stream temporal pyramid CNN) model to classify an unknown video segment.

Experiments

Dataset and setting

16x12 HMDB dataset: HMDB dataset (Kuehne et al. 2011) is one of the most widely used public video datasets containing more than 7000 videos with 51 different action classes. The dataset is composed of the videos mostly collected from YouTube, including movie scenes. It often serves as a standard benchmark for the evaluation of activity classification. HMDB dataset was also used in (Ryoo et al. 2017) and (Chen et al. 2017) for the extreme low resolution recognition evaluation. We used the HMDB dataset to allow directly comparison between our approach and those previous works.

We resized the HMDB videos to 16x12 using the average downsampling, while also including the lens blur term and the Gaussian noise term. For the videos with non-4:3 aspect ratio, a center cropping was used. The standard evaluation setting of the dataset using 3 provided training/testing splits was followed, performing the 51-class video classification.

16x12 DogCentric dataset: DogCentric dataset (Iwashita et al. 2014) is a smaller scale dataset (compared to HMDB), consisting of more than 200 videos with 10 different activity classes. The videos in the dataset are taken from a wearable camera, mounted on top of dogs. Such videos, taken from the actor’s own viewpoint, are often called first-person videos or egocentric videos. We use this dataset to test the ability of our approach to reliably recognize activities from LR videos taken with wearable cameras. This dataset was also used in (Ryoo et al. 2017) as their main dataset for the evaluation. Identical to the HMDB dataset case, we resized the videos to 16x12 for its testing. We followed the standard evaluation setting of the dataset, using 10 random half-training/half-testing splits.

Hardcore Henry movie: We newly annotated events in a first-person movie called “Hardcore Henry (2015)”, and obtained 16x12 videos from them. It is an action movie entirely taken with first-person wearable cameras. The idea was to evaluate whether we can recognize surveillance-type actions (e.g., violence) from a wearable camera where privacy-protection is most necessary. Action durations are around 3 seconds, and the task was to do binary classification of each unknown video segment (i.e., whether the segment corresponds to the action or not). A total of 67 ‘threat’ event segments (e.g., the person getting hit, falling, ...) and 687 other segments (i.e., negative samples like ‘running’) were annotated, and they were used for the evaluation. This is a relatively easier dataset compared to HMDB or DogCentric, in the aspect that clear camera motion caused by the event (i.e., the camera falling) is very visible even in LR.

Figure 5 shows examples of our extreme LR videos.

Baselines

In addition to the previous works we are comparing our proposed approach against (Ryoo et al. 2017; Chen et al. 2017), we implemented several baselines. We implemented (1) the basic one-stream CNN only taking advantage of RGB pixels values of the frame and (2) our two-stream CNN. Using




Figure 5: Example videos of the HMDB and DogCentric datasets. The upper rows show the original HR videos and the lower rows show the 16x12 extreme low resolution videos we use in our experiments. The first two videos are from HMDB and the other two videos are from DogCentric.

these two CNNs as base components, on top of them, we evaluated three different learning approaches: We tested (i) learning these models without using multiple LR transforms (i.e., only one LR transform per training video was used). We also tested (ii) learning the models with multiple LR transforms but without the embedding learning, to compare them against (iii) our approach of using Siamese embedding learning described in the previous section. As a result, a total of 2x3 methods were tested.

The approach (ii) can be viewed as a standard data augmentation (DA) method commonly used in previous works (e.g., (Karpathy et al. 2014)), using the exact same set of LR training videos as our approach (iii) is using. The comparison between (ii) and (iii) will confirm the benefit of our approach.

Training

The baselines and our approaches used the same amount of training videos provided in each dataset setting.

There were two stages in our learning process. In the first stage, we trained the two streams of our network separately using per-frame labels. The spatial stream of our two-stream network (taking a RGB frame as an input) was pre-trained using the ImageNet dataset on object classification task. The temporal stream was trained directly based on optical flows from HMDB video frames. Once such first-stage training is done, in the second stage, our entire model with the Siamese CNN architecture and the attached classifier is jointly trained. Both the activity classification loss and the contrastive loss were used to train the model in our approach.

The number of LR transforms we used in our experiments (i.e., n) was 75. We considered the translation of $\{-5, -2.5, 0, +2.5, +5\}\%$ in X direction and of $\{-5, 0, +5\}\%$ in Y direction, providing us a total of 15 motion transforms F_k . In addition, we have three different rotations with the angle $\{-10, -5, 0, 5, 10\}$ degrees, giving us a total of 75 transforms. These 75 transforms were used as our $S = \{F_k\}_{k=1}^{75}$.

For the training of the models, a standard early stopping strategy using validation errors was used to check the convergence, avoiding overfitting. Because of the fact that there is randomness in the CNN training, we repeated our experiments for 10 times and are reporting the mean and standard deviations.

Evaluation

We first conducted experiments with the HMDB dataset resized to 16x12, measuring 51-class classification accuracies. A total of six methods mentioned above (i.e., 5 baselines and our approach) were first compared. Table 1 illustrates the accuracies obtained by these six methods. We are able to observe that our proposed LR two-stream CNN performs a lot better than the single-stream version of the same approach. Furthermore, we can confirm that our concept of using multiple LR transforms and learning the embedding space using our ‘multi-Siamese architecture’ is meaningfully benefiting the overall classification of the activities.

Although the ‘data augmentation’ and our ‘multi-Siamese’ method take advantage of the exact same amount of LR training videos, our method obtained superior results. Our multi-Siamese uses the contrastive loss to explicitly benefit from the knowledge that “intermediate representations caused by different LR transformations should stay similar”, thereby learning transform-invariant embedding space. This allows the learning of the classifier more robust to transforms and less overfitted to the training data.

In Table 2, we compare our approach with the reported results of the state-of-the-arts. In addition to the reported performances, we also tested the ResNet with 32 layers (He et al. 2016). The ResNet was pre-trained with 16x12 ImageNet and fine-tuned with 16x12 HMDB frames. We are able to clearly confirm that our proposed approach significantly outperforms the recent previous works, with more than +8% gap. Our approach with the embedding learning using the

Table 1: Classification accuracies (%) measured with the 16x12 HMDB dataset. We report the performances of these different approaches obtained from multiple training epochs with the standard early stopping strategy. We are reporting the mean and standard deviation of each method.

Approach	One-Stream	Two-Stream
Baseline CNN	25.08 \pm 0.40	31.50 \pm 0.30
Data augmentation	25.17 \pm 0.24	35.34 \pm 0.41
Our multi-Siamese	26.21 \pm 0.27	37.70 \pm 0.17

Table 2: A table comparing our approach with previous state-of-the-arts on the **16x12** HMDB dataset. Note that (Chen et al. 2017) is the two-stream version of (Wang et al. 2016), extending it for the video recognition.

Approach	Accuracy
3-layer CNN (Ryoo et al. 2017)	20.81 %
ResNet-32 (He et al. 2016)	22.37 %
PoT (Ryoo, Rothrock, and Matthies 2015)	26.57 %
ISR (Ryoo et al. 2017)	28.68 %
(Chen et al. 2017)	29.2 %
Our two-stream CNN with pyramid	31.50 %
Ours	37.70 %

two-stream multi-Siamese CNN obtained the best known result on the 16x12 activity recognition. Our approach was particularly effective for HMDB videos, since humans appearing in the videos are very small, causing LR videos to have very different pixel values per transform. Our approach captures such properties using the multi-Siamese embedding learning, thus obtaining a much superior performance.

In addition, we conducted the same set of experiments with the DogCentric activity dataset. Five baseline approaches were compared against our approach in Table 3 as it was done with HMDB, and Table 4 shows classification accuracies of the state-of-the-art extreme low resolution activity recognition approaches compared with ours. We confirm once more that our approach obtains the best accuracy on this low resolution activity recognition task.

Finally, we checked our method’s ability to perform binary event detection given segments from continuous videos using the Hardcore Henry dataset. We measured the precision and recall values of detecting the ‘threat’ event. F1-scores based on the precision and recall are measured. The results were: baseline 0.838 vs. data augmentation 0.871 vs. our multi-Siamese 0.885.

Our approach runs in real-time (~ 50 fps) on a Nvidia Jetson TX2 mobile GPU card with the TensorFlow library, when the Farneback algorithm is used for optical flows.

Conclusion

We presented a new approach for human activity recognition from extreme low resolution videos. A new two-stream Siamese convolutional neural networks was designed for the low resolution videos. The idea was to explicitly capture the inherent property of LR videos that two images originated

Table 3: Classification accuracies (%) measured with the 16x12 DogCentric dataset. We report the average performance of the approaches.

Approach	One-Stream	Two-Stream
Baseline CNN	53.05	61.25
Data augmentation	57.61	68.09
Our multi-Siamese	59.08	69.43

Table 4: Comparing our approach with previous state-of-the-art results reported on the **16x12** DogCentric activity dataset. (Wang and Schmid 2013) performed poorly since no trajectories were extracted from 16x12.

Approach	Accuracy
Iwashita et al. (Iwashita et al. 2014)	46.2 %
ITF (Wang and Schmid 2013)	10.0 %
PoT (Ryoo, Rothrock, and Matthies 2015)	64.6 %
ISR (Ryoo et al. 2017)	67.36 %
Our two-stream CNN with pyramid	61.25 %
Ours	69.43 %

from the exact same scene often have totally different pixel (i.e., RGB) values depending on their LR transformations. Our approach learns the shared embedding space that maps LR videos with the same content to the same location regardless of their transformations, while jointly optimizing it for the classification. Our experimental results confirmed that the proposed method outperforms all previous works by a meaningful margin.

Acknowledgement

This research was conducted as a part of EgoVid Inc.’s research activity on privacy-preserving computer vision. This research was supported by the Tech Incubator Program for Startup Korea (TIPS), “deep learning-based low resolution video analysis,” and the Miraeholdings grant funded by the Korean government (Ministry of Science and ICT). Yang is the corresponding author.

References

Aggarwal, J. K., and Ryoo, M. S. 2011. Human activity analysis: A review. *ACM Computing Surveys* 43:16:1–16:43.

Bell, S., and Bala, K. 2015. Learning visual similarity for product design with convolutional neural networks.

Chen, J.; Wu, J.; Konrad, J.; and Ishwar, P. 2017. Semi-coupled two-stream fusion convnets for action recognition at extremely low resolutions. In *WACV*.

Cheng, B.; Wang, Z.; Zhang, Z.; Li, Z.; Liu, D.; Yang, J.; Huang, S.; and Huang, T. S. 2017. Robust emotion recognition from low quality and low bit rate video: A deep learning approach. In *ACII*.

Dai, J.; Saghafi, B.; Wu, J.; Konrad, J.; and Ishwar, P. 2015. Towards privacy-preserving recognition of human activities. In *ICIP*.

Efros, A. A.; Berg, A. C.; Mori, G.; and Malik, J. 2003. Recognizing action at a distance. In *ICCV*.

Hadsell, R.; Chopra, S.; and LeCun, Y. 2006. Dimensionality reduction by learning an invariant mapping. In *CVPR*.

He, K.; Zhang, X.; Ren, S.; and Sun, J. 2016. Deep residual learning for image recognition. In *CVPR*.

Iwashita, Y.; Takamine, A.; Kurazume, R.; and Ryoo, M. S. 2014. First-person animal activity recognition from egocentric videos. In *ICPR*.

Karpathy, A.; Toderici, G.; Shetty, S.; Leung, T.; Sukthankar, R.; and Fei-Fei, L. 2014. Large-scale video classification with convolutional neural networks. In *CVPR*.

Kuehne, H.; Jhuang, H.; Garrote, E.; Poggio, T.; and Serre, T. 2011. HMDB: a large video database for human motion recognition. In *ICCV*.

Ng, J. Y.; Hausknecht, M. J.; Vijayanarasimhan, S.; Vinyals, O.; Monga, R.; and Toderici, G. 2015. Beyond short snippets: Deep networks for video classification. In *CVPR*.

Piergiovanni, A.; Fan, C.; and Ryoo, M. S. 2017. Learning latent sub-events in activity videos using temporal attention filters. In *AAAI*.

Reddy, K. K.; Cuntoor, N.; Perera, A.; and Hoogs, A. 2012. Human action recognition in large-scale datasets using histogram of spatiotemporal gradients. In *IEEE International Conference on Advanced Video and Signal-Based Surveillance (AVSS)*, 106–111.

Ryoo, M. S.; Rothrock, B.; Fleming, C.; and Yang, H. J. 2017. Privacy-preserving human activity recognition from extreme low resolution. In *AAAI*.

Ryoo, M. S.; Rothrock, B.; and Matthies, L. 2015. Pooled motion features for first-person videos. In *CVPR*.

Simonyan, K., and Zisserman, A. 2014. Two-stream convolutional networks for action recognition in videos. In *NIPS*.

Tran, D.; Bourdev, L.; Fergus, R.; Torresani, L.; and Paluri, M. 2015. Learning spatiotemporal features with 3D convolutional networks. In *ICCV*.

Varol, G.; Laptev, I.; and Schmid, C. 2016. Long-term temporal convolutions for action recognition. *arXiv:1604.04494*.

Wang, X., and Gupta, A. 2015. Unsupervised learning of visual representations using videos. In *CVPR*, 2794–2802.

Wang, H., and Schmid, C. 2013. Action recognition with improved trajectories. In *ICCV*.

Wang, Z.; Chang, S.; Yang, Y.; Liu, D.; and Huang, T. S. 2016. Studying very low resolution recognition using deep networks. In *CVPR*.

Yang, J., and Huang, T. 2010. Image super-resolution: historical overview and future challenges. In Milanfar, P., ed., *Super-resolution imaging*. CRC Press.

Yeung, S.; Russakovsky, O.; Mori, G.; and Fei-Fei, L. 2016. End-to-end learning of action detection from frame glimpses in videos. In *CVPR*.

Zach, C.; Pock, T.; and Bischof, H. 2007. A duality based approach for realtime TV-L 1 optical flow. *Pattern Recognition* 214–223.