

# Seating Assignment Using Constrained Signed Spectral Clustering

**João Sedoc**

Computer & Information Science  
University of Pennsylvania  
joao@cis.upenn.edu

**Aline Normoyle**

Computer & Information Science  
University of Pennsylvania  
alinen@seas.upenn.edu

## Abstract

In this paper, we present a novel method for constrained cluster size signed spectral clustering (CSS) which allows us to subdivide large groups of people based on their relationships. In general, signed clustering only requires  $K$  hard clusters and does not constrain the cluster sizes. We extend signed clustering to include cluster size constraints. Using an example of seating assignment, we efficiently find groups of people with high social affinity while mitigating awkward social interaction between people who dislike each other.

## 1 Introduction

Despite being a commonplace aspect of life, reasoning about relationships is difficult. For a compelling example, consider the emotionally high-stakes task of wedding planning, and in particular: seating charts. Personal histories, backgrounds, and personalities of a large number of people have to match to avoid hurt feelings, discordant conversations, and perhaps even a decades-long grudge.

In this paper, we introduce a novel method for constrained signed spectral clustering (CSS) which allows us to represent and analyze complex sets of relationships. CSS clustering builds on the idea of modeling social affinity (i.e. “like” or “dislike”) as a graph (Cartwright and Harary (1956)) to support cluster size constraints. Using this technique, a user can express relationships pairwise, or as cliques where all people like each other.

The CSS clustering algorithm tackles the problem of assigned seating by maximizing the amount of positive relationships between people at the tables, while minimizing the negative ones. CSS clustering aims to do this over all tables simultaneously. As with most clustering problems, we

first find the solution to a quickly solvable continuous problem, and then rotate to the best integer solution. CSS clustering is an extension of multi-class signed clustering (Gallier, 2015). Our main innovation is using the continuous solution as a ranked input for the National Resident Matching Program (NRMP) algorithm (Roth and Peranson, 1999). Throughout this work we focus on the con-

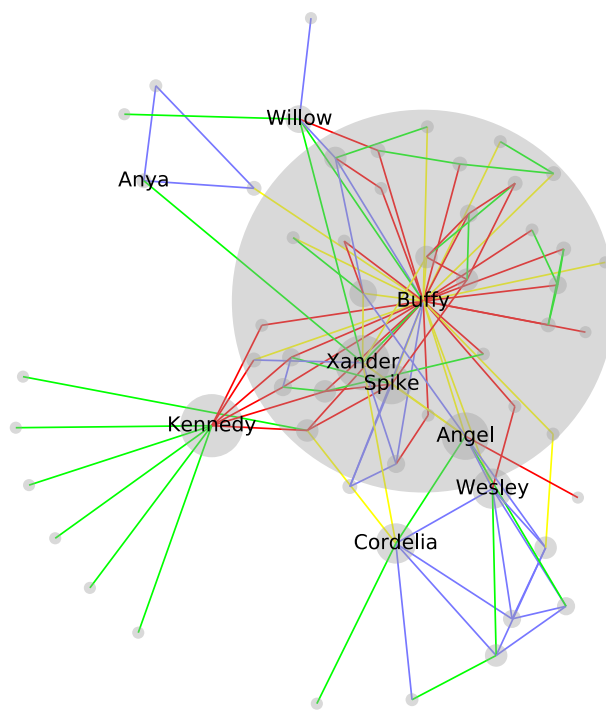


Figure 1: Social graph centered around fictional character, Buffy Summers. Green lines indicate strong positive affinity; Blue lines positive affinity; yellow lines negative affinity; and red lines strong negative affinity.

create example of assigned seating to ground this problem; however, the method is extensible to a wider range of problems.

## 2 Seating Assignment Problem

The assigned seating problem is a graph problem where we need to assign  $N$  people to  $K$  tables. Each table  $i$  has a maximum number of seats  $T^i$ . The people are represented by vertices,  $v_i$ , and the affinity (i.e. “like” and “dislike”) between person  $i$  and person  $j$  is represented by weighted edges,  $w_{ij}$ . The affinity of one person with herself is set to zero,  $w_{ii} = 0$ . Now, we formalize our graph  $G$  as  $G = (V, W)$  where  $V$  is the group of people and  $W$  is the matrix of their pairwise affinities. We define the degree of a vertex  $v_i$  to be the sum of the absolute values of its edge weights, so  $d(v_i) = \sum_{j=0}^N |w_{ij}|$  with the corresponding signed degree matrix  $\overline{D} = \text{diag}(d(v_1), \dots, d(v_N))$ . The degree of a person is a measure of that person’s social connectivity. The signed graph Laplacian is  $\overline{L} = \overline{D} - W$ .

Having defined the graph  $G$  and its intrinsic qualities, we needed to decide how to group people into tables. We partition the set of vertices  $V$  into clusters,  $(C_1, \dots, C_K)$ , where  $K$  is the total number of clusters. Each cluster  $C_j$  has at least one vertex  $v_i$ , but no more than  $T^j$  vertices.

## 3 Optimization Problem

In this section we further formalize the SSC clustering optimization problem. A formulation of the multi-class signed spectral clustering (signed normalized cut) problem is stated as,

$$\begin{aligned} \text{minimize} \quad & \sum_{j=1}^K \frac{(X^j)^\top \overline{L} X^j}{(X^j)^\top \overline{D} X^j} \\ \text{subject to} \quad & (X^i)^\top \overline{D} X^j = 0, \\ & 1 \leq i, j \leq K, i \neq j, \quad X \in \mathcal{X}, \end{aligned}$$

where  $X$  is the  $N \times K$  matrix whose  $j$ th column is  $X^j$  (Gallier, 2015). Note that  $X^j$  corresponds to  $C_j$  where  $x_i^j = 1$  if and only if  $v_i \in C_j$ . If we let

$$\mathcal{X} = \left\{ [X^1 \dots X^K] \mid X^j = (x_1^j, \dots, x_N^j), \right. \\ \left. x_i^j \in \{1, 0\}, X^j \neq 0 \right\}$$

our solution set is

$$\mathcal{K} = \left\{ X \in \mathcal{X} \mid (X^i)^\top \overline{D} X^j = 0, \right. \\ \left. 1 \leq i, j \leq K, i \neq j \right\}.$$

CSS clustering constrains cluster sizes such that,

$$\begin{aligned} \text{minimize} \quad & \sum_{j=1}^K \frac{(X^j)^\top \overline{L} X^j}{(X^j)^\top \overline{D} X^j} \\ \text{subject to} \quad & (X^i)^\top \overline{D} X^j = 0, \\ & (X^i)^\top \mathbf{1}_N \leq T^i, \\ & 1 \leq i, j \leq K, i \neq j, \quad X \in \mathcal{X}, \end{aligned}$$

where  $\mathbf{1}_N$  is the vector of ones of length  $N$ . As stated, this optimization is an integer quadratic programming problem, which is known to be NP-hard (Wolsey, 1998). As a result, we relaxed the problem by removing the constraints that  $X \in \mathcal{X}$  and  $(X^i)^\top \mathbf{1}_N \leq T^i$ . After finding the solution to the relaxed continuous problem, then the closest integer solution is found.

### 3.1 Relaxed Problem

As in Gallier (2015), we find the relaxed eigenvalue problem,

$$\begin{aligned} \text{minimize} \quad & \text{tr}(Y^\top \overline{D}^{-1/2} \overline{L} \overline{D}^{-1/2} Y) \\ \text{subject to} \quad & Y^\top Y = I. \end{aligned}$$

The minimum of the relaxed problem,  $Z$ , is achieved by the  $K$  unit eigenvectors associated with the smallest eigenvalues of the signed normalized Laplacian,  $L_{\text{sym}} = \overline{D}^{-1/2} \overline{L} \overline{D}^{-1/2}$ .

### 3.2 Finding the Approximate Discrete Solution

As initially proposed by Yu and Shi (2003) and extended by Gallier (2015),  $Z$  is rotated and scaled to the closest orthogonal solution using an invertible diagonal scaling matrix,  $\Lambda$ , and distance preserving transformations  $R \in \mathbf{O}(K)$  (see section 4.5 of Gallier (2015) for more detail.) This is equivalent to minimizing  $\|X - ZR\Lambda\|_F$ , where  $\|A\|_F$  is the Frobenius norm of  $A$ . After finding the unconstrained solution for signed clustering  $X^*$ , and also, the probabilistic solution  $X^{**}$  by zeroing out the negative entries of  $X$  and subsequently normalizing the rows to sum to one, the NRMP algorithm is applied to reassign vertices from clusters which have too many vertices.

## Algorithm 1 Constrained Signed Spectral Clustering

- 1: **Input:** Weight matrix  $W$  (without isolated nodes), number of clusters  $K$ , maximum cluster sizes  $T^i$  and termination threshold  $\epsilon$ .
- 2: Using the degree matrix  $\overline{D}$ , and the signed Laplacian  $\overline{L}$ , compute the signed normalized Laplacian  $\overline{L}_{sym}$ .
- 3: Initialize  $\Lambda = I$ ,  $X = \overline{D}^{-\frac{1}{2}}U$  where  $U$  is the matrix of the eigenvectors corresponding to the  $K$  smallest eigenvalues of  $\overline{L}_{sym}$ .
- 4: **while**  $\|X - ZR\Lambda\|_F > \epsilon$  **do**
- 5: Minimize  $\|X - ZR\Lambda\|_F$  with respect to  $X$  holding  $Z$ ,  $R$ , and  $\Lambda$  fixed.
- 6: Fix  $X$ ,  $Z$ , and  $\Lambda$ , find  $R \in \mathbf{O}(K)$  that minimizes  $\|X - ZR\Lambda\|_F$ .
- 7: Fix  $X$ ,  $Z$ , and  $R$ , find a diagonal invertible matrix  $\Lambda$  that minimizes  $\|X - ZR\Lambda\|_F$ .
- 8: **end while**
- 9: Find the unconstrained discrete solution  $X^*$  by choosing the largest entry  $x_{ij}$  on row  $i$  set  $x_{ij} = 1$  and all other  $x_{ij} = 0$  for row  $i$ .
- 10: Find  $X^{**}$  by setting all  $x_{ij} < 0$  to 0, and subsequently renormalizing  $x_{ij} = \frac{x_{ij}}{\sum_{l=1}^m x_{lj}}$ .
- 11: For each cluster  $C_i$  if  $(X^i)^\top \mathbf{1} > T^i$  then remove  $x_{ij}$  with minimum value and add row  $i$  from  $X^{**}$  to the stack  $A$  and set  $x_{ij} = 0$ .
- 12: For each cluster  $C_i$  and vertex  $v_l \in A$  where  $(X^i)^\top \mathbf{1} < T^i$  compute  $r_{il} = \sum_{j \in C_i} w_{ij}$ .
- 13: Run the NRMP algorithm using  $A$  and  $R$  and assign the vertices in  $A$  to clusters back to  $X^*$ .
- 14: **Output:**  $X^*$ .

After running algorithm 1, the isolated vertices (i.e. people share edges with no one) are randomly assigned to tables which are not full. Steps 10-13 deviate from the original algorithm (Sedoc et al., 2016). This is the main theoretical innovation of the paper.

## 4 Results

To demonstrate the approach, we run CSS clustering on a mid-sized group of 58 fictional characters, taken from the show *Buffy the Vampire Slayer*, with the goal of creating a drama-minimizing seating arrangement. This show, which features a high school cheerleader whose destiny is to kill vampires, contains a large cast of characters with rich backstories, making it challenging to organize links of enemies, friends, rivalries, grudges, and x-boyfriends (Figure 1 gives a sense of the complexity between characters' connections). We use Buffy as a light-hearted, but non-trivial, example of one of the most frustrating and tedious tasks of event planning.

### 4.1 Specifying constraints

To help users specify constraints, we have built a javascript user interface that reads in a CSV file of

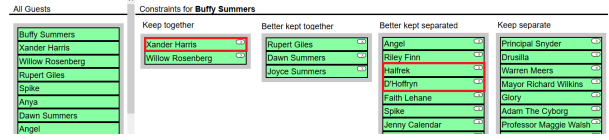


Figure 2: User interface for specifying constraints. Users can specify four choices of relationship: *keep together* (strong positive affinity), *better kept together* (positive affinity), *better kept separated* (negative affinity), and *keep separate* (strong negative affinity). Above, Buffy wants to sit with her best friend Xander but doesn't like his girlfriend's demon friends, Halfrek and D'Hoffryn.

names and allows users to drag and drop people based on their affinity (Figure 2). Users can specify four choices of relationship: *keep together*, *better kept together*, *better kept separated*, and *keep separate*. *Keep together* and *Keep separate* represent important relationships – encoded with graph weights of 10 and -10 respectively. The remaining constraints are encoded with 1 and -1. If no constraints are specified between people, we assume they have a neutral affinity and weight them with a slight positive value of 0.1. All affinities are symmetric (e.g. we do not allow for A to like B, but B hates A). If contradictory affinities are specified (e.g. if A must sit with B and C, but B hates C), the user is warned.

To see why seating arrangements quickly become difficult to manage, consider the main character, Buffy Summers. Her closest friends, Willow Rosenberg and Xander Harris, clearly should sit with her. Analogously, her numerous enemies should clearly be seated apart. However, once tertiary relationships begin to be considered, decisions become much harder. For example, Xander might like to sit with his deceased girlfriend Anya. But Anya is friends with vengeance demons Halfrek and D'Hoffryn, who Buffy doesn't like. Using the application, the user can simply specify the relationship constraints and let the algorithm handle managing them.

### 4.2 Solving for seating arrangements

The CSS clustering algorithm satisfies the seating constraints described in the previous section. In Figure 3, we see that Buffy is seated with Xander and Willow. Furthermore, both Xander and Willow have been seated with their dates, Anya and

Table ID	0	1	2	3	4	5	6	7	8	9
# seated	10	5	5	9	4	6	2	3	4	10
volume	44.1	22.6	32.5	43.2	10.5	51.0	10	10.2	30.3	60.1
# components	7	2	1	5	3	1	1	2	1	1

Table 1: Solved seating arrangement. We ran our algorithm for a room containing 10 tables with a maximum of 10 seats each. The volume is the sum of the edges between each table member. For example, table 6 has two people with strong affinity and the volume is 10. Lastly, we compute the number of connected components for each table. For example, tables 0 and 3, which have many disconnected components correspond to villain tables – most have few friends among the other guests and strong animosity from the other tables.

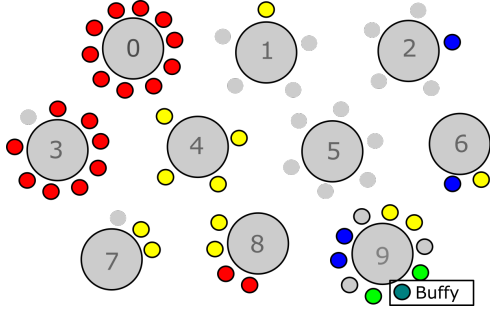


Figure 3: Locations of all characters with a relationship to Buffy. Green seats represent strong affinity; Blue, positive; Yellow, negative; Red, strongly negative; Gray, neutral. Buffy is seated next to her closest friends while enemies sit at other tables.

Tara. Although Buffy would rather not sit with Halfrek and D’Hoffrin, Anya’s presence for them outweighed her dislike. In a real situation, the user could override this decision. Importantly, none of Buffy’s enemies are at her table. The villains tend to be grouped together because most of the other guests dislike them and few villains have affinities with each other (as demonstrated by the larger numbers of disconnected components for tables 0 and 3. See Table 1).

## 5 Discussion

To our knowledge there is no well-founded algorithm for seating assignment. Tang et al. (2016) present an excellent survey of signed networks for social media. However, the constrained group size problem has been ignored. Other methods which incorporate negative edge weight such as must-link/cannot-link spectral clustering (Rangapuram and Hein, 2012), k-Opposite Cohesive Groups (Chu et al., 2016), complete positive factorization (Zass and Shashua, 2005) do not constrain cluster size. There is a constrained formulation us-

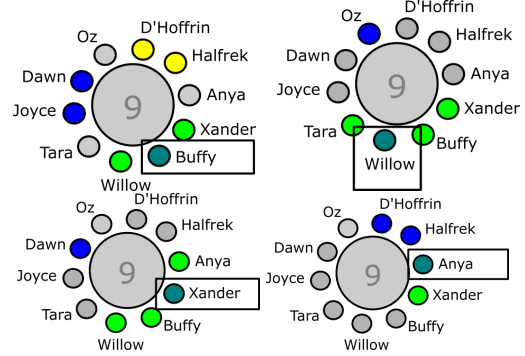


Figure 4: Relationships between members of table 9. We color the seats of table 9 based on the perspectives of Buffy, Willow, Xander, and Anya. Green seats represent strong affinity; Blue, positive; Yellow, negative; Red, strongly negative; Gray, neutral.

ing fixed size Markov Cluster Process (Van Dongen, 2001); however, this is not generalized for signed graphs.

The process of entering social affinities is still quite tedious; however, social affinities can be predicted using e-mail correspondence, social media. This could extend existing work on predicting social relationships (Iyyer et al., 2016).

For multiclass spectral clustering, the Cheeger inequality gives a bound on how far away the approximate solution can be from the exact solution (Chung, 1997; Lee et al., 2014). We leave it for future work to bound the approximate solution for CSS clustering.

## 6 Conclusion

Constrained signed spectral clustering is an important enhancement to signed spectral clustering using normalized cuts. We have shown that in the example of an assigned seating arrangement CSS clustering can provide practical solutions.

## References

- Dorwin Cartwright and Frank Harary. 1956. Structural balance: a generalization of heider's theory. *Psychological review* 63(5):277.
- Linyang Chu, Zhefeng Wang, Jian Pei, Jiannan Wang, Zijin Zhao, and Enhong Chen. 2016. Finding gangs in war from signed networks. In *Proceedings of the 22nd ACM SIGKDD International Conference on Knowledge Discovery and Data Mining*. ACM, pages 1505–1514.
- Fan RK Chung. 1997. *Spectral graph theory*, volume 92. American Mathematical Soc.
- Jean Gallier. 2015. Spectral theory of unsigned and signed graphs applications to graph clustering: a survey. *Arxiv*.
- Nathan Halko, Per-Gunnar Martinsson, and Joel A Tropp. 2011. Finding structure with randomness: Probabilistic algorithms for constructing approximate matrix decompositions. *SIAM review* 53(2):217–288.
- Mohit Iyyer, Anupam Guha, Snigdha Chaturvedi, Jordan Boyd-Graber, and Hal Daumé III. 2016. Feuding families and former friends: Unsupervised learning for dynamic fictional relationships. In *Proceedings of NAACL-HLT*. pages 1534–1544.
- James R Lee, Shayan Oveis Gharan, and Luca Trevisan. 2014. Multiway spectral partitioning and higher-order cheeger inequalities. *Journal of the ACM (JACM)* 61(6):37.
- Syama Sundar Rangapuram and Matthias Hein. 2012. Constrained 1-spectral clustering. *International conference on Artificial Intelligence and Statistics (AISTATS)* 22:1143—1151.
- Alvin E Roth and Elliott Peranson. 1999. The re-design of the matching market for american physicians: Some engineering aspects of economic design. Technical report, National bureau of economic research.
- João Sedoc, Jean Gallier, Lyle Ungar, and Dean Foster. 2016. Semantic Word Clusters Using Signed Normalized Graph Cuts. *arXiv preprint arXiv:1601.05403*.
- Jiliang Tang, Yi Chang, Charu Aggarwal, and Huan Liu. 2016. A survey of signed network mining in social media. *ACM Computing Surveys (CSUR)* 49(3):42.
- Stijn Marinus Van Dongen. 2001. *Graph clustering by flow simulation*. Ph.D. thesis.
- Laurence A Wolsey. 1998. *Integer programming*, volume 42. Wiley New York.
- Stella X Yu and Jianbo Shi. 2003. Multiclass spectral clustering. In *Computer Vision, 2003. Proceedings. Ninth IEEE International Conference on*. IEEE, pages 313–319.
- Ron Zass and Amnon Shashua. 2005. A unifying approach to hard and probabilistic clustering. In *Computer Vision, 2005. ICCV 2005. Tenth IEEE International Conference on*. IEEE, volume 1, pages 294–301.