

Halo-independence with quantified maximum entropy at DAMA/LIBRA

Andrew Fowlie

*ARC Centre of Excellence for Particle Physics at the Tera-scale, Monash University, Melbourne, Victoria 3800,
Australia*

March 16, 2018

Abstract

Using the DAMA/LIBRA anomaly as an example, we formalise the notion of halo-independence in the context of Bayesian statistics and quantified maximum entropy. We consider an infinite set of possible profiles, weighted by an entropic prior and constrained by a likelihood describing noisy measurements of modulated moments by DAMA/LIBRA. Assuming an isotropic dark matter (DM) profile in the galactic rest frame, we find the most plausible DM profiles and predictions for unmodulated signal rates at DAMA/LIBRA. The entropic prior contains an a priori unknown regularisation factor, β , that describes the strength of our conviction that the profile is approximately Maxwellian. By varying β , we smoothly interpolate between a halo-independent and a halo-dependent analysis, thus exploring the impact of prior information about the DM profile.

1 Introduction

The DAMA/LIBRA search for dark matter (DM) saw an intriguing modulated signal above known backgrounds [1–3]. Although the statistical significance of the effect, about 9σ , is beyond doubt, there is controversy about whether the signal is consistent with competing experiments such as XENON [4, 5] and LUX [6], and whether it is an effect of DM or an unidentified seasonal systematic error. The velocity profile of DM is an important component of any DM explanation of the DAMA/LIBRA anomaly. We expect that it is approximately a truncated Maxwell-Boltzmann distribution,

$$m(v) \propto \begin{cases} v^2 e^{-\left(\frac{v}{v_0}\right)^2} & v < v_{\text{esc}} \\ 0 & v \geq v_{\text{esc}} \end{cases}, \quad (1)$$

where v_{esc} and v_0 are the escape and modal velocities, respectively, and $\int_{\mathbf{v}} m(v) dv = 1$. This is consistent with a self-gravitating isothermal sphere with a density profile $\rho(r) \propto 1/r^2$ and agrees reasonably with N -body DM only simulations [7]. In the last 10 years, an effort was made to analyse direct detection experiments, including DAMA/LIBRA, in a so-called halo-independent manner by isolating the impact of the DM velocity profile and making no restrictive assumptions about it (see e.g., Ref. [8–13]).

The DAMA/LIBRA experiment reported counts with uncertainties for a modulated signal per unit detector mass per day binned with respect to energy (see Tab. 1). The counts from a DM model can be predicted from moments of the velocity profile. As recognised in Ref. [14], the problem is essentially a noisy moment problem: we wish to find a profile $f(v)$ that is consistent with DAMA/LIBRA measurements of its moments,

$$\int_{\mathbf{v}} f(v) w_i(v) dv = \mu_i \pm \sigma_i, \quad (2)$$

where $w_i(v)$ are the moment functions and $\mu_i \pm \sigma_i$ are their measurements and experimental errors. Since the interval \mathbf{v} is bounded by zero and the escape velocity, the problem is related to the Hausdorff moment problem, and would be the Hausdorff moment problem if the moment functions were $w_i(v) = v^i$.

An exact solution to the moment problem may not exist and may not be unique. The Padé approximation is a common technique in which one expresses the density as a finite sum of Dirac delta functions,

$$f(v) = \sum_i \kappa_i \delta(v - v_i), \quad (3)$$

and solves for the unknown parameters κ_i and v_i . This represents the DM velocity profile as a sum of discrete streams. Although this is an a priori implausible description of the profile, it may be used to estimate further moments. The Padé approximation in fact extremises further moments, which was utilised in Ref. [14] in the context of a frequentist analysis of DAMA/LIBRA and in Ref. [15, 16]. That approach is halo-independent since it extremises further moments upon an infinite set of profiles, permitting the calculation of confidence intervals for e.g., the unmodulated signal rates at DAMA/LIBRA.

We, on the other hand, advocate investigating the impact of background knowledge about the profile with a non-parametric Bayesian analysis. In fact, by altering a regularisation factor in an entropic prior, we may smoothly interpolate between a halo-independent and halo-dependent analysis. To elaborate further in Sec. 2 we first introduce pertinent aspects of Bayesian statistics and the principle of quantified maximum entropy. Readers familiar with quantified maximum entropy should skip to Sec. 3, in which we present our maximum entropy DM profiles. We conclude in Sec. 4.

2 Bayesian statistics and quantified maximum entropy

We wish to apply Bayes' theorem in the form,

$$p(f \mid \text{data, prior knowledge}) \propto p(\text{data} \mid f) \cdot p(f \mid \text{prior knowledge}), \quad (4)$$

to infer the most plausible DM velocity profile f in light of our prior knowledge, favouring a truncated Maxwell-Boltzmann distribution, and noisy measurements of its moments by DAMA/LIBRA, under the assumption that the profile is isotropic in the galactic rest frame. The principle of maximum entropy was proposed by Jaynes in 1957 [17] by building upon Shannon's information theory [18]. Just as Bayes' theorem is a unique law that satisfies Cox's axioms, the relative entropy generalised to continuous distributions,¹

$$S[f, m] = - \int f(v) \ln \left(\frac{f(v)}{m(v)} \right) dv \quad (5)$$

is a unique quantity that satisfies desiderata about a measure of information in a distribution $f(v)$ relative to a distribution $m(v)$. By Gibbs' inequality, $S[f, m] \leq 0$, which is saturated when $f(v) = m(v)$.

To apply the principle of *maximum entropy*, one finds a distribution $f(v)$ that maximises the entropy in Eq. (5) subject to moment constraints on $f(v)$,

$$\int_{\mathbf{v}} f(v) w_i(v) dv = \mu_i. \quad (6)$$

By using Lagrange multipliers, it can be shown that the solution is of the form (see e.g., Ref. [19]),

$$f(v) \propto m(v) \exp \left(\sum_i \lambda_i w_i(v) \right). \quad (7)$$

The relative entropy is a strictly convex function such that the maximum entropy solution is unique.

¹When applied to the DM profile, Eq. (5) implicitly assumes isotropy. Without that assumption, we would have to compute a three-dimensional integral for the entropy,

$$S[f, m] = - \int f(\vec{v}) \ln \left(\frac{f(\vec{v})}{m(\vec{v})} \right) d^3v.$$

There is controversy about the relationship between maximum entropy and Bayesian statistics (see e.g., Ref. [20, 21]). We, in fact, favour constructing an entropic prior that penalises deviations from our prior knowledge $m(v)$. This approach — known as *quantified maximum entropy* — was developed by Skilling [22]. Our prior must be a monotonic function of the relative entropy between the profile and a truncated Maxwell-Boltzmann. As shown by Skilling’s “monkey” argument [22], we find that

$$p(f \mid \text{prior knowledge}) \propto e^{\beta S[f,m]}. \quad (8)$$

The regularisation parameter β describes the strength of our prior information: $\beta = 0$ corresponds to no prior information, whereas $\beta \rightarrow \infty$ is so strong that $f(v) = m(v)$ regardless of any other information or measurements. This entropic prior favours minimal information in the profile relative to background knowledge (see Chap. 12 of Ref. [23] for a review).

In the noisy moment problem, the posterior for the profile in Eq. (4) contains a factor from our prior knowledge and a chi-squared factor from the noisy moment measurements;

$$p(f \mid \text{data, prior knowledge}) \propto e^{\beta S[f,m] - \frac{1}{2}\chi^2[f]}, \quad (9)$$

where

$$\chi^2[f] = \sum_i \left(\frac{\int_{\mathbf{v}} f(v) w_i(v) dv - \mu_i}{\sigma_i} \right)^2. \quad (10)$$

The sum of the entropy and the chi-squared is a strictly convex function. If there is a stationary point, it is unique. As discussed in Ref. [24, 25], there is a trade-off between penalties from the entropic prior for deviating from the prior information and penalties from the chi-squared for deviating from the measured moments. We can interpret β by noting that an n nat (natural unit of information) departure from $m(x)$ is punished by a factor equivalent to a chi-squared of $2\beta n$. The change in results with β is known as a *maximum entropy trajectory*.

In the limit in which experimental uncertainties vanish, $\sigma \rightarrow 0$, the mode in this distribution is the maximum entropy distribution. In the general case, mode is of the form²

$$f(v) \propto m(v) \exp \left(\sum_i \kappa_i w_i(v) \right), \quad (11)$$

where

$$\int_{\mathbf{v}} f(v) w_i(v) dv = \mu_i - \beta \kappa_i \sigma_i^2. \quad (12)$$

As noted in Ref. [25], the coefficients κ_i play the role of the Lagrange multipliers in Eq. (7) for modified constraints. The maximum entropy solution in the noiseless moment problem is thus approximately the mode in the noisy moment problem when $\sigma \approx 0$. The frequentist analysis in Ref. [14] roughly corresponds

²We note that the maximum entropy profile resembles parametric forms of profile considered in Eq. 4 of Ref. [26].

to $\beta \rightarrow 0$. Though for $\beta = 0$ the solution is not unique since the chi-squared is not strictly convex, we find the solution of the form in Eq. (11), which is unique. We could, in principle, marginalise β (see e.g., Ref. [27]).

We fix $v_0 = 225 \text{ km/s}$ and $v_{\text{esc}} = 550 \text{ km/s}$ in $m(v)$ in Eq. (1) (see e.g., Ref. [28]). We could, in principle, treat the escape and modal velocities in the truncated Maxwell-Boltzmann as nuisance parameters and marginalise them or use a numerical form of the profile from simulations in Fig. 1c for $m(v)$. In the former case, however, we note that incidentally, the Maxwell-Boltzmann distribution is itself a maximum entropy distribution. With $m(v_x, v_y, v_z) = \text{const.}$ and a constraint on the expected kinetic energy, $\langle v^2 \rangle = (3\pi - 8)/(2\pi)v_0^2$, we recover the Maxwell-Boltzmann distribution.³ We could e.g., fix $m(v_x, v_y, v_z) = \text{const.}$ and marginalise any uncertainty in $\langle v^2 \rangle$. We assumed that the profile was isotropic and used angle-averaged moment functions in the galactic rest frame, $w_i(v)$, from Ref. [14]. The moment functions in the galactic rest frame are not isotropic. The distribution $m(v)$ could be a further source of anisotropy, but we picked a truncated Maxwell-Boltzmann distribution, which is isotropic.

To consider uncertainties, we must switch from a continuum to a discrete number of velocity bins of width Δv . From a Gaussian approximation of the posterior described in Ref. [25], we find the uncertainty in the profile,

$$(\Delta f(v_i))^2 \approx \sum_j \frac{\hat{e}_{ij}^2(v_i)}{\lambda_j(v_i)}, \quad (13)$$

where \hat{e} and λ are the unit eigenvectors and eigenvalues of the positive-definite matrix

$$R_{ij} = \beta \nabla_i \nabla_j S[f, m] + \frac{1}{2} \nabla_i \nabla_j \chi^2[f] = \frac{1}{f(v_i)} \beta \delta_{ij} \Delta v + \sum_k \frac{w_k(v_i) w_k(v_j)}{\sigma_k^2} (\Delta v)^2, \quad (14)$$

where $\nabla_i = \partial/\partial f(v_i)$. We must stress that this uncertainty vanishes in the limit in which the strength of our prior information diverges, $\beta \rightarrow \infty$, since in that case the profile is fixed by the prior information, and that the uncertainty diverges as $\Delta v \rightarrow 0$. The latter limit reflects the fact that on microscopic scales $\Delta v \sim 0$ the profile may vary wildly, despite our prior information and since the moments constrain only the macroscopic behaviour of the profile. The calculations of further moments, such as unmodulated signal rates at DAMA/LIBRA, however, reflect macroscopic rather than microscopic structure [27]. Thus the uncertainty in an expectation such as $\langle g \rangle = \sum g(v_i) f(v_i) \Delta v$, found by propagating errors in a linear function,

$$(\Delta \langle g \rangle)^2 = g(v_i) R_{ij}^{-1} g(v_j) (\Delta v)^2, \quad (15)$$

is finite in the continuum limit $\Delta v \rightarrow 0$.

³The peculiar factor in $\langle v^2 \rangle = (3\pi - 8)/(2\pi)v_0^2$ simply results from the relation between the modal velocity v_0 and the RMS velocity.

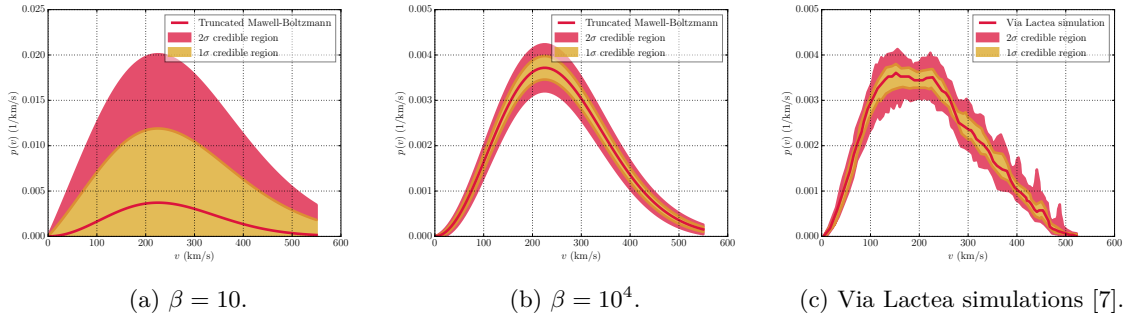


Figure 1: Velocity distribution and uncertainty from (a) truncated Maxwell-Boltzmann distribution with entropic prior reflecting mistrust of background information; (b) truncated Maxwell-Boltzmann distribution with entropic prior calibrated by picking β to roughly match uncertainty in simulation; and (c) simulations of Via Lactea [7].

In Fig. 1 we calibrate β by finding β such that the uncertainty in the truncated Maxwell-Boltzmann distribution with no moment constraints is similar to the uncertainty in the profile from N -body simulations in Ref. [7]. We estimate the uncertainty at a resolution of about $\Delta v \approx 5$ km/s from the Laplace approximation in Eq. (13) and find that $\beta \approx 10^4$.

We note that the uncertainty in the simulation results from considering the velocities of about $n = 10^4$ DM particles repeated about 100 times. If the velocities were independently sampled from the same distribution $m(v)$ in each repeat, as in the “monkey” argument, we would obtain

$$p(f) \propto e^{nS[f,m]}. \quad (16)$$

That is we would *derive* $\beta \approx 10^4$ and its physical interpretation would be the number of DM particles that were sampled to determine $f(v)$. This is not, however, the uncertainty that we wish to describe: we wish to describe uncertainty in the distribution $m(v)$ rather than the statistical uncertainty in an estimate of $m(v)$ from a finite number of samples drawn from $m(v)$. The distribution $m(v)$ is in fact known from simulations with millions of particles and $\beta \gg 10^4$ may be a fairer reflection of uncertainty in $m(v)$ determined from DM only simulations.

Although our focus is estimating the profile and unmodulated moments for DAMA/LIBRA, we note that we can calculate evidences for the DAMA/LIBRA excess from a Gaussian approximation [18],

$$p(\text{DAMA/LIBRA moments} \mid \text{DM}, \beta) = \frac{1}{\sqrt{(2\pi)^n}} \frac{1}{\sqrt{\det \sigma^2}} \frac{1}{\sqrt{\det Z}} e^{\beta S[f,m] - \frac{1}{2} \chi^2[f]}, \quad (17)$$

where \hat{f} is the maximum entropy solution for that β and

$$Z_{ij} = \delta_{ij} + \frac{1}{2\beta} (\nabla_i \nabla_k S[f, m])^{-1/2} (\nabla_k \nabla_l \chi^2[f]) (\nabla_l \nabla_j S[f, m])^{-1/2} \Big|_{\hat{f}}. \quad (18)$$

E (keVee)	S_m (1/day/kg/keV)
2.25	0.016 ± 0.0039
2.75	0.026 ± 0.0044
3.25	0.022 ± 0.0044
3.75	0.0084 ± 0.0040
4.25	0.0110 ± 0.0036
4.75	0.0054 ± 0.0032
5.25	0.0089 ± 0.0032
5.75	0.0039 ± 0.0031
6.25	0.00018 ± 0.0031
6.75	0.00018 ± 0.0028
7.25	0.0015 ± 0.0028
7.75	-0.0013 ± 0.0029

Table 1: Noisy measurements of modulated moments from DAMA/LIBRA [2] with 1.17 tonne-years of exposure reproduced from Tab. 1 of Ref. [14]. The energy bin width was 0.5 keVee.

This matrix depends on the strength of our prior information, governed by β , and diverges in the limit $\beta \rightarrow 0$, such that the evidence vanishes. This reflects the fact that without prior information the space of possible functions is improper. The ratio of evidences for two models is known as a Bayes factor and reflects the change in relative plausibility of the models in light of data (see e.g., Ref. [29]). That is,

$$\frac{P(\text{DM} \mid \text{DAMA/LIBRA moments}, \beta)}{P(\text{no DM} \mid \text{DAMA/LIBRA moments})} = \frac{p(\text{DAMA/LIBRA moments} \mid \text{DM}, \beta)}{p(\text{DAMA/LIBRA moments} \mid \text{no DM})} \cdot \frac{P(\text{DM} \mid \beta)}{P(\text{no DM})}. \quad (19)$$

where the factor on the right-hand-side is a Bayes factor. We do not specify the ratio of priors for the models and thus do not calculate the posterior odds on the left-hand-side.

3 Method and results

We focus upon a DM mass of 10 GeV as favoured by the DAMA/LIBRA anomaly. Our moment functions are angle-averaged modulated (H_m) and unmodulated (H_0) detector response functions in the galactic rest frame for spin-independent elastic scattering with sodium in DAMA/LIBRA. The functions were calculated in Fig. 1 and Fig. 2 in Ref. [14] and incorporate all velocity dependence except for that in the profile itself. The moment functions depend upon DM properties, such as its mass, local density and scattering cross section through a single multiplicative factor. We treat this factor as a nuisance parameter. The kernels of

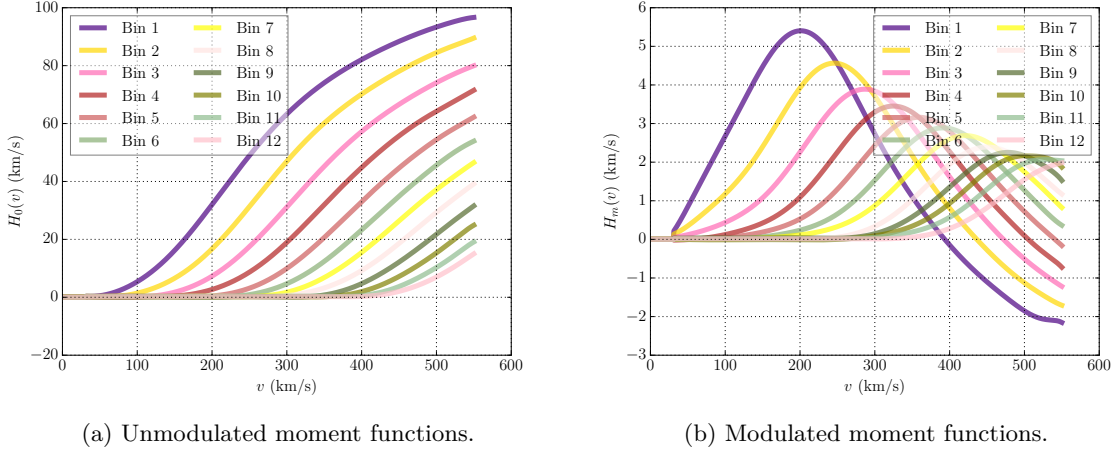


Figure 2: Angle-average galactic rest frame (a) unmodulated and (b) modulated moment functions for the energy bins in Tab. 1 for a DM mass of 10 GeV from Ref. [14]. The moment functions must be multiplied by an a priori unknown factor reflecting DM and detector properties, which is profiled in our analysis.

the moment functions are plotted in Fig. 2. Thus the constraints from the unmodulated moments are

$$S_m^i = k \int_{\mathbf{v}} H_m^i(v) f(v) dv = \mu_i \pm \sigma_i \quad (20)$$

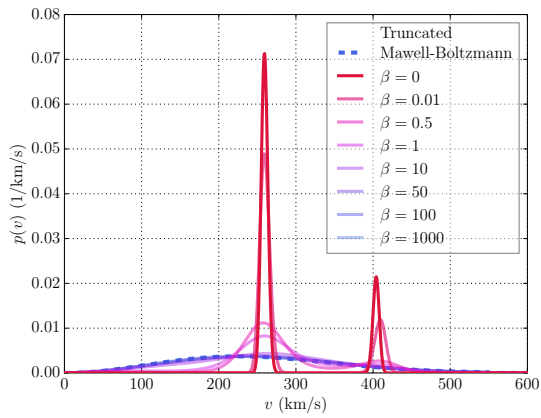
where S_m^i denotes a count rate per day per kg per keV in an energy bin $i = 1, 2, \dots, 12$; μ and σ are the experimental measurements and uncertainties in Tab. 1; and k is the aforementioned multiplicative factor.

Finding the quantified maximum entropy profiles requires us to maximise Eq. (9) with the ansatz in Eq. (11). Thus we must maximise a function of twelve Lagrange multipliers that correspond to twelve moment constraints. We fix the multiplicative factor to

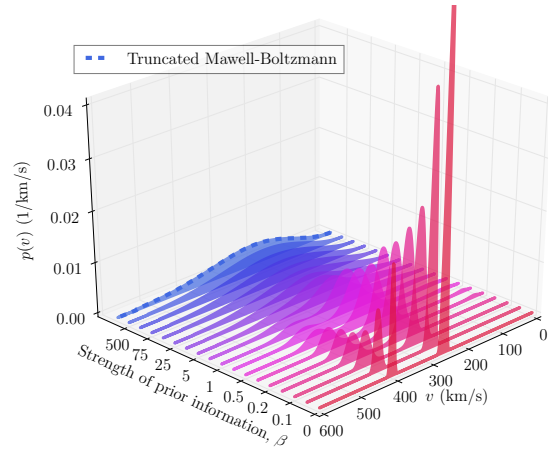
$$k = \frac{\sum_i \mu_i S_m^i / \sigma_i^2}{\sum_i (S_m^i / \sigma_i)^2} \quad (21)$$

to minimise the chi-squared given the predicted moments. We find the maximum with `MultiNest` [30] and polish it with BFGS and Powell's method [31]. We find a minimum $\chi^2 = 7.03$, which is in reasonable agreement with Fig. 5 in Ref. [14]. The slight difference may originate from minor differences in the moment functions.

We calculate the maximum entropy profile for many choices of β in Fig. 3. The choice of β spans $\beta \approx 0$, which discards prior information about the profile, to $\beta \approx 10^4$, which was calibrated to reflect the uncertainty in estimates of the profile from simulations. Intermediate values of β reflect a cautious interpretation of simulations and mistrust of information about the profile. The maximum entropy trajectory interpolates

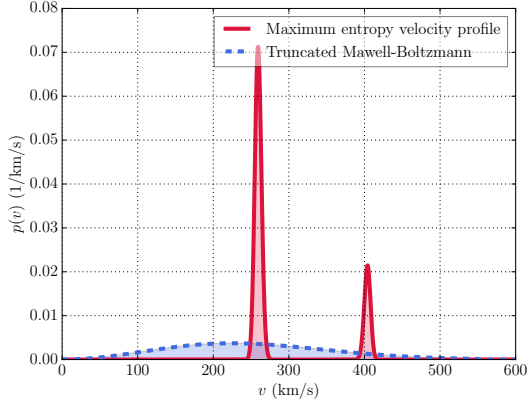


(a) Maximum entropy profiles.

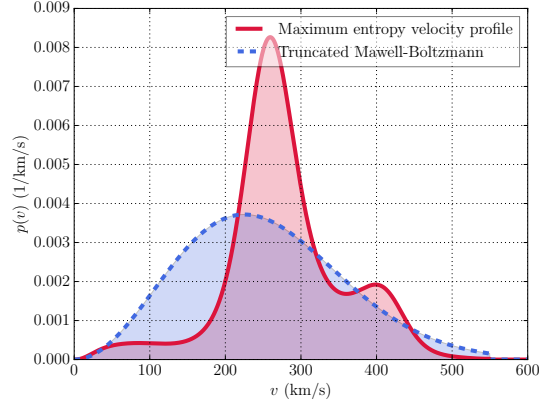


(b) Three-dimensional visualisation of maximum entropy trajectory of profiles.

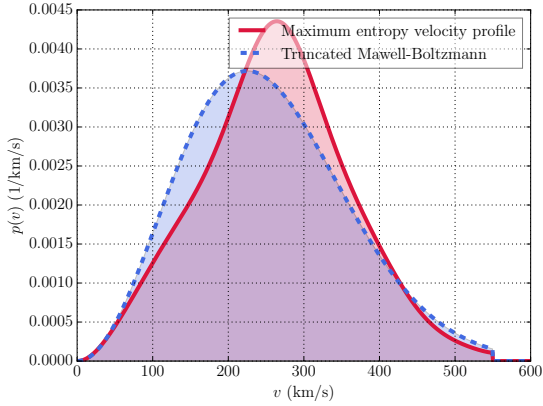
Figure 3: Maximum entropy trajectory of profiles for DM with $m_\chi = 10 \text{ GeV}$ found from DAMA/LIBRA measurements of modulated moments (Tab. 1). We show the truncated Maxwell-Boltzmann distribution for comparison (dashed blue line). The parameter β represents the strength of our conviction that the profile is Maxwellian.



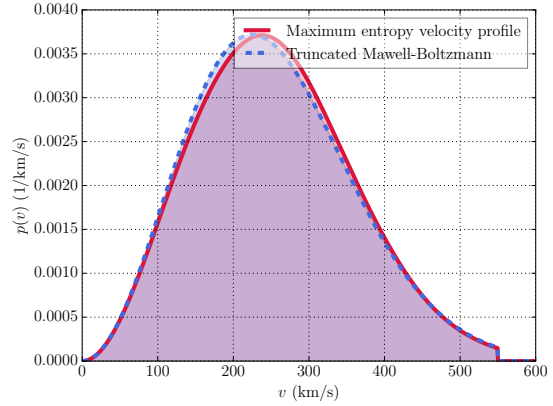
(a) $\beta = 0$.



(b) $\beta = 1$.

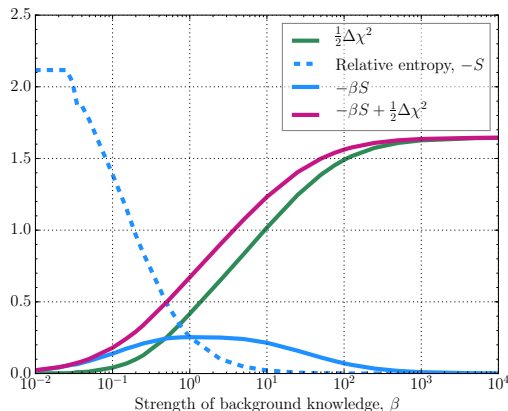


(c) $\beta = 10$.

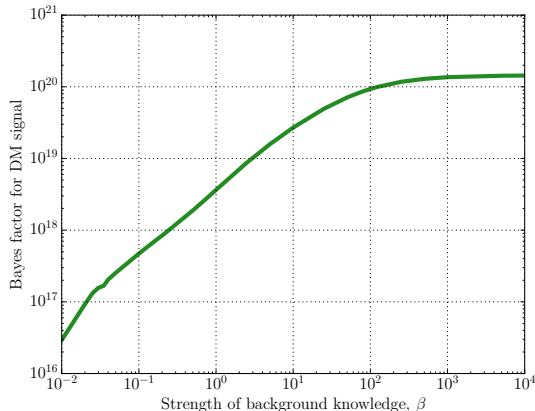


(d) $\beta = 100$.

Figure 4: Maximum entropy profiles for DM with $m_\chi = 10$ GeV found from DAMA/LIBRA measurements of modulated moments (Tab. 1) for (a) $\beta = 0$, (b) $\beta = 1$, and (c) $\beta = 10$ and (d) $\beta = 100$. We show the truncated Maxwell-Boltzmann distribution for comparison (dashed blue line). The parameter β represents the strength of our conviction that the profile is Maxwellian.



(a) Chi-squared, entropy and their sum as it appears in the posterior as functions of β .



(b) Bayes factor for DM as function of β .

Figure 5: Maximum entropy trajectories of statistics for model selection as functions of our prior knowledge β . (a) The interplay between $\Delta\chi^2 \equiv \chi^2 - \min \chi^2$ and the entropy. (b) The Bayes factor for a DM signal versus no DM. The parameter β represents the strength of our conviction that the profile is Maxwellian.

between the minimum chi-squared solution at $\beta = 0$ and a truncated Maxwell-Boltzmann at $\beta \gg 0$. The minimum chi-squared solution exhibits two sharp modes; a spike at about at about 250 km/s and a smaller spike at about 400 km/s. As we increase β , the spikes are smoothed and we rapidly recover a Maxwellian profile. The transition between a spiky profile and a Maxwell-Boltzmann profile occurs fast, and is roughly complete once $\beta \gtrsim 100$. For clarity, we show $\beta = 0$, $\beta = 1$, $\beta = 10$ and $\beta = 100$ profiles in Fig. 4.

We show in Fig. 5a the interplay between penalties from the entropic prior for deviations from a Maxwell-Boltzmann profile and penalties from the chi-squared for deviations from the DAMA/LIBRA measurements. As the strength of background knowledge increases, the relative entropy between the profile and a Maxwell-Boltzmann vanishes, and the chi-squared increases, as expected. The chi-squared and relative entropy change by only a few units as $\beta \rightarrow \infty$, suggesting limited tension between DAMA/LIBRA and background knowledge about the profile.

In Fig. 5b we show the entropy trajectory of the Bayes factor from DAMA/LIBRA, that is, the change in relative plausibility of a DM model versus no DM in light of the DAMA/LIBRA anomaly. For $\beta = 0$, the DM model is punished by a divergent measure of profiles and thus $B = 0$. As we increase β , the Bayes factor climbs and reaches an asymptote at $B \approx 10^{20}$, suggesting no tension between background knowledge and DAMA/LIBRA. This colossal factor is unsurprising since it is a 9σ anomaly. The mild dependence upon β formalises the fact that the significance of the DAMA/LIBRA anomaly depends on, inter alia, the

trust of prior information about the profile. The Bayes factor should, in principle, incorporate factors from marginalising the multiplicative factor in the moment functions and the DM mass. For simplicity and since $B \gg 1$ in any case, we fix them in our calculation.

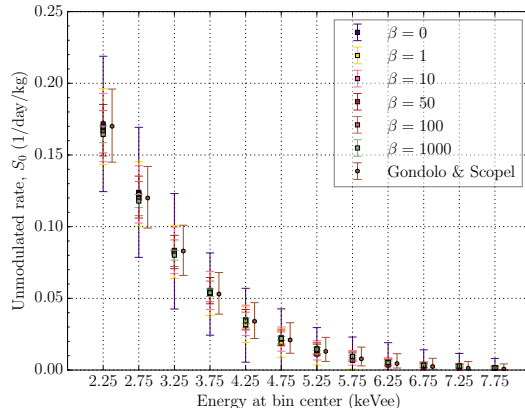


Figure 6: Predictions for unmodulated signal rate, S_0 , at DAMA/LIBRA for $m_\chi = 10$ GeV with an energy bin width of 0.5 keVee. We show predictions from a frequentist analysis in Ref. [14] for comparison (offset brown hexagons). The parameter β represents the strength of our conviction that the profile is Maxwellian.

Finally, in Fig. 6 we show the expected modulated signal rates at DAMA/LIBRA and uncertainties from Eq. (15). They were found analogously to the unmodulated signal rates from

$$S_0^i = k \int_{\mathbf{v}} H_0^i(v) f(v) dv. \quad (22)$$

The predictions are in reasonable agreement with those in Ref. [14]. Our predictions lie within the frequentist confidence intervals from Ref. [14], but our uncertainties at $\beta = 0$ are greater than the confidence intervals. As we increase β , the prior information shrinks the confidence interval for the unmodulated moments, as expected. Uncertainties found from Eq. (15) and Eq. (13) may be unreliable for $\beta \approx 0$ as the mode is not a stationary point.

4 Conclusions

The non-parametric formalism presented — quantified maximum entropy — is novel in DM analysis and allows us to incorporate experimental measurements and background information about the DM profile in a coherent manner, making it particularly appropriate for investigating halo-dependence. We permitted an infinite set of profiles, but profiles far from Maxwellian were punished by an entropic prior. We applied

this technique to noisy moment measurements from DAMA/LIBRA, but it could be applied for any data. By varying the parameter β , which describes the strength of our prior information about the DM profile, we interpolated between a halo-independent and a halo-dependent analysis. The technique has many advantages over Padé approximations, e.g., a coherent treatment and understanding of the role of prior information, weak convergence theorems about maximum entropy and the fact that the estimate for the profile is not a sum of discrete velocity streams. We assumed an isotropic profile in the galactic rest frame and considered angle-averaged moments from DAMA/LIBRA, but could, in principle, consider anisotropic likelihoods and profiles with quantified maximum entropy.

As an example, we focused upon the DAMA/LIBRA anomaly with DM mass of 10 GeV. As we increased the strength of our conviction that the profile was Maxwellian, the preferred profile changed smoothly from a spiky profile with peaks at about 250 km/s and 400 km/s to a Maxwell-Boltzmann distribution. For any $\beta \gtrsim 1$, the Bayes factor from DAMA/LIBRA favoured DM by about 10^{20} . There was limited tension between DAMA/LIBRA data and a Maxwellian profile; the chi-squared and relative entropy changed by a few units as β was increased and the Bayes factor, in fact, increased as β increased.

We predicted the unmodulated moments S_0 at DAMA/LIBRA. The predictions were closely clustered for different β , suggesting that background information plays a limited role in predictions for unmodulated moments at DAMA/LIBRA. However, the uncertainties in the predicted moments were sensitive to β : without prior information there was a substantial uncertainty in predictions for S_0 . This may be an overestimate resulting from a Gaussian approximation.

Since the method is novel, a few questions remain. In particular, the Gaussian approximation of the posterior may require further investigation, and, if it is inadequate, an improved technique for estimating uncertainties in further moments may be required. It may be necessary to bin the velocity into N bins and directly calculate the posterior probability of $f(v_i)$, thus avoiding Gaussian approximations. Furthermore, the DM mass and properties should be marginalised upon a particular prior, rather than profiled as in this analysis. Once such details are chosen, it remains to perform a global analysis incorporating data from all DM experiments, including conflicting results from e.g., XENON and LUX. This may present further difficulties, e.g., finding an ansatz for the quantified maximum entropy solution as in Eq. (11).

Acknowledgements

This work in part was supported by the ARC Centre of Excellence for Particle Physics at the Terascale.

References

- [1] **DAMA/LIBRA** Collaboration, R. Bernabei *et al.*, “First results from DAMA/LIBRA and the

- combined results with DAMA/NaI,” *Eur. Phys. J.* **C56** (2008) 333–355, [arXiv:0804.2741](#) [astro-ph].
- [2] **DAMA/LIBRA** Collaboration, R. Bernabei *et al.*, “New results from DAMA/LIBRA,” *Eur. Phys. J.* **C67** (2010) 39–49, [arXiv:1002.1028](#) [astro-ph.GA].
- [3] **DAMA/LIBRA** Collaboration, R. Bernabei *et al.*, “Final model independent result of DAMA/LIBRA-phase1,” *Eur. Phys. J.* **C73** (2013) 2648, [arXiv:1308.5109](#) [astro-ph.GA].
- [4] **XENON** Collaboration, E. Aprile *et al.*, “Search for Electronic Recoil Event Rate Modulation with 4 Years of XENON100 Data,” *Phys. Rev. Lett.* **118** no. 10, (2017) 101101, [arXiv:1701.00769](#) [astro-ph.CO].
- [5] **XENON** Collaboration, E. Aprile *et al.*, “First Dark Matter Search Results from the XENON1T Experiment,” [arXiv:1705.06655](#) [astro-ph.CO].
- [6] **LUX** Collaboration, D. S. Akerib *et al.*, “Results on the Spin-Dependent Scattering of Weakly Interacting Massive Particles on Nucleons from the Run 3 Data of the LUX Experiment,” *Phys. Rev. Lett.* **116** no. 16, (2016) 161302, [arXiv:1602.03489](#) [hep-ex].
- [7] M. Kuhlen, N. Weiner, J. Diemand, P. Madau, B. Moore, D. Potter, J. Stadel, and M. Zemp, “Dark Matter Direct Detection with Non-Maxwellian Velocity Structure,” *JCAP* **1002** (2010) 030, [arXiv:0912.2358](#) [astro-ph.GA].
- [8] J. Herrero-Garcia, T. Schwetz, and J. Zupan, “Astrophysics independent bounds on the annual modulation of dark matter signals,” *Phys. Rev. Lett.* **109** (2012) 141301, [arXiv:1205.0134](#) [hep-ph].
- [9] E. Del Nobile, G. B. Gelmini, P. Gondolo, and J.-H. Huh, “Halo-independent analysis of direct detection data for light WIMPs,” *JCAP* **1310** (2013) 026, [arXiv:1304.6183](#) [hep-ph].
- [10] E. Del Nobile, G. Gelmini, P. Gondolo, and J.-H. Huh, “Generalized Halo Independent Comparison of Direct Dark Matter Detection Data,” *JCAP* **1310** (2013) 048, [arXiv:1306.5273](#) [hep-ph].
- [11] P. Gondolo and G. B. Gelmini, “Halo independent comparison of direct dark matter detection data,” *JCAP* **1212** (2012) 015, [arXiv:1202.6359](#) [hep-ph].
- [12] P. J. Fox, Y. Kahn, and M. McCullough, “Taking Halo-Independent Dark Matter Methods Out of the Bin,” *JCAP* **1410** no. 10, (2014) 076, [arXiv:1403.6830](#) [hep-ph].
- [13] B. Feldstein and F. Kahlhoefer, “A new halo-independent approach to dark matter direct detection analysis,” *JCAP* **1408** (2014) 065, [arXiv:1403.4606](#) [hep-ph].

- [14] P. Gondolo and S. Scopel, “Halo-independent determination of the unmodulated WIMP signal in DAMA: the isotropic case,” [arXiv:1703.08942 \[hep-ph\]](#).
- [15] G. B. Gelmini, J.-H. Huh, and S. J. Witte, “Unified Halo-Independent Formalism Derived From Convex Hulls,” [arXiv:1707.07019 \[hep-ph\]](#).
- [16] A. Ibarra and A. Rappelt, “Optimized velocity distributions for direct dark matter detection,” [arXiv:1703.09168 \[hep-ph\]](#).
- [17] E. T. Jaynes, “Information Theory and Statistical Mechanics,” *Phys. Rev.* **106** (May, 1957) 620–630.
- [18] C. E. Shannon, “A Mathematical Theory of Communication,” *Bell System Technical Journal* **27** no. 3, (1948) 379–423.
- [19] L. R. Mead and N. Papanicolaou, “Maximum entropy in the problem of moments,” *Journal of Mathematical Physics* **25** no. 8, (1984) 2404–2417.
- [20] E. T. Jaynes, *The Relation of Bayesian and Maximum Entropy Methods*, pp. 25–29. Springer Netherlands, Dordrecht, 1988.
- [21] G. L. Bretthorst, “The maximum entropy method of moments and Bayesian probability theory,” *AIP Conference Proceedings* **1553** no. 1, (2013) 3–15.
- [22] J. Skilling, *The Axioms of Maximum Entropy*, pp. 173–187. Springer Netherlands, Dordrecht, 1988.
- [23] W. von der Linden, V. Dose, and U. von Toussaint, *Bayesian Probability Theory: Applications in the Physical Sciences*. Cambridge University Press, 2014.
- [24] S. Ciulli, M. Mounisif, N. Gorman, and T. D. Spearman, “On the application of maximum entropy to the moments problem,” *Journal of Mathematical Physics* **32** no. 7, (1991) 1717–1719.
- [25] S. Kopeć and G. L. Bretthorst, *Entropy, Moments and Probability Theory*, pp. 25–30. Springer Netherlands, Dordrecht, 1993.
- [26] B. J. Kavanagh and A. M. Green, “Model independent determination of the dark matter mass from direct detection experiments,” *Phys. Rev. Lett.* **111** no. 3, (2013) 031302, [arXiv:1303.6868 \[astro-ph.CO\]](#).
- [27] S. F. Gull and J. Skilling, *Quantified Maximum Entropy MemSys5 Users’ Manual*. Maximum Entropy Data Consultants Ltd., 1991.
- [28] **GAMBIT** Collaboration, T. Bringmann *et al.*, “DarkBit: A GAMBIT module for computing dark matter observables and likelihoods,” [arXiv:1705.07920 \[hep-ph\]](#).

- [29] H. Jeffreys, *The Theory of Probability*. Oxford University Press, 1939.
- [30] F. Feroz, M. P. Hobson, and M. Bridges, “MultiNest: an efficient and robust Bayesian inference tool for cosmology and particle physics,” *Mon. Not. Roy. Astron. Soc.* **398** (2009) 1601–1614, [arXiv:0809.3437 \[astro-ph\]](#).
- [31] M. J. D. Powell, “An efficient method for finding the minimum of a function of several variables without calculating derivatives,” *The Computer Journal* **7** no. 2, (1964) 155–162.