

On the Shapley value of unrooted phylogenetic trees

Kristina Wicke · Mareike Fischer

Received: date / Accepted: date

Abstract The Shapley value, a solution concept from cooperative game theory, has recently been considered for both unrooted and rooted phylogenetic trees. Here, we focus on the Shapley value of unrooted trees and first revisit the so-called split counts of a phylogenetic tree and the Shapley transformation matrix that allows for the calculation of the Shapley value from the edge lengths of a tree. We show that non-isomorphic trees may have permutation-equivalent Shapley transformation matrices and permutation-equivalent null spaces. This implies that estimating the split counts associated with a tree or the Shapley values of its leaves does not suffice to reconstruct the correct tree topology. We then turn to the use of the Shapley value as a prioritization criterion in biodiversity conservation and compare it to a greedy solution concept. Here, we show that for certain phylogenetic trees, the Shapley value may fail as a prioritization criterion, meaning that the diversity spanned by the top k species (ranked by their Shapley values) cannot approximate the total diversity of all n species.

Keywords Phylogenetic tree · Shapley value · Shapley transformation · Noah's ark problem

1 Introduction

The *Shapley value* of phylogenetic trees has been frequently discussed as a prioritization tool in biodiversity conservation. It was first introduced by Haake et al (2008) for unrooted phylogenetic trees, but has also been considered for rooted phylogenetic trees (cf. Hartmann (2013); Fuchs and Jin (2015); Wicke and Fischer (2017)). Here, we focus on unrooted phylogenetic trees and answer some of the questions posed in Haake et al (2008). On the one hand, we consider the relationship between the tree topology, the so-called *split counts* of a tree and the Shapley value. In particular, we show that non-isomorphic trees can have permutation-equivalent Shapley transformation matrices and, as a consequence, identical

K. Wicke
Institute of Mathematics and Computer Science, Ernst-Moritz-Arndt University, Greifswald, Germany
E-mail: kristina.wicke@uni-greifswald.de

M. Fischer (✉)
Institute of Mathematics and Computer Science, Ernst-Moritz-Arndt University, Greifswald, Germany
E-mail: email@mareikefischer.de

Shapley values. This means that estimating the Shapley values or split counts from data (and not inferring them from a tree) does not suffice to reconstruct the corresponding tree.

On the other hand, we consider the use of the Shapley value as a ranking criterion in the so-called *Noah's ark problem* (Weitzman (1998)) and compare it to a greedy solution concept (Steel (2005)). We show that the Shapley value can perform very badly as a prioritization criterion for a certain class of phylogenetic trees. In fact, we show that the diversity of the top k Shapley species (i.e. the k species with the highest Shapley values), may not approximate the total diversity of all species at all, while the total diversity is well captured by the top k greedy species (i.e. the k species chosen by a greedy approach).

The paper is organized as follows. After introducing some basic definitions and notations we turn to the Shapley transformation matrix of a phylogenetic tree and recall some known results. We then show that non-isomorphic trees can have permutation-equivalent Shapley transformation matrices. We conclude this paper by considering the Shapley value as a prioritization criterion in the Noah's ark problem (Weitzman (1998)).

2 Preliminaries

Let $T = (V(T), E(T))$ be a tree with nodes $V(T)$, edges $E(T)$, leaves $V_L \subseteq V(T)$ and no nodes of degree 2. Let X be a set of taxa and let $\phi : X \rightarrow V_L$ be a bijective mapping from the set of taxa into the set of leaves of T (X is therefore sometimes called *leaf set*). Then $\mathcal{T} := (T, \phi)$ is called a *phylogenetic X -tree* with *treeshape/topology* T . If all internal nodes are of degree 3, we call \mathcal{T} a *binary phylogenetic X -tree*. Without loss of generality we assume $X = \{1, \dots, n\}$ and use $n = |X|$ to denote the number of leaves of a tree. When we write $|\mathcal{T}|$ we also mean the number of leaves of the tree. In biology, often *rooted* phylogenetic trees with a designated root node (representing the last common ancestor of all present-day species) are considered, but here we will mostly be concerned with *unrooted* phylogenetic trees. Note that throughout this paper we always mean unrooted binary phylogenetic trees when we refer to trees unless stated otherwise. Moreover, we assume all edges in a tree to have positive edge lengths assigned to them (e.g., representing evolutionary time between speciation events or substitution rates) and denote the length of an edge $k \in E(T)$ by α_k (cf. Figure 1).

Given a weighted unrooted phylogenetic tree and a subset $S \subseteq X$ of taxa, the *phylogenetic diversity* $PD(S)$ of S is defined as the sum of edge lengths in the smallest spanning tree that connects the taxa in S .

In the following, we will consider the *phylogenetic tree game* introduced by Haake et al (2008), which is a cooperative game associated with a phylogenetic tree. Recall that in game theory, a *cooperative game* is a pair (N, v) consisting of a set of players $N = \{1, \dots, n\}$ and a *characteristic function* $v : 2^N \rightarrow \mathbb{R}$ that assigns a real number to every coalition $S \in 2^N$ of players. Given a phylogenetic tree \mathcal{T} we define the *phylogenetic tree game* as the pair $(X, PD_{\mathcal{T}})$ consisting of the set of species X and the phylogenetic diversity measure PD that assigns a real value to all subsets $S \subseteq X$ of species (adapted from Haake et al (2008)). An important solution concept in cooperative game theory is the so-called *Shapley value* that can also be used in the context of phylogenetic tree games. Given a phylogenetic tree game $(X, PD_{\mathcal{T}})$, the Shapley value is a vector $SV = (SV_i)$ defined as

$$SV_i(X, PD_{\mathcal{T}}) = \frac{1}{n!} \sum_{\substack{S \subseteq X \\ i \in S}} \left((|S| - 1)! (n - |S|)! (PD(S) - PD(S \setminus \{i\})) \right), \quad (1)$$

where $n = |X|$ and S denotes a subset of species containing taxon i . Biologically, the Shapley value of a given species may be interpreted as the average contribution of a species to overall phylogenetic diversity and thus has been suggested as a prioritization criterion in biodiversity conservation (cf. Haake et al (2008)).

Note that the Shapley value of a phylogenetic tree game is a linear function of the edge weights of the tree. This linear transformation is called the *Shapley transformation* in Haake et al (2008) and is the main focus of the following section.

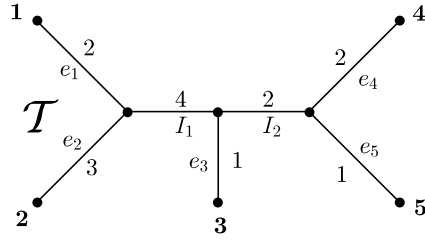


Figure 1: Phylogenetic X -tree \mathcal{T} with leaf set $X = \{1, 2, 3, 4, 5\}$ and edge lengths $\alpha_{e_1} = 2, \alpha_{e_2} = 3, \dots, \alpha_{I_1} = 4$ and $\alpha_{I_2} = 2$. The vector of edge weights described in Definition 1 is thus $(2, 3, 1, 2, 1, 4, 2)$.

3 The Shapley transformation matrix

Following the notation of Haake et al (2008), we refer to the weights of edges incident to leaves as *leaf weights* and to the weights of internal edges as *internal edge weights*. Recall that an unrooted binary phylogenetic tree on n taxa has precisely $2n - 3$ edges, whereof $n - 3$ edges are internal edges (cf. Steel (2016, p. 10)). Then we can define the *Shapley transformation matrix* as follows (taken from Haake et al (2008)).

Definition 1 (Shapley transformation matrix) Let \mathcal{T} be a phylogenetic X -tree with leaf set $X = \{1, \dots, n\}$, associated leaf weights $\alpha_1, \dots, \alpha_n$ and internal edges I_1, \dots, I_{n-3} with associated internal edge weights $\alpha_{I_1}, \dots, \alpha_{I_{n-3}}$. Let \vec{E} be a vector consisting of the edge weights in this order: $(\alpha_1, \dots, \alpha_n, \alpha_{I_1}, \dots, \alpha_{I_{n-3}})^\top$. Then we define $\mathbf{M} = \mathbf{M}(X, PD_{\mathcal{T}})$ to be the $n \times (2n - 3)$ matrix that represents the Shapley transformation, such that the Shapley value of the game $(X, PD_{\mathcal{T}})$ is

$$SV(X, PD_{\mathcal{T}}) = (SV_1, SV_2, \dots, SV_n)^\top = \mathbf{M}\vec{E},$$

where SV_i is the Shapley value of leaf i . The rows of \mathbf{M} correspond to the leaves of the tree and the columns correspond to its edges.

Note that the Shapley transformation matrix \mathbf{M} depends on the tree topology. To be more precise, it was shown in Haake et al (2008) that \mathbf{M} depends on the so-called *split counts* of a tree.

Definition 2 (Split counts) Let \mathcal{T} be a phylogenetic X -tree with leaf set $X = \{1, \dots, n\}$ and edge set E . For a leaf $i \in X$ and an edge $k \in E$ the removal of k splits \mathcal{T} into two

subtrees. Let $C(i, k)$ denote the set of leaves in the subtree that contains i (the ‘‘containing’’ subtree) and let $\mathcal{F}(i, k)$ denote the set of leaves in the other subtree that is ‘‘far’’ from i . We set $c(i, k) := |C(i, k)|$ and $f(i, k) := |\mathcal{F}(i, k)|$ and call $c(i, k)$ and $f(i, k)$ the *split counts* associated with leaf i and edge k . Note that $c(i, k) + f(i, k) = n$ for all $i \in X$.

Example 1 Consider leaf 3 and edge I_1 of the phylogenetic tree \mathcal{T} depicted in Figure 1. Then $C(3, I_1) = \{3, 4, 5\}$ and $\mathcal{F}(3, I_1) = \{1, 2\}$. Thus, $c(3, I_1) = 3$ and $f(3, I_1) = 2$.

Based on the split counts of a phylogenetic tree the entries of the Shapley transformation matrix can be calculated as follows:

Theorem 1 (Haake et al (2008)) *Let \mathcal{T} be a phylogenetic tree with n leaves. Then the (i, k) th entry of the Shapley transformation matrix \mathbf{M} is given by*

$$\mathbf{M}[i, k] = \frac{f(i, k)}{nc(i, k)}. \quad (2)$$

The split counts can also be used to compute a basis for the null space of \mathbf{M} .

Theorem 2 (Haake et al (2008)) *Let \mathcal{T} be a phylogenetic tree with leaf set $X = \{1, \dots, n\}$ and internal edges I_1, \dots, I_{n-3} . The dimension of the null space of $\mathbf{M} = \mathbf{M}(X, PD_{\mathcal{T}})$ is $n - 3$. A basis for the null space is the collection of vectors $\{w_{I_k}\}$ in \mathbb{R}^{2n-3} , one for each internal edge I_k :*

$$(w_{I_k})_i = \begin{cases} -\frac{f(i, k)-1}{(n-2)c(i, k)}, & \text{if } 1 \leq i \leq n \\ 1, & \text{if } i = n+k \\ 0, & \text{otherwise.} \end{cases} \quad (3)$$

Example 2 Consider the phylogenetic tree \mathcal{T} on $n = 5$ leaves depicted in Figure 1. The Shapley transformation matrix for \mathcal{T} is

$$\mathbf{M}_{\mathcal{T}} = \begin{matrix} & \begin{matrix} e_1 & e_2 & e_3 & e_4 & e_5 & I_1 & I_2 \end{matrix} \\ \begin{matrix} 1 \\ 2 \\ 3 \\ 4 \\ 5 \end{matrix} & \begin{pmatrix} 4/5 & 1/20 & 1/20 & 1/20 & 1/20 & 3/10 & 2/15 \\ 1/20 & 4/5 & 1/20 & 1/20 & 1/20 & 3/10 & 2/15 \\ 1/20 & 1/20 & 4/5 & 1/20 & 1/20 & 2/15 & 2/15 \\ 1/20 & 1/20 & 1/20 & 4/5 & 1/20 & 2/15 & 3/10 \\ 1/20 & 1/20 & 1/20 & 1/20 & 4/5 & 2/15 & 3/10 \end{pmatrix} \end{matrix}$$

and the Shapley value for the game $(X, PD_{\mathcal{T}})$ calculates as

$$SV(X, PD_{\mathcal{T}}) = \mathbf{M} \cdot \vec{E}^{\top} = \mathbf{M} \cdot (2, 3, 1, 2, 1, 4, 2)^{\top} = (41/12, 25/6, 2, 37/12, 7/3)^{\top}.$$

A basis for the null space is

$$\left\{ \begin{pmatrix} -1/3 \\ -1/3 \\ -1/9 \\ -1/9 \\ -1/9 \\ 1 \\ 0 \end{pmatrix}, \begin{pmatrix} -1/9 \\ -1/9 \\ -1/9 \\ -1/3 \\ -1/3 \\ 0 \\ 1 \end{pmatrix} \right\}.$$




Figure 2: Phylogenetic X -trees \mathcal{T} and \mathcal{T}' on $X = \{1, 2, 3, 4\}$ that are regarded as *isomorphic*, because they have the same topology.

Moreover, following Haake et al (2008) we call two trees *isomorphic* if there is a bijection between the edges that maps one tree to the other and preserves the topological structure of the tree. Note that here we are only taking into account the treeshape or topology and not the labelling of leaves, i.e. we for example regard \mathcal{T} and \mathcal{T}' depicted in Figure 2 as isomorphic, because they have the same topology. Still, they depict different evolutionary relationships between the species 1, 2, 3 and 4.

We call two matrices *permutation-equivalent* if they only differ by a permutation of the rows and a permutation of the columns, i.e. two matrices M_1 and $M_2 \in \mathbb{R}^{m \times n}$ are permutation-equivalent if there exists a permutation matrix $P \in \mathbb{R}^{m \times m}$ and a permutation matrix $Q \in \mathbb{R}^{n \times n}$ such that

$$PM_1Q = M_2.$$

Similarly, we call two subspaces of \mathbb{R}^n *permutation-equivalent* if one space can be obtained from the other by some permutation of the coordinates. Based on this notation we can restate the following theorem from Haake et al (2008).

Theorem 3 (Haake et al (2008)) *Isomorphic trees induce permutation-equivalent Shapley transformation matrices with permutation-equivalent null spaces. Hence, if for two trees $\mathcal{T}_1, \mathcal{T}_2$, their Shapley transformation matrices $\mathbf{M}_1, \mathbf{M}_2$ or their null spaces are not permutation-equivalent, then $\mathcal{T}_1, \mathcal{T}_2$ must not be isomorphic.*

Theorem 3 follows from the fact that the split counts of a tree only depend on the topological structure of the tree. To be precise, isomorphic trees induce the same Shapley transformation matrix \mathbf{M} up to a permutation of the rows (given by permuting the order of the leaves that define the rows) and a permutation of the columns (given by permuting the order of the edges that define the columns).

In their paper, Haake et al (2008) raise two questions concerning the relationship between the split counts of a tree, its topology and the Shapley transformation matrix, namely:

1. Is there a way to determine or estimate split counts from data, and can this assist in determining the correct tree topology?
2. Does the converse of Theorem 3 hold, i.e. if two trees have permutation-equivalent Shapley transformation matrices or permutation-equivalent null spaces, are they isomorphic?

In the following we present our main result. We show that there are non-isomorphic trees, i.e. trees of different topology, that induce permutation-equivalent Shapley transformation matrices and permutation-equivalent null spaces. This implies that we can negate

the second question. We then also negate the second part of the first question, because our results show that split counts are not sufficient to determine the topology of a tree.

Observation 1 *Two trees $\mathcal{T}_1, \mathcal{T}_2$ with permutation-equivalent Shapley transformation matrices or permutation-equivalent null spaces are not necessarily isomorphic.*

Proof Consider the two trees \mathcal{T}_1 and \mathcal{T}_2 depicted in Figure 3 (cf. Fischer and Liebscher (2015) where \mathcal{T}_1 and \mathcal{T}_2 are considered in another context). \mathcal{T}_1 and \mathcal{T}_2 are clearly not isomorphic, because they have different topologies. However, for each leaf $i \in \{1, \dots, 16\}$ and edge $k \in \{e_1, \dots, e_{16}, I_1, \dots, I_{13}\}$ both trees exhibit the same split counts. Thus, they induce permutation-equivalent Shapley transformation matrices and permutation-equivalent null spaces. \square

Remark 1 The pair $(\mathcal{T}_1, \mathcal{T}_2)$ in Figure 3 is the smallest example for a pair of non-isomorphic trees inducing permutation-equivalent Shapley transformation matrices and permutation-equivalent null spaces, which we verified by an exhaustive search and analysis of all tree topologies on fewer than 16 leaves and their split counts.

Note that if we had also taken into account the labelling of leaves and not only the tree topology when defining isomorphism of trees, i.e. if we had not regarded \mathcal{T} and \mathcal{T}' (Figure 2) as isomorphic, but as non-isomorphic, then \mathcal{T} and \mathcal{T}' would have been a smallest example, because clearly they induce permutation-equivalent Shapley transformation matrices and permutation-equivalent nullspaces (since they share the same topology).

However, in the following we generalize the pair $(\mathcal{T}_1, \mathcal{T}_2)$ to a class of pairs $(\mathcal{T}_1^*, \mathcal{T}_2^*)$, where \mathcal{T}_1^* and \mathcal{T}_2^* are non-isomorphic trees on ≥ 16 leaves that induce permutation-equivalent Shapley transformation matrices and permutation-equivalent null spaces.

Observation 2 *Trees of type \mathcal{T}_1^* and \mathcal{T}_2^* as in Figure 4 induce permutation-equivalent Shapley transformation matrices and permutation-equivalent null spaces, but are not isomorphic.*

Remark 2 Setting $\mathcal{T}_A, \mathcal{T}_C$ to the so-called rooted caterpillar tree on four leaves and $\mathcal{T}_B, \mathcal{T}_D$ to the fully balanced tree on four leaves, \mathcal{T}_1^* and \mathcal{T}_2^* coincide with \mathcal{T}_1 and \mathcal{T}_2 depicted in Figure 3 and used in the proof of Observation 1.

Proof Let \mathcal{T}_1^* and \mathcal{T}_2^* be two trees consisting of four rooted subtrees as depicted in Figure 4, where

- $|\mathcal{T}_A| = |\mathcal{T}_B|$, but \mathcal{T}_A and \mathcal{T}_B are of different shape,
- $|\mathcal{T}_C| = |\mathcal{T}_D|$, but \mathcal{T}_C and \mathcal{T}_D are of different shape.

Note that this implies $|\mathcal{T}_A|, |\mathcal{T}_B|, |\mathcal{T}_C|$ and $|\mathcal{T}_D| \geq 4$ (cf. Semple and Steel (2003, p. 25)). Clearly, \mathcal{T}_1^* and \mathcal{T}_2^* are not isomorphic, since both $\mathcal{T}_A, \mathcal{T}_B$ and $\mathcal{T}_C, \mathcal{T}_D$ are of different shapes. In order to show that \mathcal{T}_1^* and \mathcal{T}_2^* induce permutation-equivalent Shapley transformation matrices and permutation-equivalent null spaces we show that they exhibit the same split counts for each leaf i and edge k . Here, we distinguish between different cases:

- Leaf i is in subtree \mathcal{T}_m and edge k is also in subtree \mathcal{T}_m with $m \in \{A, \dots, D\}$. Let M denote the leaf set of \mathcal{T}_m . Then k induces a split $M_1|M_2$ with $M_1, M_2 \subset M$, $M_1 \cap M_2 = \emptyset$ and $M_1 \cup M_2 = M$. W.l.o.g. let M_1 be the set of leaves of \mathcal{T}_m that is still connected to the rest of \mathcal{T}_1^* , respectively \mathcal{T}_2^* , while M_2 is the set that is far from it. Now, there are two cases:

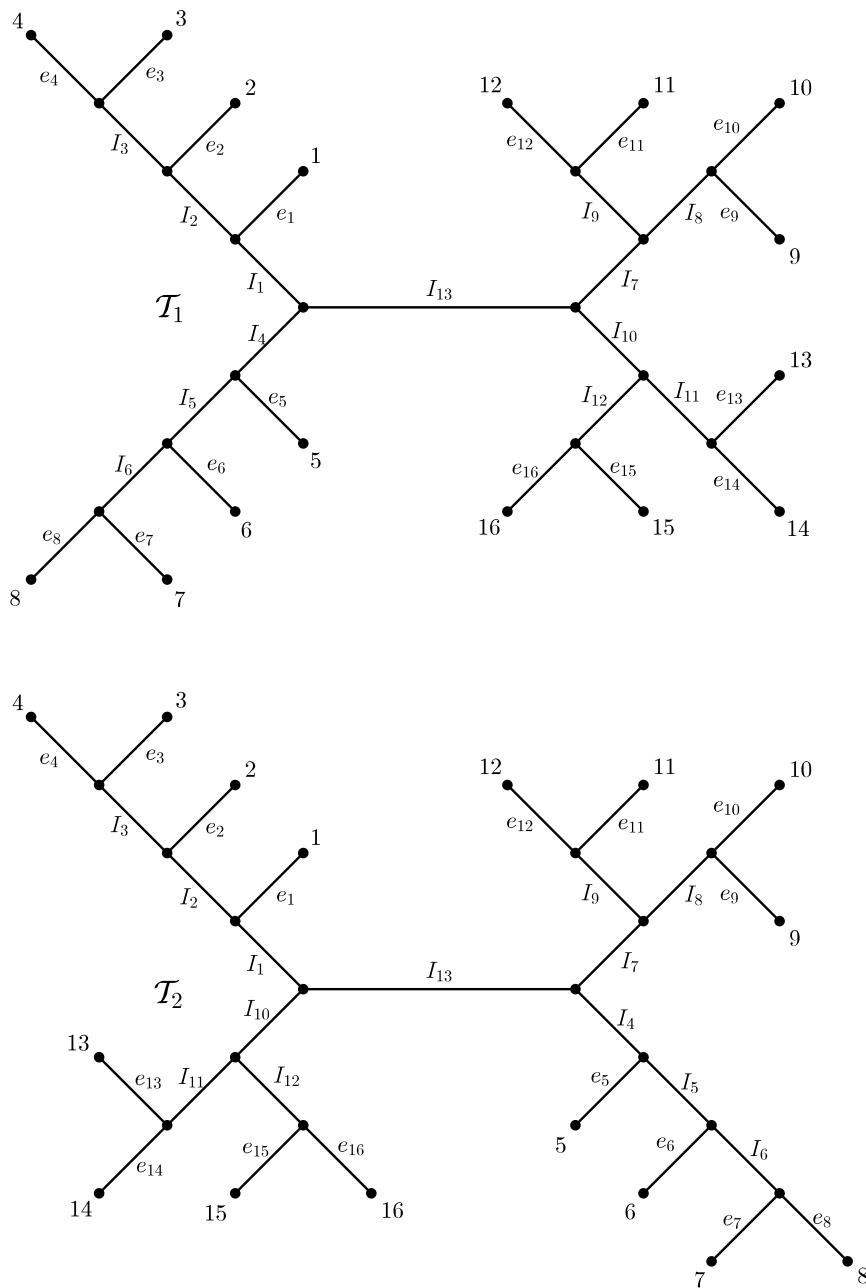


Figure 3: Two non-isomorphic trees \mathcal{T}_1 and \mathcal{T}_2 on 16 leaves that induce permutation-equivalent Shapley transformation matrices and permutation-equivalent null spaces (cf. Fischer and Liebscher (2015) where these trees are considered in a different context).

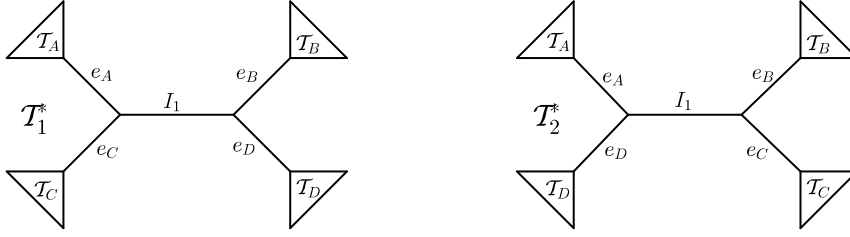


Figure 4: Two non-isomorphic trees \mathcal{T}_1^* and \mathcal{T}_2^* consisting of four rooted subtrees, where $|\mathcal{T}_A| = |\mathcal{T}_B|$, but \mathcal{T}_A and \mathcal{T}_B have different topologies and $|\mathcal{T}_C| = |\mathcal{T}_D|$, but \mathcal{T}_C and \mathcal{T}_D have different topologies ($|\mathcal{T}_A|, |\mathcal{T}_B|, |\mathcal{T}_C|$ and $|\mathcal{T}_D| \geq 4$).

1. Leaf i is in M_1 . Then $\mathcal{C}(i, k) = \bigcup_{\mathcal{T}_s, s \neq m} S \cup M_1$, where S denotes the leaf set of subtree \mathcal{T}_s with $s \in \{A, \dots, D\}$ and $\mathcal{F}(i, k) = M_2$.
2. Leaf i is in M_2 . Then $\mathcal{C}(i, k) = M_2$ and $\mathcal{F}(i, k) = \bigcup_{\mathcal{T}_s, s \neq m} S \cup M_1$.

However, this holds both for \mathcal{T}_1^* and in \mathcal{T}_2^* . Thus, the split counts $f(i, k)$ and $c(i, k)$ induced by i and k are the same in \mathcal{T}_1^* and in \mathcal{T}_2^* .

- Leaf i is in subtree \mathcal{T}_m , but edge k is in subtree \mathcal{T}_n with $m \neq n$ and $m, n \in \{A, \dots, D\}$. Let N denote the leaf set of subtree \mathcal{T}_n . Then k induces a split $N_1|N_2$ with $N_1, N_2 \subset N$, $N_1 \cap N_2 = \emptyset$ and $N_1 \cup N_2 = N$. W.l.o.g. let N_1 be the set of leaves of \mathcal{T}_n that is still connected to the rest of \mathcal{T}_1^* , respectively \mathcal{T}_2^* , while N_2 is the set that is far from it. Then both in \mathcal{T}_1^* and in \mathcal{T}_2^* we have $\mathcal{C}(i, k) = \bigcup_{\mathcal{T}_s, s \neq n} S \cup N_1$, where S denotes the leaf set of subtree \mathcal{T}_s with $s \in \{A, \dots, D\}$. Analogously, $\mathcal{F}(i, k) = N_2$ both in \mathcal{T}_1^* and \mathcal{T}_2^* . Thus, both trees exhibit the same split counts induced by leaf i and edge k .

- Now consider the edges e_A, \dots, e_D as depicted in Figure 4. Let S denote the leaf set of \mathcal{T}_s with $s \in \{A, \dots, D\}$. Then both in \mathcal{T}_1^* and \mathcal{T}_2^* , e_A induces the split $A|BCD$, e_B induces the split $B|ACD$ and so forth. Exemplarily, we consider e_A and distinguish between two cases:

1. Leaf $i \in A$. Then $\mathcal{C}(i, e_A) = A$ and $\mathcal{F}(i, e_A) = B \cup C \cup D$.
2. Leaf $i \notin A$. Then $\mathcal{C}(i, e_A) = B \cup C \cup D$ and $\mathcal{F}(i, e_A) = A$. Again, this holds both in \mathcal{T}_1^* and in \mathcal{T}_2^* , thus the split counts induced by a leaf i and edge e_A are the same.

Analogously, this follows for e_B, e_C and e_D .

- Now consider edge I_1 . Again, we use S to denote the leaf set of \mathcal{T}_s with $s \in \{A, \dots, D\}$. In \mathcal{T}_1^* , I_1 induces the split $AC|BD$, while in \mathcal{T}_2^* it induces the split $AD|BC$. Recall that by assumption $|\mathcal{T}_A| = |\mathcal{T}_B|$ and $|\mathcal{T}_C| = |\mathcal{T}_D|$, i.e. $|A| = |B|$ and $|C| = |D|$.

1. Leaf $i \in A$:
 - Split counts in \mathcal{T}_1^* :

$$\begin{aligned} c(i, I_1) &= |A| + |C| = |A| + |D| \\ f(i, I_1) &= |B| + |D| = |B| + |C| \end{aligned}$$

– Split counts in \mathcal{T}_2^* :

$$\begin{aligned} c(i, I_1) &= |A| + |D| \\ f(i, I_1) &= |B| + |C| \end{aligned}$$

2. Leaf $i \in B$:

– Split counts in \mathcal{T}_1^* :

$$\begin{aligned} c(i, I_1) &= |B| + |D| = |B| + |C| \\ f(i, I_1) &= |A| + |C| = |A| + |D| \end{aligned}$$

– Split counts in \mathcal{T}_2^* :

$$\begin{aligned} c(i, I_1) &= |B| + |C| \\ f(i, I_1) &= |A| + |D| \end{aligned}$$

3. Leaf $i \in C$:

– Split counts in \mathcal{T}_1^* :

$$\begin{aligned} c(i, I_1) &= |A| + |C| = |B| + |C| \\ f(i, I_1) &= |B| + |D| = |A| + |D| \end{aligned}$$

– Split counts in \mathcal{T}_2^* :

$$\begin{aligned} c(i, I_1) &= |B| + |C| \\ f(i, I_1) &= |A| + |D| \end{aligned}$$

4. Leaf $i \in D$:

– Split counts in \mathcal{T}_1^* :

$$\begin{aligned} c(i, I_1) &= |B| + |D| = |A| + |D| \\ f(i, I_1) &= |A| + |C| = |B| + |C| \end{aligned}$$

– Split counts in \mathcal{T}_2^* :

$$\begin{aligned} c(i, I_1) &= |A| + |D| \\ f(i, I_1) &= |B| + |C| \end{aligned}$$

Thus, in all cases the split counts induced by edge I_1 and any leaf coincide in \mathcal{T}_1^* and \mathcal{T}_2^* .

Since \mathcal{T}_1^* and \mathcal{T}_2^* exhibit the same split counts $c(i, k)$ and $f(i, k)$ for each leaf i and edge k , they induce permutation-equivalent Shapley transformation matrices and permutation-equivalent null spaces. \square

Note that the above observations show that determining or estimating split counts from data cannot assist in determining the correct tree topology, because non-isomorphic trees may exhibit identical split counts. Neither does estimating the Shapley value from data assist in determining the correct tree topology, because non-isomorphic trees may also have identical Shapley values. Consider for example \mathcal{T}_1 and \mathcal{T}_2 depicted in Figure 3 and set all edge lengths to one. Since \mathcal{T}_1 and \mathcal{T}_2 have permutation-equivalent Shapley transformation matrices, the Shapley values of the leaves in \mathcal{T}_1 and \mathcal{T}_2 coincide.

Thus, we conclude this section with another observation.

Observation 3 *Neither split counts nor the Shapley values of all leaves (e.g. estimated from data) suffice to reconstruct the correct tree topology.*

4 The Shapley value and the Noah's ark problem

We now turn to an application of the Shapley value of phylogenetic trees, namely its use as a criterion for prioritizing species in nature conservation. In particular, we consider a simple variant of the so-called *Noah's ark problem* (NAP) (cf. Weitzman (1998)) and compare the Shapley value to a greedy approach introduced by Steel (2005). To be precise, we look for a subset W of X of given size, say k , that has maximal PD score. In other words, given a phylogenetic X -tree \mathcal{T} and $k \in \mathbb{N}$, we look for a maximum-weight subtree of \mathcal{T} on leaf set W . Steel (2005) showed that a greedy algorithm can solve this problem. For $k \geq 1$, let

$$pd_k = \max\{PD(W) : W \subseteq X, |W| = k\}$$

denote the largest possible phylogenetic diversity value across all subsets of species of size k and let

$$PD_k = \{W \subseteq X : |W| = k \text{ and } PD(W) = pd_k\}$$

be the set of all collections of k species that realize this maximal phylogenetic diversity (taken from Steel (2005)). Then a greedy algorithm can be used to determine PD_k .

Theorem 4 (Steel (2005)) PD_k consists precisely of those subsets of X of size k that can be built up as follows: Select any pair of species that are maximally far apart (in the edge-weighted tree \mathcal{T}) and then sequentially add elements of X so as to maximize at each step the increase in PD score.

Haake et al (2008) now state the following question:

- If we use the Shapley value to rank species in the Noah's ark problem for preservation, to what extent can we guarantee that the diversity of the top k species (i.e. the weight of the subtree spanning them) approximates the total diversity of all n species?

In the following we show that for certain trees the diversity of the top k species (ranked by their Shapley values) tends to zero, while the diversity of all n species tends to infinity. Thus, the top k species cannot approximate the total diversity of all n species.

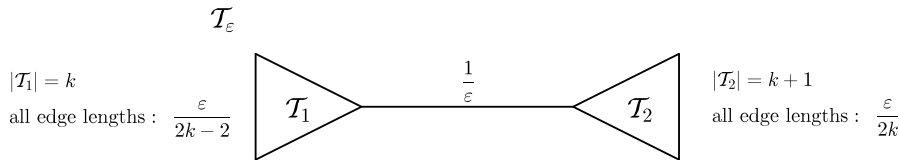


Figure 5: Phylogenetic tree \mathcal{T}_ε on $n = 2k + 1$ leaves consisting of two subtrees \mathcal{T}_1 and \mathcal{T}_2 with $|\mathcal{T}_1| = k$ and $|\mathcal{T}_2| = k + 1$. The edge connecting \mathcal{T}_1 and \mathcal{T}_2 has length $\frac{1}{\varepsilon}$, while all edges in \mathcal{T}_1 have length $\frac{\varepsilon}{2k-2}$ and all edges in \mathcal{T}_2 have length $\frac{\varepsilon}{2k}$.

Proposition 1 Let \mathcal{T}_ε be a phylogenetic tree on $n = 2k + 1$ leaves consisting of two subtrees \mathcal{T}_1 and \mathcal{T}_2 with $|\mathcal{T}_1| = k$ and $|\mathcal{T}_2| = k + 1$ and $k \geq 1$ as depicted in Figure 5. Let the edge

connecting \mathcal{T}_1 and \mathcal{T}_2 have length $\frac{1}{\varepsilon}$, and let all edges in \mathcal{T}_1 have length $\frac{\varepsilon}{2k-2}$ and all edges in \mathcal{T}_2 have length $\frac{\varepsilon}{2k}$. Moreover, let

$$0 < \varepsilon < \sqrt{\frac{k+2}{k^3+3k^2-2}}.$$

Then the top $k' \leq k$ species (ranked by their Shapley values) are all in \mathcal{T}_1 , and for $\varepsilon \rightarrow 0$ their diversity tends to zero, while the diversity of all n species tends to infinity.

Proof Let \mathcal{T}_ε be as depicted in Figure 5. Let the leaf set of \mathcal{T}_1 be $\{s_1^1, s_2^1, \dots, s_k^1\}$ and let the leaf set of \mathcal{T}_2 be $\{s_1^2, s_2^2, \dots, s_{k+1}^2\}$ with $k \geq 1$. Let $s_1, \dots, s_{k'}$ be the top k' species (ranked by their Shapley values) with $k' \leq k$. In the following we will show that for $0 < \varepsilon < \sqrt{\frac{k+2}{k^3+3k^2-2}}$ the species $s_1, \dots, s_{k'}$ are all leaves of \mathcal{T}_1 . Note that \mathcal{T}_1 is a rooted phylogenetic tree on k leaves and \mathcal{T}_2 is a rooted phylogenetic tree on $k+1$ leaves. Thus, \mathcal{T}_1 has $2k-2$ edges and \mathcal{T}_2 has $2(k+1)-2 = 2k$ edges (cf. Steel (2016, p. 10)). Thus, the diversity spanned by all leaves of \mathcal{T}_1 calculates as

$$PD(\{s_1^1, s_2^1, \dots, s_k^1\}) = (2k-2) \cdot \frac{\varepsilon}{2k-2} = \varepsilon,$$

because all edge lengths in \mathcal{T}_1 are defined as $\frac{\varepsilon}{2k-2}$. If we can show that the top k' species $s_1, \dots, s_{k'}$ (ranked by their Shapley values) are all leaves of \mathcal{T}_1 this implies

$$0 \leq PD(\{s_1, \dots, s_{k'}\}) \leq \varepsilon \xrightarrow{\varepsilon \rightarrow 0} 0.$$

Considering the diversity of all $n = 2k+1$ species, however, we have

$$\begin{aligned} PD(\{s_1^1, s_2^1, \dots, s_k^1, s_1^2, s_2^2, \dots, s_{k+1}^2\}) &= (2k-2) \cdot \frac{\varepsilon}{2k-2} + \frac{1}{\varepsilon} + 2k \cdot \frac{\varepsilon}{2k} \\ &= 2\varepsilon + \frac{1}{\varepsilon} \xrightarrow{\varepsilon \rightarrow 0} \infty. \end{aligned}$$

Thus, it remains to show that the top k' species (ranked by their Shapley values) are all in \mathcal{T}_1 , i.e. we need to show that $\{s_1, \dots, s_{k'}\} \subseteq \{s_1^1, \dots, s_k^1\}$. The idea is to show that the minimal Shapley value of any species in \mathcal{T}_1 is still greater than the maximal Shapley value of any species in \mathcal{T}_2 . Thus, we define

$$\begin{aligned} SV_{\mathcal{T}_1}^{\min} &:= \min_{s_i^1 \in \{s_1^1, \dots, s_k^1\}} SV(s_i^1) \text{ and} \\ SV_{\mathcal{T}_2}^{\max} &:= \max_{s_j^2 \in \{s_1^2, \dots, s_{k+1}^2\}} SV(s_j^2). \end{aligned}$$

We now develop bounds for $SV_{\mathcal{T}_1}^{\min}$ and $SV_{\mathcal{T}_2}^{\max}$ and then show that if $0 < \varepsilon < \sqrt{\frac{k+2}{k^3+3k^2-2}}$, we have $SV_{\mathcal{T}_1}^{\min} > SV_{\mathcal{T}_2}^{\max}$. Recall that the Shapley value of a phylogenetic tree game could be calculated by multiplying the Shapley transformation matrix \mathbf{M} with the vector of edge lengths \vec{E} of the tree, where the (i, k) th entry of the Shapley transformation matrix is given by $\mathbf{M}[i, k] = \frac{f(i, k)}{nc(i, k)}$ which we call *split factor* in the following (cf. Theorem 1). We

now develop a lower bound for $SV_{\mathcal{T}_1}^{\min}$ by considering bounds on $f(i, k)$ and $c(i, k)$. Let e denote the edge connecting \mathcal{T}_1 and \mathcal{T}_2 . Then

$$\begin{aligned}
SV_{\mathcal{T}_1}^{\min} &\geq \underbrace{\frac{k+1}{(2k+1)k}}_{\text{split factor}} \cdot \underbrace{\frac{1}{\varepsilon}}_{\text{length of edge } e} + \underbrace{\frac{(2k-2)}{\text{number of edges in } \mathcal{T}_1}}_{\text{number of edges in } \mathcal{T}_1} \cdot \underbrace{\frac{1}{(2k+1)2k}}_{\text{split factor}} \cdot \underbrace{\frac{\varepsilon}{2k-2}}_{\text{length of an edge in } \mathcal{T}_1} \\
&\quad + \underbrace{\frac{2k}{\text{number of edges in } \mathcal{T}_2}}_{\text{number of edges in } \mathcal{T}_2} \cdot \underbrace{\frac{1}{(2k+1)2k}}_{\text{split factor}} \cdot \underbrace{\frac{\varepsilon}{2k}}_{\text{length of an edge in } \mathcal{T}_2} \\
&= \frac{k+1}{\varepsilon(2k^2+k)} + \frac{\varepsilon}{4k^2+2k} + \frac{\varepsilon}{4k^2+2k} \\
&= \frac{k+1}{\varepsilon(2k^2+k)} + \frac{\varepsilon}{2k^2+k}.
\end{aligned}$$

Here, for edge e separating \mathcal{T}_1 and \mathcal{T}_2 and any leaf i in \mathcal{T}_1 , we have $f(i, e) = k+1$ and $c(i, e) = k$, because there are $k+1$ leaves in \mathcal{T}_2 (that is "far" from \mathcal{T}_1) and \mathcal{T}_1 has k leaves. For any edge e' in \mathcal{T}_1 or \mathcal{T}_2 and any leaf i in \mathcal{T}_1 , we have $f(i, e') \geq 1$ and $c(i, e') \leq 2k$, because e' separates at least one leaf from the rest of the tree. Similarly, we develop an upper bound for $SV_{\mathcal{T}_2}^{\max}$.

$$\begin{aligned}
SV_{\mathcal{T}_2}^{\max} &\leq \underbrace{\frac{k}{(2k+1)(k+1)}}_{\text{split factor}} \cdot \underbrace{\frac{1}{\varepsilon}}_{\text{length of edge } e} + \underbrace{\frac{(2k-2)}{\text{number of edges in } \mathcal{T}_1}}_{\text{number of edges in } \mathcal{T}_1} \cdot \underbrace{\frac{k-1}{(2k+1)(k+2)}}_{\text{split factor}} \cdot \underbrace{\frac{\varepsilon}{2k-2}}_{\text{length of an edge in } \mathcal{T}_1} \\
&\quad + \underbrace{\frac{2k}{\text{number of edges in } \mathcal{T}_2}}_{\text{number of edges in } \mathcal{T}_2} \cdot \underbrace{\frac{2k}{(2k+1) \cdot 1}}_{\text{split factor}} \cdot \underbrace{\frac{\varepsilon}{2k}}_{\text{length of an edge in } \mathcal{T}_2} \\
&= \frac{k}{\varepsilon(2k^2+3k+1)} + \frac{\varepsilon(k-1)}{2k^2+5k+2} + \frac{\varepsilon 2k}{2k+1} \\
&= \frac{k}{\varepsilon(2k^2+3k+1)} + \frac{\varepsilon(2k^2+5k-1)}{2k^2+5k+2}.
\end{aligned}$$

Here, for edge e and any leaf j in \mathcal{T}_2 , we have $f(j, e) = k$ and $c(j, e) = k+1$, because e separates \mathcal{T}_1 from \mathcal{T}_2 . For an edge e_1 in \mathcal{T}_1 and any leaf j in \mathcal{T}_2 , e_1 separates at most $k-1$ leaves in \mathcal{T}_1 from j , thus $f(j, e_1) \leq k-1$ and $c(j, e_1) \geq k+2$. Conversely, for an edge e_2 in \mathcal{T}_2 and any leaf j in \mathcal{T}_2 , e_2 separates at most k leaves of \mathcal{T}_1 and k leaves of \mathcal{T}_2 from j . Thus, $f(j, e_2) \leq 2k$ and $c(j, e_2) \geq 1$. Now, we compare the lower bound for $SV_{\mathcal{T}_1}^{\min}$ and the upper bound for $SV_{\mathcal{T}_2}^{\max}$. Using Mathematica (Wolfram Research Inc. (2017)) we solved the inequality

$$\frac{k+1}{\varepsilon(2k^2+k)} + \frac{\varepsilon}{2k^2+k} > \frac{k}{\varepsilon(2k^2+3k+1)} + \frac{\varepsilon(2k^2+5k-1)}{2k^2+5k+2},$$

where $k \geq 1$. We found that the above inequality holds for

$$0 < \varepsilon < \sqrt{\frac{k+2}{k^3+3k^2-2}}.$$

This means that for $0 < \varepsilon < \sqrt{\frac{k+2}{k^3+3k^2-2}}$, we have $SV_{\mathcal{T}_1}^{\min} > SV_{\mathcal{T}_2}^{\max}$, and thus all species in \mathcal{T}_1 have a higher Shapley value than the species in \mathcal{T}_2 , and in particular the top k' species with $k' \leq k$ are all leaves of \mathcal{T}_1 , which completes the proof. \square

Remark 3 Note that following the greedy approach of Theorem 4, we would first select a pair of species s_i^1 and s_j^2 , where s_i^1 is in \mathcal{T}_1 and s_j^2 is in \mathcal{T}_2 and then sequentially add $k' - 2$ leaves of \mathcal{T}_1 or \mathcal{T}_2 that maximize the increase in the PD score. Recall that the diversity of all $n = 2k + 1$ species was given by

$$PD(\{s_1^1, s_2^1, \dots, s_k^1, s_1^2, s_2^2, \dots, s_{k+1}^2\}) = 2\varepsilon + \frac{1}{\varepsilon}.$$

Now let $\{s_i^1, s_j^2, \tilde{s}_1, \tilde{s}_2, \dots, \tilde{s}_{k'-2}\}$ be the set of the top k' species obtained from the greedy algorithm. Then

$$PD(\{s_i^1, s_j^2, \tilde{s}_1, \tilde{s}_2, \dots, \tilde{s}_{k'-2}\}) = a \cdot \varepsilon + \frac{1}{\varepsilon} \xrightarrow{\varepsilon \rightarrow 0} \infty,$$

where $a < 2$.

This implies that the absolute difference between the diversity of the top $k' \leq k, k' \geq 2$ greedy species and the diversity of all $n = 2k + 1$ species may be arbitrarily small, because

$$\begin{aligned} |PD(\{s_1^1, s_2^1, \dots, s_k^1, s_1^2, s_2^2, \dots, s_{k+1}^2\}) - PD(\{s_i^1, s_j^2, \tilde{s}_1, \tilde{s}_2, \dots, \tilde{s}_{k'-2}\})| &= \left| 2\varepsilon + \frac{1}{\varepsilon} - (a \cdot \varepsilon + \frac{1}{\varepsilon}) \right| \\ &= |(2-a)\varepsilon| \xrightarrow{\varepsilon \rightarrow 0} 0. \end{aligned}$$

On the other hand, the absolute difference between the diversity of the top k' greedy species and the diversity of the top k' Shapley species with $k' \leq k, k' \geq 2$ may be arbitrarily large, because

$$\left| \underbrace{PD(\{s_i^1, s_j^2, \tilde{s}_1, \tilde{s}_2, \dots, \tilde{s}_{k'-2}\})}_{\geq \frac{1}{\varepsilon}} - \underbrace{PD(\{s_1, \dots, s_{k'}\})}_{\leq \varepsilon} \right| \geq \left| \frac{1}{\varepsilon} - \varepsilon \right| \xrightarrow{\varepsilon \rightarrow 0} \infty.$$

5 Conclusions

In this paper we have considered the Shapley value of unrooted phylogenetic trees and have answered some of the questions posed in Haake et al (2008). Firstly, we have revisited the linear transformation that allows for the calculation of the Shapley value from the edge lengths of a trees (cf. Haake et al (2008)) and have shown that non-isomorphic trees may have permutation-equivalent Shapley transformation matrices and permutation-equivalent null spaces. This implies that neither estimating or determining the so-called split counts associated with a tree nor the Shapley values of its leaves suffice to reconstruct the correct tree topology. Note that deciding whether two non-isomorphic trees have permutation-equivalent Shapley transformation matrices may be a hard problem, because it can be related to the so-called *graph isomorphism problem*, whose complexity is not known. Given two finite graphs $G_1 = (V_1, E_1)$ and $G_2 = (V_2, E_2)$ with $|V_1| = |V_2|$ and $|E_1| = |E_2|$, the graph isomorphism problem asks whether G_1 and G_2 are isomorphic. Let $|V_1| = |V_2| = n$ and $|E_1| = |E_2| = m$ and let I_1 be the $n \times m$ incidence matrix of G_1 and let I_2 be the $n \times m$ incidence matrix of G_2 (i.e. $I_1[i, j] = 1$ if vertex $i \in V_1$ and edge $j \in E_1$ are incident in G_1 and 0 otherwise (analogously for I_2)). Then G_1 and G_2 are isomorphic if and only if their incidence matrices are

permutation-equivalent, i.e. if there exists a permutation matrix $P \in \mathbb{R}^{n \times n}$ and a permutation matrix $Q \in \mathbb{R}^{m \times m}$ such that $PI_1Q = I_2$. Even though Shapley transformation matrices are not incidence matrices (because their entries are different from 0 and 1), the problem of deciding whether they are permutation-equivalent or not may be related to the problem of deciding whether two incidence matrices are permutation-equivalent and thus, the problem may be related to the graph isomorphism problem. A direction for future research could therefore be to further analyze the relationship between the graph isomorphism problem and the question whether two Shapley transformation matrices are permutation-equivalent. It would also be of interest to assess the complexity of deciding whether two Shapley transformation matrices are permutation-equivalent or not.

Another direction of further research could be the use of the Shapley value as a conservation criterion in preservation. In this manuscript we have considered the application of the Shapley value as a prioritization criterion in a simple variant of the Noah's ark problem (Weitzman (1998)) and compared it to a greedy algorithm (Steel (2005)). It turned out that the Shapley value may perform very badly as a prioritization criterion, meaning that the diversity of the top k species (ranked by their Shapley values) may not approximate the total diversity of all n species at all. Thus, in this case using the Shapley value in order to find a subset of species of size k that maximizes the PD score cannot compete with the greedy algorithm introduced in Steel (2005). It would be of interest to see if a better performance of the Shapley value could be guaranteed when turning from unrooted to rooted phylogenetic trees.

Acknowledgements The first author thanks the Ernst-Moritz-Arndt-University Greifswald for the Landesgraduiertenförderung studentship, under which this work was conducted, and the Barcelona Graduate school of Mathematics (BGSMath) for financial support for attending the Algebraic and Combinatorial Phylogenetics program in Barcelona in June 2017, during which some of the results presented in this manuscript were obtained.

References

- Fischer M, Liebscher V (2015) On the Balance of Unrooted Trees. arXiv:1510.07882
- Fuchs M, Jin EY (2015) Equality of Shapley value and fair proportion index in phylogenetic trees. *J Math Biol* 71(5):1133–1147, DOI 10.1007/s00285-014-0853-0, URL <http://dx.doi.org/10.1007/s00285-014-0853-0>
- Haake CJ, Kashiwada A, Su FE (2008) The Shapley value of phylogenetic trees. *Journal of Mathematical Biology* 56(4):479–497, DOI 10.1007/s00285-007-0126-2, URL <http://dx.doi.org/10.1007/s00285-007-0126-2>
- Hartmann K (2013) The equivalence of two phylogenetic biodiversity measures: the Shapley value and Fair Proportion index. *Journal of Mathematical Biology* 67(5):1163–1170, DOI 10.1007/s00285-012-0585-y, URL <http://dx.doi.org/10.1007/s00285-012-0585-y>
- Semple C, Steel M (2003) *Phylogenetics (Oxford Lecture Series in Mathematics and Its Applications)*. Oxford University Press
- Steel M (2005) Phylogenetic Diversity and the Greedy algorithm. *Systematic Biology* 54(4):527–529, URL <http://www.jstor.org/stable/20061258>
- Steel M (2016) *Phylogeny: Discrete and Random Processes in Evolution (CBMS-NSF Regional Conference Series)*. SIAM-Society for Industrial and Applied Mathematics, ISBN 978-1-611974-47-8
- Weitzman ML (1998) The Noah's Ark Problem. *Econometrica* 66(6):1279, DOI 10.2307/2999617, URL <http://dx.doi.org/10.2307/2999617>
- Wicke K, Fischer M (2017) Comparing the rankings obtained from two biodiversity indices: the Fair Proportion Index and the Shapley Value. *Journal of Theoretical Biology* 430:207–214, URL <http://www.sciencedirect.com/science/article/pii/S0022519317303430>
- Wolfram Research Inc (2017) *Mathematica 11.1*. URL <http://www.wolfram.com>