

Quantum Privacy-Preserving Perceptron

Shenggang Ying¹, Mingsheng Ying^{1,2,3}, and Yuan Feng¹

¹University of Technology Sydney, Sydney, Australia

²Institute of Software, Chinese Academy of Sciences, China

³Tsinghua University, China

August 1, 2017

Abstract

With the extensive applications of machine learning, the issue of private or sensitive data in the training examples becomes more and more serious: during the training process, personal information or habits may be disclosed to unexpected persons or organisations, which can cause serious privacy problems or even financial loss. In this paper, we present a quantum privacy-preserving algorithm for machine learning with perceptron. There are mainly two steps to protect original training examples. Firstly when checking the current classifier, quantum tests are employed to detect data user's possible dishonesty. Secondly when updating the current classifier, private random noise is used to protect the original data. The advantages of our algorithm are: (1) it protects training examples better than the known classical methods; (2) it requires no quantum database and thus is easy to implement.

1 Introduction

Privacy-preserving machine learning and data mining has been a very active research area during the past two decades, with various algorithms developed for privacy-preserving recommender systems [21], logistic regression [6], decision tree learning [2], association rule mining [8, 23], information sharing across private databases [1], just name a few. In particular, they found lots of successful applications in the real world, for instance, banking, social media, storage, and supermarket shopping [2, 6, 8].

Quantum algorithms have been proved to be faster than their classical counterparts for several important tasks. For example, Grover algorithm [12] can search in an unstructured database with a quadratic speedup over any classical algorithm. Based on it, a quantum algorithm for counting was proposed in [5]. Recently, quantum computing stepped into the area of machine learning. A quantum support vector machine was developed in [20] for big data classification. A quantum algorithm based on quantum random access memory [11] was

presented in [15] for supervised and unsupervised machine learning. In [26], a quantum deep learning algorithm was devised by generalizing the Boltzmann machine. Employing Grover search algorithm, a quantum perceptron model was introduced in [14] that is able to find training examples, which cannot be classified by the current classifiers correctly, faster than classical methods. On the other hand, several quantum protocols have been proposed for protecting security and privacy in communication and computation, for instance quantum key distribution BB84 [4], quantum private queries [10], quantum bit escrow [3], quantum bit commitment [13], and coin tossing [7]. All these quantum security protocols has a common procedure: they first prepare quantum states on random bases, and finally perform measurements on the post-action states to detect dishonesty or cheat.

This paper aims to develop a quantum algorithm for privacy-preserving machine learning. As a starting point, we focus on perceptron [22], which is the simplest model of artificial neural networks. The distinctive features of our protocol are summarised as follows:

- It preserves the privacy of the data provider better than the known classical methods. We propose two different ways to protect the private information of training examples in the two steps of the perceptron algorithm. In the first step (Step **S1** in Sec 5.1), quantum tests are employed to detect if the data user was trying to extract information about training examples by performing quantum measurements. Once such a dishonesty is detected, the data provider will terminate the entire protocol to prevent further information leakage. In the second step (Step **S2** in Sec 5.1), the data provider publishes a distorted training example for the data user to update classifiers, a technique widely used in classical algorithms. The key difference to those classical algorithms in this step is that the random noise is private, i.e., unknown to the data user. This makes the data user unable to recover the original data. Remarkably, numerical results show that our quantum protocol can tolerate much more noise, thus providing stronger privacy protection, than classical methods such as [2], while still returning the correct result.
- The quantum algorithms for searching, counting and machine learning [5, 10, 12, 14, 15, 20, 26] require a quantum database. But our protocol does not assume a quantum database. Instead, it only makes use of a classical one which contains the training examples. Furthermore, no entanglement is required, except in the testing round for the data provider to detect possible dishonest behaviors of the data user. Therefore, our protocol is much easier to implement.

The structure of this paper is as follows. Section 2 provides necessary preliminaries. In Section 3, we present a quantum privacy-preserving data system for computing a linear function $f(x)$, which is the basis of the perceptron model. A theoretical analysis of the privacy level of this algorithm is given in Section 4. Then in Section 5, the data system is deployed to the perceptron model of ma-

chine learning. The correctness of the quantum privacy-preserving perceptron algorithm, some further privacy analysis and numerical experiments are also presented. A comparison with classical algorithms and other quantum algorithms for a similar purpose is given in Section 6. A more detailed description of our algorithm, proofs of theorems, and more numerical experiments and comparisons are showed in the Appendix.

1.1 Related Works

This paper is a continuation of our previous works [28, 29]. The differences between this paper and [28, 29] are as follows. First, the problem considered in this paper is machine learning with perceptron. In contrast, the problem dealt with in [28, 29] is association rule mining: [28] is for semi-honest agents on vertically partitioned databases, and [29] for dishonest agents on a centralized database. Second, the approaches are different. For mining association rules, quantum circuits are deployed to encode private information for semi-honest agents [28] and quantum tests are employed to detect cheat of dishonest agents [29]. But when learning a perceptron, classical training vectors have to be used to update the current classifier. This will cause privacy leakage. So the method in [28, 29] cannot be directly employed to preserve privacy in perceptron learning. Therefore, in this paper, a new quantum protocol is presented.

2 Preliminary

We assume the readers have some basic background in quantum computation. For more details, we refer to [17]. In this section, we very briefly recall the problem of privacy-preserving machine learning and the perceptron model, with the main aim being to fix notations.

2.1 Privacy-Preserving Machine Learning

Many privacy-preserving problems in machine learning and data mining such as association rule mining and decision tree learning [2, 8, 23] can be reduced to the following problem:

Problem 1. *Let $f : \mathbb{R}^k \rightarrow \{0, 1\}$ be a function privately held by Bob, and \vec{x} an input for f privately held by Alice. How can Alice and Bob collaboratively compute $f(\vec{x})$ without the information about \vec{x} leaked to Bob?*

2.2 Perceptron

Perceptron [22] is a linear classifier and the simplest model of artificial neural networks. It solves the following problem based on a training set [9, 22]:

Problem 2. *Let $D = \langle (\vec{x}_1, c_1), \dots, (\vec{x}_N, c_N) \rangle$ be a training set where each $\vec{x}_i = (x_{i,1}, x_{i,2}, \dots, x_{i,k}) \in \mathbb{R}^k$ is a training vector and $c_i \in \{0, 1\}$ is the class it*

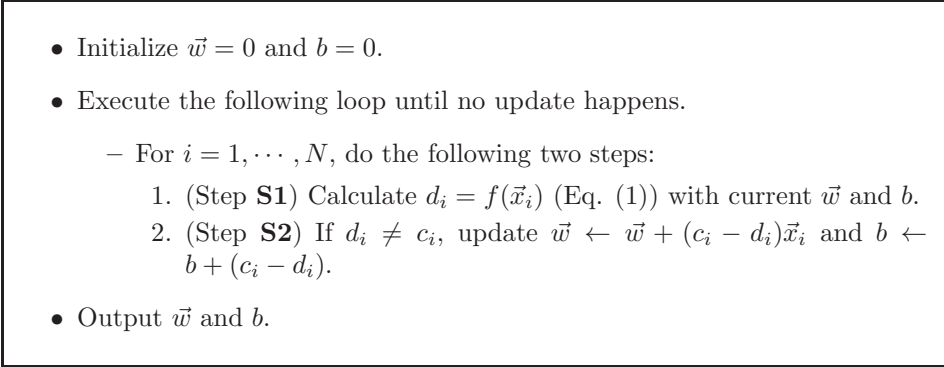


Figure 1: The perceptron algorithm on a training set [9, 22].

belongs to. The problem is how to find a function/classifier

$$f(\vec{x}) = \begin{cases} 1 & \text{if } \vec{w} \cdot \vec{x} + b > 0, \\ 0 & \text{otherwise,} \end{cases} \tag{1}$$

where $\vec{w} = (w_1, \dots, w_k) \in \mathbb{R}^k$ and $b \in \mathbb{R}$, such that for every training vector \vec{x}_i , $f(\vec{x}_i) = c_i$.

The perceptron algorithm dealing with this problem can be briefly summarized as in Figure 1. It is shown in [18] that if such a f exists, the original perceptron algorithm terminates up to a bounded number of updates (i.e., Step **S2**).

2.3 Privacy Metric

For the purpose of privacy analysis, a privacy metric is necessary. In this paper, we use the privacy metric defined in [2]. It can be formalized as follows:

Definition 2.1 (Privacy metric [2]). *We say an attribute $x \in \mathbb{R}$ in a training example has a privacy amount l at $c\%$ confidence level, if l is the minimum number such that the data user can estimate with $c\%$ confidence that $x \in [a, a+l]$ for some $a \in \mathbb{R}$.*

In [2], the privacy amount l is only determined by the random noise added onto the original training examples. Suppose the noise r , which will be added onto x , is generated uniformly at random from $[-\delta, \delta]$. Then we say x has a privacy amount $l = \frac{2c\delta}{100}$ with confidence $c\%$. For instance, if the confidence is 95%, i.e., $c = 95$, the privacy amount is 1.9δ .

Remark 1. *Note for some special training examples, the privacy amount may decrease after the mining procedure. Suppose, $\vec{x}_j = (x_{j,1}, x_{j,2}) = (20, 5)$ is a training example of class 1, and uniformly distributed random noise $r \in [-5, 5]$*

is added onto $x_{j,1}$ to protect $x_{j,1}$. So generally $x_{j,1}$ has privacy amount 9.5 with confidence 95%. Now we further assume, after the mining or learning procedure, the data user finds that 99% of training examples \vec{x}_i of class 1 has the property $x_{i,1} > 19$. Then the data user can conclude that $x_{j,1} > 19$ with 99% confidence. Thus the privacy amount should be $0.99(20 + 5 - 19) = 5.94 < 9.5$.

Usually it is very hard to analyse the influence of the mining results on the privacy amount, since it depends on the specific problem. In [2], this influence is not considered. So we do not consider this influence either.

3 A Quantum Privacy-Preserving Data System

As stated in the introduction, the aim of this paper is to develop a quantum algorithm based on perceptron for machine learning. Our strategy is as follows: in this section, we present a quantum data system that protects privacy in computing a *generic* linear function $f(\vec{x})$ in Problem 1. Such a data system will be incorporated into the perceptron model for machine learning in Section 5.

3.1 The Design Idea

The basic idea for protecting Alice's privacy is similar to the common procedure used in [3, 4, 7, 10, 13], which we mentioned in the introduction: Alice asks Bob to send back his state and then check it. But this idea is extended for our purpose in the following way: Alice asks Bob to perform three rounds of computation of f , one with the real data \vec{x} and the other two with a randomly chosen test input. As the information about which round is for real computation and which rounds are merely for testing is kept secret from Bob, his attempt of attack (by performing measurement on the quantum systems received from Alice) will be detected by Alice with nonzero probability. It starts from the following simple observation.

Example 3.1. *During the computation of $f(\vec{x})$, Alice sends the input \vec{x} encoded as a quantum state $|\psi\rangle$ to Bob, and Bob computes the result on an ancilla qubit added after receiving $|\psi\rangle$. Alice may check whether Bob cheats if Bob is required to send back all qubits to Alice. For instance, if Alice sends an entangled state $\frac{1}{\sqrt{2}}(|\vec{x}\rangle + |\vec{y}\rangle)$ with $\vec{x} \neq \vec{y}$ instead of the original data $|\vec{x}\rangle$ to Bob, then two situations arise after Bob performs the function f on the states and sends them back to Alice:*

- If Bob is honest, Alice receives $\frac{1}{\sqrt{2}}(|\vec{x}\rangle|f(\vec{x})\rangle + |\vec{y}\rangle|f(\vec{y})\rangle)$.
- If Bob is dishonest, that is he performs the projective measurement $\{|\vec{z}\rangle : \vec{z} \in \{0, 1\}^k\}$ to learn Alice's input, he will obtain \vec{x} or \vec{y} , each with probability $1/2$. However, since Bob does not know either \vec{x} or \vec{y} prior to measurements, he cannot make sure what indeed the measurement outcome is, and he cannot recover the expected state $\frac{1}{\sqrt{2}}(|\vec{x}\rangle|f(\vec{x})\rangle + |\vec{y}\rangle|f(\vec{y})\rangle)$. Thus Alice will be able to detect his dishonesty with probability 0.5.

Note that since Alice **does not** know either $f(\vec{x})$ or $f(\vec{y})$ before her final measurement, she cannot distinguish these two situations directly. But we further observe that if Bob performs a measurement to read information, the final state is either $|\vec{x}\rangle|f(\vec{x})\rangle$ or $|\vec{y}\rangle|f(\vec{y})\rangle$ at random. In contrast, if Bob is honest, the final state is deterministic. This observation suggests that Alice should repeat the computation twice and compare the resulting states received back from Bob to determine whether Bob cheated.

Remark 2. *One may think that quantum private query [10] can be used for our task here. But actually it is not appropriate because in this task, it requires (1) entanglement of all qubits, (2) quantum storages to store quantum states for a while, and (3) some public \vec{x}_0 with $f(\vec{x}_0) = 0$ for any f . The first two requirements increase the difficulty for implementation, and usually the third cannot be satisfied in machine learning.*

3.2 Notations in Our Protocol

We now present our protocol by expanding the above basic idea. First, let us define some notations. As usual in quantum computing, to compute the function $f : \mathbb{R}^k \rightarrow \{0, 1\}$ we assume a unitary operator U_f with $U_f|0\rangle|\vec{x}\rangle = |0\rangle|\vec{x}\rangle$ and $U_f|1\rangle|\vec{x}\rangle = (-1)^{f(\vec{x})}|1\rangle|\vec{x}\rangle$ for any $\vec{x} \in \mathbb{R}^k$. Indeed, U_f can be seen as a Z gate controlled by an oracle that computes f . In this paper, the only useful input to U_f is $|+\rangle|\vec{x}\rangle$, and U_f transforms $|+\rangle$ to $|-\rangle$ if and only if $f(\vec{x}) = 1$:

$$U_f|+\rangle|\vec{x}\rangle = \begin{cases} |+\rangle|\vec{x}\rangle & \text{if } f(\vec{x}) = 0, \\ |-\rangle|\vec{x}\rangle & \text{if } f(\vec{x}) = 1. \end{cases} \quad (2)$$

The first qubit carrying $|+\rangle$ is called the result qubit, and the other qubits are called the data qubits. Suppose each component of \vec{x} is represented by an n -bit string. Then $\vec{x} \in \{0, 1\}^{nk}$.

In order to detect Bob's attack, Alice needs to prepare a testing input state by the following steps:

1. She generates a state

$$|\psi(\vec{y}, 0, 0)\rangle = |+\rangle|\vec{y}\rangle, \quad (3)$$

where $\vec{y} = y_1 \cdots y_k \in \{0, 1\}^{nk}$ is drawn uniformly at random;

2. She entangles the result qubit with the first data qubit by applying a CNOT gate on them;
3. With probability $1/2$, she applies a Z gate on the result qubit, obtaining $|\psi(\vec{y}, u, 1)\rangle = \frac{1}{\sqrt{2}}(|0\rangle|y_1\rangle + (-1)^u|1\rangle|2^{n-1} \oplus y_1\rangle)|y_2 \cdots y_k\rangle$, where $u \in \{0, 1\}$ is generated uniformly at random, and \oplus denotes the addition modulo 2;
4. She randomly swaps the first data qubit and any other data qubit, thus obtaining

$$|\psi(\vec{y}, u, m)\rangle = U_{SWAP(1,m)}|\psi(\vec{y}, u, 0)\rangle, \quad (4)$$

where m is chosen from $\{1, \dots, kd\}$ uniformly at random. It is worth noting that from Eqs. (2) and (3), $|\psi(\vec{x}, 0, 0)\rangle = |+\rangle|\vec{x}\rangle$ is a state for the computation. So, $|\psi(\vec{y}, u, m)\rangle$ can be used to represent either a test state ($m > 0$) or a computational state ($m = 0$).

3.3 System Description

Now we can present our data system for computing $f(\vec{x}_i)$. In order to compute $f(\vec{x}_i)$, Bob needs to query the data system to get access to \vec{x}_i . Once Bob queries the data system, it answers three quantum states in sequence and requires Bob to send back each state after his action. The second (resp. third) state is sent once the first (resp. second) state is received back from Bob after his actions.

The procedure of this data system to answer \vec{x}_i is given in Algorithm 1. Algorithm 1 calls procedure AliceCompute three times, among which two are devoted to detecting Bob's attack and one to computing $f(\vec{x})$. In procedure AliceCompute, we use Z_0 to indicate the Z gate on the result qubit. The controlled-NOT gate U_{CNOT} is applied on the result qubit and the first data qubit, with the former being the control qubit.

Algorithm 1: Quantum privacy preserving data system to solve Problem 1. Executed by Alice.

Input : \vec{x}

1 begin

2 Generates uniformly at random $i \in \{1, 2, 3\}$, $\vec{y} \in \{0, 1\}^{nk}$, $u \in \{0, 1\}$,
 and $m \in \{1, \dots, nk\}$;

3 Consecutively executes the procedure AliceCompute three times, the
 i -th time with data-input $(\vec{x}, 0, 0)$ and the other two with test-input
 (\vec{y}, u, m) ;

4 If different results are obtained from the two test executions, then
 terminates the protocol;

5 Otherwise, sends the execution result of the procedure with
 data-input to Bob;

6 end

4 Privacy Analysis for Algorithm 1

In this section, we show how privacy is preserved in Algorithm 1. In order for a better understanding, let us start with two examples.

4.1 Examples of Attacks

Bob's attacks take place in Procedure BobCompute. He can perform measurements or use controlled-NOT gate and additional qubits to entangle the data qubits, instead of applying U_f honestly.

Procedure AliceCompute(\vec{y}, u, m). Executed by Alice.

Input : $\vec{y} \in \{0, 1\}^{nk}, u \in \{0, 1\}, m \in \{1, \dots, nk\}$

1 begin

2 | Prepares $|\psi(\vec{y}, u, m)\rangle$ in Eq.(4);

3 | Calls procedure BobCompute with parameter $|\psi(\vec{y}, u, m)\rangle$, and let $|\varphi\rangle$ be the returned quantum state from Bob;

4 | Applies $U_{CNOT}Z_0^u U_{SWAP}(1, m)$ on $|\varphi\rangle$;

5 | Measures all data qubits of $|\varphi\rangle$ with basis $\{|0\rangle, |1\rangle\}$. If the outcome is not \vec{y} , terminates the entire protocol;

6 | Measures the remaining qubit of $|\varphi\rangle$ with basis $\{|+\rangle, |-\rangle\}$. If the outcome is $|+\rangle$, then return 0; otherwise return 1;

7 end

Procedure BobCompute($|\psi\rangle$). (Executed by Bob)

Input : a state $|\psi\rangle$ (received from Alice) in $\mathcal{H}_R \otimes \mathcal{H}_D$

1 begin

2 | Applies U_f on $|\psi\rangle$ to obtain $|\varphi\rangle = U_f|\psi\rangle$;

3 | Returns (Sends back to Alice) $|\varphi\rangle$;

4 end

Example 4.1 (Attack by measurements). *Suppose Bob tries to get Alice's private information \vec{x} by performing measurements on the data qubits. That is, instead of following the protocol, he does the following two steps to replace Line 2 in procedure BobCompute:*

- 2.1 Measures all data qubits of $|\psi\rangle$ with basis $\{|0\rangle, |1\rangle\}$;
- 2.2 Records the measurement outcome $z \in \{0, 1\}^{nk}$ and let $|\varphi\rangle$ be the post-measurement state of the system;

Unfortunately for him, he may attack on a test state $|\psi(\vec{y}, u, m)\rangle$. We take $m = 1$ and $u = 0$ as an example. Then the test state is

$$|\psi(\vec{y}, 0, 1)\rangle = \frac{1}{\sqrt{2}}(|0\rangle|y_1\rangle + |1\rangle|2^{n-1} \oplus y_1\rangle)|y_2 \cdots y_k\rangle.$$

The state $|\varphi\rangle$ Alice receives will be $|0\rangle|y_1\rangle|y_2 \cdots y_k\rangle$ or $|1\rangle|2^{n-1} \oplus y_1\rangle|y_2 \cdots y_k\rangle$ with a fifty-fifty chance. Note that $U_{CNOT}Z_0^u U_{SWAP}(1, m) = U_{CNOT}$ (as $u = 0, m = 1$). Alice will get $|0\rangle|\vec{y}\rangle$ or $|1\rangle|\vec{y}\rangle$. In either case, the measurement outcome on the result qubit (Line 5 in procedure AliceCompute) will be $|+\rangle$ or $|-\rangle$ with equal probability. Thus, no matter what Bob does in the other calls of procedure BobCompute, the probability that $g_1 \neq g_2$ is $0.5q + 0.5(1-q) = 0.5$, where q is the probability that the outcome in the other call is $|+\rangle$. This means that the attack will be detected with probability 0.5. The general case for $m > 1$ is similar.

One trick for Bob to pass the test is to guess m and u . However, since m and u are generated uniformly at random, the probability that he guesses m and u correctly is only $\frac{1}{2^{nk}}$. Another trick is to perform measurements only on part of the data qubits. This reduces the probability to be detected, but at the same time decreases the obtained information as well.

Example 4.2 (Attack by entangling the data qubits to new ancilla qubits). A more sophisticated attack for Bob is to add nk blank qubits, and use CNOT gate to copy information. However, he will still be detected if he unfortunately attacks on a test state. Again, take $m = 1$ and $u = 0$ as an example. The state in procedure `AliceCompute` with the input parameters $(\vec{y}, 0, 1)$ evolves as follows:

1. After Bob's attack, it becomes

$$\frac{1}{\sqrt{2}}(|0\rangle|\vec{y}\rangle|\vec{y}\rangle + |1\rangle|2^{n-1} \oplus y_1\rangle|y_2 \cdots y_k\rangle|2^{n-1} \oplus y_1\rangle|y_2 \cdots y_k\rangle).$$

2. Alice performs U_{CNOT} on the first $nk + 1$ qubits and gets

$$\frac{1}{\sqrt{2}}(|0\rangle|\vec{y}\rangle|\vec{y}\rangle + |1\rangle|\vec{y}\rangle|2^{n-1} \oplus y_1\rangle|y_2 \cdots y_k\rangle).$$

3. The measurement outcomes are $|+\rangle|\vec{y}\rangle$ or $|-\rangle|\vec{y}\rangle$ each with probability $1/2$.

Similarly to the previous example, this attack will be detected with probability $1/2$.

4.2 Theoretical Analysis

In general, it is very hard to precisely define Bob's cheat behaviour because Alice is just a data system and does not know what Bob will do. On the other hand, since the training examples are stored in quantum state, dishonest Bob has to perform measurements to read out information. So, it is reasonable to define Bob's cheat as measurements, no matter these measurements are performed before or after he sending states back to Alice. Then the theoretical privacy analysis of Algorithm 1 can be concluded as the following theorem. This theorem shows that Algorithm 1 achieves a kind of cheat-sensitive security, which is defined in [13].

Theorem 4.1. *In Algorithm 1, once Bob performs measurements (in his action, Procedure `BobCompute`) on Alice's state or entangles new qubits to this state, it will be detected with positive probability.*

The above theorem only gives a qualitative analysis. To analyse the algorithm quantitatively, we turn to compute the expected privacy amount of the entire database after the whole machine learning procedure. The privacy metric we employed here is that given in Definition 2.1. The confidence we choose in this paper is 95%. In order to estimate that an attribute $x_{i,j}$ is in some interval

with confidence 95%, Bob has to perform measurements on first qubits of $x_{i,j}$ with bases close to $\{|0\rangle, |1\rangle\}$. (If the confidence is chosen to be 100%, the basis should exactly be $\{|0\rangle, |1\rangle\}$.) To simplify the presentation, we assume that Bob always performs measurements with basis $\{|0\rangle, |1\rangle\}$. Then we have the following theorem.

Theorem 4.2. *Assume in Algorithm 1 each attribute $x_{i,j}$ is represented by a n -bit binary string, where n_1 bits are before the decimal mark and $n - n_1$ are after. Suppose Bob performs measurements with basis $\{|0\rangle, |1\rangle\}$ on some qubits to reduce its privacy amount. Then*

1. *if the privacy amount of $x_{i,j}$ is reduced from 2^{n_1} to $2^{n_1-n_2}$ with confidence at least 95%, Bob's cheat will be detected with probability $\frac{n_2-1}{2nk}$.*
2. *if the privacy amount of each attribute of \vec{x}_i is reduced to $2^{n_1-n_2}$ with confidence at least 95%, Bob's cheat will be detected with probability $\frac{n_2k-1}{2nk}$.*

5 Quantum Privacy-Preserving Perceptron

Our quantum privacy-preserving data system for computing $f(\vec{x})$ is presented in Section 3 and carefully analysed in Section 4. Now we use it to develop a quantum privacy-preserving perceptron algorithm.

5.1 Sketch of Quantum Perceptron

In this subsection, we give a brief description of our protocol. The original (classical) perceptron algorithm has only two steps, i.e. **S1** and **S2** in Figure 1 involving the database (training set) D . So, if we want to expand it in order to preserve privacy, certain modifications should be introduced in these two steps.

Usually a classical protocol preserves privacy by adding noise into the original data: $\vec{x}' = \vec{x} + \vec{\tau}$, and the training set D is distorted to D' . Then the data user reconstructs the original data distribution based on D' and the way that τ is generated. Finally the learning algorithm is executed on the reconstructed distribution [2].

The idea in our algorithm is quite different. The sketch of this protocol is presented in Fig. 2, and the detailed algorithm is given as Algorithm 2 in Appendix B. Here, we explain some key points in our protocol:

- At the beginning of each outer loop, Alice permutes her database. This is done by first generating a private random number $u \in \{0, 1\}^{\log N}$. Then each index i is replaced by $i \oplus u$, the bit-by-bit XOR of i and u .
- In the **S1** step, Algorithm 1 is employed on the permuted database based on the original database D to preserve the original training data.
- In the **S2** step, a distorted training example $\vec{x}' = \vec{x}_{i \oplus u} + \vec{r}$ is published for updating \vec{w} and b :

$$\vec{w} \leftarrow \vec{w} + (c_{i \oplus u} - d)\vec{x}' \text{ and } b \leftarrow b + c_{i \oplus u} - d. \quad (5)$$

- Bob initializes $\vec{w} = 0$ and $b = 0$.
- Alice and Bob execute the following steps until no update happens.
 - Alice secretly generates $u \in \{0, 1\}^{\log N}$ uniformly at random.
 - For $i = 1, \dots, N$, do the following two steps:
 1. Alice secretly generates \vec{r} by her private random number generator and then sends $c' = c_{i \oplus u}$ and $\vec{x}' = \vec{x}_{i \oplus u} + \vec{r}$ to Bob.
 2. (Step **S1**) Bob calculates $d = f(\vec{x}_{i \oplus u})$ with current \vec{w} and b on Alice's quantum data system, i.e., Algorithm 1.
 3. (Step **S2**) If $d \neq c'$, Bob updates $\vec{w} \leftarrow \vec{w} + (c' - d)\vec{x}'$ and $b \leftarrow b + (c' - d)$.
- Bob gets the final \vec{w} and b .

Figure 2: The sketch of quantum privacy-preserving perceptron algorithm.

In this step, \vec{r} is generated by random number generator $R(\delta)$, where δ is a parameter. Here

- the details of $R(\delta)$ including δ are kept secret by Alice;
- the only requirement for R and information known by Bob is that the mean value of random numbers generator is 0.

The privacy analysis will be given later in Section 5.2. Here we first prove the correctness of our algorithm. Since a distorted training example is used to update w and b , the correctness of our algorithm is not obvious. Fortunately, it can be proved in a way similar to [18].

Theorem 5.1. *Suppose (1) a random number generator of mean 0 is employed in Step **S2** in Algorithm 2, and (2) the original perceptron learning algorithm (Fig. 1 or [9, 22]) terminates. Then Algorithm 2 will eventually terminate and generate a correct classifier on the same training set.*

This theorem implies that the correctness is independent of the choice of the random number generator. Therefore, Alice can keep the random number generator secret. This is very different from the classical case. In the classical machine learning situations (for instance [2]), it has to be published to Bob to guarantee the correctness of the final results.

To give a direct view and show the influence of different random number generator on our quantum protocol, numerical experiments are carried out with several different generators and shown in Table 1. These experiments are done on three different training sets, which are generated in three different ways. All the numerical results are averaged over 100 executions due to the randomness of

Generator	Description
$R_0(\delta)$	Uniform distribution from $[-\delta, \delta]$.
$R_1(\delta)$	Generate r according to $R_0(\delta)$. If $r > 0$ then $r \leftarrow r + 0.5\delta$, and if $r < 0$ then $r \leftarrow r - 0.5\delta$.
$R_2(\delta)$	Generate r according to $R_0(\delta)$. If $r > 0$ then $r \leftarrow 2r$, and if $r < 0$ then $r \leftarrow r - 0.5\delta$.
$R_3(\delta)$	Normal distribution with mean 0 and standard deviation δ .
$R_4(\delta)$	Generate r according to $R_3(\delta)$. If $r > 0$ then choose r from $(0, 1.5934\delta]$ uniformly randomly.

Table 1: Random generators in numerical experiments. In practice, all the numbers are rounded to a precision of $1/1024$.

our quantum protocol. Our protocol succeeds with probability 1 for all different random number generators and all $\delta = \frac{1}{1024}, \frac{1}{512}, \dots, 128$.

Example 5.1. Consider three training sets shown in Fig. 3(a), (c) and (e). The corresponding running rounds of Algorithm 2 on these sets are given in subfigures (b), (d) and (f) respectively. The terminating and success probabilities for these situations are all 1. (See Section 5.2.2 for descriptions of terminating and success probabilities.)

1. Subfigure (a). In this case, training examples corresponding to different classes are independently generated by normal distributions on both coordinates.
2. Subfigure (c). In this case, training examples are first generated by normal distributions on both coordinates. Then $w_0 = (2, -1)$ and $b_0 = -3$ are employed to set classes for all training examples.
3. Subfigure (e). In this case, each $\vec{x}_i = (x_{i,1}, x_{i,2})$ and c_i are generated in three steps: (1) uniformly at random choose $r_1 \in [0, 0.5]$ and $r_2 \in [0, 8]$, (2) $x_{i,2} \leftarrow r_2$ and $x_{i,1} \leftarrow x_{i,2} + r_1$, (3) with a fifty-fifty chance, set $c_i = 0$ or set $c_i = 1$ and $x_{i,1} \leftarrow x_{i,1} + 1.5$.

In these figures, when the parameter δ is not big, the running time (i.e., the average number of running rounds) may not change, and when δ is bigger, the running time increases with δ . Therefore, the results show δ only influence the speed of our protocol.

5.2 Privacy Analysis for Quantum Protocol

In this subsection, we present the privacy analysis of our quantum privacy-preserving perceptron protocol. We will first analyse the privacy metric of our quantum protocol, and then compare it with classical randomization methods.

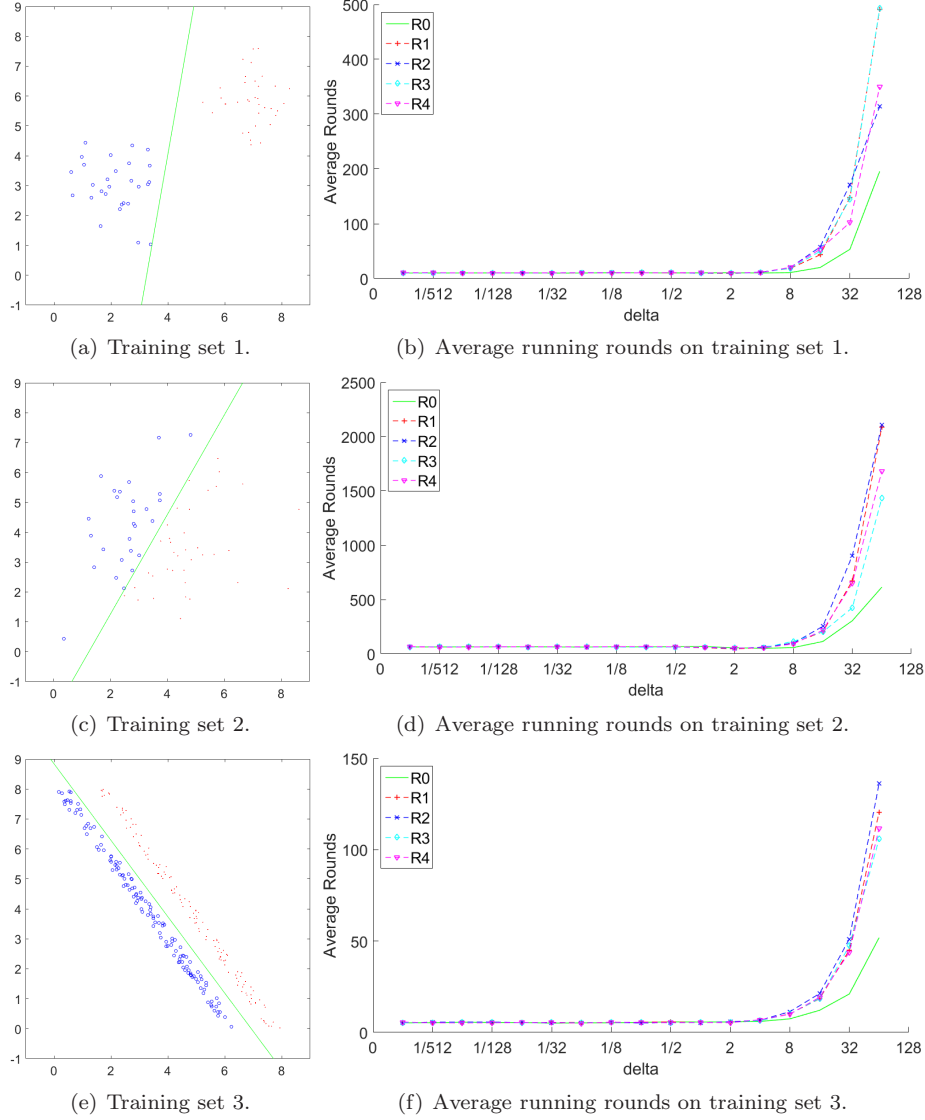


Figure 3: (a, c, e): Training sets in Example 5.1. The (blue) circles and (red) dots are training examples corresponding to different sets respectively. The solid (green) lines are the classifier generated on this set by original perceptron algorithm (see Fig. 1 or [9, 22]). (b, d, f): Average running rounds of our quantum protocol on these training sets. R_i means different random number generator in Table 1.

5.2.1 Quantum Protocol

In our quantum protocol, there are mainly two ways to leak private information. The first one happens when computing $d = f(\vec{x}_{i \oplus u})$ at Step **S1**, and the second happens in the distorted training example \vec{x}' used to update w and b at Step **S2**.

For Step **S1**, a quantitative analysis for each training example is given in Theorem 4.2. The quantitative analysis for the entire database can be derived based on this. Recall in Theorem 4.2, n_1 denotes the number of bits before the decimal mark of each attribute. At this step, we say that Bob successfully attacks one training example at level $2^{n_1 - n_2}$ with confidence 95%, if he perform measurements with basis $\{|0\rangle, |1\rangle\}$ to reduce privacy amount of each attribute of this training example to $2^{n_1 - n_2}$. Then from Theorem 4.2, we have the following:

Corollary 5.1. *During the whole learning procedure in Fig. 2 (or Algorithm 2), the number of training examples that Bob can successfully attack at level $2^{n_1 - n_2}$ with at least confidence 95% before being detected is*

$$\frac{2n}{n_2} + \frac{2n}{n_2(n_2k - 1)} - 1 \quad (6)$$

on average.

The number in (6) is independent of the size N of the training set. Usually $N \gg n$ for a large database. So only a tiny part of the entire database will be leaked at this step.

Now we consider Step **S2**. The most important thing to protect privacy in this step is that

- Alice keeps her random number generator $R(\delta)$ and the parameter δ secret.

This fact ensures that Bob is not able to get the distribution of x directly from x' . We can explain it by a simple example. Suppose original data X is a uniformly distributed random variable, and noise Y is a random variable with a normal distribution. Alice publishes some samples of distorted data $X + Y$. Then since Bob does not know any information about Y , he cannot distinguish the following two situations:

1. The original data is X , and the noise is Y .
2. The original data is Y , and the noise is X .

Obviously, there are many other variables X' and Y' with various distributions, whose composition $X' + Y'$ has the same distribution with $X + Y$. Therefore, Bob cannot get any information about \vec{x}_i simply from \vec{x}'_i , if Alice keeps her random number generator secret.

For convenience of the comparison in the following subsection, we need to quantify the privacy amount in Step **S2**. Note that if Bob does not cheat, the privacy amount for \vec{x}_i is at least 0.95δ with confidence 95%. This is because (1) in our protocol, Bob does not know any information about random number

generator $R(\delta)$, and (2) even if he knows δ and $R(\delta)$ is $R_0(\delta)$, the privacy amount is $1.9\delta/2 = 0.95\delta$ with confidence 95% ($R_0(\delta)$ leads to 1.9δ , and one-bit information of $f(\vec{x}_i)$ halves it).

5.2.2 Comparison with the Classical Methods

In this subsection, we compare our quantum protocol with the known classical methods for a similar task. In the two-party situation, a classical method, for instance [2], works in the following way:

1. **Randomization.** Alice uses random number generator R to add noise into D to produce a distorted database D' . Then Alice publishes R and D' to Bob.
2. **Reconstruction.** Bob employs R and D' to reconstruct an estimated distribution \tilde{D} of original training examples in D .
3. **Learning.** Bob finishes the learning task on \tilde{D} .

In [2], it is shown that the reconstruction method works well for some situations. Unfortunately, it does not work for our problem, for instance, training sets in Fig. 3(c) and 3(e). This is because the reconstruction in [2] requires that for every class, different attributes are not strongly related. Otherwise, the one-dimensional reconstruction method in [2] will not correctly estimate the distributions of attributes one by one. Since it is beyond the scope of this paper, we are not going to further discuss this weakness.

An alternative method follows [2]. But one step further, distributions of all attributes are estimated once together, not one by one. This method works much better, but still worse than our quantum protocol. Moreover, the most important weakness of this method is its complexity. It will be *exponential* on the number k of attributes. See Appendix C for more discussions of these reconstruction methods.

Due to the weakness of the reconstruction, let us compare our quantum protocol with classical randomization methods without reconstruction. Totally, we consider the following four methods:

- Uniformly distributed noise from $[-\delta, \delta]$ without reconstruction.
- Normally distributed noise of mean 0 and standard deviation 0.484δ without reconstruction.
- Uniformly distributed noise from $[-\delta, \delta]$ with reconstruction for attributes one by one.
- Uniformly distributed noise from $[-\delta, \delta]$ with reconstruction for attributes once together.

As stated in [2], all these methods has the same privacy amount 1.9δ with confidence 95%. The comparison is based on the terminating probabilities and success probabilities:

- **Termination.** We say that one execution of a classical or quantum protocol terminates, if and only if it terminates in $T = 40000$ outer loops.
- **Success.** We say that one execution of a classical or quantum protocol succeeds, if and only if it terminates (in 40000 outer loops) and the resulting classifier classifies D correctly.

The comparison is given in Fig. 4. The results show that when we require high privacy level, our quantum protocol still works perfectly, but classical methods can hardly work. This indicates that our quantum protocol can preserve privacy much better than classical methods.

6 Conclusion and Discussion

In this paper, we develop a privacy-preserving quantum algorithm to compute a general linear function $f(\vec{x})$ and then apply it to machine learning based on perceptron. The performance of our algorithm has been analysed both theoretically and numerically. The main features of our algorithm include:

- **Classical databases versus quantum database:** The quantum algorithms for search [12], counting [5], machine learning [14, 15, 20, 26] and private queries [10] all require a quantum database, for instance, in the form of quantum random access memory [11]. However, our quantum algorithm is executed on classical databases, and no quantum database is required. So, our algorithm is much easier to implement.
- **Less entanglement:** For example, the quantum algorithms presented in [12, 5, 14] require that all the working qubits are entangled, and it lasts for $O(\sqrt{N})$ rounds. In contrast, our algorithm requires much less entangled qubits, and the entanglement during the communication and computation only needs to last very shortly for one round. Indeed, in calling procedure `AliceCompute` to compute $f(\vec{x})$ in Algorithm 1, Alice sends a separable state $|+\rangle|\vec{x}\rangle$ to Bob and Bob sends $|+\rangle|\vec{x}\rangle$ or $|-\rangle|\vec{x}\rangle$ back to Alice. There is no entanglement during this communication. Meanwhile, when Bob computes $f(\vec{x})$ on this separable state, Bob may reduce the number of entangled qubits to a small number, say n . Moreover, this entanglement only needs to last for one computational round. Even in a test which employs certain entangled states to detect dishonesty, only two qubits are entangled during the communication, and the entanglement only lasts for one round as well. So, our algorithm might be implementable using the intermediate quantum computing technology.

To conclude the paper, we consider some possibilities of extending our algorithm for more applications. First, it can be applied to a more general artificial neural network; for example, a feed forward neural network employing nonlinear neurons [16]. Since these nonlinear functions can be decomposed into a linear function followed by a nonlinear one, our algorithm can be directly used to the

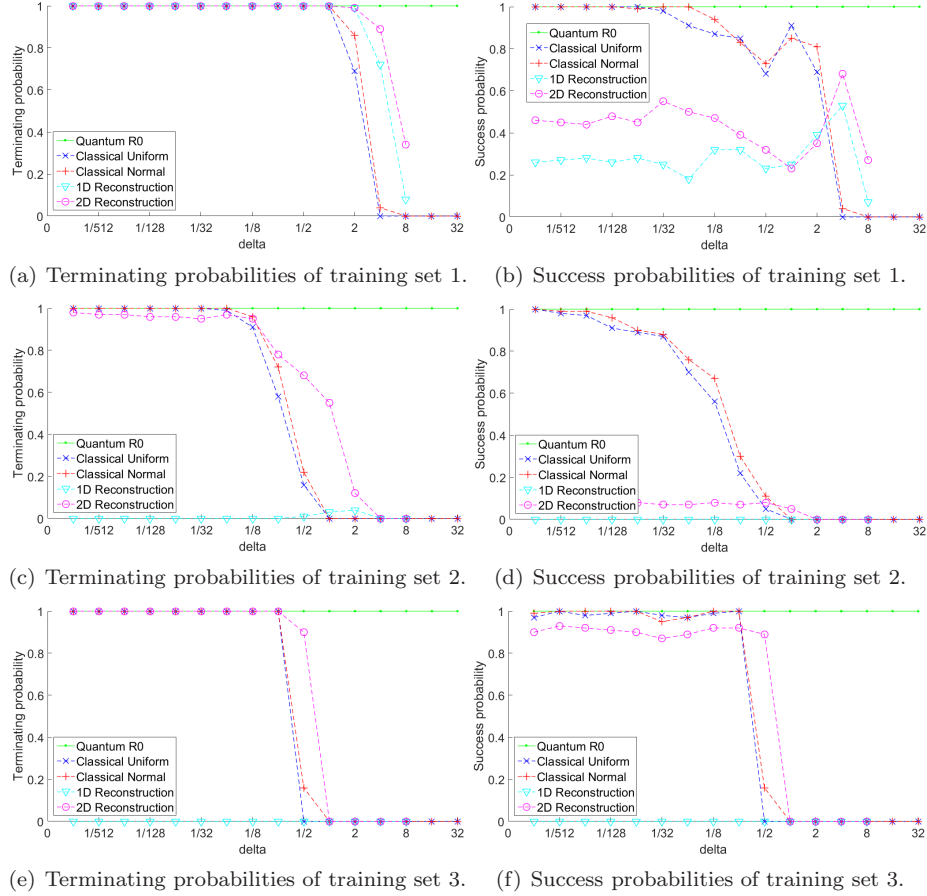


Figure 4: The comparison of our quantum protocol with four classical methods on the training sets in Example 5.1. All classical methods with parameter δ here have the same privacy level 1.9δ with confidence 95%. Our quantum protocol i.e., R_0 in the figures, has privacy level at least 1.9δ with confidence 95%.

linear part of the input level of a network. A similar idea applies to the back-propagation algorithm [16]. Second, our algorithm can be generalised to deal with several machine learning and data mining tasks where a linear or boolean function is used, for instance decision tree learning [2, 19] and association rule mining [8].

References

- [1] Rakesh Agrawal, Alexandre Evfimievski, and Ramakrishnan Srikant. Information sharing across private databases. In *Proceedings of the 2003 ACM SIGMOD International Conference on Management of Data*, SIGMOD '03, pages 86–97, New York, NY, USA, 2003. ACM.
- [2] Rakesh Agrawal and Ramakrishnan Srikant. Privacy-preserving data mining. In *Proceedings of the 2000 ACM SIGMOD International Conference on Management of Data*, SIGMOD '00, pages 439–450, New York, NY, USA, 2000. ACM.
- [3] Dorit Aharonov, Amnon Ta-Shma, Umesh V Vazirani, and Andrew C Yao. Quantum bit escrow. In *Proceedings of the thirty-second annual ACM symposium on Theory of computing*, pages 705–714. ACM, 2000.
- [4] Charles H Bennett and Gilles Brassard. Quantum cryptography: Public key distribution and coin tossing. *Theoretical computer science*, 560:7–11, 2014.
- [5] Gilles Brassard, Peter Høyer, and Alain Tapp. Quantum counting. In KimG. Larsen, Sven Skyum, and Glynn Winskel, editors, *Automata, Languages and Programming*, volume 1443 of *Lecture Notes in Computer Science*, pages 820–831. Springer Berlin Heidelberg, 1998.
- [6] Kamalika Chaudhuri and Claire Monteleoni. Privacy-preserving logistic regression. In *Advances in Neural Information Processing Systems*, pages 289–296, 2009.
- [7] Roger Colbeck and Adrian Kent. Variable-bias coin tossing. *Phys. Rev. A*, 73:032320, Mar 2006.
- [8] Alexandre Evfimievski, Ramakrishnan Srikant, Rakesh Agrawal, and Johannes Gehrke. Privacy preserving mining of association rules. *Information Systems*, 29(4):343 – 364, 2004.
- [9] Yoav Freund and Robert E Schapire. Large margin classification using the perceptron algorithm. *Machine learning*, 37(3):277–296, 1999.
- [10] Vittorio Giovannetti, Seth Lloyd, and Lorenzo Maccone. Quantum private queries. *Phys. Rev. Lett.*, 100:230502, Jun 2008.

- [11] Vittorio Giovannetti, Seth Lloyd, and Lorenzo Maccone. Quantum random access memory. *Phys. Rev. Lett.*, 100:160501, Apr 2008.
- [12] Lov K. Grover. A fast quantum mechanical algorithm for database search. In *Proceedings of the Twenty-eighth Annual ACM Symposium on Theory of Computing*, STOC '96, pages 212–219, New York, NY, USA, 1996. ACM.
- [13] Lucien Hardy and Adrian Kent. Cheat sensitive quantum bit commitment. *Phys. Rev. Lett.*, 92:157901, Apr 2004.
- [14] Ashish Kapoor, Nathan Wiebe, and Krysta Svore. Quantum perceptron models. In *Advances in Neural Information Processing Systems*, pages 3999–4007, 2016.
- [15] Seth Lloyd, Masoud Mohseni, and Patrick Rebentrost. Quantum algorithms for supervised and unsupervised machine learning. *arXiv preprint arXiv:1307.0411*, 2013.
- [16] Michael A Nielsen. Neural networks and deep learning. *URL: <http://neuralnetworksanddeeplearning.com/>*, 2015.
- [17] Michael A Nielsen and Isaac Chuang. *Quantum computation and quantum information*. Cambridge, 2010.
- [18] Albert BJ Novikoff. On convergence proofs for perceptrons. Technical report, DTIC Document, 1963.
- [19] J. Ross Quinlan. Induction of decision trees. *Machine learning*, 1(1):81–106, 1986.
- [20] Patrick Rebentrost, Masoud Mohseni, and Seth Lloyd. Quantum support vector machine for big data classification. *Phys. Rev. Lett.*, 113:130503, Sep 2014.
- [21] Francesco Ricci, Lior Rokach, and Bracha Shapira. *Introduction to recommender systems handbook*. Springer, 2011.
- [22] Frank Rosenblatt. The perceptron: A probabilistic model for information storage and organization in the brain. *Psychological review*, 65(6):386, 1958.
- [23] Jaideep Vaidya and Chris Clifton. Privacy preserving association rule mining in vertically partitioned data. In *Proceedings of the eighth ACM SIGKDD international conference on Knowledge discovery and data mining*, pages 639–644. ACM, 2002.
- [24] Aad W Van der Vaart. *Asymptotic statistics*. Cambridge university press, 2000.
- [25] Michael J. Wichura. Lecture notes. <https://galton.uchicago.edu/~wichura/Stat304/Handouts/L12.cf2.pdf>.

- [26] Nathan Wiebe, Ashish Kapoor, and Krysta M Svore. Quantum deep learning. *arXiv preprint arXiv:1412.3489*, 2014.
- [27] David Williams. *Probability with martingales*. Cambridge university press, 1991.
- [28] Shenggang Ying, Mingsheng Ying, and Yuan Feng. Quantum privacy-preserving data mining. *arXiv preprint arXiv:1512.04009v2*, 2015.
- [29] Shenggang Ying, Mingsheng Ying, and Yuan Feng. Quantum privacy-preserving data analytics. *arXiv preprint arXiv:1702.04420*, 2017.

A Proofs for Theorems

A.1 Proof of Theorem 4.1

The proof depends on three lemmas. The proofs of these lemmas are organised in several subsections. We start from the following lemma.

Lemma A.1. *Suppose Alice sends $|\psi(\vec{y}, u, m)\rangle$ to Bob. Here u and m may be 0 to represent a computational state. If Bob wants to always pass tests with certainty, the states he sends back to Alice should be separable from any other additional qubits. Moreover it should be either $|\psi(\vec{y}, u, m)\rangle$ or $Z_0|\psi(\vec{y}, u, m)\rangle$, where Z_0 is the Z -gate on the result qubit.*

From this lemma, one can find that if Bob wants to always pass tests with certainty by directly sending back the states after his actions, the only operator that he can perform is an identity operator or a Z -gate on the result qubit. This indicates that

- Bob cannot get private information and always pass tests with certainty by directly sending back states simultaneously.

What happens if he performs measurements to read private information, and then constructs a new state and sends it back to Alice? We can prove that he cannot always pass tests in this way. The proof is based on the following two lemmas.

Lemma A.2. *Suppose Bob constructs a measurement $\{M_v : v\}$ to distinguish the test states. If Bob gets measurement outcome v , then the probability that $|\psi(y, u, m)\rangle$ is the test state is at most $\frac{1}{nk}$, i.e.*

$$\Pr(|\psi(\vec{y}, u, m)\rangle | M_v) \leq \frac{1}{nk}.$$

Lemma A.3. *Suppose Bob gets measurement outcome v and constructs a test state based on this outcome. If he sends back this new state back to Alice, the success probability to pass the test is at most $\frac{nk+3}{4nk}$.*

Therefore, we conclude that

- Bob cannot pass tests with certainty by performing measurements and then reconstructing a test state.

and thus complete the proof.

A.1.1 Proof of Lemma A.1

We first prove that the $nk + 1$ qubits that Bob sends back to Alice should be separable from any other additional qubits, if Bob wants to always pass tests with certainty. Since any mixed state can be purified by adding a new system, we assume without loss of generality Bob holds state

$$|\phi\rangle = \sum \alpha_{i,z} |i\rangle |z\rangle |\xi_{i,z}\rangle$$

after his actions, where $i \in \{0, 1\}$ and $z \in \{0, 1\}^{nk}$. Then Bob sends the first $nk + 1$ bits (i.e., the first two subsystems) back to Alice. After $U_{CNOT}Z_0^u U_{SWAP}(1, m)$, Alice gets the first $nk + 1$ qubits of $U_{CNOT}Z_0^u U_{SWAP}(1, m) \otimes I|\phi\rangle$. Since Line 5 in procedure AliceCompute should be always passed, the state on the data qubits should be $|\vec{y}\rangle$ with certainty. So this state has the following form:

$$U_{CNOT}Z_0^u U_{SWAP}(1, m) \otimes I|\phi\rangle = \beta|+\rangle|\vec{y}\rangle|\xi_0\rangle + \tau|-\rangle|\vec{y}\rangle|\xi_1\rangle.$$

Moreover, in order to pass Line 4 in Algorithm 1, we should have $|\beta| = 1$ or $|\tau| = 1$. As the operator $U_{CNOT}Z_0^u U_{SWAP}(1, m)$ only works on the result and data qubits, $|\phi\rangle$ can be rewritten as

$$|\phi\rangle = \sum \alpha_{i,z}|i\rangle|z\rangle|\xi\rangle = \begin{cases} (U_{SWAP}(1, m)Z_0^u U_{CNOT}|+\rangle|\vec{y}\rangle)|\xi\rangle, \\ (U_{SWAP}(1, m)Z_0^u U_{CNOT}|-\rangle|\vec{y}\rangle)|\xi\rangle. \end{cases} \quad (7)$$

Thus, the first $nk + 1$ qubits are isolated.

Secondly we prove that Bob's operators are equivalent to I or Z_0 . Observe that the operator Z_0 commutes with $U_{SWAP}(1, m)Z_0^u U_{CNOT}$ and $|\psi(\vec{y}, u, m)\rangle = (U_{SWAP}(1, m)Z_0^u U_{CNOT})|+\rangle|\vec{y}\rangle$. So, from Eq. (7) we have

$$|\phi\rangle = |\psi(\vec{y}, u, m)\rangle|\xi\rangle, \text{ or } |\phi\rangle = Z_0|\psi(\vec{y}, u, m)\rangle|\xi\rangle.$$

This completes the proof.

A.1.2 Proof of Lemma A.2

The idea of this proof comes from the fact that $B_{m'} = \{|\psi(\vec{y}', u', m')\rangle : \forall \vec{y}', u'\}$ forms an orthonormal basis for each m' .

In this proof, we use $q = \Pr(|\psi(\vec{y}, u, m)\rangle)$ to denote the probability that the test state is $|\psi(\vec{y}, u, m)\rangle$. Since the test is generated uniformly at random, we have:

$$q = \Pr(|\psi(\vec{y}, u, m)\rangle) = \frac{1}{2nk2^{nk}}$$

for any test state. On the other hand, the probability $\Pr(M_v | |\psi(\vec{y}, u, m)\rangle)$ that the outcome is v when the current state is $|\psi(\vec{y}, u, m)\rangle$ is

$$\Pr(M_v | |\psi(\vec{y}, u, m)\rangle) = \text{tr}(M_v^\dagger M_v |\psi(\vec{y}, u, m)\rangle\langle\psi(\vec{y}, u, m)|).$$

Consequently, the probability $\Pr(M_v)$ that the outcome is v is

$$\begin{aligned} \Pr(M_v) &= \sum_{\vec{y}', u', m'} \Pr(M_v | |\psi(\vec{y}', u', m')\rangle) \Pr(|\psi(\vec{y}', u', m')\rangle) \\ &= \sum_{\vec{y}', u', m'} q \text{tr}(M_v^\dagger M_v |\psi(\vec{y}', u', m')\rangle\langle\psi(\vec{y}', u', m')|) \\ &= \sum_{m'} q \text{tr}(M_v^\dagger M_v) = nkq \text{tr}(M_v^\dagger M_v). \end{aligned}$$

In the above equation, the last step comes from the fact that $B_{m'} = \{|\psi(\vec{y}', u', m')\rangle : \forall \vec{y}', u'\}$ is an orthonormal basis. Therefore, we have:

$$\begin{aligned} \Pr(|\psi(\vec{y}, u, m)\rangle | M_v) &\leq \sum_{\vec{y}', u'} \Pr(|\psi(\vec{y}', u', m)\rangle | M_v) \\ &= \sum_{\vec{y}', u'} \frac{\Pr(M_v | |\psi(\vec{y}', u', m)\rangle) \Pr(|\psi(\vec{y}', u', m)\rangle)}{\Pr(M_v)} \\ &= \frac{1}{nk}. \end{aligned}$$

This completes the proof.

A.1.3 Proof of Lemma A.3

Suppose the correct state is $|\psi(\vec{y}, u, m)\rangle$, and Bob constructs $|\psi(\vec{y}', u', m')\rangle$. We consider the following two cases:

Case 1. $m = m'$: In this case, Bob can construct a correct test state with $\vec{y} = \vec{y}'$ and $u = u'$, as he can perform measurements to read out \vec{y}' and u' . The success probability is 1.

Case 2. $m \neq m'$: Without loss of generality, we assume $\vec{y} = \vec{0}$, $u = 0$, $m = 1$ and $m' = 2$. Then with probability 0.5, Alice gets measurement outcomes 0 on the result qubit and $\vec{0}$ on the data qubits. Or with probability 0.5, Alice gets measurement outcomes 1 on the result qubit and 1110... on the data qubits. The latter situation will be detected at Line 5. So the total probability to pass the test is $0.5 * 0.5 = 0.25$.

By Theorem A.2 and its proof, the first case happens with probability at most $\frac{1}{nk}$. So in conclusion, the success probability in total is at most

$$\frac{1}{nk} * 1 + \frac{nk - 1}{nk} * \frac{1}{4} = \frac{nk + 3}{4nk}.$$

A.2 Proof of Theorem 4.2

Firstly, since Bob wants to estimate \vec{x}_i or $\vec{x}_{i,j}$ with confidence at least 95%, he has to perform measurements in each Procedure AliceCompute. Otherwise, he has at least $\frac{1}{3}$ probability to miss the true input data \vec{x}_i . So Bob performs measurements on two test states $|\psi(\vec{y}, u, m)\rangle$.

Secondly, it is assumed the measurement basis is $\{|0\rangle, |1\rangle\}$ because of the 95% confidence. Once Bob performs measurements on a qubit of a state, he gets one-bit information about the state, and thus halves the privacy amount of this state. So besides the one-bit information from the result $f(\vec{x}_i)$, Bob still needs $n_2 - 1$ bits for a single attribute (respectively $n_2k - 1$ bits for an entire training example).

Thirdly, the probability that Bob's cheat is detected is decided by the probability that measurements are performed on the chosen m -th qubit in test states. Since m is chosen uniformly at random, the probability that it is measured is $\frac{n_2-1}{nk}$ (respectively $\frac{n_2k-1}{nk}$ for an entire training example).

Finally, if Bob performs measurements with basis $\{|0\rangle, |1\rangle\}$, the probability to be detected is $\frac{1}{2}$. This completes the proof.

A.3 Proof of Theorem 5.1

Since the original perceptron algorithm terminates, there exists a linear classifier $\vec{w}^* = (w_1^*, w_2^*, \dots, w_k^*)$ and b^* , which correctly separates the training set [9, 18, 22].

We first introduce some notations:

- $\omega^* = (w_1^*, w_2^*, \dots, w_k^*, b^*)$, where $\vec{w}^* = (w_1^*, w_2^*, \dots, w_k^*)$.
- $\omega_t = (w_{t,1}, w_{t,2}, \dots, w_{t,k}, b_t)$, where $\vec{w}_t = (w_{t,1}, w_{t,2}, \dots, w_{t,k})$ and b_t denote the \vec{w} and b after t updates, i.e., Eq. (5) is applied t times.
- $\chi_t = (x_{i_t,1}, x_{i_t,2}, \dots, x_{i_t,k}, 1)$, where $\vec{x}_{i_t} = (x_{i_t,1}, x_{i_t,2}, \dots, x_{i_t,k})$ is the originally training example used in Step **S2** for t -th update. Correspondingly, other variables \vec{r} , $c_{i \oplus u}$ and d in Eq. (5) for t -th update are represented similarly by η_t , y_t , τ_t respectively.
- for simplicity, denote $\chi'_t = (y_t - \tau_t)\chi_t$ and $\eta'_t = (y_t - \tau_t)\eta_t$. Note $\chi_t \cdot \chi_t = \chi'_t \cdot \chi'_t$ and $\eta \cdot \eta = \eta'_t \cdot \eta'_t$.
- Obviously, $\omega_0 = 0$ by initialization.

As the size N of training set is finite, we can further assume that $\forall i, |\vec{w}^* \cdot \vec{x}_i + b^*| > 0$. Then there exists $\gamma > 0$ and $R > 0$, such that

$$|\omega^* \cdot \chi_t| > \gamma, \|\chi_t\| < R, \forall t. \quad (8)$$

The above conditions are just the sufficient condition of the termination for the original perceptron algorithm [18]. Moreover, Eq. (5) can be rewritten as

$$\omega_t = \omega_{t-1} + (y_t - \tau_t)\chi_t + (y_t - \tau_t)\eta_t = \omega_{t-1} + \chi'_t + \eta'_t. \quad (9)$$

Then this proof works in a similar way as the original proof [18]. That is we also employ Eq. (10) to bound t .

$$\|\omega^* \cdot \omega_t\| \leq \|\omega^*\| \|\omega_t\|, \forall t. \quad (10)$$

(1) For the left side, we have

$$\begin{aligned}
\omega^* \cdot \omega_t &= \omega^* \cdot \omega_{t-1} + (y_t - \tau_t)\omega^* \cdot \chi_t + \omega^* \cdot \eta'_t \\
&> \omega^* \cdot \omega_{t-1} + \gamma + \omega^* \cdot \eta'_t && \text{(as } (y_t - \tau_t)\omega^* \cdot \chi_t > \gamma) \\
&> \omega^* \cdot \omega_0 + t\gamma + \sum_{i=1}^t \omega^* \cdot \eta'_i \\
&= t\gamma + \sum_{i=1}^t \omega^* \cdot \eta'_i. && \text{(as } \omega_0 = 0)
\end{aligned}$$

In the above equations, the fact $(y_t - \tau_t)\omega^* \cdot \chi_t > \gamma$ is because

- If $\omega^* \cdot \chi_t > 0$, we have $y_t = 1$. Since χ_t is employed for updating, it is incorrectly classified by ω_{t-1} , i.e., $\tau_t = 0$. Thus by assumption, Eq. (8), we have $(y_t - \tau_t)\omega^* \cdot \chi_t > \gamma$.
- If $\omega^* \cdot \chi_t < 0$, similarly $y_t = 0$, $\tau_t = 1$ and thus $(y_t - \tau_t)\omega^* \cdot \chi_t > \gamma$.

(2) For the right side, we have

$$\begin{aligned}
\|\omega_t\|^2 &= \omega_t \cdot \omega_t \\
&= \omega_{t-1} \cdot \omega_{t-1} + \chi_t \cdot \chi_t + \eta'_t \cdot \eta'_t + 2\omega_{t-1} \cdot \chi'_t + 2\omega_{t-1} \cdot \eta'_t + 2\chi'_t \cdot \eta'_t \\
&< \omega_{t-1} \cdot \omega_{t-1} + \chi_t \cdot \chi_t + \eta'_t \cdot \eta'_t + 2\omega_{t-1} \cdot \eta'_t + 2\chi'_t \cdot \eta'_t && \text{(as } \omega_{t-1} \cdot \chi'_t < 0) \\
&= \omega_{t-1} \cdot \omega_{t-1} + \chi_t \cdot \chi_t + \eta'_t \cdot \eta'_t + 2\omega_{t-2} \cdot \eta'_t + 2\chi'_{t-1} \cdot \eta'_t + 2\eta'_{t-1} \cdot \eta'_t + 2\chi'_t \cdot \eta'_t \\
&< \omega_{t-2} \cdot \omega_{t-2} + \chi_{t-1} \cdot \chi_{t-1} + \eta'_{t-1} \cdot \eta'_{t-1} + \chi_t \cdot \chi_t + \eta'_t \cdot \eta'_t \\
&\quad + 2\omega_{t-2} \cdot (\eta'_{t-1} + \eta'_t) + 2\chi'_{t-1} \cdot (\eta'_{t-1} + \eta'_t) + 2\eta'_{t-1} \cdot \eta'_t + 2\chi'_t \cdot \eta'_t \\
&< \dots \\
&< \sum_{i=1}^t \chi_i \cdot \chi_i + \left(\sum_{i=1}^t \eta'_i\right) \cdot \left(\sum_{i=1}^t \eta'_i\right) + 2 \sum_{i=1}^t \chi'_i \cdot \left(\sum_{j=i}^t \eta'_j\right) \\
&< tR^2 + \left(\sum_{i=1}^t \eta'_i\right) \cdot \left(\sum_{i=1}^t \eta'_i\right) + 2 \sum_{i=1}^t \chi'_i \cdot \left(\sum_{j=i}^t \eta'_j\right). && \text{(as } \|\chi_i\| < R)
\end{aligned}$$

(3) The third step is to analyse the randomness from both sides. This is based on the following lemma.

Lemma A.4. *Suppose $\{X_j\}$ is a sequence of independent identically distributed random variables with the same distribution as X with zero mean $\mathbb{E}X = 0$. Suppose $\forall i \in \mathbb{N}$, $a_i \in [-R_0, R_0]$ and $\lambda_i \in \{-1, 1\}$ only depend on X_1, \dots, X_{i-1} , where R_0 is a positive constant real number. For all t , define random variables*

$$Y_t = \frac{1}{t} \sum_{j=1}^t \lambda_j X_j, \quad Z_t = \frac{1}{t^2} \sum_{i=1}^t a_i \left(\sum_{j=i}^t \lambda_j X_j \right) = \frac{1}{t^2} \sum_{j=1}^t \lambda_j \left(\sum_{i=1}^j a_i \right) X_j.$$

Then for any $\epsilon > 0$, we have

$$\lim_{t \rightarrow \infty} \Pr(\|Y_t\| > \epsilon) = \lim_{t \rightarrow \infty} \Pr(\|Z_t\| > \epsilon) = 0.$$

The two results in this lemma can be both proved in a way similar to the weak law of large numbers and the central limit theorem [24, 27], and can be seen as typical excises of characteristic functions in text books, for instance, [24, 27].

(4) Now we can complete the proof by contradiction. Suppose the algorithm terminates with probability less than $1 - \epsilon$ with $\epsilon > 0$. Then t can go to infinity with probability ϵ . Since the attribute of η_i is independent of each other, by Lemm A.4, we have for any $\epsilon > 0$,

$$\lim_{t \rightarrow \infty} \Pr(\|\sum_{i=1}^t \eta'_i\|/t > \epsilon) = 0, \quad \lim_{t \rightarrow \infty} \Pr(|\sum_{i=1}^t \chi'_i \cdot (\sum_{j=i}^t \eta'_j)|/t^2 > \epsilon) = 0.$$

Therefore, there exists a number T , such that for any $t > T$, we have

$$\begin{aligned} \|\omega^* \cdot \omega_t\| &\leq \|\omega^*\| \|\omega_t\| \\ \Rightarrow t\gamma + \sum_{i=1}^t \omega^* \cdot \eta'_i &< \|\omega^*\| \sqrt{tR^2 + (\sum_{i=1}^t \eta'_i) \cdot (\sum_{i=1}^t \eta'_i) + 2 \sum_{i=1}^t \chi'_i \cdot (\sum_{j=i}^t \eta'_j)} \\ \Rightarrow t\gamma - 0.1t\gamma &< \|\omega^*\| \sqrt{tR^2 + 0.01t^2\gamma^2 + 0.2t^2\gamma^2/\|\omega^*\|^2} \\ \Rightarrow 0.5t^2\gamma^2 &< \|\omega^*\|^2 tR^2 \Rightarrow t < 2\|\omega^*\|^2 R^2/\gamma^2, \end{aligned}$$

holds with probability 1. Putting it in another way, t is bounded with probability 1. This is a contradiction!

A.3.1 Proof of Lemma A.4

Since the first one is very similar to the weak law of large numbers [24] and is easier than the other, we only give the proof of the second result.

The key concept in this proof is characteristic functions. The characteristic function of random variable X is defined as $\phi_X(\vartheta) = \mathbb{E}e^{\sqrt{-1}\vartheta X}$ [24]. By the basic properties of characteristic functions [24], we have

$$\phi_{Z_t}(\theta) = \prod_{j=1}^t \phi_{\frac{1}{t^2} \lambda_j(\sum_{i=1}^j a_i) X_j}(\theta).$$

Since X_j is independent of $\frac{1}{t^2} \lambda_j(\sum_{i=1}^j a_i)$, by [25, Theorem 3], we have

$$\phi_{\frac{1}{t^2} \lambda_j(\sum_{i=1}^j a_i) X_j}(\theta) = \phi_{X_j}(\frac{1}{t^2} \lambda_j(\sum_{i=1}^j a_i) \theta).$$

Note, for any $j < t$,

$$\frac{1}{t^2} \lambda_j(\sum_{i=1}^j a_i) \theta = O(\frac{1}{t}), \quad \text{as } t \rightarrow \infty.$$

By [24, 27], we have if $EX = 0$,

$$\phi_X(\vartheta) = 1 + o(\vartheta), \quad \text{as } \vartheta \rightarrow 0.$$

Thus for all θ ,

$$\begin{aligned} \phi_{Z_t}(\theta) &= \prod_{j=1}^t \phi_{X_j} \left(\frac{1}{t^2} \lambda_j \left(\sum_{i=1}^j a_i \right) \theta \right) \\ &= \prod_{j=1}^t \left(1 + o \left(\frac{1}{t^2} \lambda_j \left(\sum_{i=1}^j a_i \right) \theta \right) \right) \quad \text{as } t \rightarrow \infty \\ &= \prod_{j=1}^t \left(1 + o \left(\frac{1}{t} \right) \right) \quad \text{as } t \rightarrow \infty \\ &\rightarrow 1. \quad \text{as } t \rightarrow \infty \end{aligned}$$

This means the distribution of Z_t trends to be the distribution of constant 0, since $\phi(\theta) = 1$ is the characteristic function of constant 0 [24]. Then by Lévy's theorem [27] and [24, Theorem 2.7], we complete the proof.

B Detailed Description of Quantum Privacy-Preserving Perceptron Learning Algorithm

In this appendix, we present a detailed description of our quantum privacy-preserving perceptron learning algorithm in Algorithm 2. Since noises is added, this algorithm may not terminate. So we set an upper bound T of loops.

C Discussion on Classical Reconstruction Method

In Section 5.2, we mentioned that classical reconstruction method [2] is not suitable for our problem. The reason is that since the method [2] reconstructs the original distribution for each attribute one by one, it does not work correctly when the attributes are strongly related. For instance, each training vector \vec{x}_i in the three sets in Example 5.1 has two attributes $\vec{x}_i = (x_{i,1}, x_{i,2})$. This method first estimates the probability density function h_1^0 for the first attribute of class 0. And then it estimates h_2^0 , h_1^1 , h_2^0 similarly. When estimating h_1^0 , it first computes

$$\tilde{h}_1^0(I) = \frac{1}{N} |\{i : y_i = 0, x'_{i,1} = x_{i,1} + r_{i,1} \in I\}|,$$

where I is an one-dimensional interval, and then estimates h_1^0 based on \tilde{h}_1^0 and the probability density function of noise $r_{i,1}$. Therefore if the value $x_{i,1}$ strongly depends on the value $x_{i,2}$, the estimated h_1^0 might be very different to the correct one.

Directly following [2], the original method can be modified to estimate the distribution of two attributes together. First we can compute

$$\tilde{h}^0(H) = \frac{1}{N} |\{i : y_i = 0, \vec{x}'_i \in H\}|,$$

where $H = I_1 \times I_2$ is a two-dimensional hypercube, and then estimate h^0 based on \tilde{h}^0 and the distribution of noise.

We give a direct view of the results of these two different methods on the training set in Example 5.1. The reconstructed training sets (for only one execution, not averaged) is shown in Fig. 5.

Obviously this modified two-dimensional method works better than the original one-dimensional one. But unfortunately, based on the analysis in [2], its time complexity is $O(NL^k)$, which is exponential on L , where L is the number of one-dimensional intervals that one axis is divided into. For instance, if the range of $x_{i,1}$ is $[-16,16]$ and we divides it into $L = 20$ intervals, then the total number of hypercubes for training vectors \vec{x} is $L^2 = 400$.

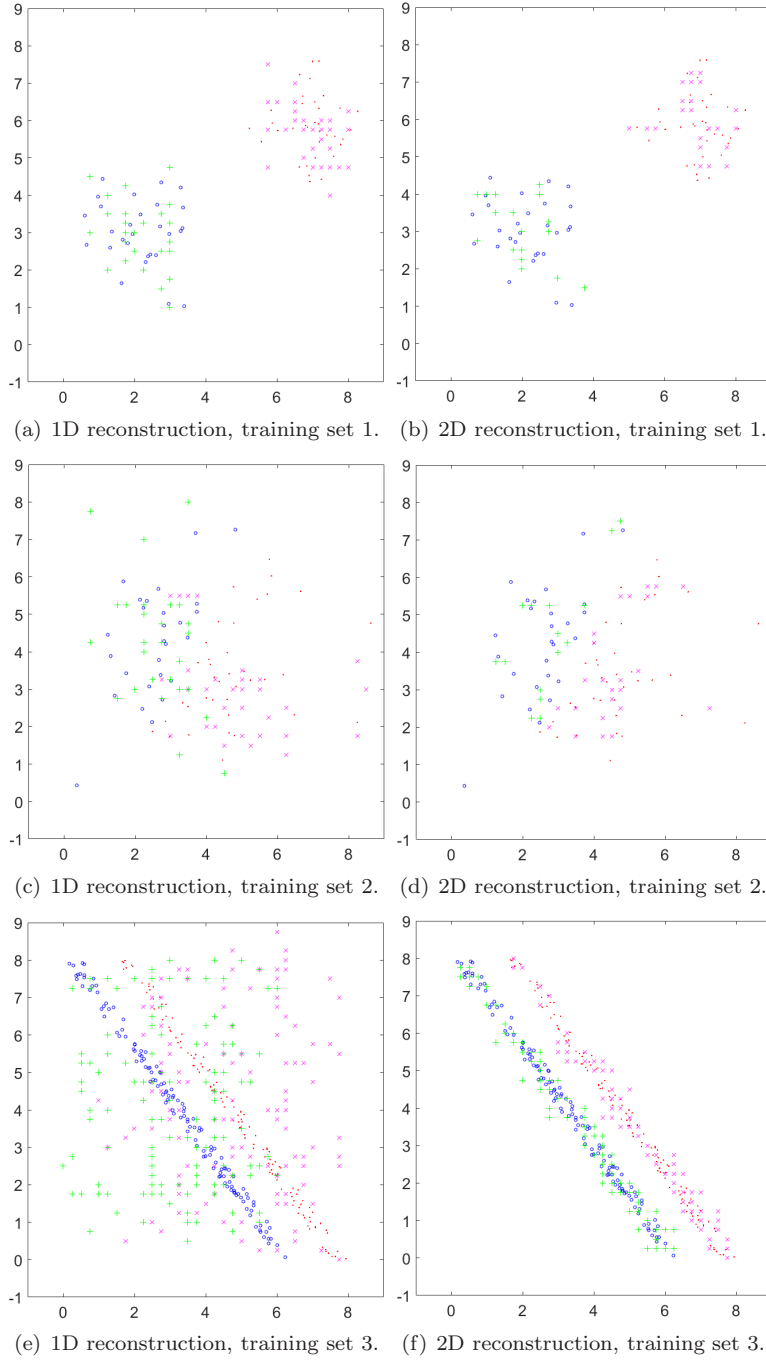


Figure 5: Reconstructed training sets in Example 5.1.

Algorithm 2: Quantum Privacy-Preserving Perceptron.

Parameters: Training set D ,
the size N of D ,
the upper bound T for the number of loops. // In the
numerical experiments in this paper, T is set to be 40000.

Output : \vec{w}, b

```
1 begin
2    $\vec{w} \leftarrow 0, b \leftarrow 0, \Delta \leftarrow 0$ ;
3   for  $t = 1, \dots, T$  do
4      $\Delta \leftarrow 0$ ;
5     Alice privately generates  $u \in \{0, 1\}^n$ ;
6     for  $i = 1, \dots, N$  do
7       Bob sends  $i$  to Alice to query her data system;
8       Alice generates  $\vec{r}$  by her private random number generator;
9       Alice sends  $c' = c_{i \oplus u}$  and  $\vec{x}' = \vec{x}_{i \oplus u} + \vec{r}$  to Bob;
10      // Step S1
11      Alice runs her quantum data system (Algorithm 1) with input
12       $i \oplus u$  to answer Bob;
13      Bob stores result  $f(\vec{x}_{i \oplus u})$  in  $d$ ;
14      // Step S2
15      if  $d \neq c'$  then
16         $\Delta \leftarrow \Delta + 1$ ;
17         $\vec{w} \leftarrow \vec{w} + (c' - d)\vec{x}'$ ;
18         $b \leftarrow b + (c' - d)$ ;
19      end
20    end
21  end
22  return  $\vec{w}, b$ ;
23 end
```
