

Convolution with Logarithmic Filter Groups for Efficient Shallow CNN

Tae Kwan Lee

Wissam J. Baddar

Seong Tae Kim

Yong Man Ro

School of Electrical Engineering, KAIST, Republic of Korea

{ltk010203, wisam.baddar, stkim4978, ymro}@kaist.ac.kr

Abstract

In this paper, we propose a new logarithmic filter grouping which can capture the nonlinearity of filter distribution in shallow CNNs. Residual identity shortcut is incorporated with the filter grouping to enhance the performance of shallow networks. The proposed logarithmic filter grouping is evaluated using a compact CNN structure with logarithmic group convolution modules which are composed of logarithmic filter groups and a residual identity shortcut. Our classification results on Multi-PIE dataset for facial expression recognition (FER) and CIFAR-10 dataset for object classification revealed that the compact CNN with proposed logarithmic filter grouping scheme outperforms the same network with the uniform filter grouping in terms of accuracy and parameter efficiency. Our results indicate that the efficiency of shallow CNNs can be improved by the proposed method.

1. Introduction

Recently, convolutional neural networks (CNNs) have shown state-of-the-art performance in various classification tasks [1-4], including face recognition [4], and object classification (e.g. ILSVRC [1-3]). The increase in performance is largely due to the increased non-linearity in the model and abstractions that allow representation of more complex objects or classes [1].

In constrained conditions, such as embedded systems or mobile devices, networks with smaller parameters are needed due to the limitations in memory and computing power [5]. Therefore, having a CNN classification model small in size, and robust in performance can save memory, and energy in mobile applications. Recently, it has been shown that a reasonably good performance can be achieved with shallower networks for smaller classification tasks (with small number of outcomes) [6, 7]. Nonetheless, model parameters and its computational complexity could still be improved.

Several research efforts have recently shown that parameters in the CNNs could be reduced while maintaining the performance [ref]. One approach exploits the sparsity of inter-layer filter dependencies and introduces the concept of filter grouping [8]. [5] can be seen as an extreme version of [8], where the standard convolution is decomposed into depth-wise and point-wise convolutions. Some other approaches make use of redundancies in spatial dimensions of filters such as utilizing factorization of convolutions or low-rank approximations, etc. [9-12]. Such methods remove network redundancies in CNNs effectively. However, applying filter grouping directly to shallow networks of CNNs could degrade the performance of the classification.

In this paper, we propose a novel filter grouping for a shallow CNN model in general classification tasks. Our network develops the proposed filter grouping and residual identity connections [1, 13] to reduce parameters in shallow networks while maintaining the performance (classification performance). The proposed filter grouping is devised considering nonlinear characteristic of filters which resembles the human perception of physical stimuli [14]. Identity connections are incorporated with the proposed filter grouping to encode residual mappings which show good performance in CNNs [13]. We show that our compact CNN model requires smaller parameters, compared to a baseline CNN model with the same depth, and yet shows reasonable classification performance in terms of classification accuracy. The contributions of this paper can be summarized by the following:

1. We propose new filter grouping which introduces the concept of nonlinear logarithmic filter grouping. The logarithmic filter grouping is devised based on the filters' nonlinear characteristic. By using the proposed filter grouping, the parameters in convolution layers can be reduced while improving classification performance compared to the uniform filter grouping. Further residual identity shortcut is employed to incorporate with the proposed filter grouping for building compact and shallow CNN model with good performance.
2. We devise a compact CNN for general classification

tasks based on the proposed filter grouping. The model has smaller parameters compared to a baseline CNN model with the same depth. At the same time, the proposed CNN architecture with the proposed filter grouping minimizes the performance loss compared to the baseline model on different classification tasks (Facial expression recognition using Multi-Pie dataset [15] and object classification using CIFAR-10 dataset [16]).

2. Related Work

2.1. Hierarchical Filter Groups

Typical convolution filters in CNNs have full connections between the input and output feature maps. If the input feature map has c_{in} channels and the output feature map has c_{out} channels, the filter dimension is $h \times w \times c_{in} \times c_{out}$. This means that the height of the filter is h , the width is w , the channel depth is c_{in} , and there are c_{out} filters of corresponding shapes.

The work in [8] applies filter groups manually to disconnect the connectivity between the input and output feature maps. For example, if n filter groups are applied, n uniform filter groups with c_{out}/n filters are used. Each filter group has a dimension of $h \times w \times c_{in}/n$, i.e. total filter dimension becomes $h \times w \times c_{in}/n \times c_{out}$. Total parameters required for this convolution layer is n times smaller than that of the original full convolution layer.

The degree of grouping n is also reduced by half as the network goes deeper. This ‘root topology’ exploits the idea that deeper layers need more filter dependencies, such that simpler features are combined to produce more complex features. [8] uses this hierarchical filter group concept to reduce parameters in deep convolutional networks, yet maintaining the performance.

2.2. Residual Network

Residual network is an example of a very deep neural network. When a neural network becomes deeper, vanishing gradients problem arises which drops the performance of the network [1]. Layers in residual networks are composed of residual module $F(\cdot)$ and a skip connection bypassing $F(\cdot)$. The identity skip connection allows efficient back-propagation of errors, and resolves the vanishing gradient problem [13]. Another interpretation explains that residual networks behave like ensembles of relatively shallow networks [17]. This ensemble effect is possible due to this identity skip connections [17]. The authors in [18] used a similar concept to train residual networks efficiently. Apart from conveying gradients effectively, identity skip connections have another

important role of encoding residual mapping. A residual mapping can be defined by

$$F(x) = H(x) - x \quad (1)$$

where x denotes the input, $F(x)$ denotes some arbitrary sequence of convolutions, batch normalization [19], and activation functions such as ReLU [20] on input. $H(x)$ is the desired underlying residual mapping. Rearranging the equation we get

$$H(x) = F(x) + x \quad (2)$$

As equation (2) shows, the identity skip connection allows the encoding of residual mapping. The authors in [1, 13] showed through careful experiments that residual mapping with the identity skip connection is better than plain network in both training easiness and performance.

Identity skip connections are utilized in our model to take advantage of the effectiveness of residual mapping. However, because the proposed network is shallow, we assume that the vanishing and exploding gradient problems (addressed in deep CNNs) are insignificant. Our experiments show that residual mapping is not only effective in deep networks, but also useful for enhancing the performance of shallower networks.

2.3. Bottleneck Architecture

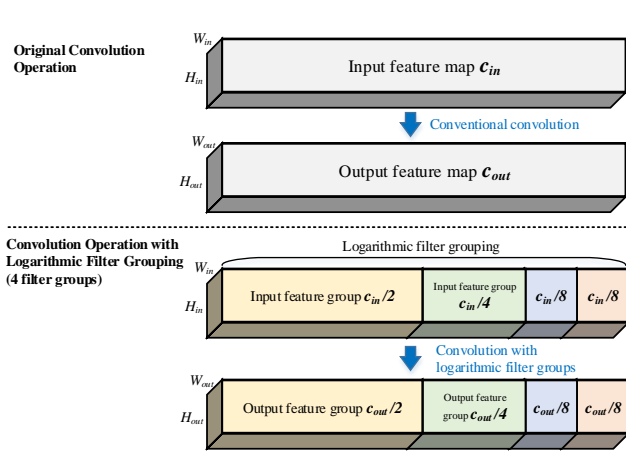
In [1, 3] bottleneck architecture is used to reduce the computational complexity in convolution layers. 1×1 convolution is used to reduce the channel depth before the convolution, and to expand the channel after the convolution. This way fewer parameters are used for convolution layers. A similar idea is used in the proposed network, but in a reversed manner. In the proposed network, 1×1 convolution is used to increase the channel depth, so that the channel depth before and after each convolution layer is equalized. This allows the identity skip connections to be applied to the model.

2.4. Filter Factorization


In [10], simple techniques were used to reduce the parameters in convolution filters. $n \times n$ convolution was decomposed into $n \times 1$ and $1 \times n$ convolutions. For example, factorizing 3×3 convolution filters into 3×1 and 1×3 convolution filters saves 33% of parameters [10].

3. Proposed Method

In this section we present nonlinear logarithmic filter grouping and residual identity connections in the shallow CNN architecture.



(a) Logarithmic filter grouping in a convolution layer



(b) Filter distribution in the viewpoint of spatial frequency of 96 filters in AlexNet's first convolutional layer [23]

Figure 1: Overview of proposed non-linear filter grouping in a convolution layer. (a) shows an example of the logarithmic filter grouping. H_{in} , W_{in} , H_{out} , W_{out} denote the input and output feature map size. c_{in} is total number of input channels while c_{out} is that of output channels for the convolution. (b) is the filter distribution of the first convolutional layer of AlexNet in the viewpoint of spatial frequency. Note that CNN filters are not distributed uniformly and they could not be grouped linearly into low, middle and high spatial filter categories. Among 96 filters in the first convolutional layer, the number of filters of each spatial filter category are approximately 53, 28, and 15, which shows an exponential distribution.

3.1. Nonlinear Logarithmic Filter Grouping in Convolution Layers

It is known that human perception is nonlinearly related to external stimuli [14], and is formulated by Weber-Fechner law. The law states that the degree of subjective sensation is proportional to the logarithm of the stimulus intensity, and it can be used to explain auditory and visual systems in humans [21, 22].

We apply this concept of nonlinear stimuli-perception relation to the aforementioned hierarchical filter groups. Filters are grouped nonlinearly to assign each filter group with different sizes (refer to Fig. 1a). We expect this nonlinear filter grouping can capture the nonlinear nature in the filter distribution (example shown in Fig. 1b).

Typical filter grouping for reducing parameters divides original full convolution filters into n filter groups with identical channel size [8]. Our nonlinear filter grouping divides full convolution filters into filter groups with different channel sizes according to nonlinear grouping.

Our nonlinear filter grouping uses logarithmic scales with base number 2 to decide the size of each filter group in a convolution layer. A convolution layer has input and output channel depth of c_{in} and c_{out} . If the number of filter groups is n , then the set of filter shapes of a convolution layer with the logarithmic filter grouping would be

$$\left\{ h \times w \times \frac{c_{in}}{2^i} \times \frac{c_{out}}{2^i} \mid i = 1, 2, 3, \dots, n-2, n-1, n-1 \right\}, \quad (3)$$

where h and w are height and width size of filter, respectively. When the input and output channel depth are identical, denoted by c , all logarithmic filter group sizes in a convolution layer are uniquely defined by c and n , for given filter size h and w . Channel depth of each filter group would be

$$\left[\frac{c}{2^1}, \frac{c}{2^2}, \frac{c}{2^3}, \dots, \frac{c}{2^{n-2}}, \frac{c}{2^{n-1}}, \frac{c}{2^{n-1}} \right] \quad (4)$$

We denote Eq. (4) as g , which is the filter group size array.

If the value of n is too large to divide the filter groups in logarithmic scale (e.g. $n=16$ and $c=128$), we divide selected filter groups into 2 filter groups with identical size. This process is repeated to create n filter groups. Table 1 shows nonlinear logarithmic filter grouping scheme (with different filter group number n and the filter group size array g) in shallow CNN networks (3 convolution layers) for the experiments. In Table 1, we show three network types (called Logarithmic-4, Logarithmic-8, and Logarithmic-16) deploying logarithmic filter grouping scheme.

3.2 Convolution Module with Logarithmic Filter Grouping

Residual identity connection is applied in our compact CNN, additionally. When the target feature map and the feature map from identity shortcut have the same dimension, shortcut connection is the identity connection.

Network type	Layer index	Filter group number (n)	Filter group size array (g)
Logarithmic-4	Layer 2	4	[64, 32, 16, 16]
	Layer 3	2	[128, 128]
Logarithmic-8	Layer 2	8	[64, 32, 16, 8, 4, 2, 1, 1]
	Layer 3	4	[128, 64, 32, 32]
Logarithmic-16	Layer 2	16	[32, 16, 16, 8, 8, 8, 8, 8, 4, 4, 4, 4, 2, 1, 1]
	Layer 3	8	[128, 64, 32, 16, 8, 4, 2, 2]

Table 1: Nonlinear logarithmic filter grouping scheme for shallow (3 convolution layers) CNNs for experiment. Note that the logarithmic filter grouping is performed in convolution layer 2 and 3. Layer 2 and layer 3 have channel depths of 128 and 256, respectively.

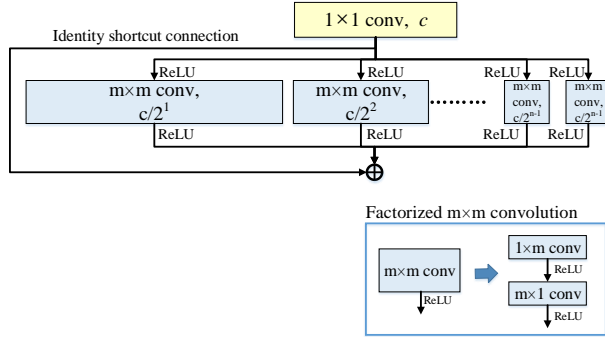


Figure 2: Example of a logarithmic group convolution module with filter group number n . c indicates the output channel depth. The channel size of each filter group follows the general rule shown in Eq. (4)

When the channel depth of both feature maps are different, shortcut connection with 1×1 convolution could be used, but proven less effective [13].

We denote ‘logarithmic group convolution module’ which consists of one 1×1 convolution layer and one $m \times m$ convolution layer to incorporate the residual identity shortcut into the shallow CNN. The 1×1 convolution expands the channel depth of the feature maps before the $m \times m$ convolution to equalize the input and output feature map dimension. This way identity shortcut connection can be applied. In addition, the 1×1 convolution learns a combination of the filter groups of the previous convolution layer [8].

In this paper, without loss of generality, we further reduce filter coefficients by factorization. We factorize the $m \times m$ convolution into $1 \times m$ and $m \times 1$ distinct convolutions. Filter grouping is applied to these $1 \times m$ and $m \times 1$ convolutions. ReLU activation function is used after each factorized convolution to increase the non-linearity in the network, and all activation functions are kept within the shortcut bypassing the convolution layers. General description of a logarithmic group convolution module is in Fig. 2.

4. Experiments

We demonstrate the effectiveness of proposed logarithmic filter grouping in two different classification tasks. One is facial expression recognition (FER) using Multi-PIE dataset, and the other is object classification using CIFAR-10 dataset.

4.1. Evaluation of Proposed Logarithmic Group Convolution Module with Shallow CNN

In order to evaluate the proposed logarithmic filter grouping, we devise compact CNN models which use the proposed logarithmic group convolution module in convolution layers. The shallow network structure we used in experiment was 3 convolution layers-CNN. We applied the filter grouping into 2nd and 3rd convolution layer with the filter grouping scheme seen in Table 1. Fig. 3 is an example of the shallow CNN which employs Logarithmic-8 scheme in Table. 1. The CNN is composed of three parts. First part is a convolution layer of filter size 5×5 that expands the channel depth to 64. Second part is convolution modules with filter groups. A 3×3 convolution is used for each module (i.e. 1×3 and 3×1 convolutions), and each module has 128 and 256 output channel depth respectively. Max pooling layers are used to decrease spatial resolution of feature maps. Third part is the classification layer. Instead of a fully connected layer, 1×1 convolution with global average pooling is used as suggested in [24], and a final softmax layer performs classification.

There are three hyperparameters in this network. One is the number of layers L . We regard one convolution module as one layer in experiments. Another hyperparameter is the filter group number n . Filter group number indicates the degree of grouping in one convolution module. Here, we follow the filter group number decision rule shown effective in [8], which is reducing the degree of grouping by half as the depth increases. The other hyperparameter is the filter group size array g , which denotes the size of each filter group. This is used to define the non-linear filter

Network type	Multi-PIE FER	# Parameters
Baseline	87.02	543,616
Uniform-4 w/o shortcut	86.54	268,480
Uniform-8 w/o shortcut	85.18	157,888
Uniform-16 w/o shortcut	84.67	102,592
Uniform-4	86.81	268,480
Uniform-8	85.70	157,888
Uniform-16	85.13	102,592
Logarithmic-4	86.98	277,696
Logarithmic-8	86.59	215,236
Logarithmic-16	86.20	190,036

Table 2: Classification Accuracy (%) on Multi-PIE FER dataset. Uniform- n uses uniform filter grouping with filter group number n in the convolution modules and Logarithmic- n uses nonlinear logarithmic group convolution modules with the grouping scheme defined in Table. 1. Uniform- n w/o shortcut has the same network structure as Uniform- n , but without residual identity shortcut.

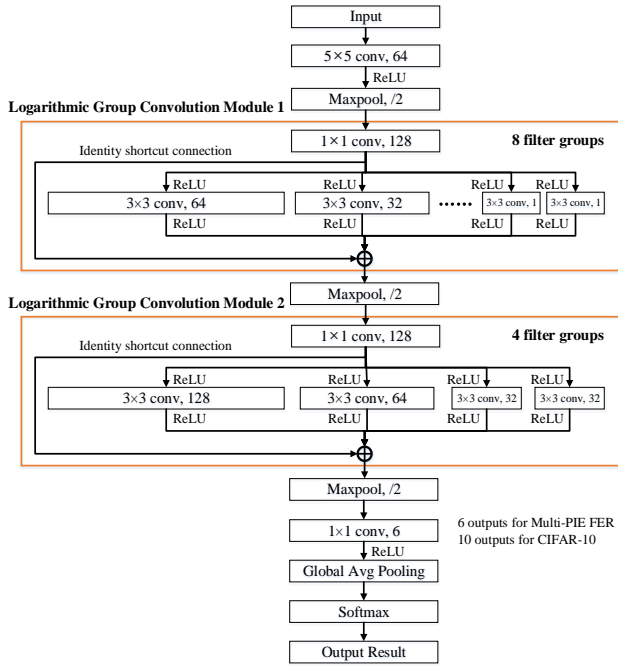


Figure 3: Example of the shallow CNN model used in experiments, which employed the proposed logarithmic group convolution module ($L = 3$, $n = 8$, Logarithmic-8 in Table. 1). Note that factorized convolutions are used for the 3×3 convolutions within the logarithmic group convolution modules.

grouping scheme described in Eq. (4).

4.1.1. Experiment for FER

Dataset. The database we used in experiments for FER is Multi-PIE dataset, which is originally a face recognition dataset containing more than 750,000 images of 337 subjects in 20 illumination conditions taken from 15

different angles [15]. The dataset contains six facial expressions (neutral, smile, squint, disgust, surprise, scream), and we selected 20,676 images for training and 5,224 images for testing, total 25,900 images. Facial regions were aligned according to the eye centers, cropped and resized to 64×64 pixels. For facial alignment, landmark detection method described in [25] was used.

Training images were augmented using rotation ($[-7^\circ, -5^\circ, -3^\circ, -1^\circ, 1^\circ, 3^\circ, 5^\circ, 7^\circ]$), translation ($[-3, 3]$ with 1 pixel step) and scaling ($[0.90, 1.10]$ with 0.05 step). The total augmented training images are 640,956 images. 5,224 test images were used for testing the trained network. For data preprocessing, each channel of the cropped input images was normalized to have a zero mean and a unit variance.

Training Details. In training the shallow network, all networks were trained using Adam optimizer [26]. Parameters for the optimizer were set to default values as suggested in [26] ($\beta_1=0.9$, $\beta_2=0.999$, $\epsilon=10^{-8}$). Learning rate was kept constant to 0.0001 throughout the learning process, and the model was trained for 30 epochs with mini batch size of 128. For loss, standard cross entropy loss was used.

Evaluation of Multi-PIE FER result. The results of Multi-PIE FER on the proposed shallow CNN are presented in Table. 2.

The baseline network of the experiment has the same structure (i.e., same layer depth, factorized convolution and global pooling for a compact network) as in Fig. 3, but without filter grouping and residual identity shortcut in convolution modules. It can be observed that the FER accuracy decreases compared to the baseline accuracy as the degree of uniform filter grouping increases. This shows that applying filter groups to shallow networks with smaller parameters could degrade the performance.

Network type	CIFAR-10	# Parameters
Baseline	87.06	544,640
Uniform-4 w/o shortcut	85.27	269,504
Uniform-8 w/o shortcut	84.24	158,912
Uniform-16 w/o shortcut	83.19	103,616
Uniform-4	85.53	269,504
Uniform-8	84.54	158,912
Uniform-16	83.97	103,616
Logarithmic-4	85.62	278,720
Logarithmic-8	85.79	216,260
Logarithmic-16	85.09	191,060

Table 3: Classification Accuracy (%) on CIFAR-10 dataset. Each network has the same structure as described in Table. 2. Number of parameters of each network is increased by 1024 due to the additional 4 classes in CIFAR-10 compared to Multi-PIE FER.

The result in Table 2 indicates that the networks with the logarithmic filter grouping show better classification accuracy than those with the uniform filter grouping when the filter group numbers are the same. For example, logarithmic-8 achieved about 0.9% higher accuracy compared to uniform-8. This might seem natural as more parameters are used for networks with logarithmic filter groups. However, when comparing logarithmic-8 to uniform-4, we can observe that logarithmic-8 has 53,000 fewer parameters than uniform-4, yet shows modest 0.2% drop in performance. 53,000 parameters take about 10% of the baseline parameter. Regarding uniform-4 has already reduced half of the parameters from the original baseline network, we can still further reduce 10% of the total parameters in the shallow network with a reasonably small loss in performance.

Logarithmic-4 and 16 also showed improved performance, but considering the number of parameters the accuracy increase is not as large as logarithmic-8. Logarithmic-4 uses the logarithmic filter grouping only in layer 2 according to the grouping scheme we defined, and this might not be enough to reflect the nonlinearity in all filters in the network. Adding to this, it can be interpreted that the filter nonlinearity of the shallow network trained with Multi-PIE FER dataset is best represented by the filter grouping scheme of logarithmic-8.

The residual identity shortcut is also shown to be effective. For all networks with uniform filter grouping, the accuracy increased when convolution module with identity shortcut was used. This result demonstrates that incorporating residual identity shortcuts into shallow networks with filter grouping can recover some accuracy loss without adding more parameters.

4.1.2. Experiment for Object Classification

Dataset. CIFAR-10 dataset [16] contains color images of

different objects, with 32×32 pixels each. There are 10 classes, and the training and test sets consist of 50,000 and 10,000 images. Each class has 6,000 images. We followed the standard data augmentation scheme used in [1, 18, 24, 27, 28] for training: images are padded by 4 pixels on each side, and a random 32×32 crop is sampled from the padded image or its horizontal flip. For testing, we used the 10,000 test images without alterations.

Training Details. Adam optimizer was used with the same parameters as in FER experiment with different learning rate. Learning rate was kept constant to 0.001 until 100 epochs, and halved at 100 epochs, dropped down to 0.0001 at 140 epochs, and halved at 160 epochs and kept constant up to 180 epochs. Mini batch size of 128 was used and standard cross entropy loss was also used.

Evaluation of CIFAR-10 result: The results of CIFAR-10 object classification experiment displayed similar trend shown in FER experiment. The results are presented in Table. 3.

Similar to the Multi-PIE FER result, the classification accuracy of CIFAR-10 drops as the degree of uniform filter grouping increases. Also, as shown before, the residual identity shortcut redeems the decreased accuracy due to filter grouping. The increase in accuracy is about 0.3% for all uniform-4, 8 and 16 networks which is similar amount compared to the previous experiment.

Overall, networks with the logarithmic filter grouping outperform networks with the uniform filter grouping. The general improvement is larger than that of Multi-PIE FER. One noticeable observation is that the accuracy of logarithmic-8 is even better than uniform-4, while having 53,000 fewer parameters. This result of CIFAR-10 consolidates the idea that the logarithmic filter grouping is more effective for smaller classification tasks with shallow networks. Also, logarithmic-8 has slightly better performance compared to logarithmic-4. This result

supports the idea that whilst having less parameter than logarithmic-4, logarithmic-8 better represents the nonlinear nature in the network trained with CIFAR-10.

5. Conclusion

We proposed a new filter grouping method which adapted the nonlinear logarithmic filter grouping. The logarithmic filter grouping divides the convolution layer filters in logarithmic sizes, and this grouping scheme reflects the nonlinear nature in filter distribution. To apply the proposed method to shallow CNN structure, we devised a shallow network with logarithmic group convolution modules. This module allows us to use both logarithmic filter grouping and residual identity shortcut in the shallow CNN.

To validate the effectiveness of our method in shallow networks, the suggested shallow CNN with three different logarithmic filter grouping schemes were tested with Multi-PIE FER and CIFAR-10 object classification. The results showed that all networks with the logarithmic filter grouping schemes outperformed the same networks with uniform filter grouping in both experiments. From the parameter point of view, the logarithmic filter grouping could further reduce the number of parameters while maintaining or enhancing the performance compared to uniform filter grouping. The residual identity shortcut is also shown effective in the shallow CNN, presenting slight increase in performance compared to networks with no identity shortcuts.

The proposed logarithmic filter grouping and shallow CNN can help reducing network sizes for applications with constrained conditions. Further work on deciding different nonlinear filter grouping schemes may help increasing the efficiency of shallow CNNs even more.

References

- [1] K. He, X. Zhang, S. Ren, and J. Sun, "Deep residual learning for image recognition," in *Proceedings of the IEEE conference on computer vision and pattern recognition*, 2016, pp. 770-778.
- [2] C. Szegedy, S. Ioffe, V. Vanhoucke, and A. A. Alemi, "Inception-v4, Inception-ResNet and the Impact of Residual Connections on Learning," in *AAAI*, 2017, pp. 4278-4284.
- [3] C. Szegedy, W. Liu, Y. Jia, P. Sermanet, S. Reed, D. Anguelov, et al., "Going deeper with convolutions," in *Proceedings of the IEEE conference on computer vision and pattern recognition*, 2015, pp. 1-9.
- [4] Y. Taigman, M. Yang, M. A. Ranzato, and L. Wolf, "Deepface: Closing the gap to human-level performance in face verification," in *Proceedings of the IEEE conference on computer vision and pattern recognition*, 2014, pp. 1701-1708.
- [5] A. G. Howard, M. Zhu, B. Chen, D. Kalenichenko, W. Wang, T. Weyand, et al., "Mobilenets: Efficient convolutional neural networks for mobile vision applications," *arXiv preprint arXiv:1704.04861*, 2017.
- [6] L. J. Ba and R. Caruana, "Do deep nets really need to be deep?," presented at the Proceedings of the 27th International Conference on Neural Information Processing Systems, Montreal, Canada, 2014.
- [7] M. D. McDonnell and T. Vladusich, "Enhanced image classification with a fast-learning shallow convolutional neural network," in *Neural Networks (IJCNN), 2015 International Joint Conference on*, 2015, pp. 1-7.
- [8] Y. Ioannou, D. Robertson, R. Cipolla, and A. Criminisi, "Deep roots: Improving CNN efficiency with hierarchical filter groups," *arXiv preprint arXiv:1605.06489*, 2016.
- [9] Y.-D. Kim, E. Park, S. Yoo, T. Choi, L. Yang, and D. Shin, "Compression of deep convolutional neural networks for fast and low power mobile applications," *arXiv preprint arXiv:1511.06530*, 2015.
- [10] C. Szegedy, V. Vanhoucke, S. Ioffe, J. Shlens, and Z. Wojna, "Rethinking the inception architecture for computer vision," in *Proceedings of the IEEE Conference on Computer Vision and Pattern Recognition*, 2016, pp. 2818-2826.
- [11] M. Jaderberg, A. Vedaldi, and A. Zisserman, "Speeding up Convolutional Neural Networks with Low Rank Expansions."
- [12] V. Lebedev, Y. Ganin, M. Rakhuba, I. Oseledets, and V. Lempitsky, "Speeding-up convolutional neural networks using fine-tuned cp-decomposition," *arXiv preprint arXiv:1412.6553*, 2014.
- [13] K. He, X. Zhang, S. Ren, and J. Sun, "Identity mappings in deep residual networks," in *European Conference on Computer Vision*, 2016, pp. 630-645.
- [14] G. Fechner, "Elements of psychophysics. Vol. I," 1966.
- [15] R. Gross, I. Matthews, J. Cohn, T. Kanade, and S. Baker, "Multi-pie," *Image and Vision Computing*, vol. 28, pp. 807-813, 2010.
- [16] A. Krizhevsky and G. Hinton, "Learning multiple layers of features from tiny images," 2009.
- [17] A. Veit, M. J. Wilber, and S. Belongie, "Residual networks behave like ensembles of relatively shallow networks," in *Advances in Neural Information Processing Systems*, 2016, pp. 550-558.
- [18] G. Huang, Y. Sun, Z. Liu, D. Sedra, and K. Q. Weinberger, "Deep networks with stochastic depth," in *European Conference on Computer Vision*, 2016, pp. 646-661.
- [19] S. Ioffe and C. Szegedy, "Batch normalization: Accelerating deep network training by reducing internal covariate shift," in *International Conference on Machine Learning*, 2015, pp. 448-456.
- [20] V. Nair and G. E. Hinton, "Rectified linear units improve restricted boltzmann machines," in *Proceedings of the 27th international conference on machine learning (ICML-10)*, 2010, pp. 807-814.
- [21] W. A. Yost, *Fundamentals of hearing: An introduction*: Academic Press, 1994.
- [22] J. Shen, "On the foundations of vision modeling: I. Weber's law and Weberized TV restoration," *Physica D: Nonlinear Phenomena*, vol. 175, pp. 241-251, 2003.
- [23] A. Krizhevsky, I. Sutskever, and G. E. Hinton, "Imagenet classification with deep convolutional neural networks," in *Advances in neural information processing systems*, 2012,

- pp. 1097-1105.
- [24] M. Lin, Q. Chen, and S. Yan, "Network in network," *arXiv preprint arXiv:1312.4400*, 2013.
 - [25] A. Asthana, S. Zafeiriou, S. Cheng, and M. Pantic, "Incremental face alignment in the wild," in *Proceedings of the IEEE Conference on Computer Vision and Pattern Recognition*, 2014, pp. 1859-1866.
 - [26] D. Kingma and J. Ba, "Adam: A method for stochastic optimization," *arXiv preprint arXiv:1412.6980*, 2014.
 - [27] G. Larsson, M. Maire, and G. Shakhnarovich, "Fractalnet: Ultra-deep neural networks without residuals," *arXiv preprint arXiv:1605.07648*, 2016.
 - [28] R. K. Srivastava, K. Greff, and J. Schmidhuber, "Training very deep networks," in *Advances in neural information processing systems*, 2015, pp. 2377-2385.